

SPROUT

Qi2 MAGNETIC
FOLDABLE
WIRELESS CHARGER



PRODUCT MANUAL

WE PUT MORE INTO OUR TECH, SO YOU CAN GET MORE OUT OF LIFE.

At Sprout, our purpose is to help you unlock the potential of your technology. We're an Australian brand, and we design all of our products locally to ensure they are uniquely suited to your lifestyle.



CONTENTS

01. What's in the box?	2
02. Product overview	3
03. Quick start guide	4
04. Specifications	6
05. Troubleshooting	7
06. Important safety info	8
07. Consumer guarantee	9



Scan the QR code
to access an online
version of this manual

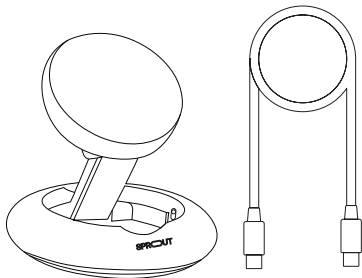
01. WHAT'S IN THE BOX?

Thank you for choosing the **Qi2 Magnetic Foldable Wireless Charger** by Sprout.

For optimum performance and safety, please read instructions carefully before usage.

Please keep this manual for future reference.

- 1x Qi2 Magnetic Foldable Wireless Charger
- 1x USB-C to USB-C cable
- 1x Product manual

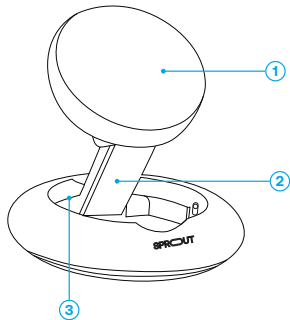


02. PRODUCT OVERVIEW

This product provides the ability to wirelessly charge your Qi2 or MagSafe compatible device. It is also designed for existing Qi compatibility whilst the charging pad is sitting flat.

Extending the charging pad into stand mode, allows the convenience of angle or height adjustment with Qi2 or MagSafe compatible devices that support magnetic alignment.

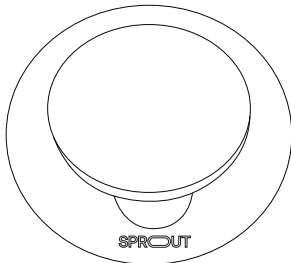
1. Qi2 charging pad
2. Folding mechanism
3. USB-C input (at rear)



CHARGING A DEVICE USING THE MAGNETIC WIRELESS CHARGING PAD

1. Connect the Qi2 Magnetic Foldable Wireless Charger to a USB-C power source (recommend 20W or higher).
2. Using in pad mode: Compatible with Qi, Qi2 and MagSafe compatible devices (please note, optimised 15W charging occurs when using a Qi2 compatible device).

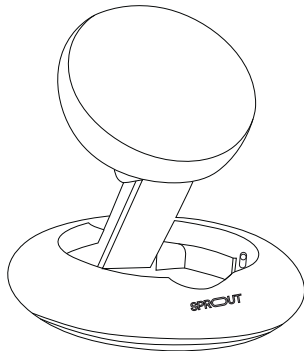
Please note: Qi2 and MagSafe compatible devices and cases will automatically align the device to the most optimal charging position.



Flat / Pad mode

USING IN STAND MODE

- Using in stand mode: Compatible with Qi2 and MagSafe compatible devices. The charging pad can be adjusted to the appropriate height and angle for the device or user.



Stand / Angle mode

04. SPECIFICATIONS

- USB-C input: 5V – 3A, 9V – 2.22A
- Wireless output: 5W/15W
- Dimensions: 90 x 90 x 25mm
- Unit Weight: 172g
- USB-C to USB-C cable: 1.5m



05. TROUBLESHOOTING

Q: My device will not charge

A: Ensure you have a wireless charging compatible phone or device.

Q: My device will not magnetically align

A: Ensure you have a MagSafe compatible or Qi2 compatible device.

Q: My device falls off when used in stand mode

A: Ensure you have a MagSafe compatible or Qi2 compatible device. If you are using a case, ensure that it is also MagSafe or Qi2 compatible.

Q: My device appears to be slow to charge

A: If using a case, ensure that it is Qi2 or MagSafe compatible.

A: Please note that only Qi2 cases and devices offer up to 15W charging speeds.

These devices currently include:

iPhone 13 Series (with iOS 17.2 or later)

iPhone 14 Series (with iOS 17.2 or later)

iPhone 15 Series

Please visit the product website at www.sproutinc.com.au for the latest compatibility list.

A: Also note the thickness and material of the case can affect the performance of the charging speed. Devices also optimise charging based on temperature to improve the safety and longevity of the device.

06. IMPORTANT SAFETY INFO

Read all instructions and warnings prior to using this product. Improper use of this product may result in product damage, excess heat, toxic fumes, fire or explosion.

1. Do not use the Qi2 Magnetic Foldable Wireless Charger near an open fire, heat source or excessive heat
2. Do not attempt to power this device using any method, apparatus, or connection other than a USB-C cable
3. With the exception of MagSafe or Qi2 compatible cases, do not place metal objects or magnets between the device and the wireless charging pad
4. Protect your charging cable from being pinched particularly at the connectors
5. Unplug your cable and charger from the wall outlet during lightning storms or when unused for long periods of time
6. Do not disassemble this device or attempt to modify it in any manner. All Sprout products go through thorough quality assurance inspections. If you find that your device is excessively hot, is emitting odour, is deformed, abraded, cut or is experiencing or demonstrating an abnormal phenomenon, immediately stop all product use and contact Sprout

07. CONSUMER GUARANTEE

Our goods come with guarantees that cannot be excluded under the Australian Consumer Law. You are entitled to a replacement or refund for a major failure and compensation for any other reasonably foreseeable loss or damage. You are also entitled to have the goods repaired or replaced if the goods fail to be of acceptable quality and the failure does not amount to a major failure. If you have any questions about your rights in relation to this product, please return it to point of sale or contact us at enquiries@sproutinc.com.au. This warranty does not affect your legal statutory rights under the Australian Consumer Law. For more information about your rights under Australia Consumer Law go to www.accc.gov.au.

Your Sprout Qi2 Magnetic Foldable Wireless Charger is warranted to the original owner for 24 months from the date of purchase against defects in material and workmanship under normal use and service. The warranty does not cover misuse of this product and liability will not exceed the purchase price of the product.

If you have any problems while using the product, please do not hesitate to contact our customer support team.

For warranty and technical support please visit sproutinc.com.au or email enquiries@sproutinc.com.au.

Thank you for choosing a Sprout product.



Sprout Accessories Pty Ltd

W: Sproutinc.com.au | E: enquiries@sproutinc.com.au

FCC Warning

This device complies with Part 18 of the FCC Rules.

NOTE: Any changes or modifications to this unit not expressly approved by the party responsible for compliance could void the user's authority to operate the equipment.

Refer to FCC Part 18.213(c) and KDB 784748 Anner A section A.5:

(a) Max. Electric Field Emissions: 5.68V/m
Max. Magnetic Field Emissions: 0.41A/m

(b) The maintenance of the system is the responsibility of the manufacturer.

(c) To prevent interference, the product should be as far away from devices operating at the same frequency as possible.

RF exposure considerations

This equipment complies with the FCC RF radiation exposure limits set forth for an uncontrolled environment. This equipment should be installed and operated with a minimum distance of 20cm between the radiator and any part of your body.