









EXHIBIT 2 - EUT EXTERNAL PHOTOGRAPHS

<p>EUT View 1</p>	 A photograph showing the external components of the EUT. On the left is a red PCB with two circular components and several surface-mount components. To its right is a white power adapter with two prongs, a black power brick, and a white power cord with a USB-A connector. A black ruler is placed vertically and horizontally for scale, showing measurements in millimeters.
<p>EUT View 2</p>	 A close-up photograph of the EUT device. The device is white with a black front panel. It features a lens and a microphone. A black ruler is placed vertically and horizontally for scale, showing measurements in millimeters.

<p>EUT View 3</p>	
<p>EUT View 4</p>	

<p>EUT View 5</p>	
<p>EUT View 6</p>	

<p>EUT View 7</p>	
<p>EUT View 8</p>	

EUT View 9



EUT View 10

