







EXHIBIT 3 - EUT INTERNAL PHOTOGRAPHS

<p>EUT Housing and Board View 1</p>	 A photograph showing the EUT housing and board view 1. The housing is a white, semi-circular plastic shell. The board is a circular green PCB with various components, including a USB port, a microcontroller, and a battery. A black ruler is placed next to the components for scale, showing measurements in millimeters.
<p>Solder Board-Component View 1</p>	 A photograph showing the solder board-component view 1. The board is a circular green PCB with various components, including a USB port, a microcontroller, and a battery. A black ruler is placed next to the components for scale, showing measurements in millimeters.

<p>Solder Board-Component View 2</p>	 A photograph of a circular solder board component on a blue textured background. The component is positioned next to a black L-shaped ruler for scale. The ruler has white markings in millimeters and centimeters. The component is a small, circular printed circuit board (PCB) with various electronic components, including a central chip, several resistors, and a connector on the left side.
<p>Solder Board-Component View 3</p>	 A photograph of the same circular solder board component from a different perspective. It is placed on the same blue textured background next to the same black L-shaped ruler. This view shows the opposite side of the component, featuring a large central square chip, several smaller components, and a connector on the left side.

<p>Solder Board-Component View 4</p>	 A photograph showing a small, circular, black PCB component with a central hole and a protruding section on the right. The component is placed on a blue textured surface next to a black L-shaped ruler for scale. The ruler has white markings in millimeters. The component features several small components, including a yellow LED on the protruding section and various surface-mount components.
<p>Solder Board-Component View 5</p>	 A photograph showing the same solder board component from a different perspective. The component is placed on a blue textured surface next to a black L-shaped ruler for scale. The ruler has white markings in millimeters. This view shows the underside of the component, revealing various components and solder joints.

Antenna View

