







EXHIBIT 2 - EUT EXTERNAL PHOTOGRAPHS

<p>EUT View 1</p>	 A top-down photograph of a small, white, square-shaped electronic device. The device has a circular area in the center with four small, dark, diagonal lines forming an 'X' shape. A black cable is attached to the top edge. A black ruler with white markings is placed vertically to the left of the device for scale. The background is a light blue surface.
<p>EUT View 2</p>	 A side-view photograph of the same white square electronic device. The device is positioned horizontally. On the bottom edge, two ports are visible: a USB-A port on the left and a USB-B port on the right. A black cable is attached to the top edge. A black ruler with white markings is placed horizontally below the device for scale. The background is a light blue surface.

<p>EUT View 3</p>	
<p>EUT View 4</p>	

<p>EUT View 5</p>	 A top-down view of a square, light-colored electronic device. The top surface features four small, dark, rectangular markings arranged in a cross pattern. The device is placed on a blue surface next to a black ruler with white markings. The ruler shows measurements in millimeters and centimeters.
<p>EUT View 6</p>	 A bottom-up view of the same square device. The underside is dark and shows a circular component, possibly a fan or a connector. A black cable is attached to the device. The device is placed on a blue surface next to a black ruler with white markings, similar to the one in View 5.