

FCC Test Report

Equipment : Dual band WiFi Router
Brand Name : Google
Model No. : NLS-1304-25
FCC ID : A4RNLS-1304-25
Standard : 47 CFR FCC Part 15.247
Operating Band : 2400 MHz – 2483.5 MHz
Function : Point-to-multipoint; Point-to-point
Applicant : Google Inc.
1600 Amphitheater Parkway, Mountain View, CA
94043
Manufacturer : Wistron NeWeb Corporation
20 Park Ave. II, Hsinchu Science Park, Hsinchu 308,
Taiwan

The product sample received on Sep. 14, 2016 and completely tested on Oct. 11, 2016. We, SPORTON, would like to declare that the tested sample has been evaluated in accordance with the procedures given in ANSI C63.10-2013 and shown compliance with the applicable technical standards.

The test results in this report apply exclusively to the tested model / sample. Without written approval of SPORTON INTERNATIONAL INC., the test report shall not be reproduced except in full.


Sam Chen
SPORTON INTERNATIONAL INC.





Table of Contents

- 1 GENERAL DESCRIPTION5**
- 1.1 Information.....5
- 1.2 Testing Applied Standards8
- 1.3 Testing Location Information8
- 1.4 Measurement Uncertainty8
- 2 TEST CONFIGURATION OF EUT9**
- 2.1 Test Channel Mode9
- 2.2 The Worst Case Measurement Configuration10
- 2.3 EUT Operation during Test11
- 2.4 Accessories12
- 2.5 Support Equipment.....12
- 2.6 Test Setup Diagram13
- 3 TRANSMITTER TEST RESULT17**
- 3.1 AC Power-line Conducted Emissions17
- 3.2 DTS Bandwidth19
- 3.3 Fundamental Emission Output Power.....20
- 3.4 Power Spectral Density22
- 3.5 Emissions in Non-restricted Frequency Bands24
- 3.6 Emissions in Restricted Frequency Bands.....25
- 4 TEST EQUIPMENT AND CALIBRATION DATA29**

APPENDIX A. TEST RESULTS OF AC POWER-LINE CONDUCTED EMISSIONS

APPENDIX B. TEST RESULTS OF DTS BANDWIDTH

APPENDIX C. TEST RESULTS OF FUNDAMENTAL EMISSION OUTPUT POWER

APPENDIX D. TEST RESULTS OF POWER SPECTRAL DENSITY

APPENDIX E. TEST RESULTS OF EMISSIONS IN NON-RESTRICTED FREQUENCY BANDS

APPENDIX F. TEST RESULTS OF EMISSIONS IN RESTRICTED FREQUENCY BANDS

APPENDIX G. TEST RESULTS OF RADIATED EMISSION CO-LOCATION

APPENDIX H. TEST PHOTOS



Summary of Test Result

Conformance Test Specifications				
Report Clause	Ref. Std. Clause	Description	Limit	Result
1.1.2	15.203	Antenna Requirement	FCC 15.203	Complied
3.1	15.207	AC Power-line Conducted Emissions	FCC 15.207	Complied
3.2	15.247(a)	DTS Bandwidth	≥500kHz	Complied
3.3	15.247(b)	Fundamental Emission Output Power	Power [dBm]:30	Complied
3.4	15.247(e)	Power Spectral Density	PSD [dBm/3kHz]:8	Complied
3.5	15.247(d)	Emissions in Non-restricted Frequency Bands	Non-Restricted Bands: > 30 dBc	Complied
3.6	15.247(d)	Emissions in Restricted Frequency Bands	Restricted Bands: FCC 15.209	Complied



Revision History

Report No.	Version	Description	Issued Date
FR690910AA	Rev. 01	Initial issue of report	Oct. 24, 2016



1 General Description

1.1 Information

1.1.1 RF General Information

Frequency Range (MHz)	IEEE Std. 802.11	Ch. Frequency (MHz)	Channel Number
2400-2483.5	b, g, n (HT20), ac (VHT20)	2412-2462	1-11 [11]
2400-2483.5	n (HT40), ac (VHT40)	2422-2452	3-9 [7]

Band	Mode	BWch (MHz)	Nant
2.4G	11b	20	2
2.4G	11g	20	2
2.4G	HT20	20	2
2.4G	HT20,BF	20	2
2.4G	VHT20	20	2
2.4G	VHT20,BF	20	2
2.4G	HT40	40	2
2.4G	HT40,BF	40	2
2.4G	VHT40	40	2
2.4G	VHT40,BF	40	2

Note:

- 2.4G is the 2.4GHz Band (2.4-2.4835GHz).
- 11b mode uses a combination of DSSS-DBPSK, DQPSK, CCK modulation.
- 11g, HT20 and HT40 use a combination of OFDM-BPSK, QPSK, 16QAM, 64QAM modulation.
- VHT20, VHT40 use a combination of OFDM-BPSK, QPSK, 16QAM, 64QAM, 256QAM modulation.
- BWch is the nominal channel bandwidth.
- Nss-Min is the minimum number of spatial streams.
- Nant is the number of outputs. e.g., 2(2,3) means have 2 outputs for port 2 and port 3. 2 means have 2 outputs for port 1 and port 2.

1.1.2 Antenna Information

Ant.	Chain		Brand	Model No.	Antenna Type	Connector	Gain (dBi)				Remark
	2.4 GHz	5 GHz					2.4 GHz	5 GHz	BT	Zigbee	
1	1	2	WNC	N/A	LG material	I-PEX	3.72	4.86	-	-	TX/RX
2	2	-	WNC	N/A	LG material	I-PEX	3.72	-	-	-	TX/RX
3	-	1	WNC	N/A	LG material	I-PEX	-	4.86	-	-	TX/RX
4	3	3	WNC	N/A	LG material	I-PEX	-	4.86	-	2.89	For Zigbee TX/RX. For 5GHz only RX.
5	4	-	WNC	N/A	LG material	I-PEX	-	-	5.84	-	TX/RX

Note: The EUT has five antennas.

For 2.4GHz function:

For IEEE 802.11b/g/n/ac mode (2TX/2RX):

Chain.1 and Chain.2 can be used as transmitting/receiving antenna.

Chain.1 and Chain.2 could transmit/receive simultaneously.

For 5GHz function:

For IEEE 802.11a/n/ac mode (2TX/3RX):

Chain.1 and Chain.2 can be use as transmitting antenna.

Chain 1 and chain 2 can transmitting simultaneously.

Chain 1, Chain 2 and Chain 3 can be used as receiving antennas.

Chain 1, Chain 2 and Chain 3 could receive simultaneously.

For Zigbee function:

Only Chain.3 can be used as transmitting/receiving antenna.

For Bluetooth function:

Only Chain.4 can be used as transmitting/receiving antenna.



1.1.3 Mode Test Duty Cycle

Mode	DC	T(s)	VBW(Hz) ≥ 1/T
11b	0.996	n/a (DC>=0.98)	n/a (DC>=0.98)
11g	0.964	2.065m	1k
VHT20	0.984	n/a (DC>=0.98)	n/a (DC>=0.98)
VHT20,BF	1	n/a (DC>=0.98)	n/a (DC>=0.98)
VHT40	0.969	2.437m	1k
VHT40,BF	1	n/a (DC>=0.98)	n/a (DC>=0.98)

1.1.4 EUT Operational Condition

EUT Power Type	From Power Adapter		
Beamforming Function	<input checked="" type="checkbox"/>	With beamforming for 802.11n/ac in 2.4GHz and 5GHz.	<input type="checkbox"/> Without beamforming

1.1.5 Table for Multiple source Listing

There two sources for PHY.

Source	Model Name
Main source	QCA8072
Second source	QCA8075

1.2 Testing Applied Standards

According to the specifications of the manufacturer, the EUT must comply with the requirements of the following standards:

- ◆ 47 CFR FCC Part 15
- ◆ ANSI C63.10-2013
- ◆ FCC KDB 558074 D01 v03r05
- ◆ FCC KDB 662911 D01 v02r01
- ◆ FCC KDB 644545 D01 v01r02

1.3 Testing Location Information

Testing Location		
<input type="checkbox"/>	HWA YA	ADD : No. 52, Hwa Ya 1st Rd., Kwei-Shan Hsiang, Tao Yuan Hsien, Taiwan, R.O.C. TEL : 886-3-327-3456 FAX : 886-3-318-0055
<input checked="" type="checkbox"/>	JHUBEI	ADD : No.8, Lane 724, Bo-ai St., Jhubei City, HsinChu County 302, Taiwan, R.O.C. TEL : 886-3-656-9065 FAX : 886-3-656-9085

Test Condition	Test Site No.	Test Engineer	Test Environment	Test Date
RF Conducted	TH01-CB	Wen Chao	22°C / 54%	Sep. 14, 2016 Oct. 06, 2016
Radiated	03CH01-CB	Stim Sung / Jay Lo	22°C / 54%	Sep. 19, 2016 Oct. 09, 2016
AC Conduction	CO01-CB	Hank Yang	22°C / 52%	Sep. 23, 2016 Oct. 11, 2106

Test site Designation No. TW0006 with FCC.

Test site registered number IC 4086D with Industry Canada.

1.4 Measurement Uncertainty

ISO/IEC 17025 requires that an estimate of the measurement uncertainties associated with the emissions test results be included in the report. The measurement uncertainties given below are based on a 95% confidence level (based on a coverage factor (k=2))

Test Items	Uncertainty	Remark
Conducted Emission (150kHz ~ 30MHz)	3.2 dB	Confidence levels of 95%
Radiated Emission (30MHz ~ 1,000MHz)	3.6 dB	Confidence levels of 95%
Radiated Emission (1GHz ~ 18GHz)	3.7 dB	Confidence levels of 95%
Radiated Emission (18GHz ~ 40GHz)	3.5 dB	Confidence levels of 95%
Conducted Emission	1.7 dB	Confidence levels of 95%



2 Test Configuration of EUT

2.1 Test Channel Mode

Band	Mode	BWch (MHz)	Nss-Min	Nant	Ch. (MHz)	Range	Power Setting
2.4G	11b	20	1	2	2412	L	20
2.4G	11b	20	1	2	2437	M	23
2.4G	11b	20	1	2	2462	H	19.5
2.4G	11g	20	1	2	2412	L	16.5
2.4G	11g	20	1	2	2437	M	23
2.4G	11g	20	1	2	2462	H	17
2.4G	VHT20	20	1,(M0)	2	2412	L	17.5
2.4G	VHT20	20	1,(M0)	2	2437	M	23.5
2.4G	VHT20	20	1,(M0)	2	2462	H	17
2.4G	VHT40	40	1,(M0)	2	2422	L	15.5
2.4G	VHT40	40	1,(M0)	2	2437	M	17.5
2.4G	VHT40	40	1,(M0)	2	2452	H	16.5
2.4G	VHT20,BF	20	1,(M0)	2	2412	L	1900
2.4G	VHT20,BF	20	1,(M0)	2	2437	M	2500
2.4G	VHT20,BF	20	1,(M0)	2	2462	H	2000
2.4G	VHT40,BF	40	1,(M0)	2	2422	L	1900
2.4G	VHT40,BF	40	1,(M0)	2	2437	M	2100
2.4G	VHT40,BF	40	1,(M0)	2	2452	H	1900

Note:

- Test range channel consist of L (Low Ch.), M (Middle Ch.), H (High Ch.), S (Single Ch.) and C (Straddle Band Ch.).
- VHT20/VHT40 covers HT20/HT40, due to same modulation. The power setting for 802.11n HT20 and HT40 are the same or lower than 802.11ac VHT20 and VHT40.
- There are two modes of EUT, one is beamforming mode, and the other is non-beamforming mode for 802.11n/ac. All test results were recorded in the report.

2.2 The Worst Case Measurement Configuration

The Worst Case Mode for Following Conformance Tests	
Tests Item	AC power-line conducted emissions
Condition	AC power-line conducted measurement for line and neutral
Operating Mode	Normal Link
1	Normal Link – Main Source
2	Normal Link – Second Source

The Worst Case Mode for Following Conformance Tests	
Tests Item	DTS Bandwidth Fundamental Emission Output Power Power Spectral Density
Test Condition	Conducted measurement at transmit chains
There two source for the EUT. It has no influence for RF results. And the EUT with main source was selected to test and record in the report.	

The Worst Case Mode for Following Conformance Tests	
Tests Item	Emissions in Non-restricted Frequency Bands Emissions in Restricted Frequency Bands
Test Condition	Radiated measurement If EUT consist of multiple antenna assembly (multiple antenna are used in EUT regardless of spatial multiplexing MIMO configuration), the radiated test should be performed with highest antenna gain of each antenna type.
Operating Mode < 1GHz	Normal Link
1	Normal Link – Main Source
2	Normal Link – Second Source
Operating Mode > 1GHz	CTX – Main Source
There two source for the EUT. It has no influence for RF results. And the EUT with main source was selected to test and record in the report.	



The Worst Case Mode for Following Conformance Tests	
Tests Item	Simultaneous Transmission Analysis
Test Condition	Radiated measurement
Operating Mode	Normal Link
For Co-location RF Exposure Evaluation	
1	WLAN 2.4GHz + WLAN 5GHz + Bluetooth +Zigbee – Main Source
For Radiated Emission Co-location.	
1	WLAN 2.4GHz + WLAN 5GHz (Common antenna) – Main Source
2	WLAN 2.4GHz + WLAN 5GHz (Common antenna) – Second Source
Refer to Sporton Test Report No.: FA690910 for Co-location RF Exposure Evaluation and Appendix G for Radiated Emission Co-location.	

Note: The EUT can be used at Z-axis only.

2.3 EUT Operation during Test

For non-beamforming mode:

The EUT was programmed to be in continuously transmitting mode.

For beamforming mode:

For Conducted Mode:

The EUT was programmed to be in continuously transmitting mode.

For Radiated Mode:

During the test, the following programs under WIN 7 were executed.

The program was executed as follows:

1. During the test, the EUT operation to normal function.
2. Executed command fixed test channel under putty.
3. Executed "Lantest.exe " to link with the remote workstation to receive and transmit packet by RX Device and transmit duty cycle no less 98%



2.4 Accessories

Accessories				
No.	Equipment Name	Brand Name	Model Name	Rating
1	Adapter	Salcomp	GL0102	Input: 100-240V~50/60Hz, 0.4A Output: 5V, 3A
Other				
RJ-45 cable*1, Non-shielded, 2m				

2.5 Support Equipment

For Test Site No: CO01-CB

Support Equipment				
No.	Equipment	Brand Name	Model Name	FCC ID
1	NB*4	DELL	E6430	DoC
2	iPad	Apple	A1430	DoC

For Test Site No: 03CH01-CB (below 1GHz)

Support Equipment				
No.	Equipment	Brand Name	Model Name	FCC ID
1	NB*2	DELL	E4300	DoC
2	NB*2	Apple	Mac Book	DoC
3	iPad	Apple	A1430	DoC

For Test Site No: 03CH01-CB (above 1GHz) / <For Non-Beamforming Mode>

Support Equipment				
No.	Equipment	Brand Name	Model Name	FCC ID
1	NB	DELL	E4300	DoC

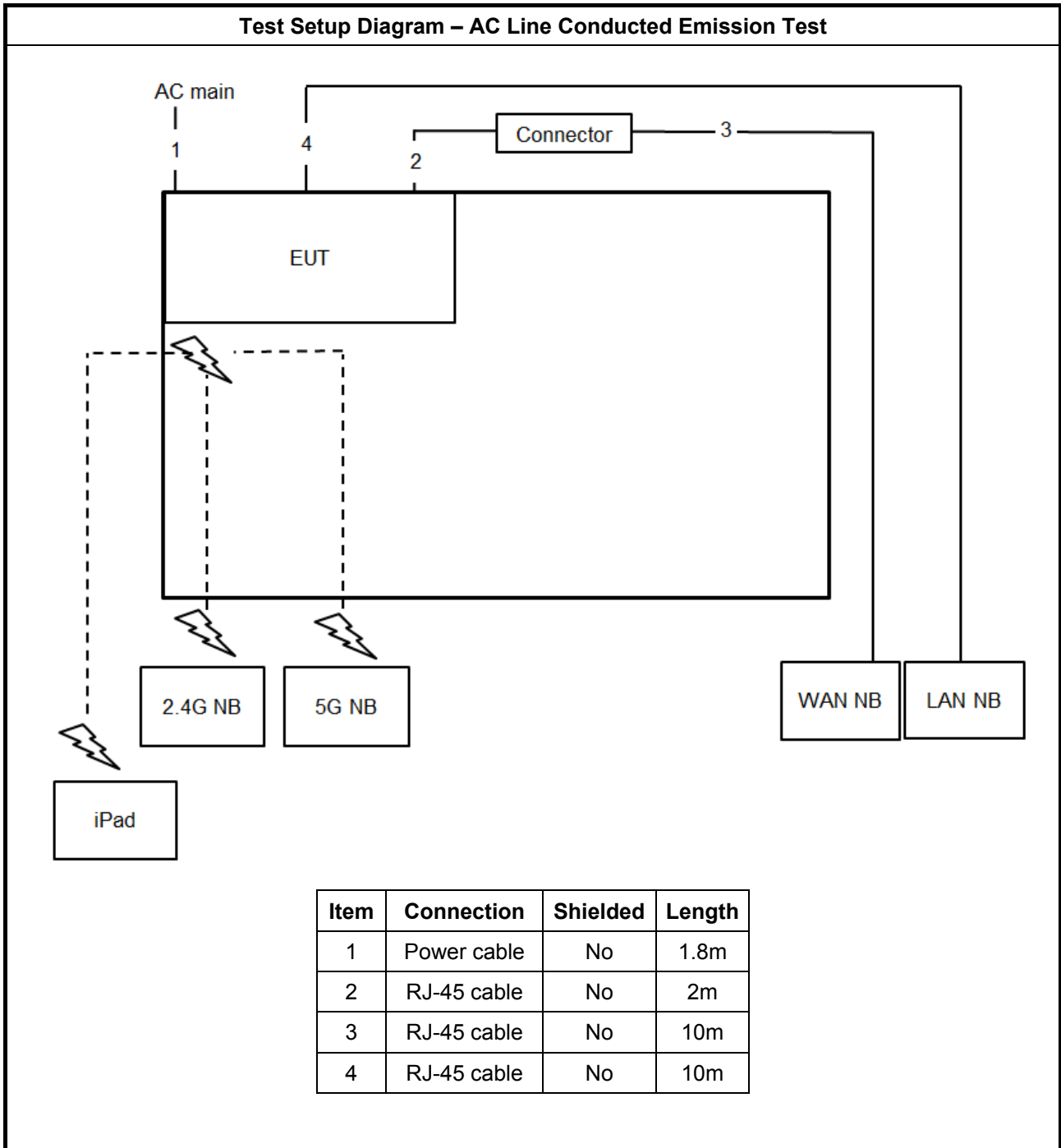
For Test Site No: 03CH01-CB (above 1GHz) / <For Beamforming Mode>

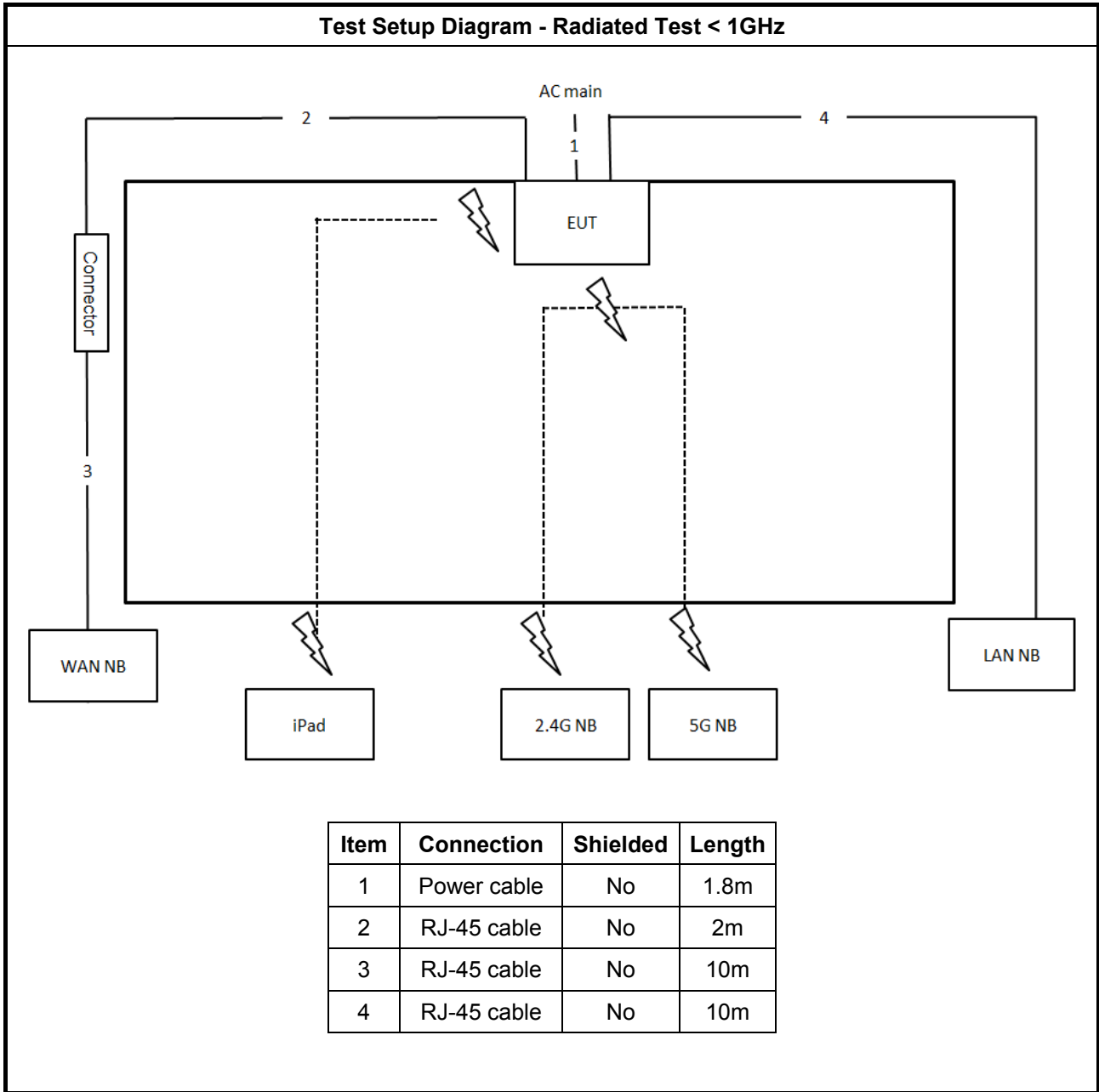
Support Equipment				
No.	Equipment	Brand Name	Model Name	FCC ID
1	NB*2	DELL	E4300	DoC
2	RX Device	LINKSYS	WUSB6100M	3839A-WUSB6100M

For Test Site No: TH01-CB

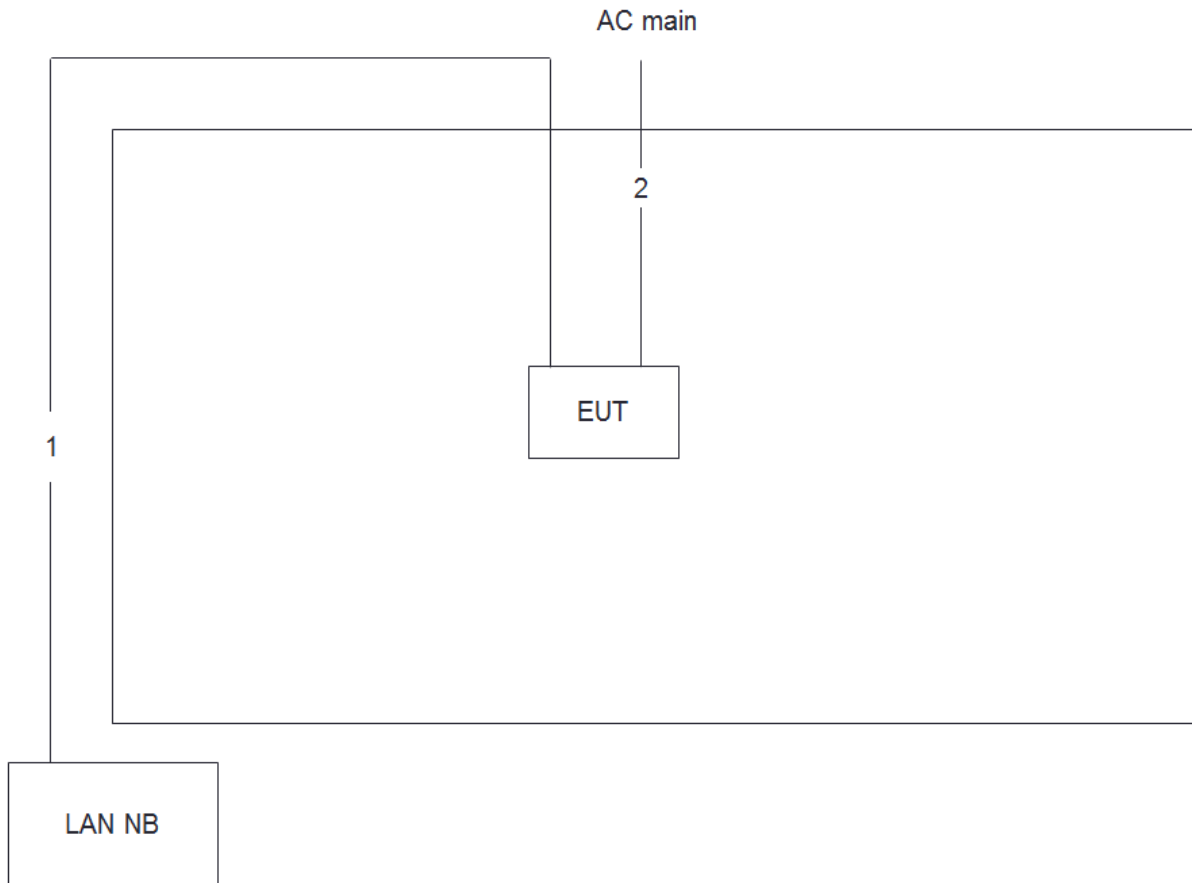
Support Equipment				
No.	Equipment	Brand Name	Model Name	FCC ID
1	NB	DELL	E4300	DoC

2.6 Test Setup Diagram



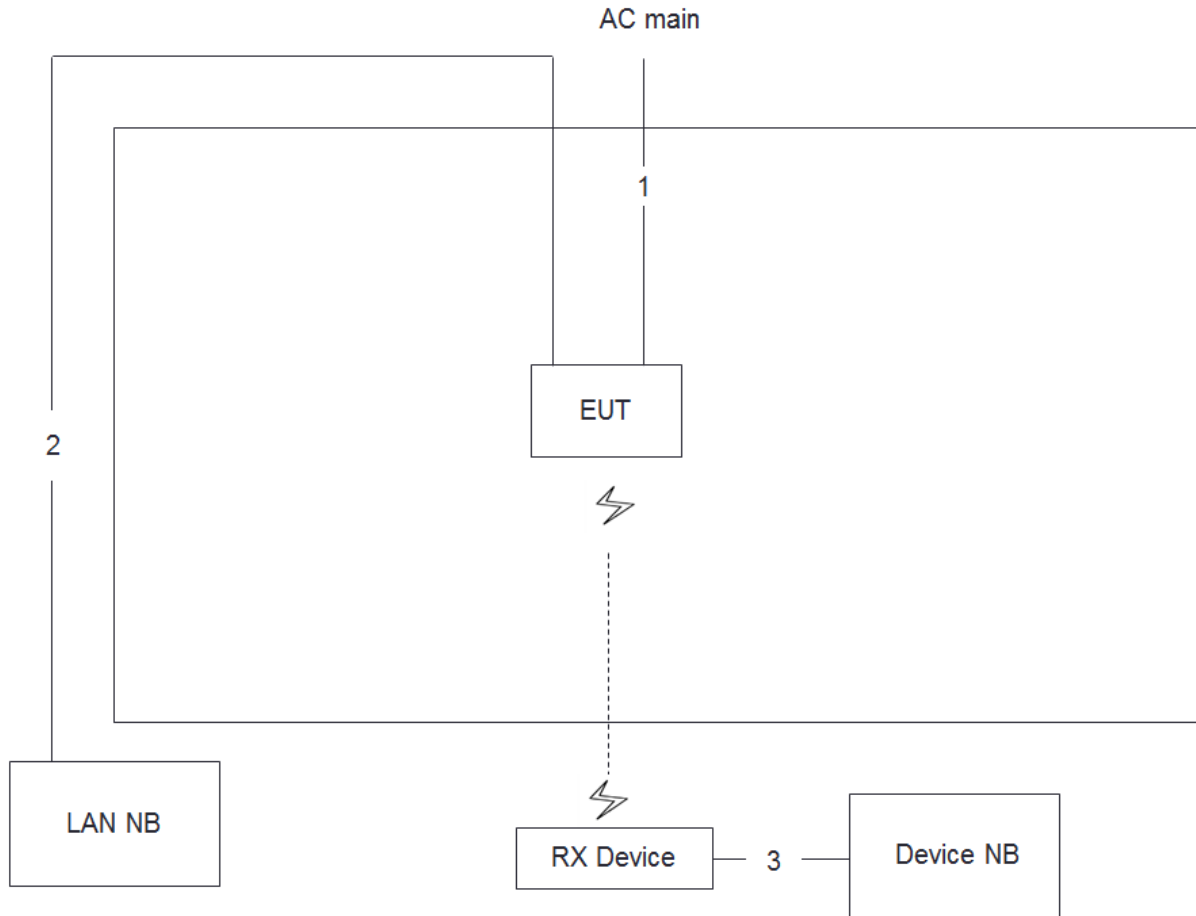


Test Setup Diagram - Radiated Test > 1GHz / <For Non-Beamforming Mode>



Item	Connection	Shielded	Length
1	RJ-45 cable	No	10m
2	Power cable	No	1.8m

Test Setup Diagram - Radiated Test > 1GHz / <For Beamforming Mode>



Item	Connection	Shielded	Length
1	Power cable	No	1.8m
2	RJ-45 cable	No	10m
3	RJ-45 cable	No	1.5m

3 Transmitter Test Result

3.1 AC Power-line Conducted Emissions

3.1.1 AC Power-line Conducted Emissions Limit

AC Power-line Conducted Emissions Limit		
Frequency Emission (MHz)	Quasi-Peak	Average
0.15-0.5	66 - 56 *	56 - 46 *
0.5-5	56	46
5-30	60	50

Note 1: * Decreases with the logarithm of the frequency.

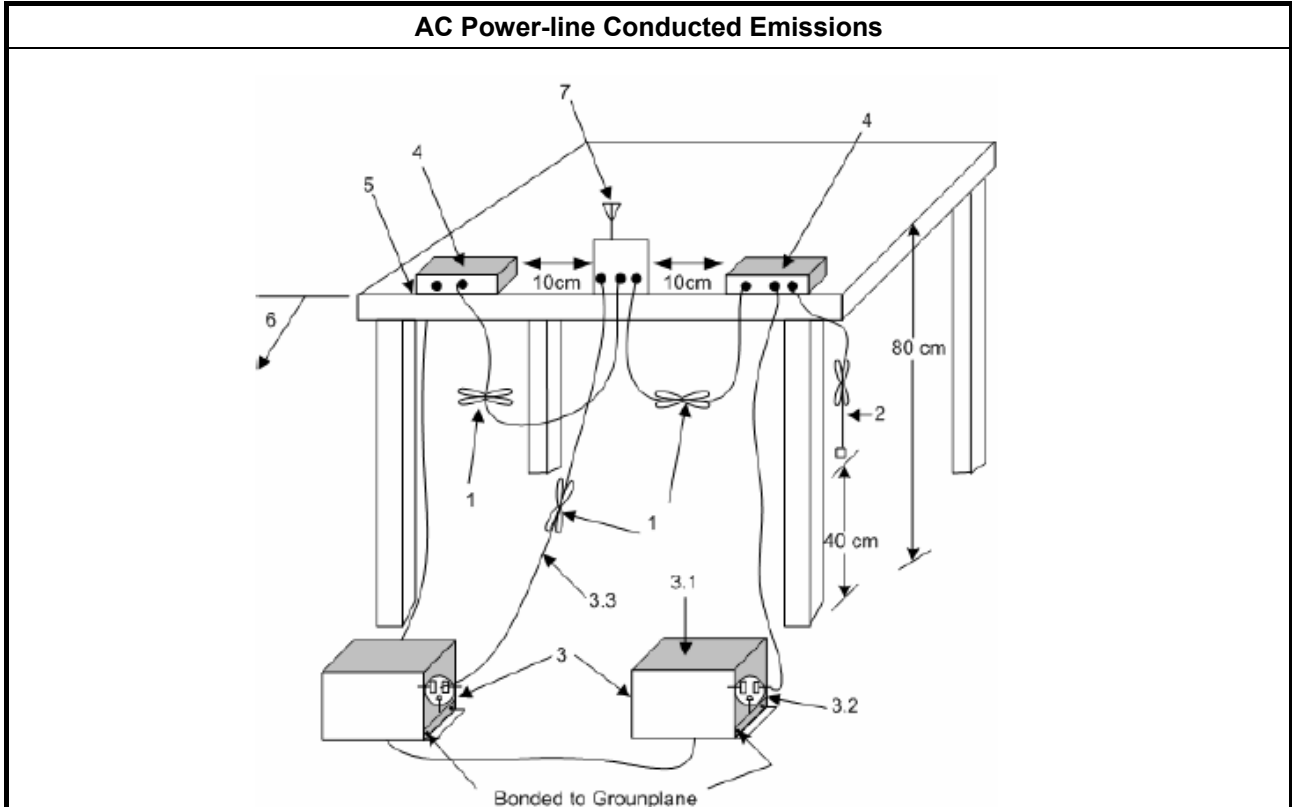
3.1.2 Measuring Instruments

Refer a test equipment and calibration data table in this test report.

3.1.3 Test Procedures

Test Method
<input checked="" type="checkbox"/> Refer as ANSI C63.10-2013, clause 6.2 for AC power-line conducted emissions.

3.1.4 Test Setup





3.1.5 Test Result of AC Power-line Conducted Emissions

Refer as Appendix A

3.2 DTS Bandwidth

3.2.1 6dB Bandwidth Limit

6dB Bandwidth Limit
Systems using digital modulation techniques:
<ul style="list-style-type: none"> ▪ 6 dB bandwidth \geq 500 kHz.

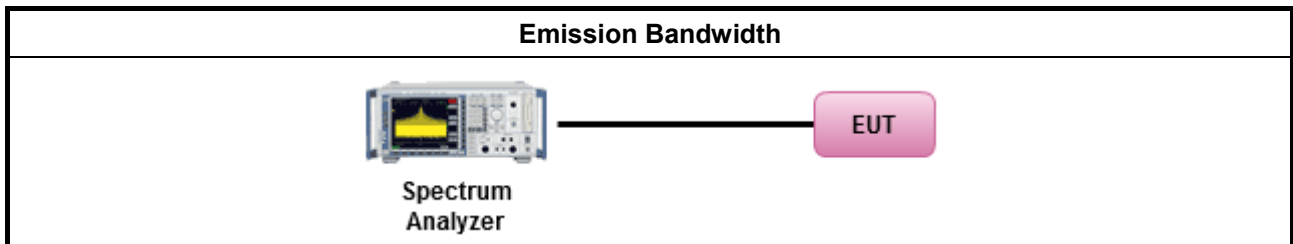
3.2.2 Measuring Instruments

Refer a test equipment and calibration data table in this test report.

3.2.3 Test Procedures

Test Method
<ul style="list-style-type: none"> ▪ For the emission bandwidth shall be measured using one of the options below:
<input checked="" type="checkbox"/> Refer as FCC KDB 558074, clause 8.1 Option 1 for 6 dB bandwidth measurement.
<input type="checkbox"/> Refer as FCC KDB 558074, clause 8.2 Option 2 for 6 dB bandwidth measurement.
<input type="checkbox"/> Refer as ANSI C63.10, clause 6.9.1 for occupied bandwidth testing.

3.2.4 Test Setup



3.2.5 Test Result of Emission Bandwidth

Refer as Appendix B

3.3 Fundamental Emission Output Power

3.3.1 Fundamental Emission Output Power Limit

Maximum Conducted Output Power Limit	
	▪ If $G_{TX} \leq 6$ dBi, then $P_{Out} \leq 30$ dBm (1 W)
	▪ Point-to-multipoint systems (P2M): If $G_{TX} > 6$ dBi, then $P_{Out} = 30 - (G_{TX} - 6)$ dBm
	▪ Point-to-point systems (P2P): If $G_{TX} > 6$ dBi, then $P_{Out} = 30 - (G_{TX} - 6)/3$ dBm
	▪ Smart antenna system (SAS):
	- Single beam: If $G_{TX} > 6$ dBi, then $P_{Out} = 30 - (G_{TX} - 6)/3$ dBm
	- Overlap beam: If $G_{TX} > 6$ dBi, then $P_{Out} = 30 - (G_{TX} - 6)/3$ dBm
	- Aggregate power on all beams: If $G_{TX} > 6$ dBi, then $P_{Out} = 30 - (G_{TX} - 6)/3 + 8$ dB dBm
P_{Out} = maximum peak conducted output power or maximum conducted output power in dBm, G_{TX} = the maximum transmitting antenna directional gain in dBi.	

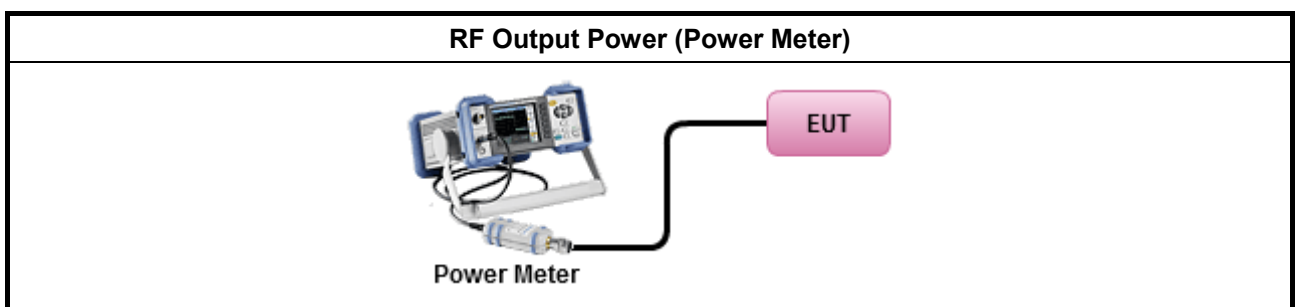
3.3.2 Measuring Instruments

Refer a test equipment and calibration data table in this test report.

3.3.3 Test Procedures

Test Method	
<ul style="list-style-type: none"> Maximum Peak Conducted Output Power 	
<input type="checkbox"/>	Refer as FCC KDB 558074, clause 9.1.1 Option 1 (RBW ≥ EBW method).
<input type="checkbox"/>	Refer as FCC KDB 558074, clause 9.1.2 Option 2 (peak power meter for VBW ≥ DTS BW)
<ul style="list-style-type: none"> Maximum Conducted Output Power 	
[duty cycle ≥ 98% or external video / power trigger]	
<input type="checkbox"/>	Refer as FCC KDB 558074, clause 9.2.2.2 Method AVGSA-1 (spectral trace averaging).
<input type="checkbox"/>	Refer as FCC KDB 558074, clause 9.2.2.3 Method AVGSA-1 Alt. (slow sweep speed)
duty cycle < 98% and average over on/off periods with duty factor	
<input type="checkbox"/>	Refer as FCC KDB 558074, clause 9.2.2.4 Method AVGSA-2 (spectral trace averaging).
<input type="checkbox"/>	Refer as FCC KDB 558074, clause 9.2.2.5 Method AVGSA-2 Alt. (slow sweep speed)
RF power meter and average over on/off periods with duty factor or gated trigger	
<input checked="" type="checkbox"/>	Refer as FCC KDB 558074, clause 9.2.3 Method AVGPM-G (using an RF average power meter).
<ul style="list-style-type: none"> For conducted measurement. 	
<ul style="list-style-type: none"> If the EUT supports multiple transmit chains using options given below: Refer as FCC KDB 662911, In-band power measurements. Using the measure-and-sum approach, measured all transmit ports individually. Sum the power (in linear power units e.g., mW) of all ports for each individual sample and save them. 	
<ul style="list-style-type: none"> If multiple transmit chains, EIRP calculation could be following as methods: $P_{total} = P_1 + P_2 + \dots + P_n$ (calculated in linear unit [mW] and transfer to log unit [dBm]) $EIRP_{total} = P_{total} + DG$ 	

3.3.4 Test Setup



3.3.5 Test Result of Maximum Conducted Output Power

Refer as Appendix C



3.4 Power Spectral Density

3.4.1 Power Spectral Density Limit

Power Spectral Density Limit
<ul style="list-style-type: none"> ▪ Power Spectral Density (PSD) \leq 8 dBm/3kHz

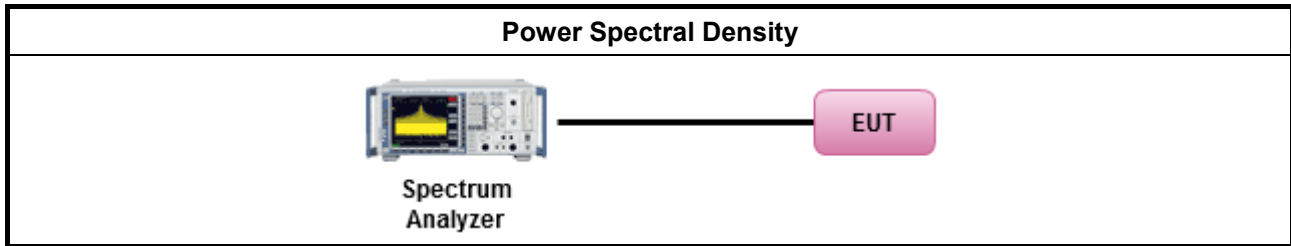
3.4.2 Measuring Instruments

Refer a test equipment and calibration data table in this test report.

3.4.3 Test Procedures

Test Method
<ul style="list-style-type: none"> ▪ Peak power spectral density procedures that the same method as used to determine the conducted output power. If maximum peak conducted output power was measured to demonstrate compliance to the output power limit, then the peak PSD procedure below (Method PKPSD) shall be used. If maximum conducted output power was measured to demonstrate compliance to the output power limit, then one of the average PSD procedures shall be used, as applicable based on the following criteria (the peak PSD procedure is also an acceptable option).
<input checked="" type="checkbox"/> Refer as FCC KDB 558074, clause 10.2 Method PKPSD (RBW=3-100kHz; Detector=peak). [duty cycle \geq 98% or external video / power trigger]
<input type="checkbox"/> Refer as FCC KDB 558074, clause 10.3 Method AVGPSD-1 (spectral trace averaging).
<input type="checkbox"/> Refer as FCC KDB 558074, clause 10.4 Method AVGPSD-2 (slow sweep speed) duty cycle < 98% and average over on/off periods with duty factor
<input type="checkbox"/> Refer as FCC KDB 558074, clause 10.5 Method AVGPSD-1 Alt (spectral trace averaging).
<input type="checkbox"/> Refer as FCC KDB 558074, clause 10.6 Method AVGPSD-2 Alt. (slow sweep speed)
<ul style="list-style-type: none"> ▪ For conducted measurement.
<ul style="list-style-type: none"> ▪ If The EUT supports multiple transmit chains using options given below: <ul style="list-style-type: none"> <input checked="" type="checkbox"/> Option 1: Measure and sum the spectra across the outputs. Refer as FCC KDB 662911, In-band power spectral density (PSD). Sample all transmit ports simultaneously using a spectrum analyzer for each transmit port. Where the trace bin-by-bin of each transmit port summing can be performed. (i.e., in the first spectral bin of output 1 is summed with that in the first spectral bin of output 2 and that from the first spectral bin of output 3, and so on up to the NTX output to obtain the value for the first frequency bin of the summed spectrum.). Add up the amplitude (power) values for the different transmit chains and use this as the new data trace. <input type="checkbox"/> Option 2: Measure and sum spectral maxima across the outputs. With this technique, spectra are measured at each output of the device at the required resolution bandwidth. The maximum value (peak) of each spectrum is determined. These maximum values are then summed mathematically in linear power units across the outputs. These operations shall be performed separately over frequency spans that have different out-of-band or spurious emission limits, <input type="checkbox"/> Option 3: Measure and add 10 log(N) dB, where N is the number of transmit chains. Refer as FCC KDB 662911, In-band power spectral density (PSD). Performed at each transmit chains and each transmit chains shall be compared with the limit have been reduced with 10 log(N). Or each transmit chains shall be add 10 log(N) to compared with the limit.

3.4.4 Test Setup



3.4.5 Test Result of Power Spectral Density

Refer as Appendix D

3.5 Emissions in Non-restricted Frequency Bands

3.5.1 Emissions in Non-restricted Frequency Bands Limit

Un-restricted Band Emissions Limit	
RF output power procedure	Limit (dB)
Peak output power procedure	20
Average output power procedure	30

Note 1: If the peak output power procedure is used to measure the fundamental emission power to demonstrate compliance to requirements, then the peak conducted output power measured within any 100 kHz outside the authorized frequency band shall be attenuated by at least 20 dB relative to the maximum measured in-band peak PSD level.

Note 2: If the average output power procedure is used to measure the fundamental emission power to demonstrate compliance to requirements, then the power in any 100 kHz outside of the authorized frequency band shall be attenuated by at least 30 dB relative to the maximum measured in-band average PSD level.

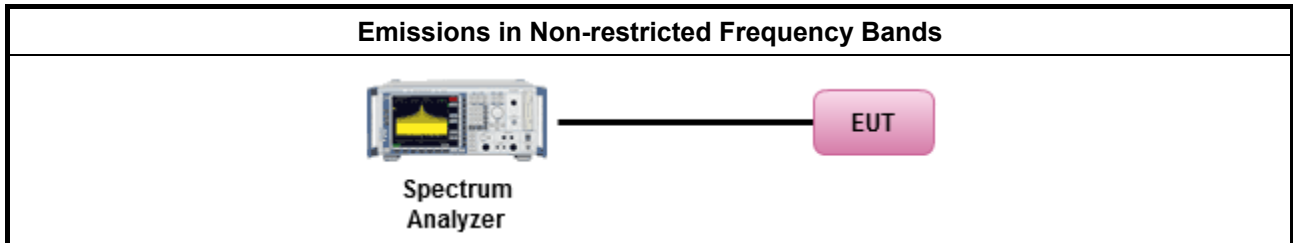
3.5.2 Measuring Instruments

Refer a test equipment and calibration data table in this test report.

3.5.3 Test Procedures

Test Method
<ul style="list-style-type: none"> Refer as FCC KDB 558074, clause 11 for unwanted emissions into non-restricted bands.

3.5.4 Test Setup



3.5.5 Test Result of Emissions in Non-restricted Frequency Bands

Refer as Appendix E

3.6 Emissions in Restricted Frequency Bands

3.6.1 Emissions in Restricted Frequency Bands Limit

Restricted Band Emissions Limit			
Frequency Range (MHz)	Field Strength (uV/m)	Field Strength (dBuV/m)	Measure Distance (m)
0.009~0.490	2400/F(kHz)	48.5 - 13.8	300
0.490~1.705	24000/F(kHz)	33.8 - 23	30
1.705~30.0	30	29	30
30~88	100	40	3
88~216	150	43.5	3
216~960	200	46	3
Above 960	500	54	3

Note 1: Test distance for frequencies at or above 30 MHz, measurements may be performed at a distance other than the limit distance provided they are not performed in the near field and the emissions to be measured can be detected by the measurement equipment. When performing measurements at a distance other than that specified, the results shall be extrapolated to the specified distance using an extrapolation factor of 20 dB/decade (inverse of linear distance for field-strength measurements, inverse of linear distance-squared for power-density measurements).

Note 2: Test distance for frequencies at below 30 MHz, measurements may be performed at a distance closer than the EUT limit distance; however, an attempt should be made to avoid making measurements in the near field. When performing measurements below 30 MHz at a closer distance than the limit distance, the results shall be extrapolated to the specified distance by either making measurements at a minimum of two or more distances on at least one radial to determine the proper extrapolation factor or by using the square of an inverse linear distance extrapolation factor (40 dB/decade). The test report shall specify the extrapolation method used to determine compliance of the EUT.

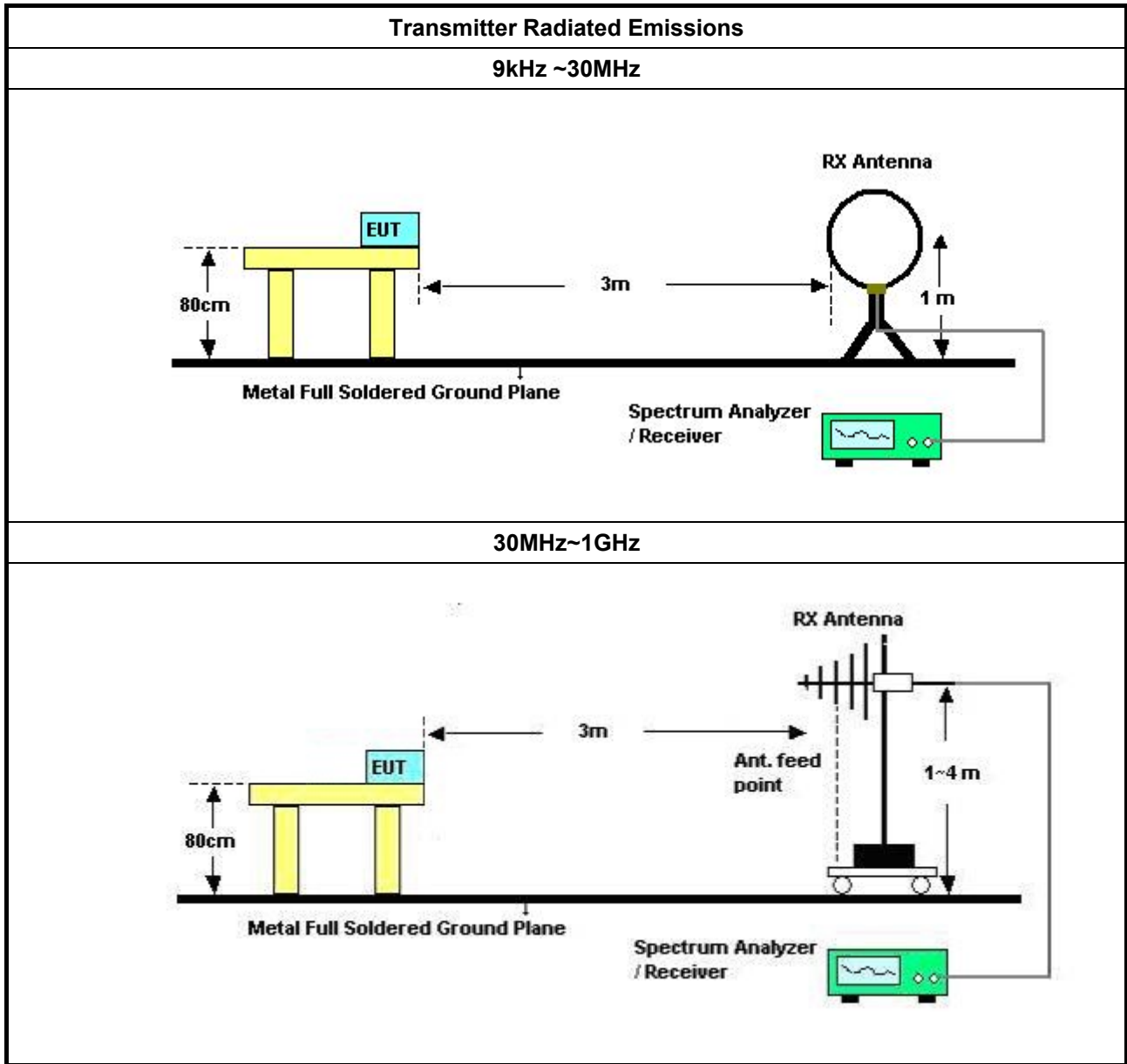
3.6.2 Measuring Instruments

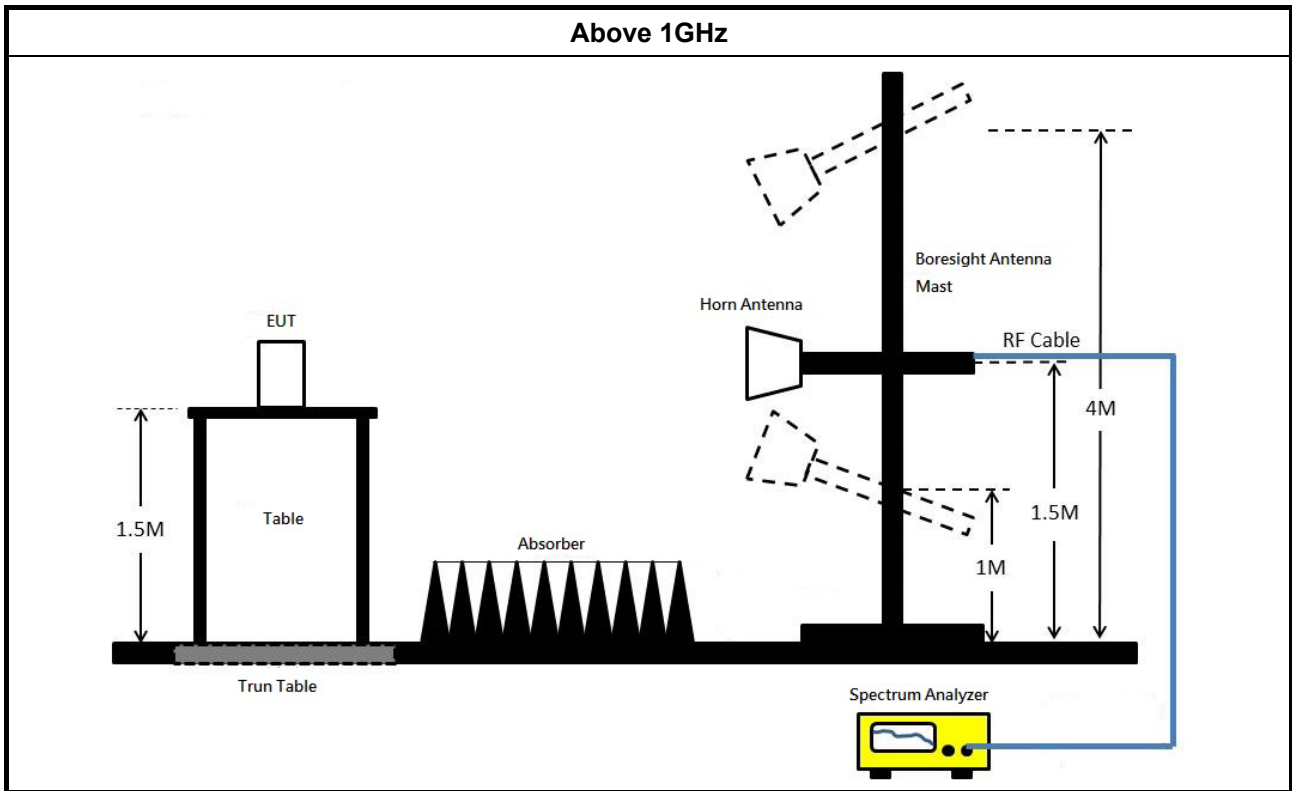
Refer a test equipment and calibration data table in this test report.

3.6.3 Test Procedures

Test Method	
<ul style="list-style-type: none"> ▪ The average emission levels shall be measured in [duty cycle \geq 98 or duty factor]. 	
<ul style="list-style-type: none"> ▪ Refer as ANSI C63.10, clause 6.9.2.2 band-edge testing shall be performed at the lowest frequency channel and highest frequency channel within the allowed operating band. 	
<ul style="list-style-type: none"> ▪ For the transmitter unwanted emissions shall be measured using following options below: 	
	<ul style="list-style-type: none"> ▪ Refer as FCC KDB 558074, clause 12 for unwanted emissions into restricted bands.
	<input type="checkbox"/> Refer as FCC KDB 558074, clause 12.2.5.1 Option 1 (trace averaging for duty cycle \geq 98%)
	<input type="checkbox"/> Refer as FCC KDB 558074, clause 12.2.5.2 Option 2 (trace averaging + duty factor).
	<input checked="" type="checkbox"/> Refer as FCC KDB 558074, clause 12.2.5.3 Option 3 (Reduced VBW \geq 1/T).
	<input type="checkbox"/> Refer as ANSI C63.10, clause 4.2.3.2.3 (Reduced VBW). VBW \geq 1/T, where T is pulse time.
	<input type="checkbox"/> Refer as ANSI C63.10, clause 4.2.3.2.4 average value of pulsed emissions.
	<input checked="" type="checkbox"/> Refer as FCC KDB 558074, clause 12.2.4 measurement procedure peak limit.
<ul style="list-style-type: none"> ▪ For the transmitter band-edge emissions shall be measured using following options below: 	
	<ul style="list-style-type: none"> ▪ Refer as FCC KDB 558074 clause 13.1, When the performing peak or average radiated measurements, emissions within 2 MHz of the authorized band edge may be measured using the marker-delta method described below.
	<ul style="list-style-type: none"> ▪ Refer as FCC KDB 558074, clause 13.2 (ANSI C63.10, clause 6.9.3) for marker-delta method for band-edge measurements.
	<ul style="list-style-type: none"> ▪ Refer as FCC KDB 558074, clause 13.3 for narrower resolution bandwidth (100kHz) using the band power and summing the spectral levels (i.e., 1 MHz).
<ul style="list-style-type: none"> ▪ For conducted and cabinet radiation measurement, refer as FCC KDB 558074, clause 12.2.2. 	
	<ul style="list-style-type: none"> ▪ For conducted unwanted emissions into restricted bands (absolute emission limits). Devices with multiple transmit chains using options given below: (1) Measure and sum the spectra across the outputs or (2) Measure and add 10 log(N) dB
	<ul style="list-style-type: none"> ▪ For FCC KDB 662911 The methodology described here may overestimate array gain, thereby resulting in apparent failures to satisfy the out-of-band limits even if the device is actually compliant. In such cases, compliance may be demonstrated by performing radiated tests around the frequencies at which the apparent failures occurred.

3.6.4 Test Setup





3.6.5 Transmitter Radiated Unwanted Emissions (Below 30MHz)

All amplitude of spurious emissions that are attenuated by more than 20 dB below the permissible value has no need to be reported.

3.6.6 Test Result of Transmitter Radiated Unwanted Emissions

Refer as Appendix F



4 Test Equipment and Calibration Data

Instrument	Manufacturer	Model No.	Serial No.	Characteristics	Calibration Date	Remark
EMI Receiver	Agilent	N9038A	My52260123	9kHz ~ 8.45GHz	Jan. 27, 0216	Conduction (CO01-CB)
LISN	F.C.C.	FCC-LISN-50-16-2	04083	150kHz ~ 100MHz	Dec. 08, 2015	Conduction (CO01-CB)
LISN	Schwarzbeck	NSLK 8127	8127647	9kHz ~ 30MHz	Dec. 23, 2015	Conduction (CO01-CB)
COND Cable	Woken	Cable	01	150kHz ~ 30MHz	May 24, 2016	Conduction (CO01-CB)
Software	Audix	E3	6.120210n	-	N.C.R.	Conduction (CO01-CB)
BILOG ANTENNA	TESEQ	CBL6112D	37880	20MHz ~ 2GHz	Aug. 30, 2016	Radiation (03CH01-CB)
Loop Antenna	Teseq	HLA 6120	24155	9kHz - 30 MHz	Mar. 16, 2016*	Radiation (03CH01-CB)
Horn Antenna	EMCO	3115	00075790	750MHz ~ 18GHz	Oct. 22, 2015	Radiation (03CH01-CB)
Horn Antenna	Schwarzbeck	BBHA 9170	BBHA9170252	15GHz ~ 40GHz	Jul. 25, 2016	Radiation (03CH01-CB)
Pre-Amplifier	Agilent	8447D	2944A10991	0.1MHz ~ 1.3GHz	Mar. 15, 2016	Radiation (03CH01-CB)
Pre-Amplifier	Agilent	8449B	3008A02310	1GHz ~ 26.5GHz	Jan. 18, 2016	Radiation (03CH01-CB)
Spectrum Analyzer	R&S	FSP40	100056	9kHz ~ 40GHz	Oct. 27, 2015	Radiation (03CH01-CB)
EMI Test	R&S	ESCS	100355	9kHz ~ 2.75GHz	May 16, 2016	Radiation (03CH01-CB)
RF Cable-low	Woken	Low Cable-1	N/A	30 MHz ~ 1 GHz	Nov. 02, 2015	Radiation (03CH01-CB)
RF Cable-high	Woken	High Cable-16	N/A	1 GHz ~ 18 GHz	Nov. 02, 2015	Radiation (03CH01-CB)
RF Cable-high	Woken	High Cable-17	N/A	1 GHz ~ 18 GHz	Nov. 02, 2015	Radiation (03CH01-CB)
RF Cable-high	Woken	High Cable-40G-1	N/A	18GHz ~ 40 GHz	Nov. 02, 2015	Radiation (03CH01-CB)
RF Cable-high	Woken	High Cable-40G-2	N/A	18GHz ~ 40 GHz	Nov. 02, 2015	Radiation (03CH01-CB)
Test Software	Audix	E3	6.2009-10-7	N/A	N/A	Radiation (03CH01-CB)
Spectrum analyzer	R&S	FSV40	100979	9kHz~40GHz	Dec. 09, 2015	Conducted (TH01-CB)
RF Cable-high	Woken	RG402	High Cable-6	1 GHz – 26.5 GHz	Nov. 02, 2015	Conducted (TH01-CB)
RF Cable-high	Woken	RG402	High Cable-7	1 GHz – 26.5 GHz	Nov. 02, 2015	Conducted (TH01-CB)
RF Cable-high	Woken	RG402	High Cable-8	1 GHz – 26.5 GHz	Nov. 02, 2015	Conducted (TH01-CB)
RF Cable-high	Woken	RG402	High Cable-9	1 GHz – 26.5 GHz	Nov. 02, 2015	Conducted (TH01-CB)

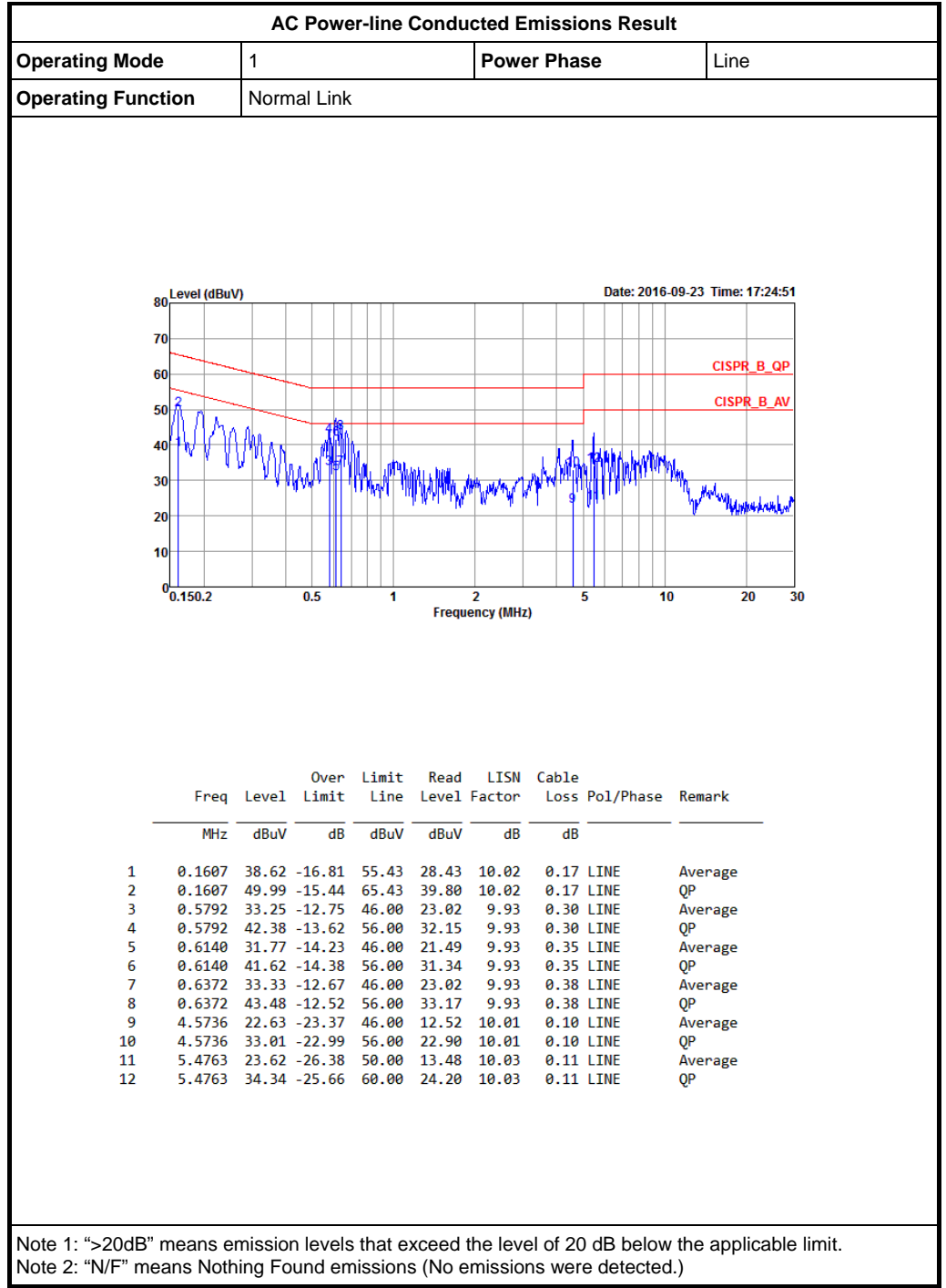
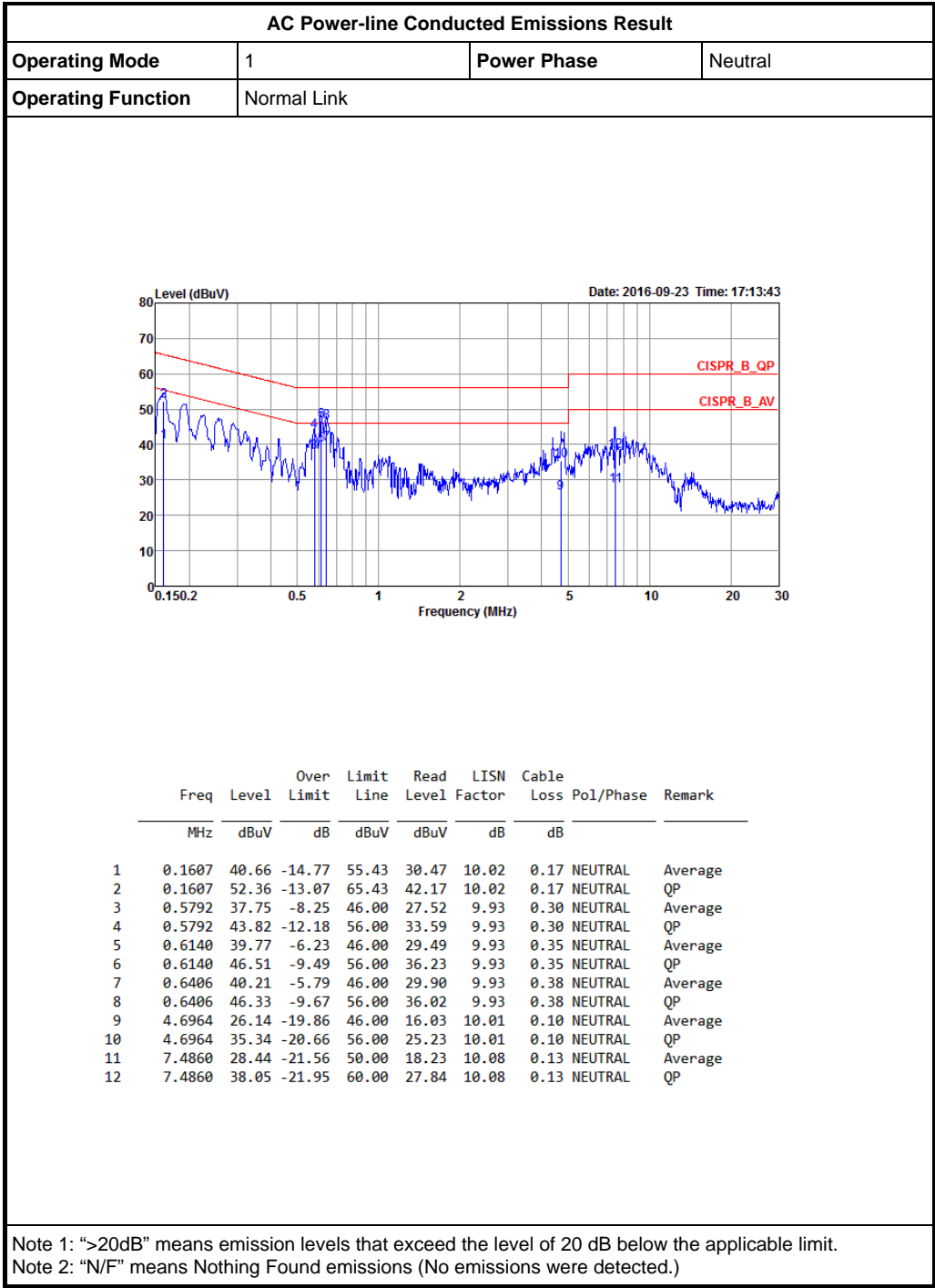


Instrument	Manufacturer	Model No.	Serial No.	Characteristics	Calibration Date	Remark
RF Cable-high	Woken	RG402	High Cable-10	1 GHz – 26.5 GHz	Nov. 02, 2015	Conducted (TH01-CB)
Power Sensor	Agilent	U2021XA	MY53410001	50MHz~18GHz	Nov. 02, 2015	Conducted (TH01-CB)

Note: Calibration Interval of instruments listed above is one year.

“**” Calibration Interval of instruments listed above is two years.

N.C.R means Non-Calibration required.



AC Power-line Conducted Emissions Result								
Operating Mode	2	Power Phase	Neutral					
Operating Function	Normal Link							
Freq	Level	Over Limit	Limit Line	Read Level	LISN Factor	Cable Loss	Remark	Pol/Phase
MHz	dBuV	dB	dBuV	dBuV	dB	dB		
1	0.1864	39.60	-14.60	54.20	29.46	9.96	0.18 Average	NEUTRAL
2	0.1864	53.06	-11.14	64.20	42.92	9.96	0.18 QP	NEUTRAL
3	0.5101	33.49	-12.51	46.00	23.32	9.97	0.20 Average	NEUTRAL
4	0.5101	47.40	-8.60	56.00	37.23	9.97	0.20 QP	NEUTRAL
5	0.6140	34.43	-11.57	46.00	24.26	9.97	0.20 Average	NEUTRAL
6	0.6140	44.30	-11.70	56.00	34.13	9.97	0.20 QP	NEUTRAL
7	1.4562	31.14	-14.86	46.00	20.94	9.98	0.22 Average	NEUTRAL
8	1.4562	41.65	-14.35	56.00	31.45	9.98	0.22 QP	NEUTRAL
9	5.6234	33.72	-16.28	50.00	23.31	10.07	0.34 Average	NEUTRAL
10	5.6234	42.36	-17.64	60.00	31.95	10.07	0.34 QP	NEUTRAL
11	13.5509	29.48	-20.52	50.00	18.85	10.21	0.42 Average	NEUTRAL
12	13.5509	38.22	-21.78	60.00	27.59	10.21	0.42 QP	NEUTRAL

Note 1: ">20dB" means emission levels that exceed the level of 20 dB below the applicable limit.
 Note 2: "N/F" means Nothing Found emissions (No emissions were detected.)

AC Power-line Conducted Emissions Result								
Operating Mode	2	Power Phase	Line					
Operating Function	Normal Link							
Freq	Level	Over Limit	Limit Line	Read Level	LISN Factor	Cable Loss	Remark	Pol/Phase
MHz	dBuV	dB	dBuV	dBuV	dB	dB		
1	0.1806	39.51	-14.95	54.46	29.38	9.95	0.18 Average	LINE
2	0.1806	50.90	-13.56	64.46	40.77	9.95	0.18 QP	LINE
3	0.5128	40.80	-5.20	46.00	30.58	10.02	0.20 Average	LINE
4	0.5128	46.04	-9.96	56.00	35.82	10.02	0.20 QP	LINE
5	1.0767	32.50	-13.50	46.00	22.25	10.05	0.20 Average	LINE
6	1.0767	41.55	-14.45	56.00	31.30	10.05	0.20 QP	LINE
7	3.5466	32.12	-13.88	46.00	21.71	10.10	0.31 Average	LINE
8	3.5466	41.17	-14.83	56.00	30.76	10.10	0.31 QP	LINE
9	4.7969	33.84	-12.16	46.00	23.38	10.12	0.34 Average	LINE
10	4.7969	42.05	-13.95	56.00	31.59	10.12	0.34 QP	LINE
11	13.5509	28.58	-21.42	50.00	17.95	10.21	0.42 Average	LINE
12	13.5509	38.57	-21.43	60.00	27.94	10.21	0.42 QP	LINE

Note 1: ">20dB" means emission levels that exceed the level of 20 dB below the applicable limit.
 Note 2: "N/F" means Nothing Found emissions (No emissions were detected.)



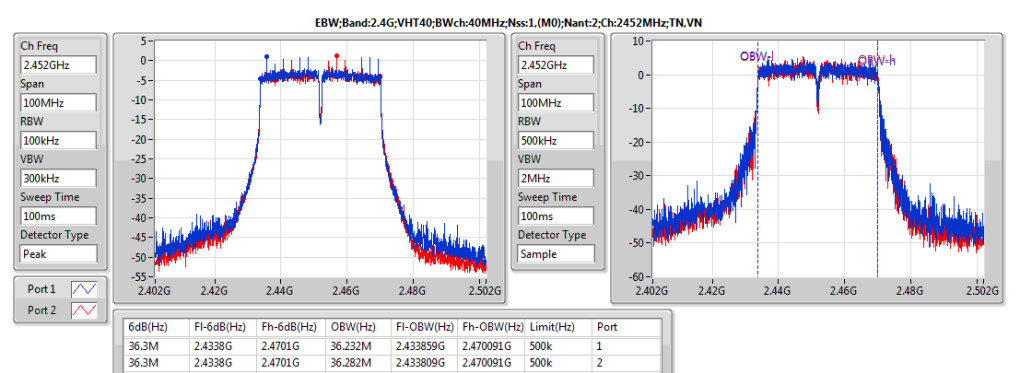
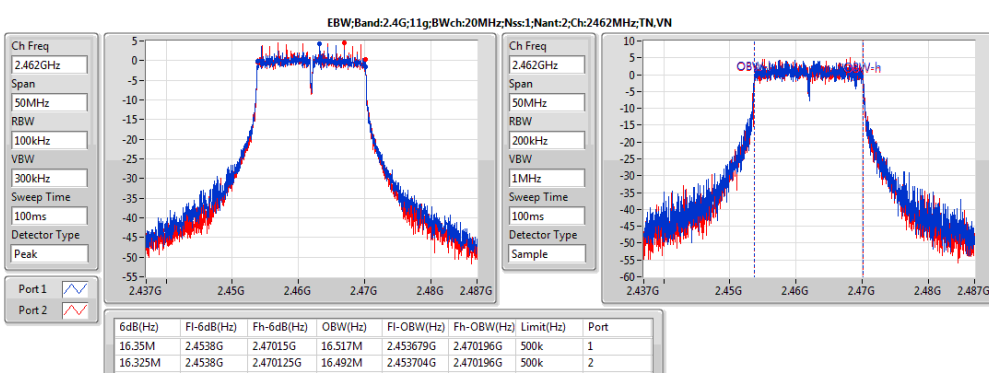
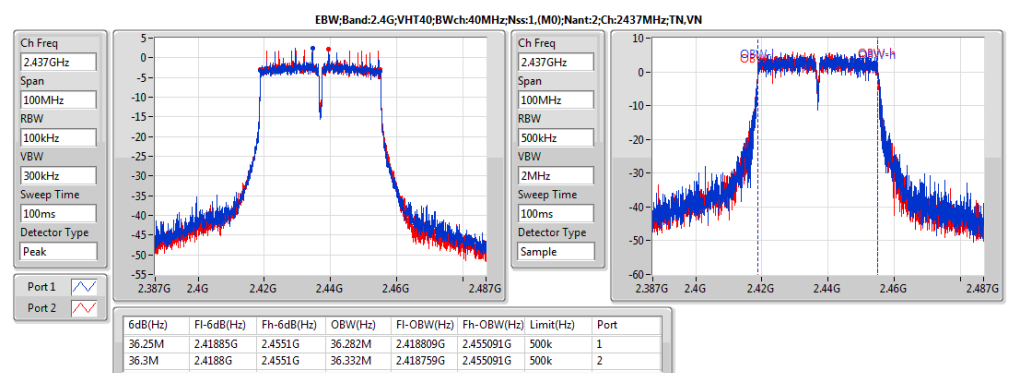
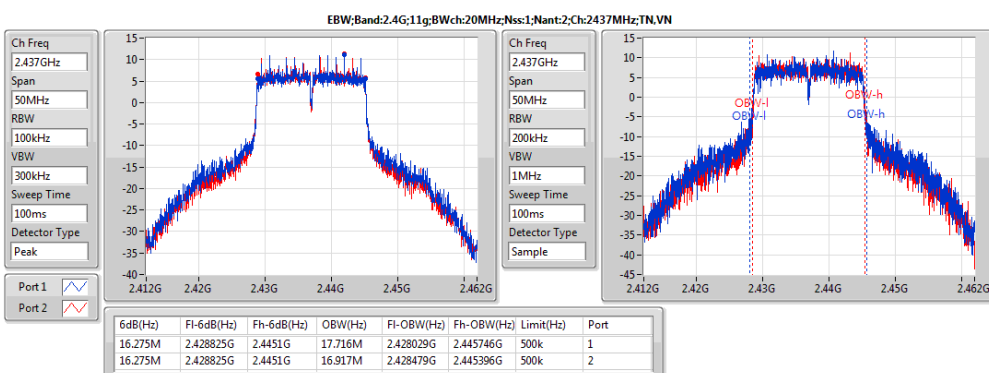
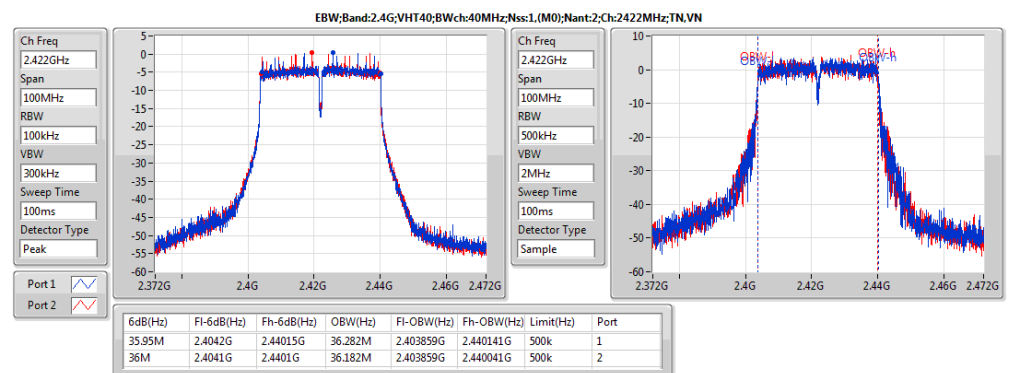
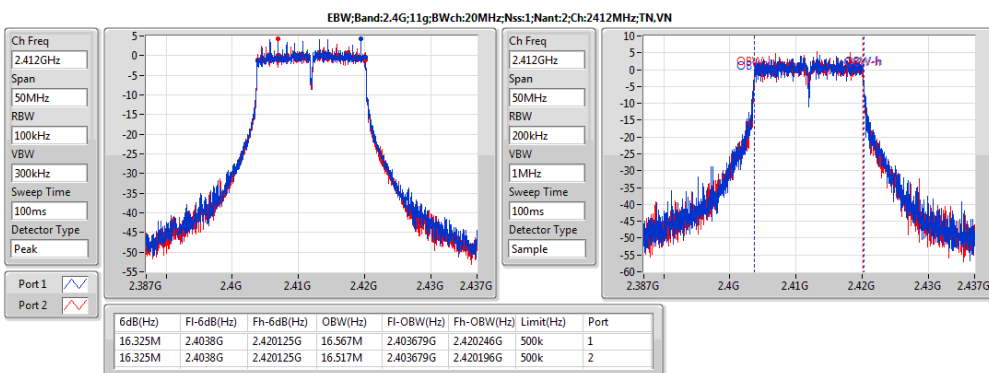
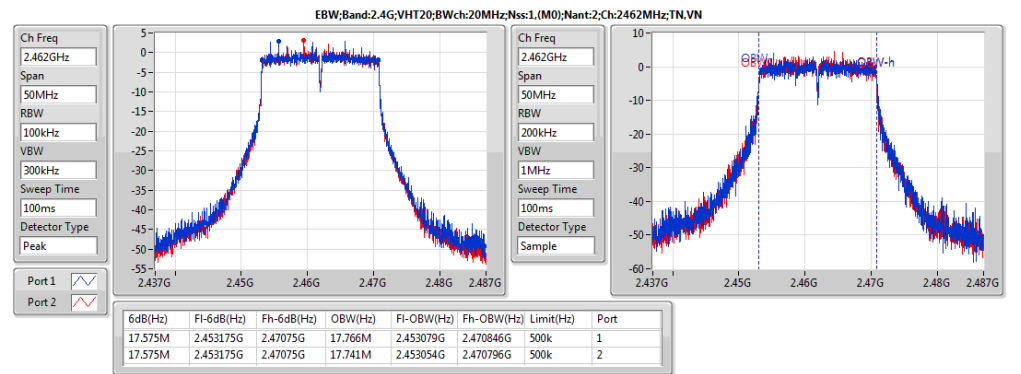
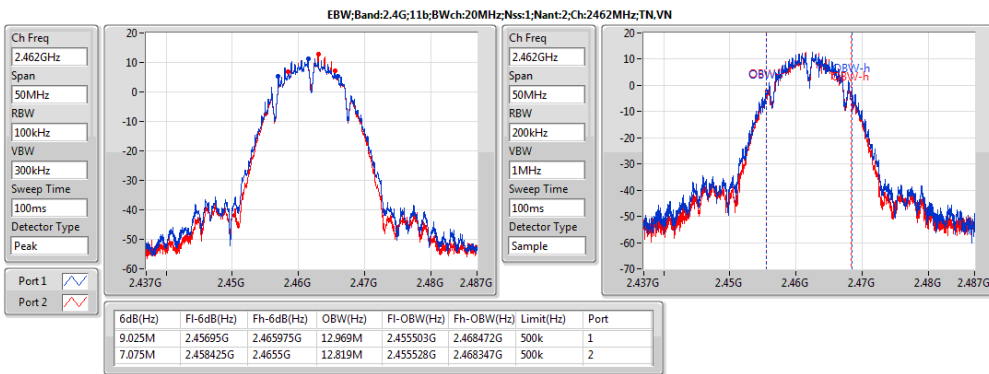
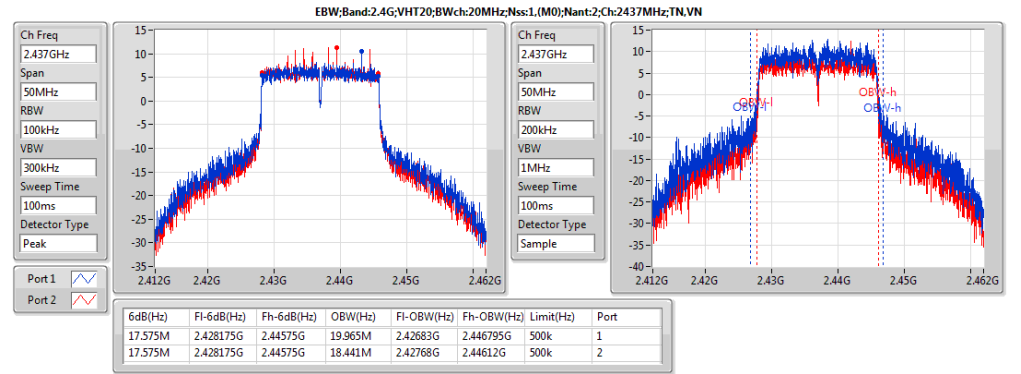
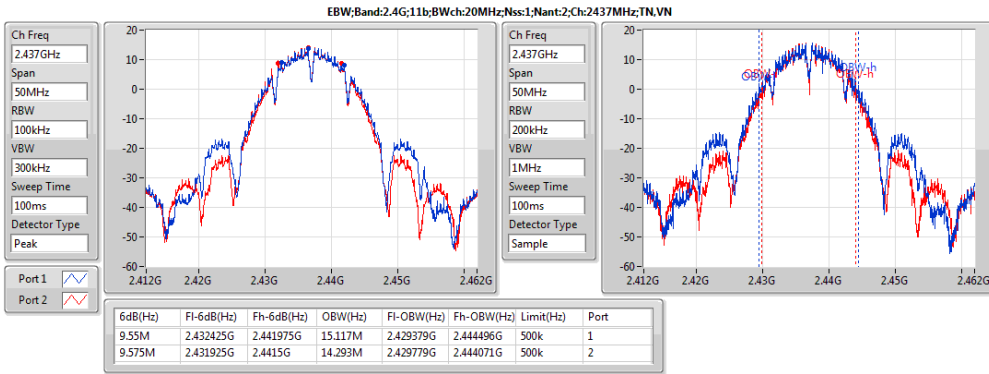
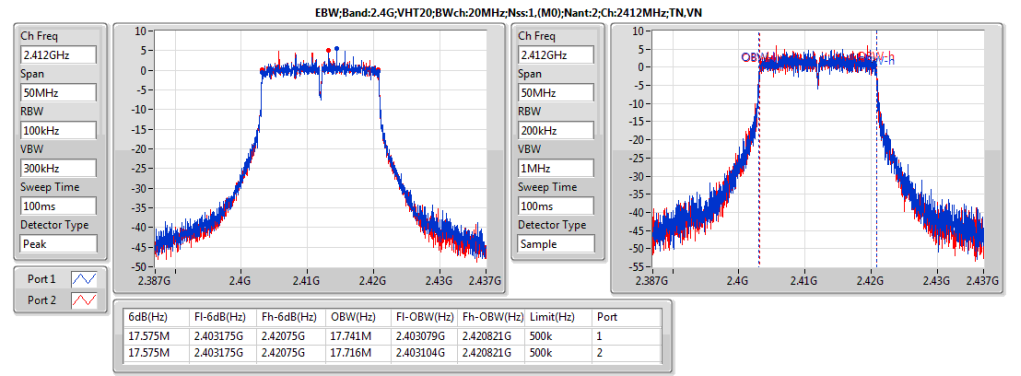
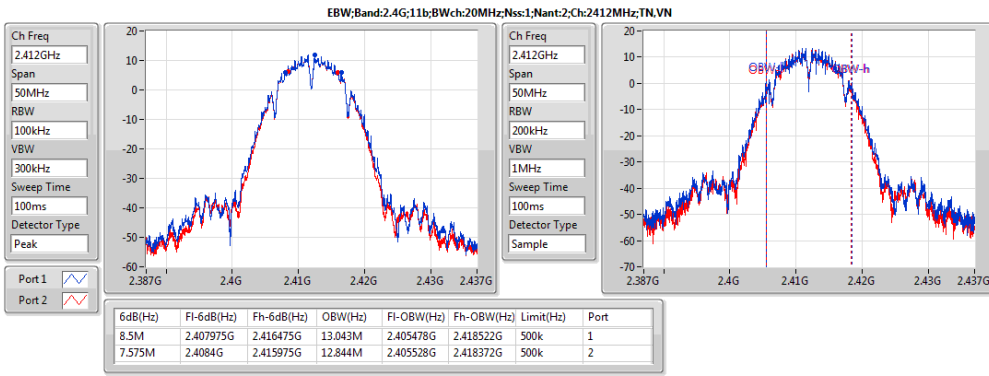
Summary

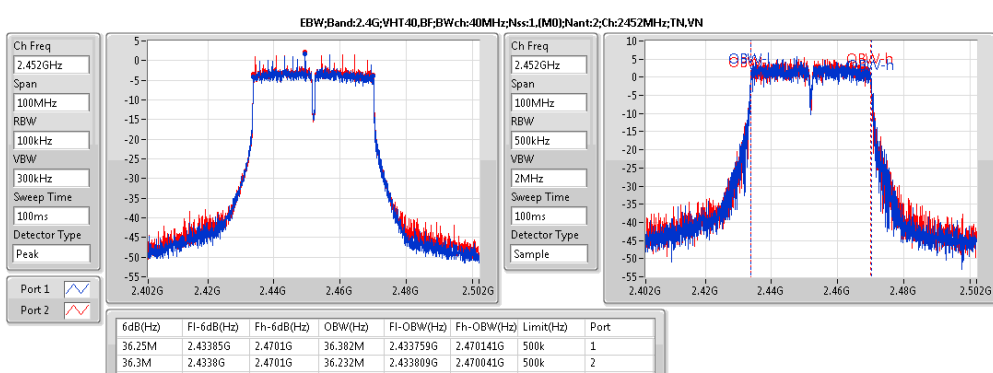
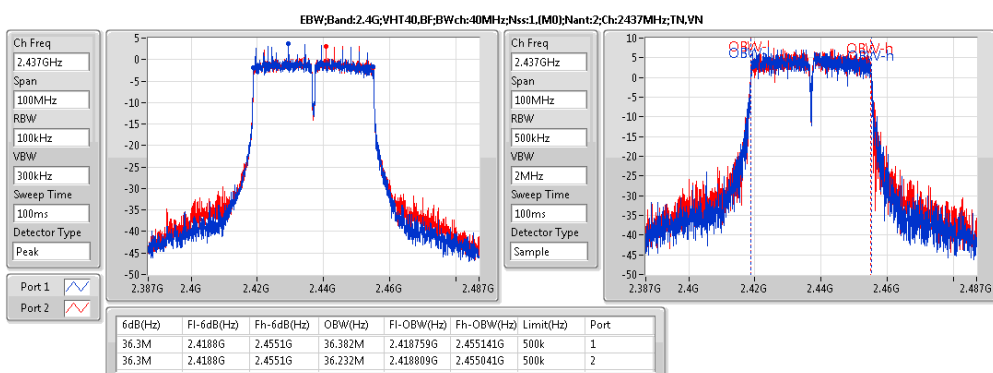
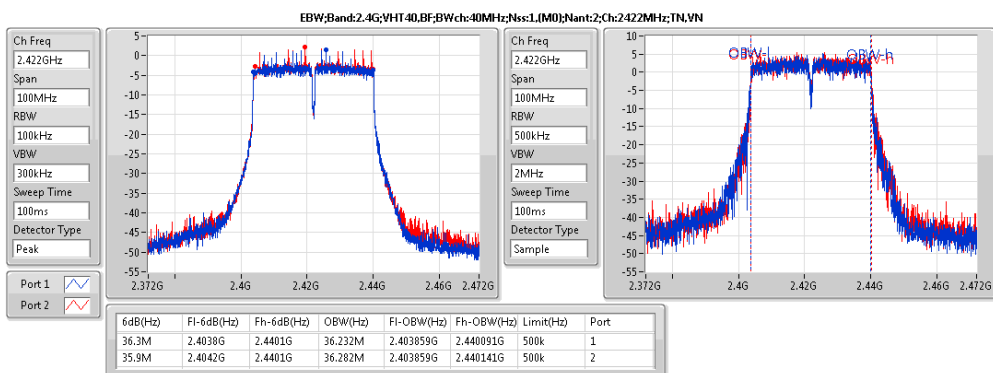
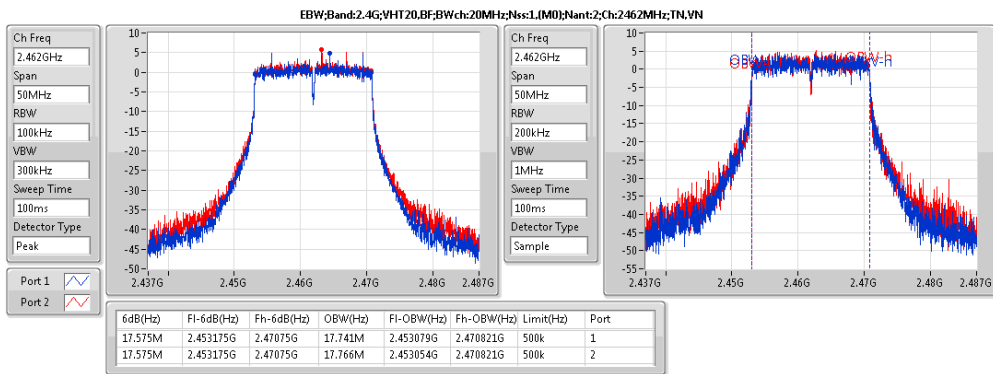
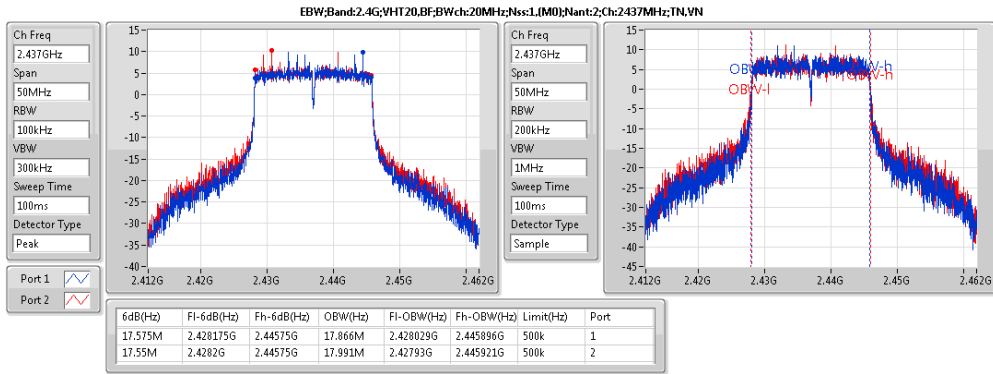
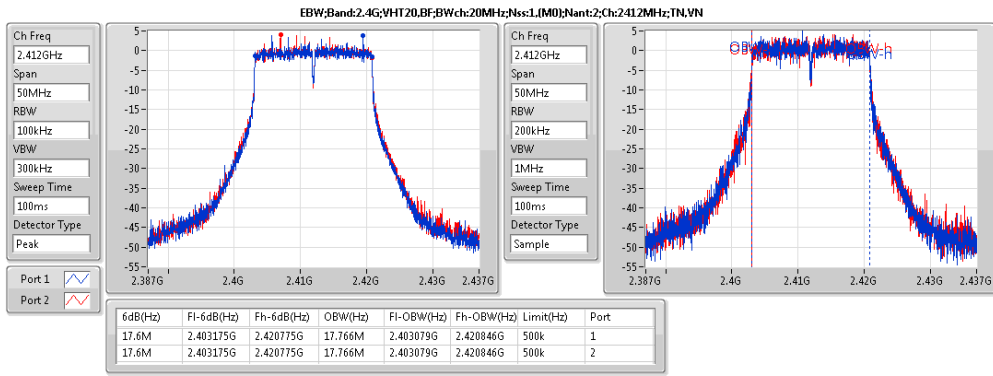
Mode	Max-N dB (Hz)	Max-OBW (Hz)	ITU-Code	Min-N dB (Hz)	Min-OBW (Hz)
2.4G;11b;Nss1;Ntx2	9.575M	15.117M	15M1G1D	7.075M	12.819M
2.4G;11g;Nss1;Ntx2	16.35M	17.716M	17M7D1D	16.275M	16.492M
2.4G;VHT20;Nss1,(M0);Ntx2	17.575M	19.965M	20M0D1D	17.575M	17.716M
2.4G;VHT40;Nss1,(M0);Ntx2	36.3M	36.332M	36M3D1D	35.95M	36.182M
2.4G;VHT20,BF;Nss1,(M0);Ntx2	17.6M	17.991M	18M0D1D	17.55M	17.741M
2.4G;VHT40,BF;Nss1,(M0);Ntx2	36.3M	36.382M	36M4D1D	35.9M	36.232M



Result

Mode	Result	Limit	P1-N dB (Hz)	P1-OBW (Hz)	P2-N dB (Hz)	P2-OBW (Hz)
2.4G:11b:Nss1:Ntx2:2412	Pass	500k	8.5M	13.043M	7.575M	12.844M
2.4G:11b:Nss1:Ntx2:2437	Pass	500k	9.55M	15.117M	9.575M	14.293M
2.4G:11b:Nss1:Ntx2:2462	Pass	500k	9.025M	12.969M	7.075M	12.819M
2.4G:11g:Nss1:Ntx2:2412	Pass	500k	16.325M	16.567M	16.325M	16.517M
2.4G:11g:Nss1:Ntx2:2437	Pass	500k	16.275M	17.716M	16.275M	16.917M
2.4G:11g:Nss1:Ntx2:2462	Pass	500k	16.35M	16.517M	16.325M	16.492M
2.4G:VHT20:Nss1,(M0):Ntx2:2412	Pass	500k	17.575M	17.741M	17.575M	17.716M
2.4G:VHT20:Nss1,(M0):Ntx2:2437	Pass	500k	17.575M	19.965M	17.575M	18.441M
2.4G:VHT20:Nss1,(M0):Ntx2:2462	Pass	500k	17.575M	17.766M	17.575M	17.741M
2.4G:VHT40:Nss1,(M0):Ntx2:2422	Pass	500k	35.95M	36.282M	36M	36.182M
2.4G:VHT40:Nss1,(M0):Ntx2:2437	Pass	500k	36.25M	36.282M	36.3M	36.332M
2.4G:VHT40:Nss1,(M0):Ntx2:2452	Pass	500k	36.3M	36.232M	36.3M	36.282M
2.4G:VHT20,BF:Nss1,(M0):Ntx2:2412	Pass	500k	17.6M	17.766M	17.6M	17.766M
2.4G:VHT20,BF:Nss1,(M0):Ntx2:2437	Pass	500k	17.575M	17.866M	17.55M	17.991M
2.4G:VHT20,BF:Nss1,(M0):Ntx2:2462	Pass	500k	17.575M	17.741M	17.575M	17.766M
2.4G:VHT40,BF:Nss1,(M0):Ntx2:2422	Pass	500k	36.3M	36.232M	35.9M	36.282M
2.4G:VHT40,BF:Nss1,(M0):Ntx2:2437	Pass	500k	36.3M	36.382M	36.3M	36.232M
2.4G:VHT40,BF:Nss1,(M0):Ntx2:2452	Pass	500k	36.25M	36.382M	36.3M	36.232M







Summary

Mode	Sum (dBm)	Sum (W)	EIRP (dBm)	EIRP (W)
2.4G:11b:Nss1:Ntx2	28.17	0.65615	31.89	1.54525
2.4G:11g:Nss1:Ntx2	25.88	0.38726	29.60	0.91201
2.4G:VHT20:Nss1,(M0):Ntx2	26.31	0.42756	30.03	1.00693
2.4G:VHT40:Nss1,(M0):Ntx2	20.55	0.1135	24.27	0.2673
2.4G:VHT20,BF:Nss1,(M0):Ntx2	25.00	0.31623	31.73	1.48936
2.4G:VHT40,BF:Nss1,(M0):Ntx2	21.49	0.14093	28.22	0.66374



Result

Mode	Result	DG (dBi)	Sum (dBm)	Sum Lim. (dBm)	EIRP (dBm)	EIRP Lim. (dBm)	P1 (dBm)	P2 (dBm)
2.4G:11b:Nss1:Ntx2:2412	Pass	3.72	25.34	30.00	29.06	36.00	22.30	22.35
2.4G:11b:Nss1:Ntx2:2437	Pass	3.72	28.17	30.00	31.89	36.00	25.28	25.04
2.4G:11b:Nss1:Ntx2:2462	Pass	3.72	24.90	30.00	28.62	36.00	21.94	21.84
2.4G:11g:Nss1:Ntx2:2412	Pass	3.72	19.66	30.00	23.38	36.00	16.66	16.64
2.4G:11g:Nss1:Ntx2:2437	Pass	3.72	25.88	30.00	29.60	36.00	22.93	22.81
2.4G:11g:Nss1:Ntx2:2462	Pass	3.72	20.28	30.00	24.00	36.00	17.25	17.28
2.4G:VHT20:Nss1,(M0):Ntx2:2412	Pass	3.72	20.75	30.00	24.47	36.00	17.65	17.83
2.4G:VHT20:Nss1,(M0):Ntx2:2437	Pass	3.72	26.31	30.00	30.03	36.00	23.26	23.33
2.4G:VHT20:Nss1,(M0):Ntx2:2462	Pass	3.72	20.39	30.00	24.11	36.00	17.36	17.39
2.4G:VHT40:Nss1,(M0):Ntx2:2422	Pass	3.72	18.53	30.00	22.25	36.00	15.43	15.60
2.4G:VHT40:Nss1,(M0):Ntx2:2437	Pass	3.72	20.55	30.00	24.27	36.00	17.53	17.54
2.4G:VHT40:Nss1,(M0):Ntx2:2452	Pass	3.72	19.70	30.00	23.42	36.00	16.67	16.70
2.4G:VHT20,BF:Nss1,(M0):Ntx2:2412	Pass	6.73	19.47	29.27	26.20	36.00	16.23	16.67
2.4G:VHT20,BF:Nss1,(M0):Ntx2:2437	Pass	6.73	25.00	29.27	31.73	36.00	21.93	22.04
2.4G:VHT20,BF:Nss1,(M0):Ntx2:2462	Pass	6.73	20.44	29.27	27.17	36.00	17.56	17.30
2.4G:VHT40,BF:Nss1,(M0):Ntx2:2422	Pass	6.73	19.41	29.27	26.14	36.00	16.22	16.57
2.4G:VHT40,BF:Nss1,(M0):Ntx2:2437	Pass	6.73	21.49	29.27	28.22	36.00	18.32	18.64
2.4G:VHT40,BF:Nss1,(M0):Ntx2:2452	Pass	6.73	19.49	29.27	26.22	36.00	16.37	16.58

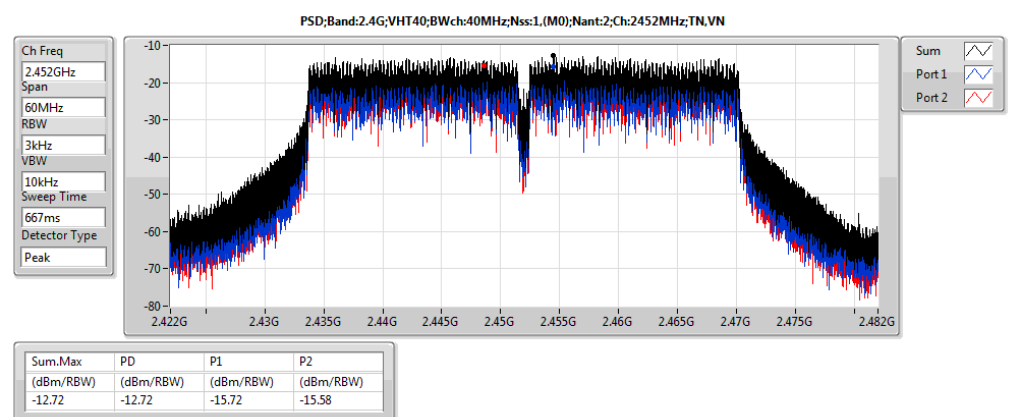
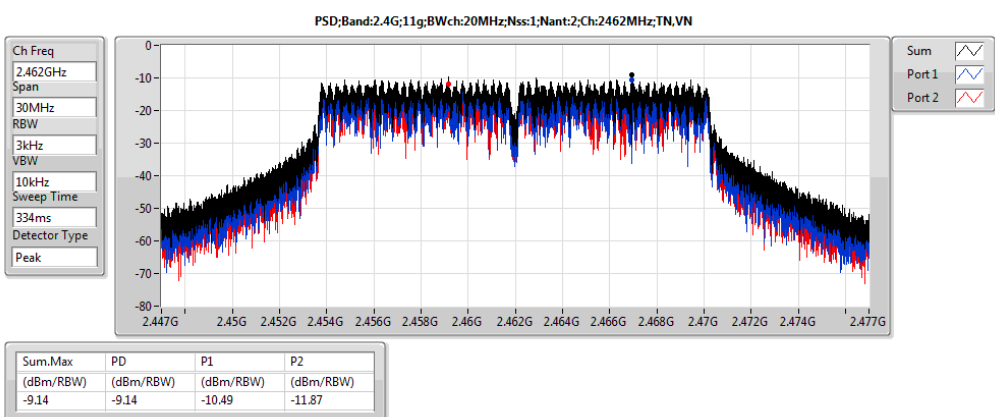
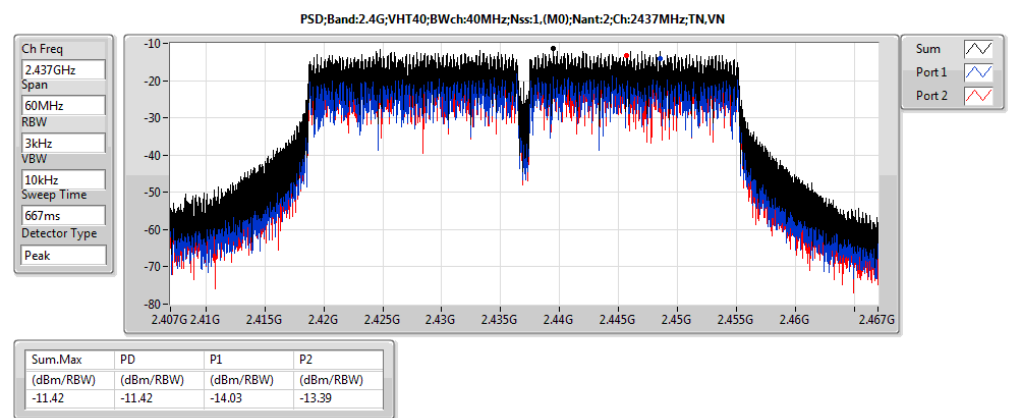
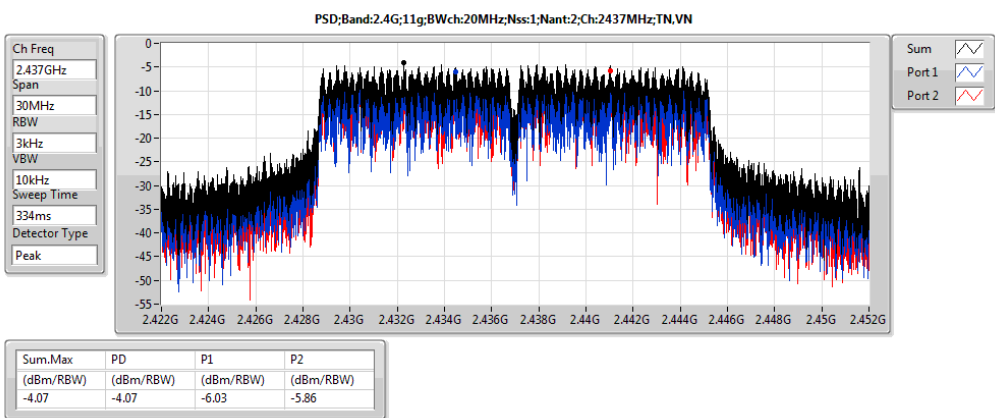
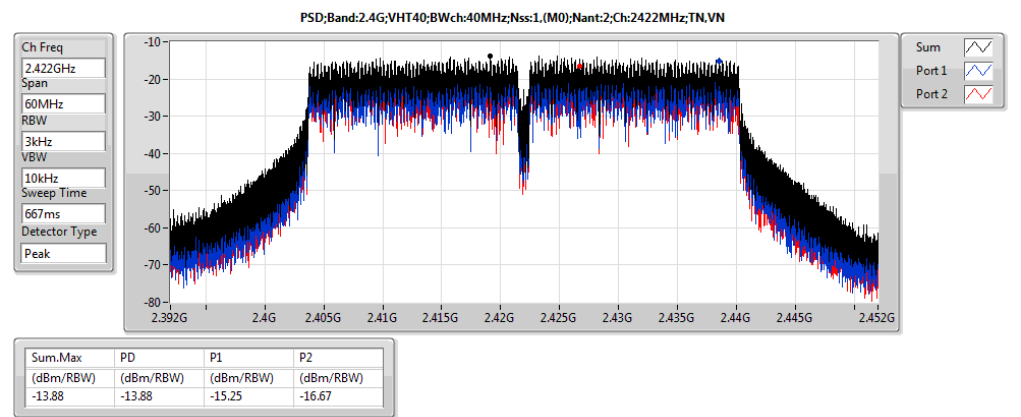
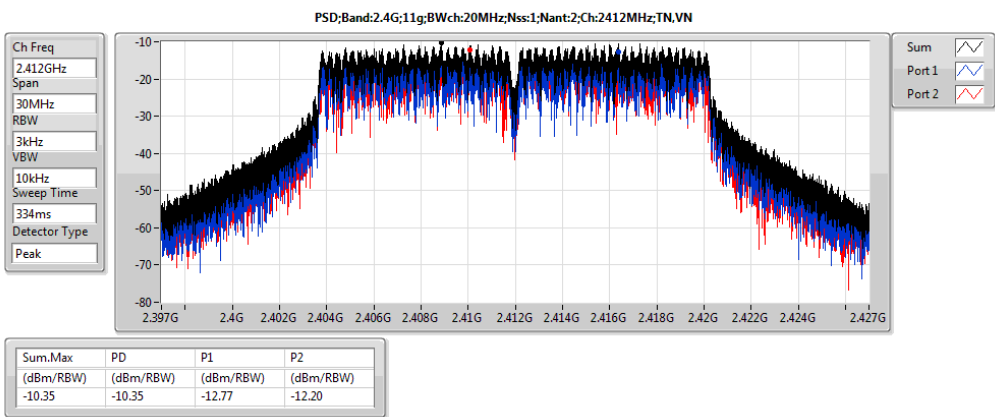
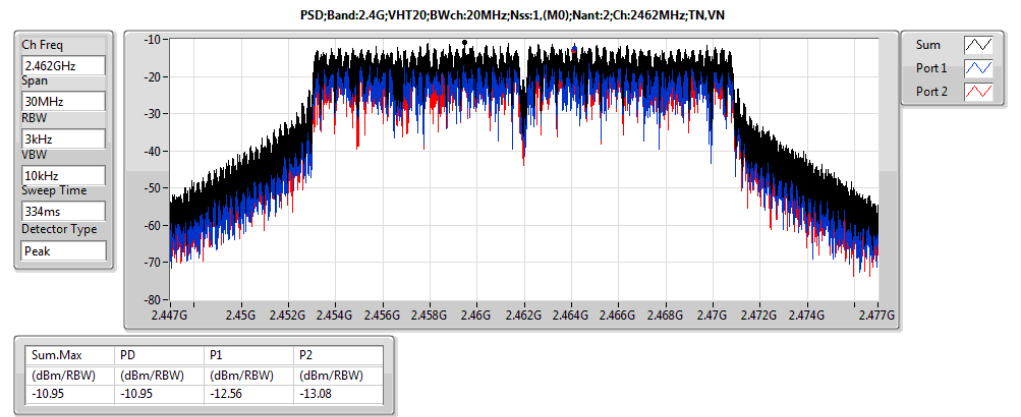
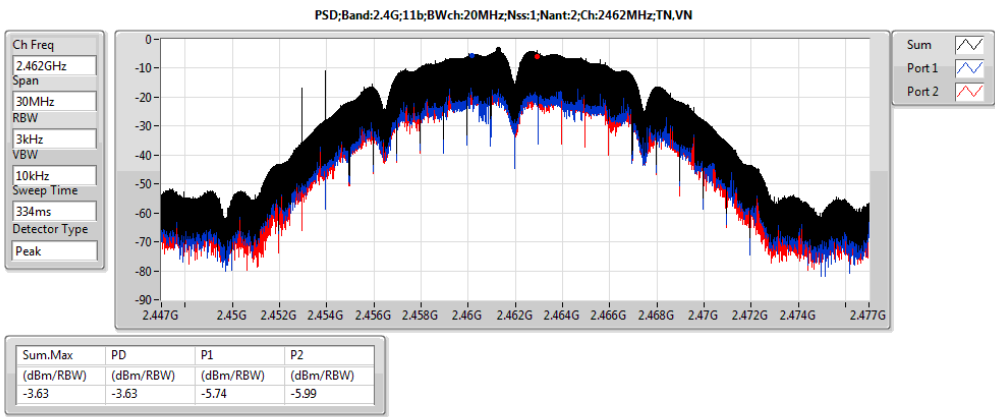
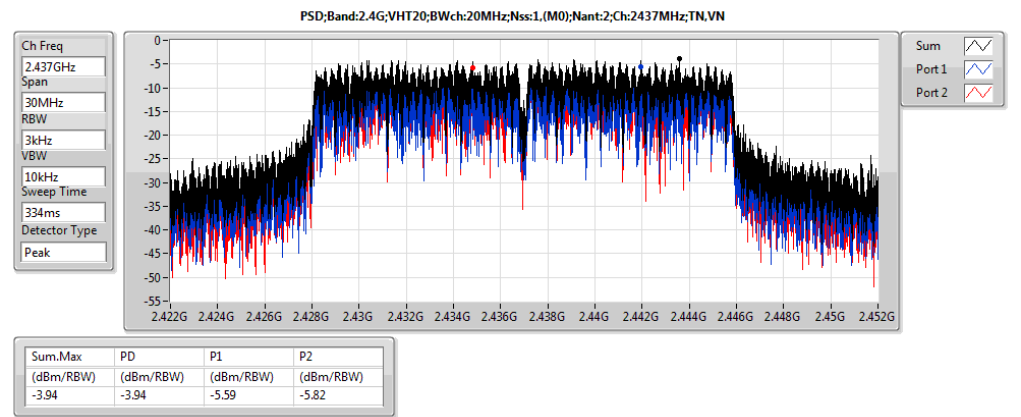
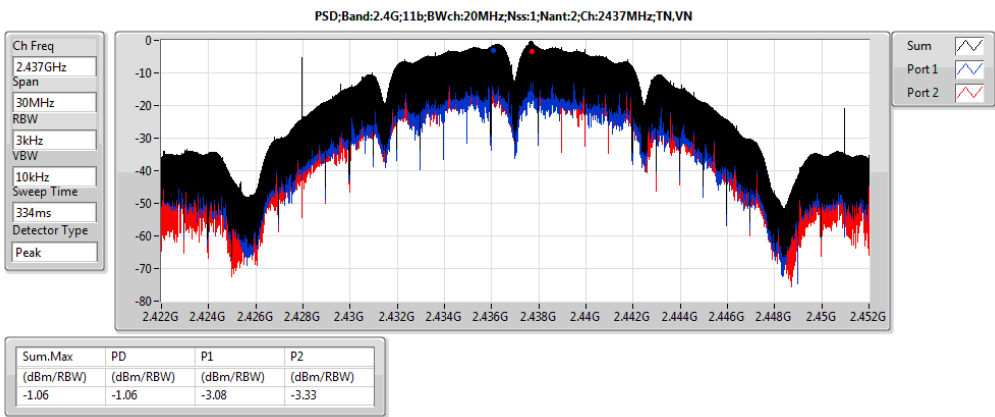
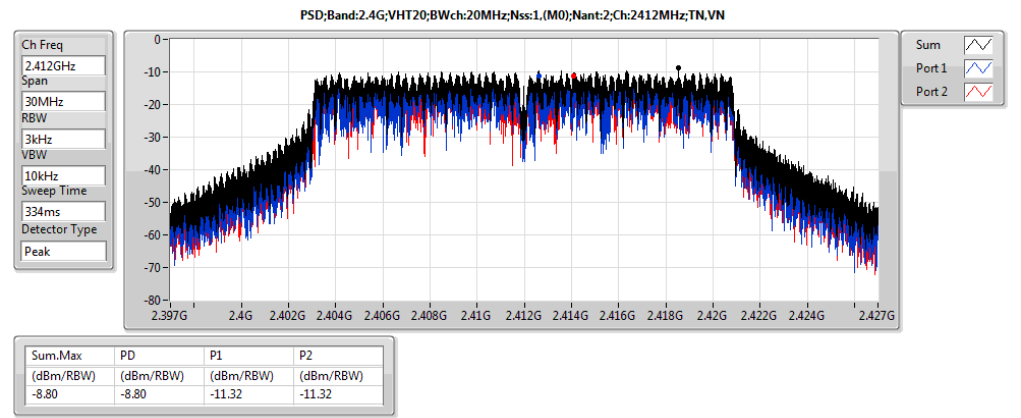
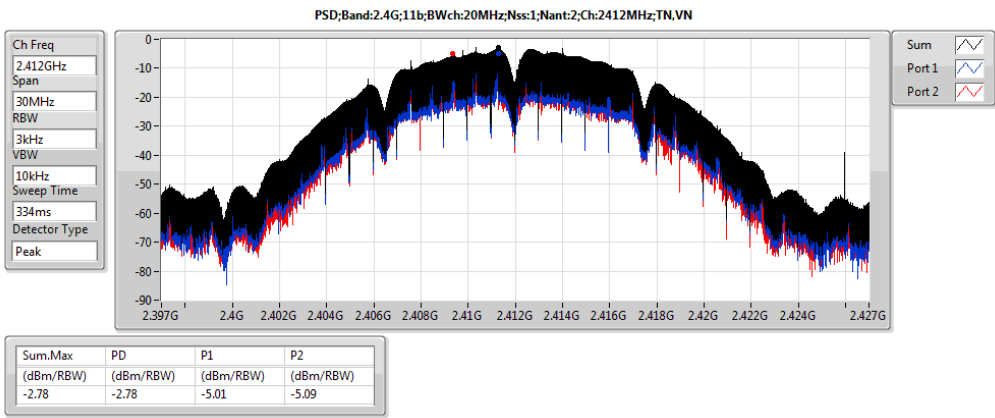


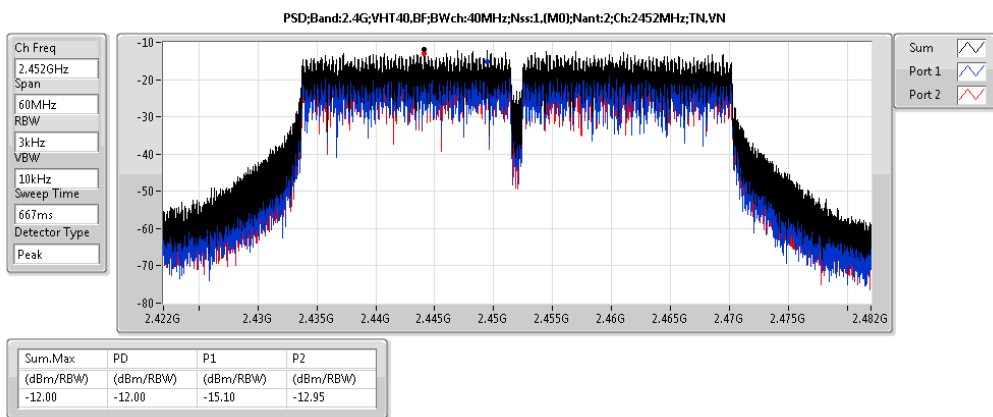
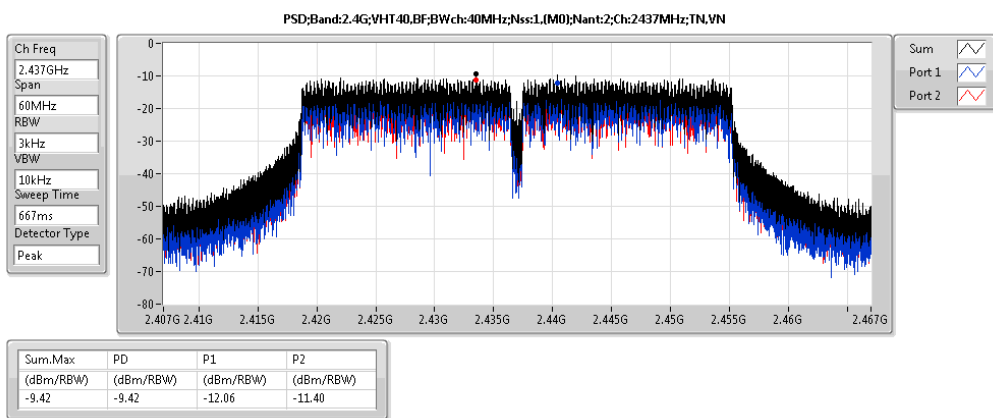
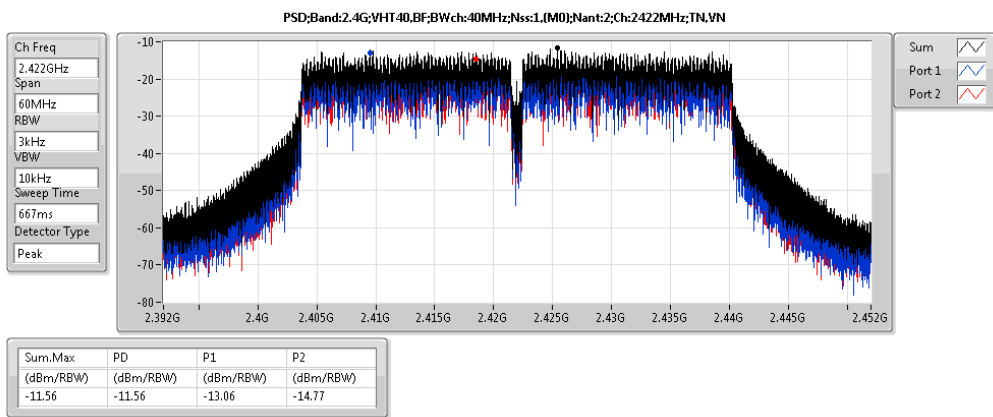
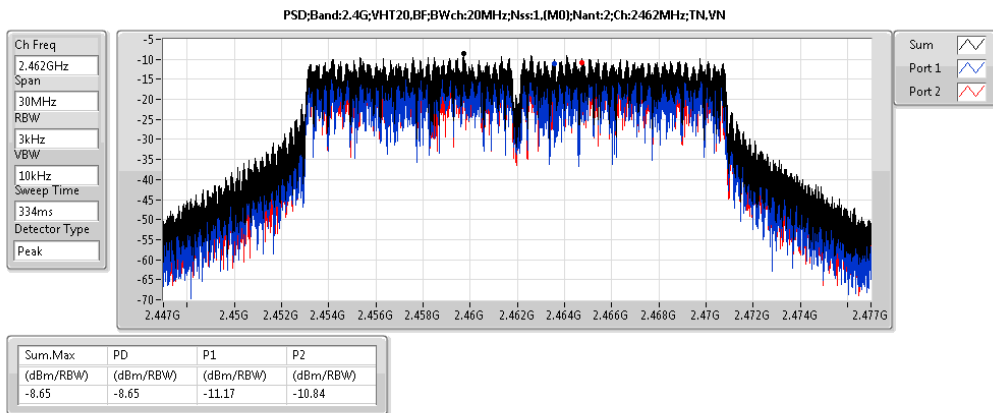
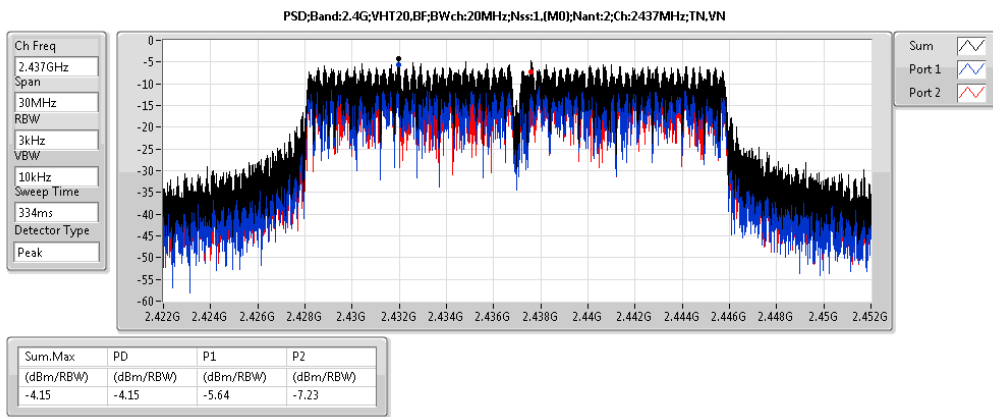
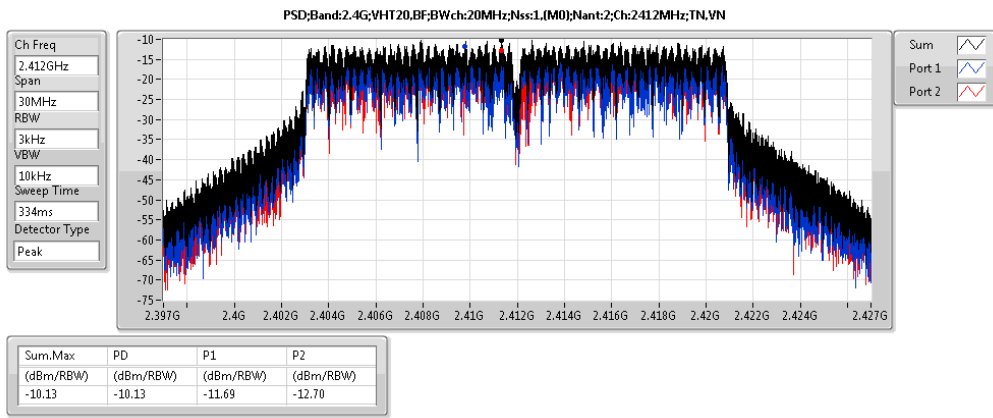
Summary

Mode	PD (dBm/RBW)	EIRP.PD (dBm/RBW)
2.4G;11b;Nss1;Ntx2	-1.06	5.67
2.4G;11g;Nss1;Ntx2	-4.07	2.66
2.4G;VHT20;Nss1,(M0);Ntx2	-3.94	2.79
2.4G;VHT40;Nss1,(M0);Ntx2	-11.42	-4.69
2.4G;VHT20,BF;Nss1,(M0);Ntx2	-4.15	2.58
2.4G;VHT40,BF;Nss1,(M0);Ntx2	-9.42	-2.69

Result

Mode	Result	Meas.RBW (Hz)	Lim.RBW (Hz)	BWCF (dB)	DG (dBi)	PD (dBm/RBW)	PD.Limit (dBm/RBW)	EIRP.PD (dBm/RBW)	EIRP.PD.Li m (dBm/RBW)	P1 (dBm/RBW)	P2 (dBm/RBW)
2.4G;11b;Nss1;Ntx2;2412	Pass	3k	3k	0.00	6.73	-2.78	7.27	3.95	Inf	-5.01	-5.09
2.4G;11b;Nss1;Ntx2;2437	Pass	3k	3k	0.00	6.73	-1.06	7.27	5.67	Inf	-3.08	-3.33
2.4G;11b;Nss1;Ntx2;2462	Pass	3k	3k	0.00	6.73	-3.63	7.27	3.10	Inf	-5.74	-5.99
2.4G;11g;Nss1;Ntx2;2412	Pass	3k	3k	0.00	6.73	-10.35	7.27	-3.62	Inf	-12.77	-12.20
2.4G;11g;Nss1;Ntx2;2437	Pass	3k	3k	0.00	6.73	-4.07	7.27	2.66	Inf	-6.03	-5.86
2.4G;11g;Nss1;Ntx2;2462	Pass	3k	3k	0.00	6.73	-9.14	7.27	-2.41	Inf	-10.49	-11.87
2.4G;VHT20;Nss1,(M0);Ntx2;2412	Pass	3k	3k	0.00	6.73	-8.80	7.27	-2.06	Inf	-11.32	-11.32
2.4G;VHT20;Nss1,(M0);Ntx2;2437	Pass	3k	3k	0.00	6.73	-3.94	7.27	2.79	Inf	-5.59	-5.82
2.4G;VHT20;Nss1,(M0);Ntx2;2462	Pass	3k	3k	0.00	6.73	-10.95	7.27	-4.22	Inf	-12.56	-13.08
2.4G;VHT40;Nss1,(M0);Ntx2;2422	Pass	3k	3k	0.00	6.73	-13.88	7.27	-7.15	Inf	-15.25	-16.67
2.4G;VHT40;Nss1,(M0);Ntx2;2437	Pass	3k	3k	0.00	6.73	-11.42	7.27	-4.69	Inf	-14.03	-13.39
2.4G;VHT40;Nss1,(M0);Ntx2;2452	Pass	3k	3k	0.00	6.73	-12.72	7.27	-5.99	Inf	-15.72	-15.58
2.4G;VHT20;BF;Nss1,(M0);Ntx2;2412	Pass	3k	3k	0.00	6.73	-10.13	7.27	-3.40	Inf	-11.69	-12.70
2.4G;VHT20;BF;Nss1,(M0);Ntx2;2437	Pass	3k	3k	0.00	6.73	-4.15	7.27	2.58	Inf	-5.64	-7.23
2.4G;VHT20;BF;Nss1,(M0);Ntx2;2462	Pass	3k	3k	0.00	6.73	-8.65	7.27	-1.92	Inf	-11.17	-10.84
2.4G;VHT40;BF;Nss1,(M0);Ntx2;2422	Pass	3k	3k	0.00	6.73	-11.56	7.27	-4.83	Inf	-13.06	-14.77
2.4G;VHT40;BF;Nss1,(M0);Ntx2;2437	Pass	3k	3k	0.00	6.73	-9.42	7.27	-2.69	Inf	-12.06	-11.40
2.4G;VHT40;BF;Nss1,(M0);Ntx2;2452	Pass	3k	3k	0.00	6.73	-12.00	7.27	-5.27	Inf	-15.10	-12.95







Summary

Mode	Result	Ref (Hz)	Ref (dBm)	Limit (dBm)	Freq (Hz)	Level (dBm)	Freq (Hz)	Level (dBm)	Freq (Hz)	Level (dBm)	Freq (Hz)	Level (dBm)	Port
2.4G:VHT40,BF:Nss1,(M0);Nbx2:2437	Pass	2.441917G	3.94	-26.06	2.305115G	-54.69	2.39952G	-29.60	2.48494G	-40.93	3.247813G	-49.77	2



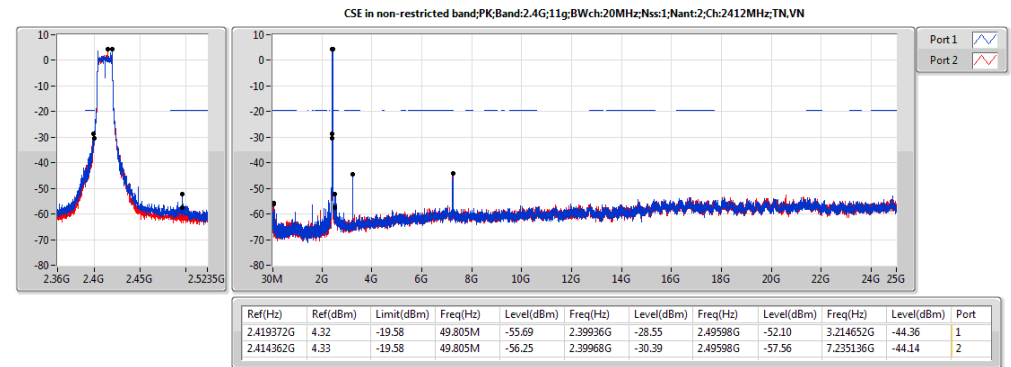
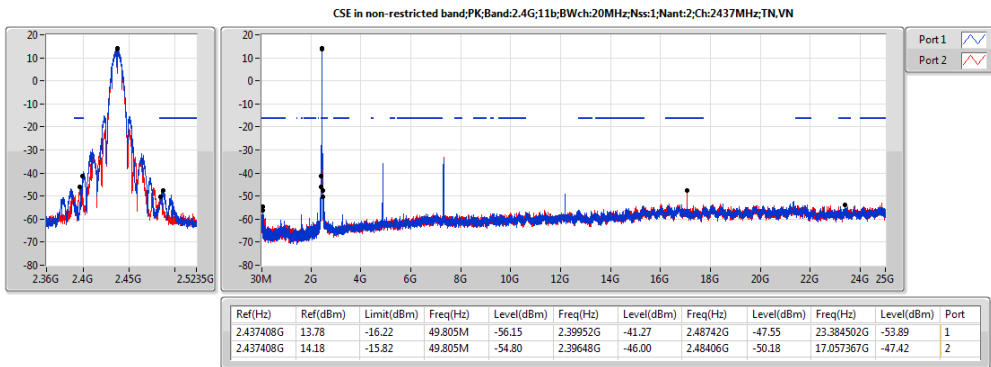
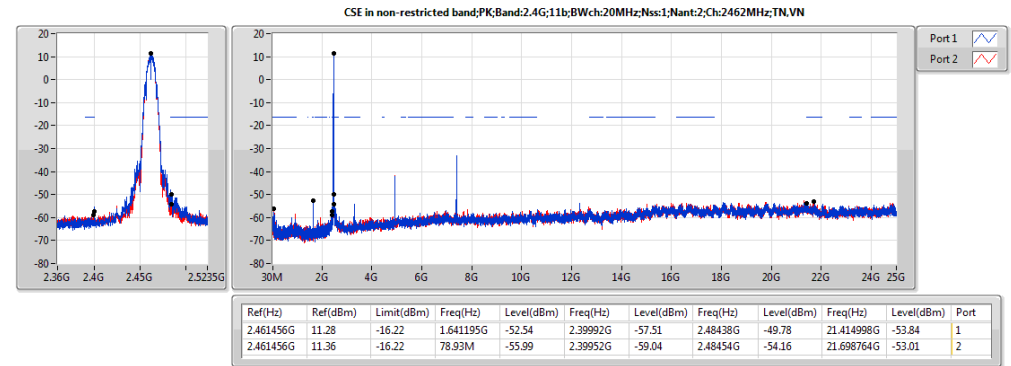
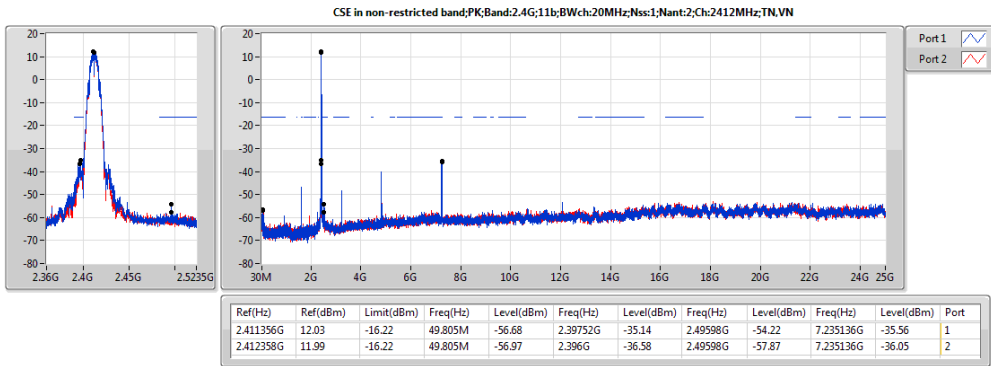
Result

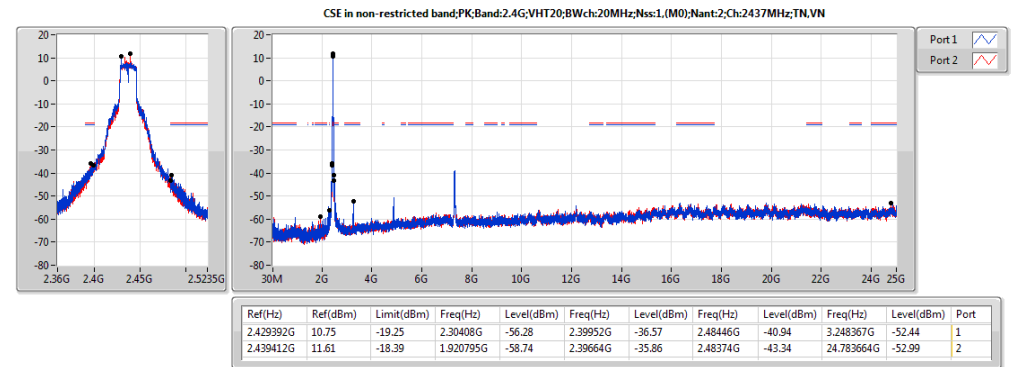
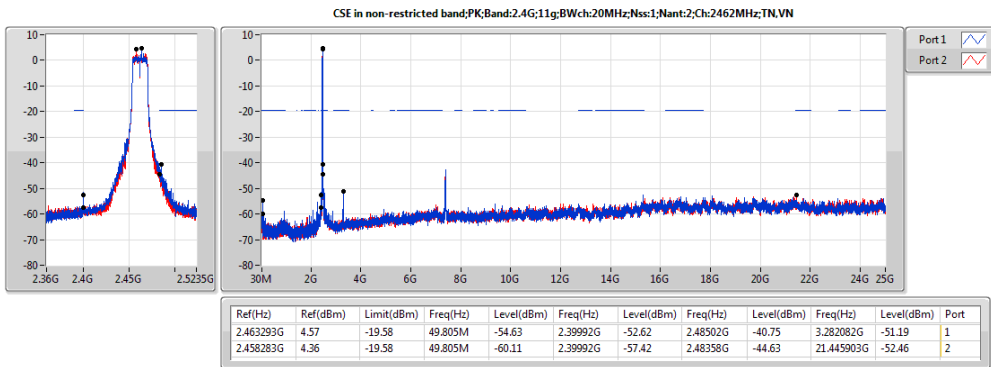
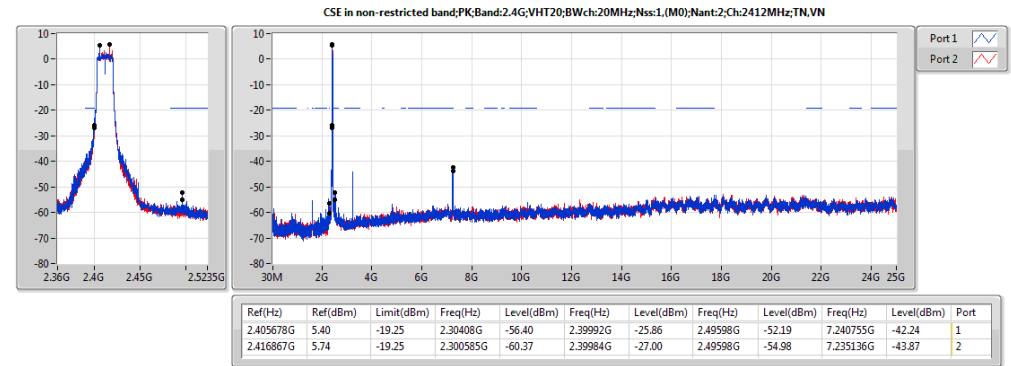
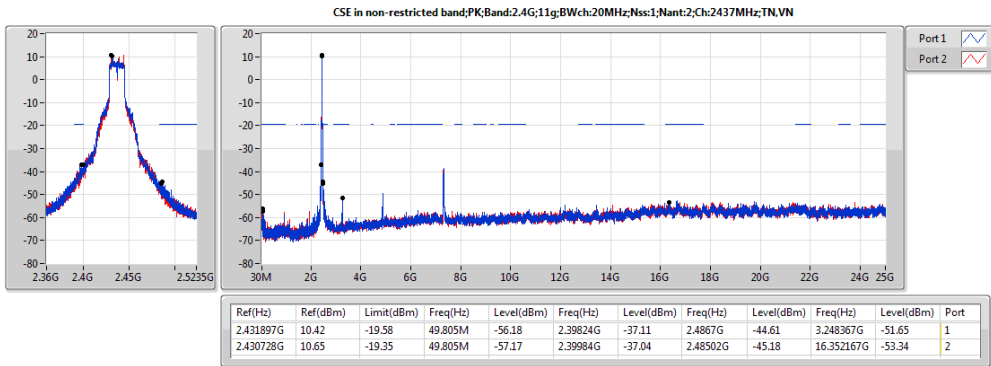
Mode	Result	Ref (Hz)	Ref (dBm)	Limit (dBm)	Freq (Hz)	Level (dBm)	Freq (Hz)	Level (dBm)	Freq (Hz)	Level (dBm)	Freq (Hz)	Level (dBm)	Port
2.4G:11b:Nss1:Ntx2:2412	Pass	2.411356G	12.03	-16.22	49.805M	-56.68	2.39752G	-35.14	2.49598G	-54.22	7.235136G	-35.56	1
2.4G:11b:Nss1:Ntx2:2412	Pass	2.412358G	11.99	-16.22	49.805M	-56.97	2.396G	-36.58	2.49598G	-57.87	7.235136G	-36.05	2
2.4G:11b:Nss1:Ntx2:2437	Pass	2.437408G	13.78	-16.22	49.805M	-56.15	2.39952G	-41.27	2.48742G	-47.55	23.384502G	-53.89	1
2.4G:11b:Nss1:Ntx2:2437	Pass	2.437408G	14.18	-15.82	49.805M	-54.80	2.39648G	-46.00	2.48406G	-50.18	17.057367G	-47.42	2
2.4G:11b:Nss1:Ntx2:2462	Pass	2.461456G	11.28	-16.22	1.641195G	-52.54	2.39992G	-57.51	2.48438G	-49.78	21.414998G	-53.84	1
2.4G:11b:Nss1:Ntx2:2462	Pass	2.461456G	11.36	-16.22	78.93M	-55.99	2.39952G	-59.04	2.48454G	-54.16	21.698764G	-53.01	2
2.4G:11g:Nss1:Ntx2:2412	Pass	2.419372G	4.32	-19.58	49.805M	-55.69	2.39936G	-28.55	2.49598G	-52.10	3.214652G	-44.36	1
2.4G:11g:Nss1:Ntx2:2412	Pass	2.414362G	4.33	-19.58	49.805M	-56.25	2.39968G	-30.39	2.49598G	-57.56	7.235136G	-44.14	2
2.4G:11g:Nss1:Ntx2:2437	Pass	2.431897G	10.42	-19.58	49.805M	-56.18	2.39824G	-37.11	2.4867G	-44.61	3.248367G	-51.65	1
2.4G:11g:Nss1:Ntx2:2437	Pass	2.430728G	10.65	-19.35	49.805M	-57.17	2.39984G	-37.04	2.48502G	-45.18	16.352167G	-53.34	2
2.4G:11g:Nss1:Ntx2:2462	Pass	2.463293G	4.57	-19.58	49.805M	-54.63	2.39992G	-52.62	2.48502G	-40.75	3.282082G	-51.19	1
2.4G:11g:Nss1:Ntx2:2462	Pass	2.458283G	4.36	-19.58	49.805M	-60.11	2.39992G	-57.42	2.48358G	-44.63	21.445903G	-52.46	2
2.4G:VHT20:Nss1,(M0):Ntx2:2412	Pass	2.405678G	5.40	-19.25	2.30408G	-56.40	2.39992G	-25.86	2.49598G	-52.19	7.240755G	-42.24	1
2.4G:VHT20:Nss1,(M0):Ntx2:2412	Pass	2.416867G	5.74	-19.25	2.300585G	-60.37	2.39984G	-27.00	2.49598G	-54.98	7.235136G	-43.87	2
2.4G:VHT20:Nss1,(M0):Ntx2:2437	Pass	2.429392G	10.75	-19.25	2.30408G	-56.28	2.39952G	-36.57	2.48446G	-40.94	3.248367G	-52.44	1
2.4G:VHT20:Nss1,(M0):Ntx2:2437	Pass	2.439412G	11.61	-18.39	1.920795G	-58.74	2.39664G	-35.86	2.48374G	-43.34	24.783664G	-52.99	2
2.4G:VHT20:Nss1,(M0):Ntx2:2462	Pass	2.456613G	1.40	-19.25	30M	-58.83	2.39992G	-50.65	2.48518G	-40.96	2.557215G	-50.96	1
2.4G:VHT20:Nss1,(M0):Ntx2:2462	Pass	2.460788G	4.15	-19.25	1.920795G	-56.88	2.3932G	-56.15	2.48406G	-43.03	16.416787G	-52.00	2
2.4G:VHT40:Nss1,(M0):Ntx2:2422	Pass	2.434402G	0.12	-28.58	2.30397G	-60.08	2.39984G	-33.33	2.56014G	-52.90	3.228181G	-47.78	1
2.4G:VHT40:Nss1,(M0):Ntx2:2422	Pass	2.414362G	-0.25	-28.58	1.920395G	-58.07	2.39984G	-33.11	2.4923G	-56.99	7.249924G	-52.41	2
2.4G:VHT40:Nss1,(M0):Ntx2:2437	Pass	2.419372G	1.42	-28.58	2.160845G	-58.95	2.39792G	-38.02	2.49006G	-45.09	3.247813G	-50.11	1
2.4G:VHT40:Nss1,(M0):Ntx2:2437	Pass	2.431897G	2.86	-27.14	1.920395G	-58.95	2.39968G	-40.57	2.48654G	-45.48	16.7013G	-52.70	2
2.4G:VHT40:Nss1,(M0):Ntx2:2452	Pass	2.449432G	1.38	-28.58	2.305115G	-58.41	2.39984G	-47.90	2.48606G	-41.69	3.267445G	-52.06	1
2.4G:VHT40:Nss1,(M0):Ntx2:2452	Pass	2.458283G	0.13	-28.58	1.920395G	-56.67	2.39968G	-48.79	2.48846G	-45.47	16.852746G	-53.25	2
2.4G:VHT20,BF:Nss1,(M0):Ntx2:2412	Pass	2.416867G	2.92	-22.91	2.300585G	-58.25	2.3992G	-27.43	2.49598G	-55.46	16.273499G	-50.27	1
2.4G:VHT20,BF:Nss1,(M0):Ntx2:2412	Pass	2.409352G	3.86	-22.91	2.05943G	-58.08	2.39992G	-27.77	2.49598G	-52.72	3.214652G	-45.40	2
2.4G:VHT20,BF:Nss1,(M0):Ntx2:2437	Pass	2.443253G	8.67	-21.33	2.309905G	-57.74	2.39944G	-38.75	2.48414G	-44.43	16.366214G	-50.90	1
2.4G:VHT20,BF:Nss1,(M0):Ntx2:2437	Pass	2.431897G	7.09	-22.91	2.30408G	-53.75	2.39952G	-39.00	2.48446G	-43.96	3.248367G	-49.12	2
2.4G:VHT20,BF:Nss1,(M0):Ntx2:2462	Pass	2.454442G	3.66	-22.91	1.920795G	-55.68	2.39616G	-55.21	2.48406G	-41.94	16.39431G	-50.21	1
2.4G:VHT20,BF:Nss1,(M0):Ntx2:2462	Pass	2.466967G	4.09	-22.91	2.30408G	-56.97	2.39992G	-51.35	2.48422G	-38.51	2.557215G	-50.37	2
2.4G:VHT40,BF:Nss1,(M0):Ntx2:2422	Pass	2.426887G	1.63	-26.73	2.151685G	-57.44	2.39968G	-32.66	2.48414G	-53.07	16.34512G	-50.07	1
2.4G:VHT40,BF:Nss1,(M0):Ntx2:2422	Pass	2.414362G	1.79	-26.73	2.305115G	-55.29	2.39952G	-32.69	2.49598G	-48.35	3.228181G	-45.53	2
2.4G:VHT40,BF:Nss1,(M0):Ntx2:2437	Pass	2.421877G	3.27	-26.73	1.920395G	-57.21	2.39968G	-38.51	2.48398G	-42.70	24.523224G	-50.88	1
2.4G:VHT40,BF:Nss1,(M0):Ntx2:2437	Pass	2.441917G	3.94	-26.06	2.305115G	-54.69	2.39952G	-29.60	2.48494G	-40.93	3.247813G	-49.77	2
2.4G:VHT40,BF:Nss1,(M0):Ntx2:2452	Pass	2.435738G	0.86	-26.73	2.30168G	-58.47	2.3976G	-48.86	2.48654G	-44.21	16.303052G	-51.31	1
2.4G:VHT40,BF:Nss1,(M0):Ntx2:2452	Pass	2.454442G	1.46	-26.73	2.302825G	-57.42	2.396G	-47.47	2.48654G	-41.13	16.662036G	-49.92	2



CSEndB Result

Appendix E

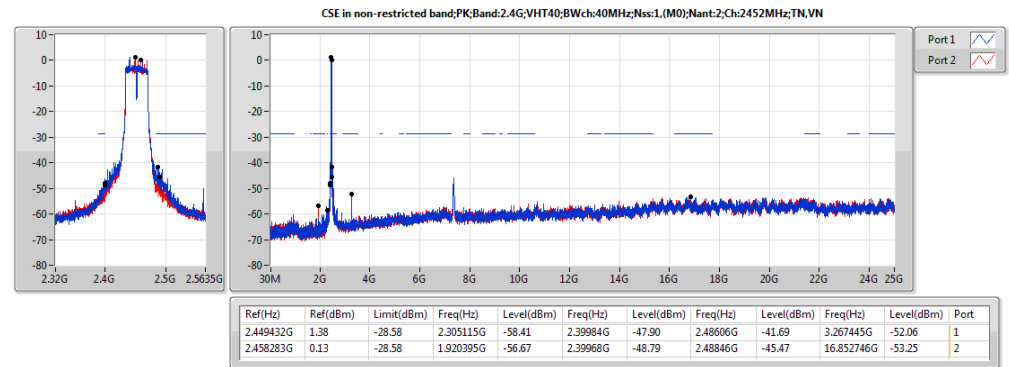
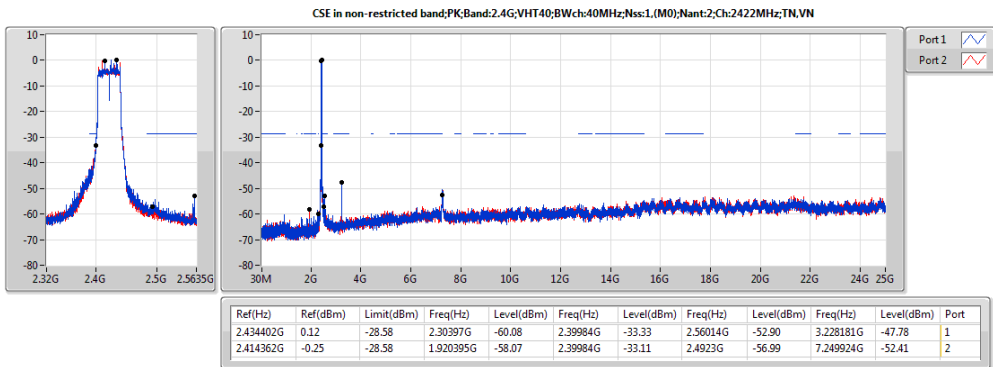
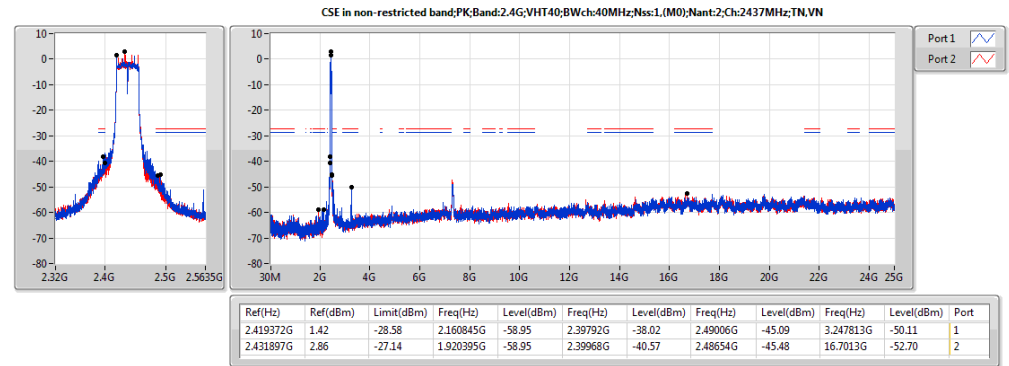
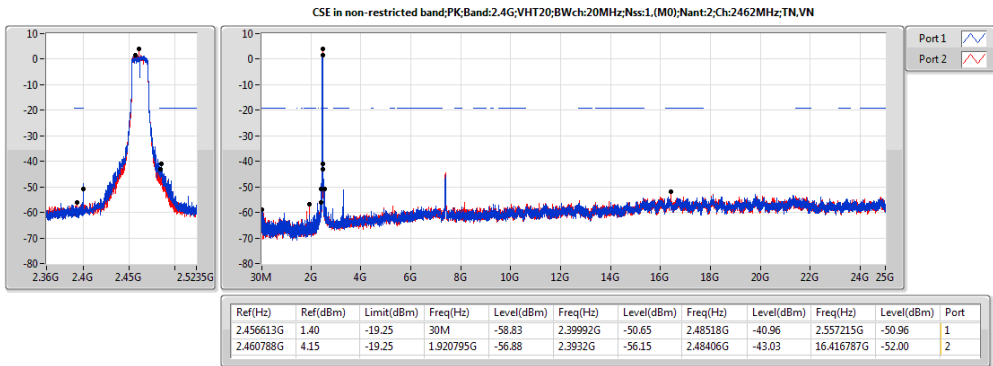


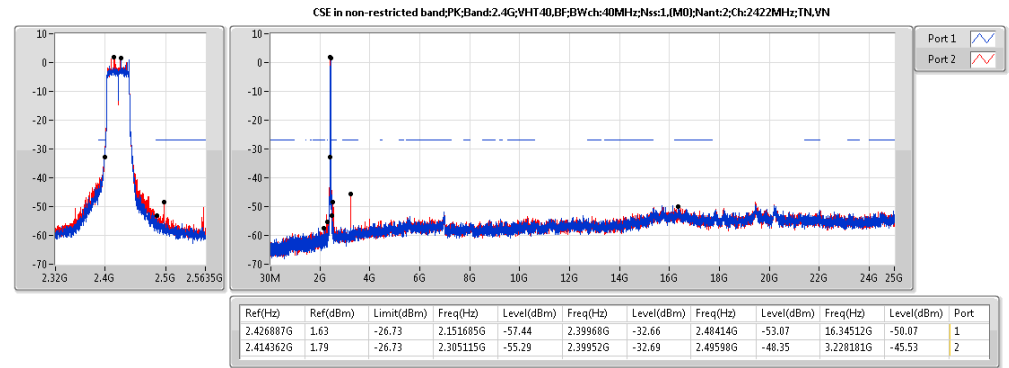
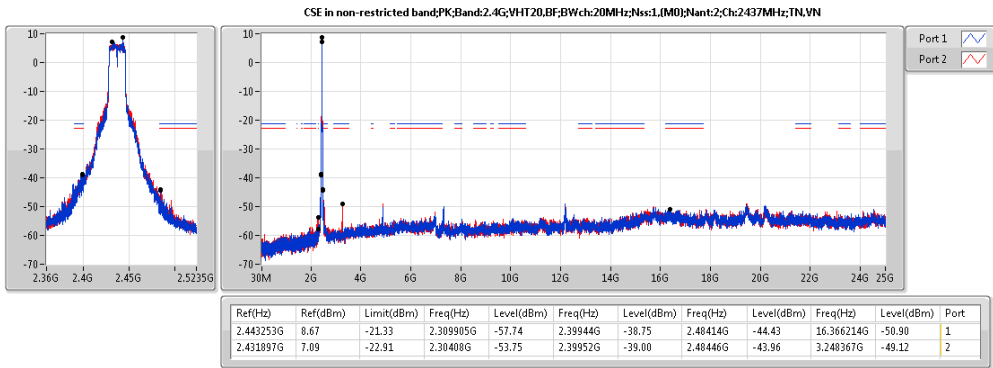
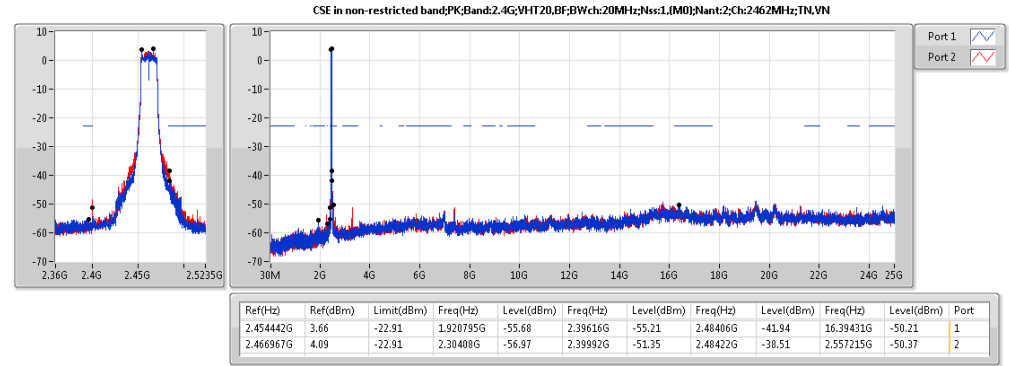
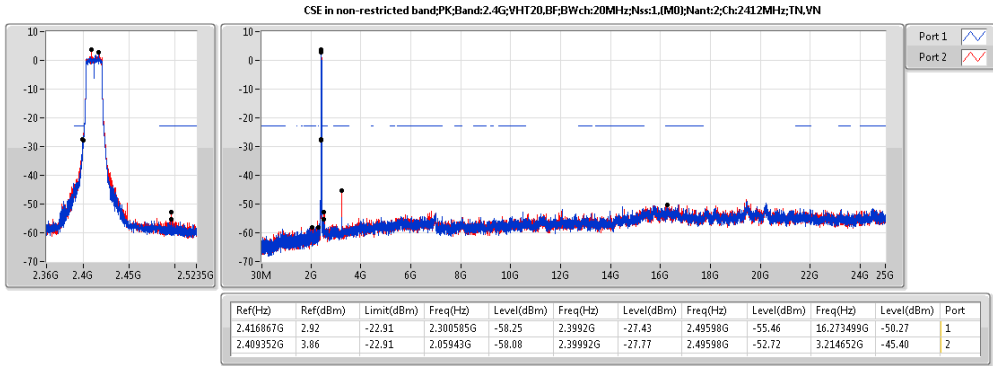




CSEndB Result

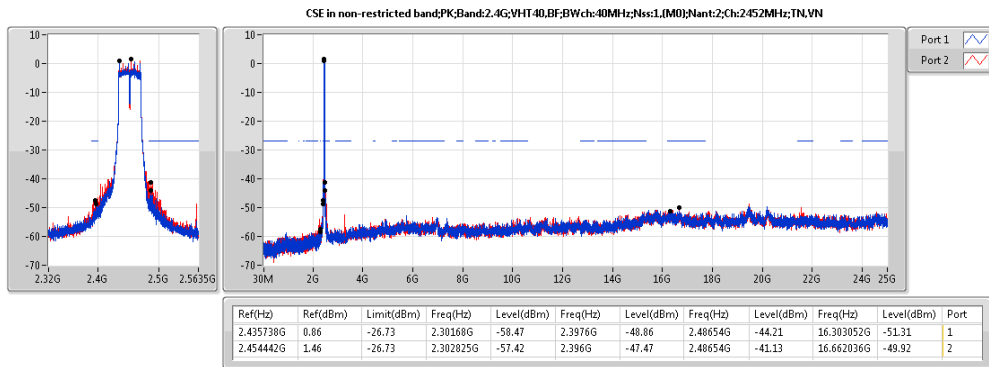
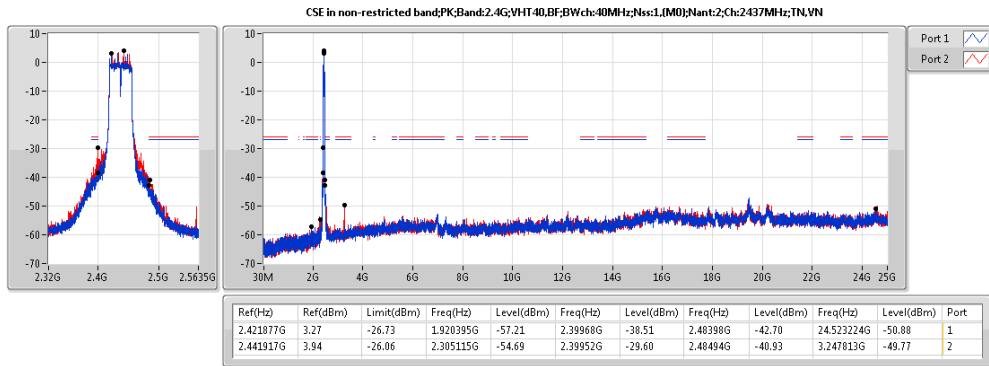
Appendix E

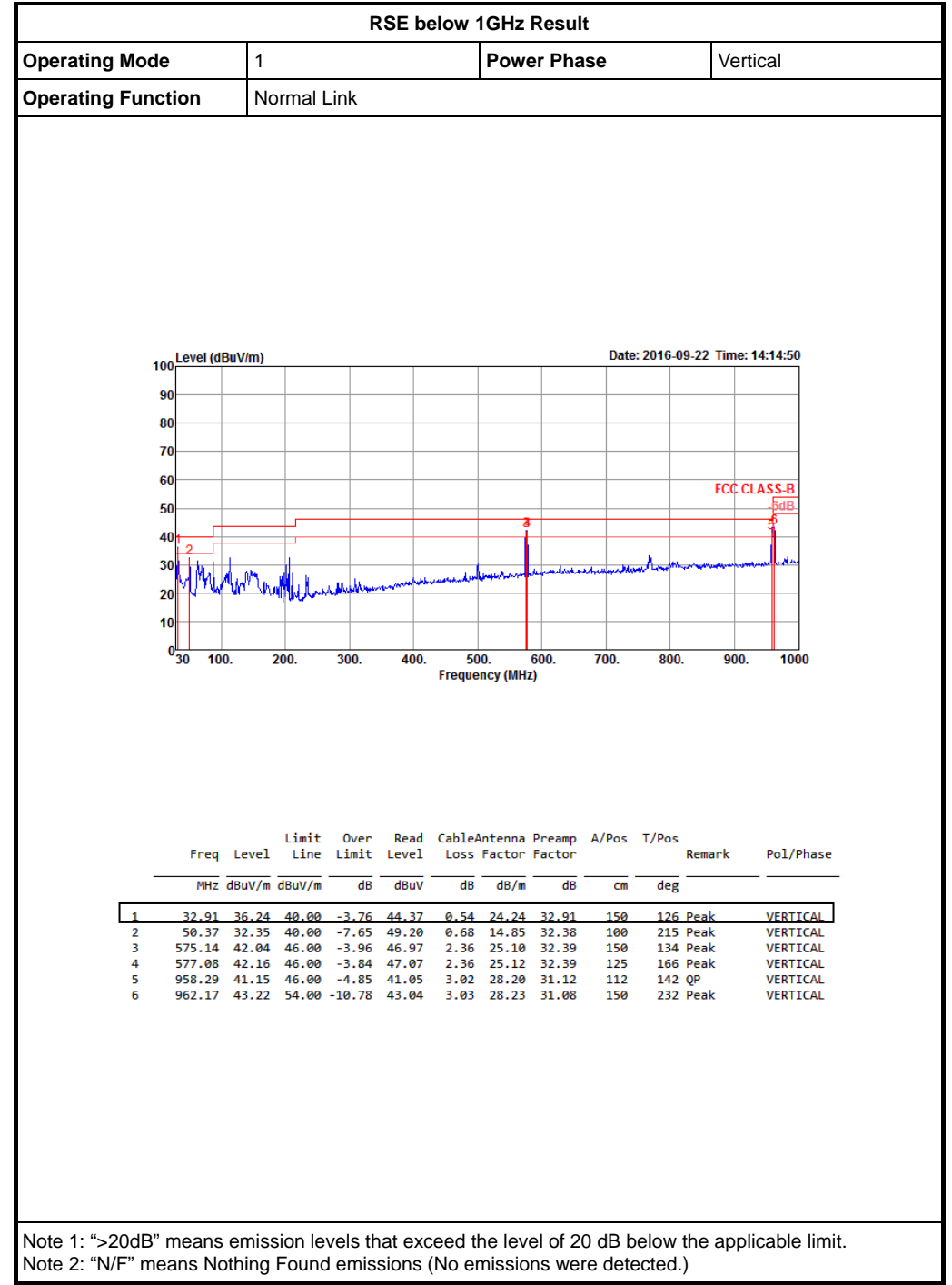
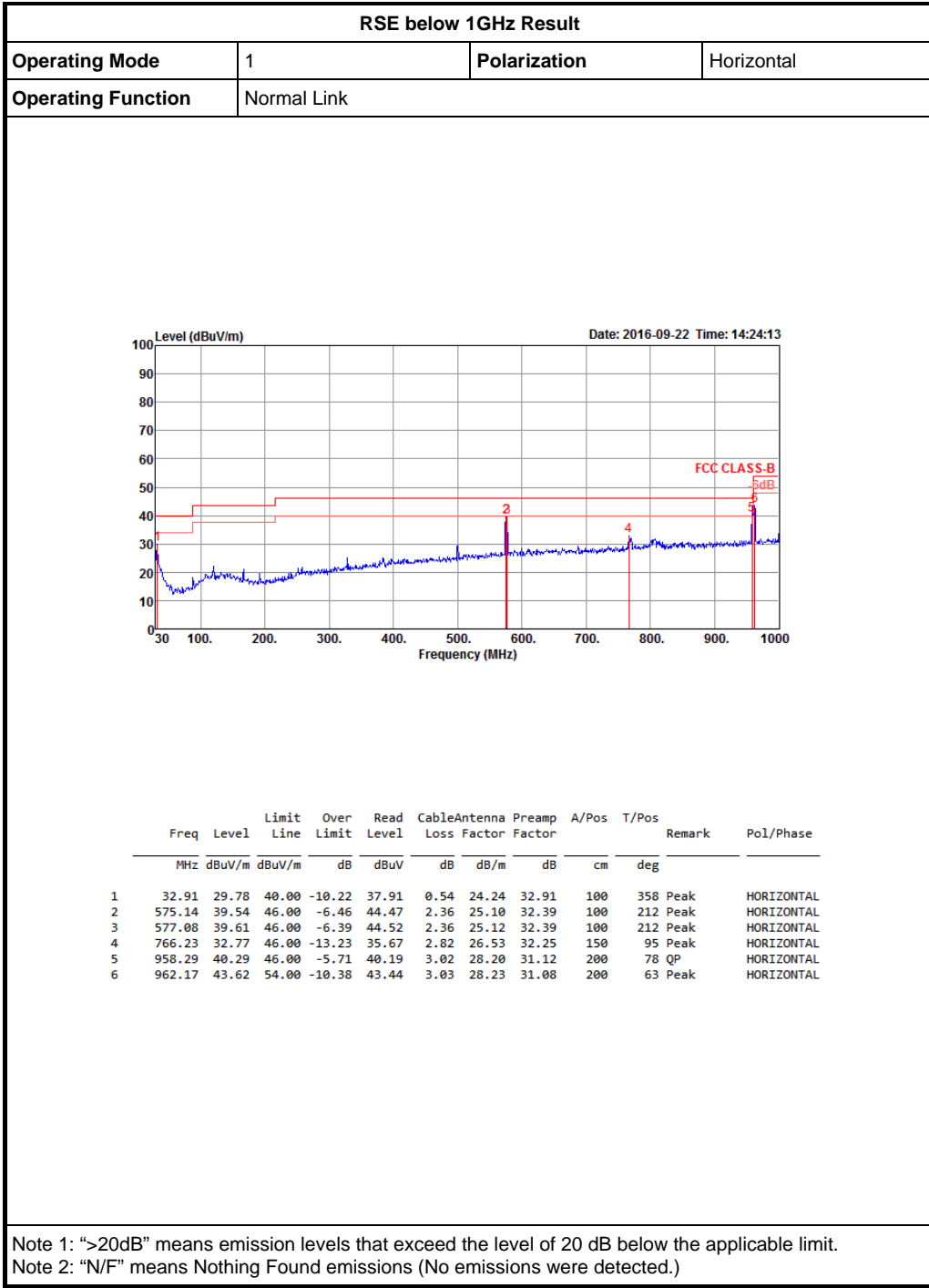


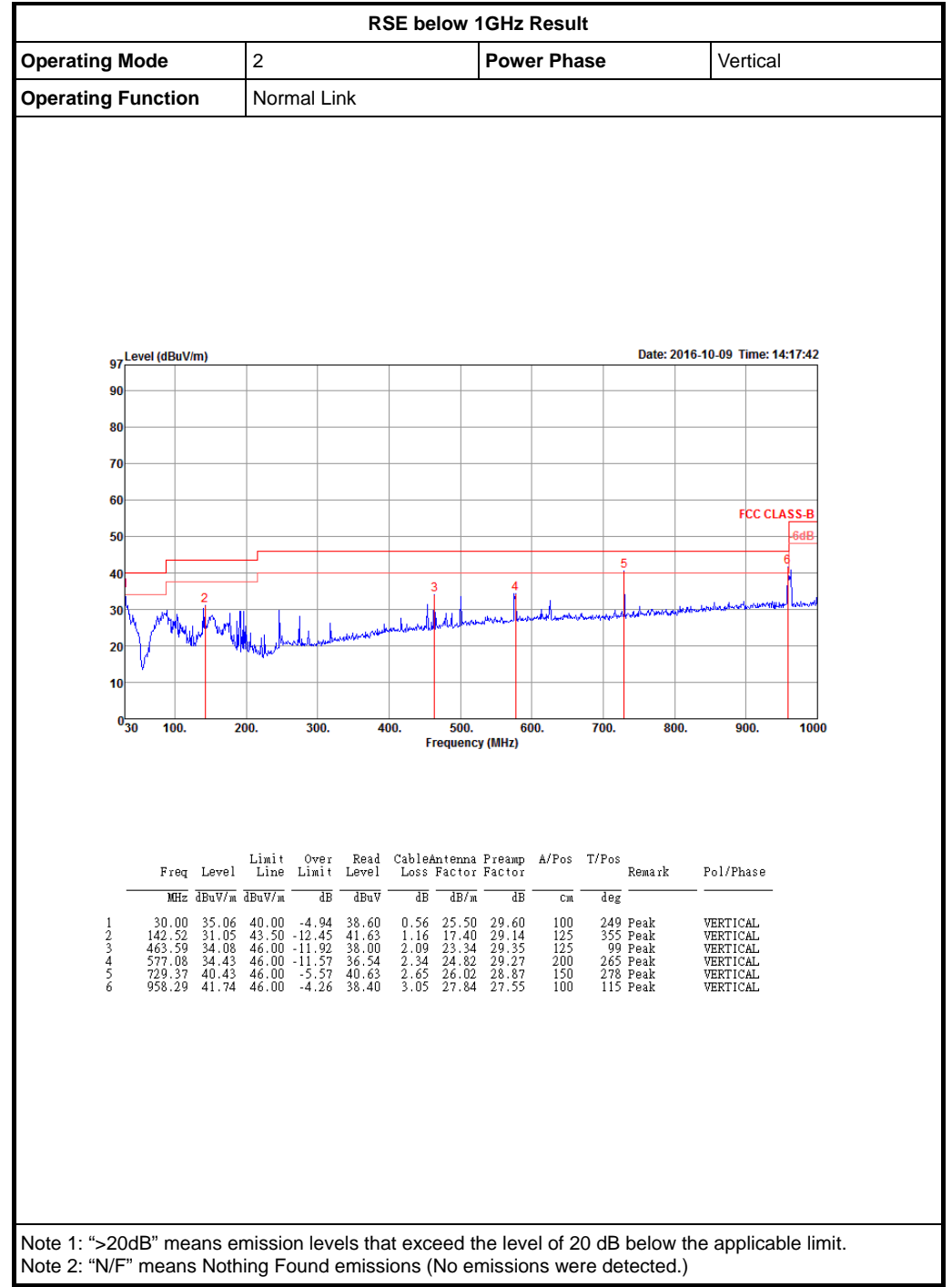
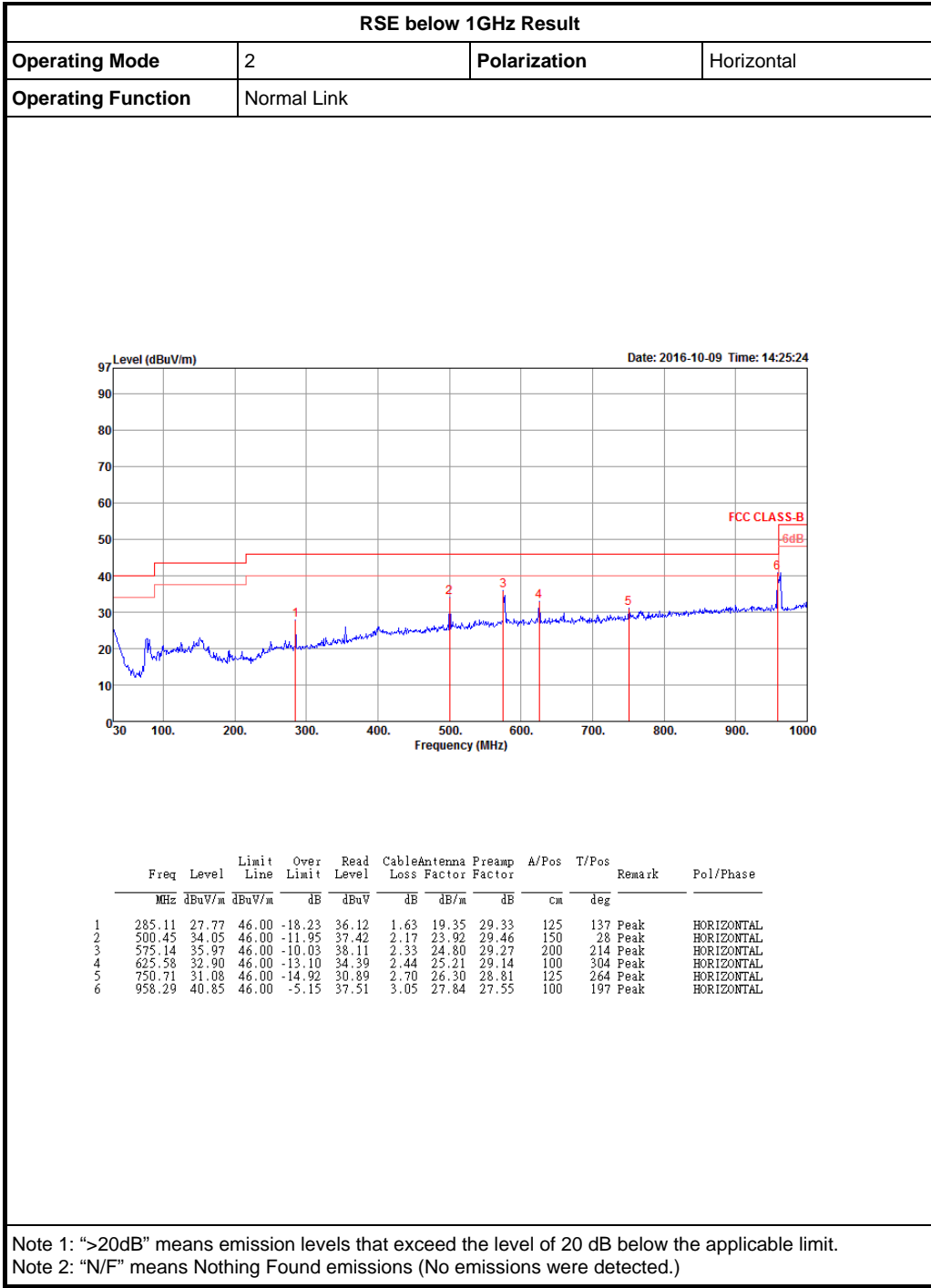




CSEndB Result









Summary

Mode	Result	Type	Freq (Hz)	Level (dBuV/m)	Limit (dBuV/m)	Margin (dB)	Factor (dB)	Dist (m)	Pol. (H/V)	Azimuth (°)	Height (m)	Comments
2.4G;VHT40,BF;Nss1,(M0);Ntx2:2422;TX	Pass	AV	2.39G	53.95	54.00	-0.05	30.89	3	V	167	1.50	-



Result

Mode	Result	Type	Freq (Hz)	Level (dBuV/m)	Limit (dBuV/m)	Margin (dB)	Factor (dB)	Dist (m)	Pol. (H/V)	Azimuth (°)	Height (m)	Comments
2.4G:11b:Nss1:Ntx2:2412:TX	Pass	AV	2.3816G	44.11	54.00	-9.89	30.89	3	H	259	1.38	-
2.4G:11b:Nss1:Ntx2:2412:TX	Pass	AV	2.44G	95.92	Inf	-Inf	30.86	3	H	259	1.38	-
2.4G:11b:Nss1:Ntx2:2412:TX	Pass	AV	2.4836G	49.02	54.00	-4.98	30.85	3	H	259	1.38	-
2.4G:11b:Nss1:Ntx2:2412:TX	Pass	AV	4.90008G	31.64	54.00	-22.36	3.39	3	H	69	1.35	-
2.4G:11b:Nss1:Ntx2:2412:TX	Pass	PK	2.3888G	57.74	74.00	-16.26	30.89	3	H	259	1.38	-
2.4G:11b:Nss1:Ntx2:2412:TX	Pass	PK	2.4404G	106.67	Inf	-Inf	30.86	3	H	259	1.38	-
2.4G:11b:Nss1:Ntx2:2412:TX	Pass	PK	2.484G	65.52	74.00	-8.48	30.85	3	H	259	1.38	-
2.4G:11b:Nss1:Ntx2:2412:TX	Pass	PK	4.90318G	45.40	74.00	-28.60	3.40	3	H	69	1.35	-
2.4G:11b:Nss1:Ntx2:2412:TX	Pass	AV	2.3844G	45.68	54.00	-8.32	30.89	3	V	48	1.08	-
2.4G:11b:Nss1:Ntx2:2412:TX	Pass	AV	2.4416G	97.96	Inf	-Inf	30.86	3	V	48	1.08	-
2.4G:11b:Nss1:Ntx2:2412:TX	Pass	AV	2.4836G	52.52	54.00	-1.48	30.85	3	V	48	1.08	-
2.4G:11b:Nss1:Ntx2:2412:TX	Pass	AV	4.90032G	31.60	54.00	-22.40	3.39	3	V	11	1.31	-
2.4G:11b:Nss1:Ntx2:2412:TX	Pass	PK	2.39G	61.00	74.00	-13.00	30.89	3	V	48	1.08	-
2.4G:11b:Nss1:Ntx2:2412:TX	Pass	PK	2.442G	109.87	Inf	-Inf	30.86	3	V	48	1.08	-
2.4G:11b:Nss1:Ntx2:2412:TX	Pass	PK	2.484G	71.81	74.00	-2.19	30.85	3	V	48	1.08	-
2.4G:11b:Nss1:Ntx2:2412:TX	Pass	PK	4.90376G	45.00	74.00	-29.00	3.40	3	V	11	1.31	-
2.4G:11b:Nss1:Ntx2:2437:TX	Pass	AV	2.3882G	50.14	54.00	-3.86	30.89	3	H	257	1.39	-
2.4G:11b:Nss1:Ntx2:2437:TX	Pass	AV	2.4362G	113.12	Inf	-Inf	30.87	3	H	257	1.39	-
2.4G:11b:Nss1:Ntx2:2437:TX	Pass	AV	2.4858G	49.87	54.00	-4.13	30.85	3	H	257	1.39	-
2.4G:11b:Nss1:Ntx2:2437:TX	Pass	AV	4.873948G	40.25	54.00	-13.75	3.34	3	H	146	2.76	-
2.4G:11b:Nss1:Ntx2:2437:TX	Pass	PK	2.3886G	58.24	74.00	-15.76	30.89	3	H	257	1.39	-
2.4G:11b:Nss1:Ntx2:2437:TX	Pass	PK	2.4362G	116.95	Inf	-Inf	30.87	3	H	257	1.39	-
2.4G:11b:Nss1:Ntx2:2437:TX	Pass	PK	2.485G	58.34	74.00	-15.66	30.85	3	H	257	1.39	-
2.4G:11b:Nss1:Ntx2:2437:TX	Pass	PK	4.874024G	47.81	74.00	-26.19	3.34	3	H	146	2.76	-
2.4G:11b:Nss1:Ntx2:2437:TX	Pass	AV	2.3882G	50.88	54.00	-3.12	30.89	3	V	176	1.02	-
2.4G:11b:Nss1:Ntx2:2437:TX	Pass	AV	2.4362G	115.28	Inf	-Inf	30.87	3	V	176	1.02	-
2.4G:11b:Nss1:Ntx2:2437:TX	Pass	AV	2.4858G	51.32	54.00	-2.68	30.85	3	V	176	1.02	-
2.4G:11b:Nss1:Ntx2:2437:TX	Pass	AV	4.873948G	46.85	54.00	-7.15	3.34	3	V	224	1.03	-
2.4G:11b:Nss1:Ntx2:2437:TX	Pass	PK	2.3882G	58.98	74.00	-15.02	30.89	3	V	176	1.02	-
2.4G:11b:Nss1:Ntx2:2437:TX	Pass	PK	2.4362G	119.07	Inf	-Inf	30.87	3	V	176	1.02	-
2.4G:11b:Nss1:Ntx2:2437:TX	Pass	PK	2.4862G	58.96	74.00	-15.04	30.85	3	V	176	1.02	-
2.4G:11b:Nss1:Ntx2:2437:TX	Pass	PK	4.873924G	50.97	74.00	-23.03	3.34	3	V	224	1.03	-
2.4G:11b:Nss1:Ntx2:2462:TX	Pass	AV	2.4612G	109.24	Inf	-Inf	30.86	3	H	260	1.76	-
2.4G:11b:Nss1:Ntx2:2462:TX	Pass	AV	2.4836G	48.97	54.00	-5.03	30.85	3	H	260	1.76	-
2.4G:11b:Nss1:Ntx2:2462:TX	Pass	AV	4.923916G	35.40	54.00	-18.60	3.43	3	H	146	1.29	-
2.4G:11b:Nss1:Ntx2:2462:TX	Pass	PK	2.461G	113.45	Inf	-Inf	30.86	3	H	260	1.76	-
2.4G:11b:Nss1:Ntx2:2462:TX	Pass	PK	2.4836G	58.17	74.00	-15.83	30.85	3	H	260	1.76	-
2.4G:11b:Nss1:Ntx2:2462:TX	Pass	PK	4.92374G	46.44	74.00	-27.56	3.43	3	H	146	1.29	-
2.4G:11b:Nss1:Ntx2:2462:TX	Pass	AV	2.4612G	113.20	Inf	-Inf	30.86	3	V	50	2.53	-
2.4G:11b:Nss1:Ntx2:2462:TX	Pass	AV	2.4836G	53.44	54.00	-0.56	30.85	3	V	50	2.53	-
2.4G:11b:Nss1:Ntx2:2462:TX	Pass	AV	4.923932G	43.18	54.00	-10.82	3.43	3	V	227	1.16	-
2.4G:11b:Nss1:Ntx2:2462:TX	Pass	PK	2.461G	117.00	Inf	-Inf	30.86	3	V	50	2.53	-
2.4G:11b:Nss1:Ntx2:2462:TX	Pass	PK	2.4836G	60.69	74.00	-13.31	30.85	3	V	50	2.53	-
2.4G:11b:Nss1:Ntx2:2462:TX	Pass	PK	4.924004G	49.27	74.00	-24.73	3.43	3	V	227	1.16	-
2.4G:11g:Nss1:Ntx2:2412:TX	Pass	AV	2.3894G	47.94	54.00	-6.06	30.89	3	H	259	1.37	-
2.4G:11g:Nss1:Ntx2:2412:TX	Pass	AV	2.4088G	97.12	Inf	-Inf	30.88	3	H	259	1.37	-
2.4G:11g:Nss1:Ntx2:2412:TX	Pass	AV	4.82256G	32.14	54.00	-21.86	3.25	3	H	243	2.06	-
2.4G:11g:Nss1:Ntx2:2412:TX	Pass	PK	2.389G	69.60	74.00	-4.40	30.89	3	H	259	1.37	-
2.4G:11g:Nss1:Ntx2:2412:TX	Pass	PK	2.4088G	109.88	Inf	-Inf	30.88	3	H	259	1.37	-
2.4G:11g:Nss1:Ntx2:2412:TX	Pass	PK	4.82076G	46.13	74.00	-27.87	3.25	3	H	243	2.06	-
2.4G:11g:Nss1:Ntx2:2412:TX	Pass	AV	2.39G	51.37	54.00	-2.63	30.89	3	V	49	1.50	-
2.4G:11g:Nss1:Ntx2:2412:TX	Pass	AV	2.4146G	100.47	Inf	-Inf	30.87	3	V	49	1.50	-
2.4G:11g:Nss1:Ntx2:2412:TX	Pass	AV	4.82006G	32.08	54.00	-21.92	3.25	3	V	325	1.77	-
2.4G:11g:Nss1:Ntx2:2412:TX	Pass	PK	2.39G	72.52	74.00	-1.48	30.89	3	V	49	1.50	-
2.4G:11g:Nss1:Ntx2:2412:TX	Pass	PK	2.4146G	113.88	Inf	-Inf	30.87	3	V	49	1.50	-
2.4G:11g:Nss1:Ntx2:2412:TX	Pass	PK	4.8211G	46.88	74.00	-27.12	3.25	3	V	325	1.77	-
2.4G:11g:Nss1:Ntx2:2437:TX	Pass	AV	2.3894G	49.50	54.00	-4.50	30.89	3	H	259	1.36	-
2.4G:11g:Nss1:Ntx2:2437:TX	Pass	AV	2.4342G	103.84	Inf	-Inf	30.87	3	H	259	1.36	-
2.4G:11g:Nss1:Ntx2:2437:TX	Pass	AV	2.4842G	48.49	54.00	-5.51	30.85	3	H	259	1.36	-
2.4G:11g:Nss1:Ntx2:2437:TX	Pass	AV	4.87778G	31.90	54.00	-22.10	3.35	3	H	198	1.30	-
2.4G:11g:Nss1:Ntx2:2437:TX	Pass	PK	2.3894G	65.51	74.00	-8.49	30.89	3	H	259	1.36	-



RSE above 1GHz Result

Appendix F.2

Mode	Result	Type	Freq (Hz)	Level (dBuV/m)	Limit (dBuV/m)	Margin (dB)	Factor (dB)	Dist (m)	Pol. (H/V)	Azimuth (°)	Height (m)	Comments
2.4G:11g:Nss1:Ntx2:2437;TX	Pass	PK	2.4338G	116.91	Inf	-Inf	30.87	3	H	259	1.36	-
2.4G:11g:Nss1:Ntx2:2437;TX	Pass	PK	2.4842G	64.04	74.00	-9.96	30.85	3	H	259	1.36	-
2.4G:11g:Nss1:Ntx2:2437;TX	Pass	PK	4.87302G	45.92	74.00	-28.08	3.34	3	H	198	1.30	-
2.4G:11g:Nss1:Ntx2:2437;TX	Pass	AV	2.3898G	52.56	54.00	-1.44	30.89	3	V	48	1.11	-
2.4G:11g:Nss1:Ntx2:2437;TX	Pass	AV	2.4346G	107.41	Inf	-Inf	30.87	3	V	48	1.11	-
2.4G:11g:Nss1:Ntx2:2437;TX	Pass	AV	2.4846G	50.69	54.00	-3.31	30.85	3	V	48	1.11	-
2.4G:11g:Nss1:Ntx2:2437;TX	Pass	AV	4.87506G	32.09	54.00	-21.91	3.35	3	V	270	1.51	-
2.4G:11g:Nss1:Ntx2:2437;TX	Pass	PK	2.3898G	69.30	74.00	-4.70	30.89	3	V	48	1.11	-
2.4G:11g:Nss1:Ntx2:2437;TX	Pass	PK	2.4346G	120.35	Inf	-Inf	30.87	3	V	48	1.11	-
2.4G:11g:Nss1:Ntx2:2437;TX	Pass	PK	2.485G	68.29	74.00	-5.71	30.85	3	V	48	1.11	-
2.4G:11g:Nss1:Ntx2:2437;TX	Pass	PK	4.8753G	45.81	74.00	-28.19	3.35	3	V	270	1.51	-
2.4G:11g:Nss1:Ntx2:2462;TX	Pass	AV	2.4638G	97.11	Inf	-Inf	30.85	3	H	259	1.75	-
2.4G:11g:Nss1:Ntx2:2462;TX	Pass	AV	2.4836G	49.61	54.00	-4.39	30.85	3	H	259	1.75	-
2.4G:11g:Nss1:Ntx2:2462;TX	Pass	AV	4.92046G	31.32	54.00	-22.68	3.43	3	H	298	1.71	-
2.4G:11g:Nss1:Ntx2:2462;TX	Pass	PK	2.4638G	109.58	Inf	-Inf	30.85	3	H	259	1.75	-
2.4G:11g:Nss1:Ntx2:2462;TX	Pass	PK	2.4836G	68.78	74.00	-5.22	30.85	3	H	259	1.75	-
2.4G:11g:Nss1:Ntx2:2462;TX	Pass	PK	4.92058G	45.84	74.00	-28.16	3.43	3	H	298	1.71	-
2.4G:11g:Nss1:Ntx2:2462;TX	Pass	AV	2.4608G	101.05	Inf	-Inf	30.86	3	V	139	1.32	-
2.4G:11g:Nss1:Ntx2:2462;TX	Pass	AV	2.485G	51.21	54.00	-2.79	30.85	3	V	139	1.32	-
2.4G:11g:Nss1:Ntx2:2462;TX	Pass	AV	4.92068G	31.39	54.00	-22.61	3.43	3	V	163	2.39	-
2.4G:11g:Nss1:Ntx2:2462;TX	Pass	PK	2.4602G	113.32	Inf	-Inf	30.86	3	V	139	1.32	-
2.4G:11g:Nss1:Ntx2:2462;TX	Pass	PK	2.485G	73.69	74.00	-0.31	30.85	3	V	139	1.32	-
2.4G:11g:Nss1:Ntx2:2462;TX	Pass	PK	4.9234G	45.52	74.00	-28.48	3.43	3	V	163	2.39	-
2.4G:VHT20:Nss1,(M0):Ntx2:2412;TX	Pass	AV	2.39G	46.84	54.00	-7.16	30.89	3	H	269	1.42	-
2.4G:VHT20:Nss1,(M0):Ntx2:2412;TX	Pass	AV	2.419G	99.15	Inf	-Inf	30.87	3	H	269	1.42	-
2.4G:VHT20:Nss1,(M0):Ntx2:2412;TX	Pass	AV	4.82512G	31.79	54.00	-22.21	3.26	3	H	78	1.90	-
2.4G:VHT20:Nss1,(M0):Ntx2:2412;TX	Pass	PK	2.389G	67.24	74.00	-6.76	30.89	3	H	269	1.42	-
2.4G:VHT20:Nss1,(M0):Ntx2:2412;TX	Pass	PK	2.4194G	110.19	Inf	-Inf	30.87	3	H	269	1.42	-
2.4G:VHT20:Nss1,(M0):Ntx2:2412;TX	Pass	PK	4.82264G	46.53	74.00	-27.47	3.25	3	H	78	1.90	-
2.4G:VHT20:Nss1,(M0):Ntx2:2412;TX	Pass	AV	2.3898G	52.74	54.00	-1.26	30.89	3	V	40	1.25	-
2.4G:VHT20:Nss1,(M0):Ntx2:2412;TX	Pass	AV	2.405G	102.46	Inf	-Inf	30.88	3	V	40	1.25	-
2.4G:VHT20:Nss1,(M0):Ntx2:2412;TX	Pass	AV	4.8203G	31.82	54.00	-22.18	3.25	3	V	114	1.30	-
2.4G:VHT20:Nss1,(M0):Ntx2:2412;TX	Pass	PK	2.3878G	73.83	74.00	-0.17	30.89	3	V	40	1.25	-
2.4G:VHT20:Nss1,(M0):Ntx2:2412;TX	Pass	PK	2.4048G	113.85	Inf	-Inf	30.88	3	V	40	1.25	-
2.4G:VHT20:Nss1,(M0):Ntx2:2412;TX	Pass	PK	4.82548G	45.32	74.00	-28.68	3.26	3	V	114	1.30	-
2.4G:VHT20:Nss1,(M0):Ntx2:2437;TX	Pass	AV	2.3886G	50.27	54.00	-3.73	30.89	3	H	259	1.38	-
2.4G:VHT20:Nss1,(M0):Ntx2:2437;TX	Pass	AV	2.4438G	104.29	Inf	-Inf	30.86	3	H	259	1.38	-
2.4G:VHT20:Nss1,(M0):Ntx2:2437;TX	Pass	AV	2.4838G	50.52	54.00	-3.48	30.85	3	H	259	1.38	-
2.4G:VHT20:Nss1,(M0):Ntx2:2437;TX	Pass	AV	4.82014G	31.79	54.00	-22.21	3.25	3	H	82	1.68	-
2.4G:VHT20:Nss1,(M0):Ntx2:2437;TX	Pass	PK	2.3858G	69.31	74.00	-4.69	30.89	3	H	259	1.38	-
2.4G:VHT20:Nss1,(M0):Ntx2:2437;TX	Pass	PK	2.4446G	115.79	Inf	-Inf	30.86	3	H	259	1.38	-
2.4G:VHT20:Nss1,(M0):Ntx2:2437;TX	Pass	PK	2.4854G	68.12	74.00	-5.88	30.85	3	H	259	1.38	-
2.4G:VHT20:Nss1,(M0):Ntx2:2437;TX	Pass	PK	4.82068G	45.44	74.00	-28.56	3.25	3	H	82	1.68	-
2.4G:VHT20:Nss1,(M0):Ntx2:2437;TX	Pass	AV	2.3898G	53.89	54.00	-0.11	30.89	3	V	43	1.20	-
2.4G:VHT20:Nss1,(M0):Ntx2:2437;TX	Pass	AV	2.4298G	108.54	Inf	-Inf	30.87	3	V	43	1.20	-
2.4G:VHT20:Nss1,(M0):Ntx2:2437;TX	Pass	AV	2.4854G	50.98	54.00	-3.02	30.85	3	V	43	1.20	-
2.4G:VHT20:Nss1,(M0):Ntx2:2437;TX	Pass	AV	4.82016G	31.80	54.00	-22.20	3.25	3	V	203	1.00	-
2.4G:VHT20:Nss1,(M0):Ntx2:2437;TX	Pass	PK	2.3874G	72.65	74.00	-1.35	30.89	3	V	43	1.20	-
2.4G:VHT20:Nss1,(M0):Ntx2:2437;TX	Pass	PK	2.4294G	119.79	Inf	-Inf	30.87	3	V	43	1.20	-
2.4G:VHT20:Nss1,(M0):Ntx2:2437;TX	Pass	PK	2.4878G	69.59	74.00	-4.41	30.84	3	V	43	1.20	-
2.4G:VHT20:Nss1,(M0):Ntx2:2437;TX	Pass	PK	4.82362G	45.84	74.00	-28.16	3.25	3	V	203	1.00	-
2.4G:VHT20:Nss1,(M0):Ntx2:2462;TX	Pass	AV	2.4674G	98.17	Inf	-Inf	30.85	3	H	259	1.34	-
2.4G:VHT20:Nss1,(M0):Ntx2:2462;TX	Pass	AV	2.4838G	48.91	54.00	-5.09	30.85	3	H	259	1.34	-
2.4G:VHT20:Nss1,(M0):Ntx2:2462;TX	Pass	AV	4.92042G	31.31	54.00	-22.69	3.43	3	H	21	2.12	-
2.4G:VHT20:Nss1,(M0):Ntx2:2462;TX	Pass	PK	2.4692G	109.20	Inf	-Inf	30.85	3	H	259	1.34	-
2.4G:VHT20:Nss1,(M0):Ntx2:2462;TX	Pass	PK	2.4854G	70.55	74.00	-3.45	30.85	3	H	259	1.34	-
2.4G:VHT20:Nss1,(M0):Ntx2:2462;TX	Pass	PK	4.92742G	45.25	74.00	-28.75	3.44	3	H	21	2.12	-
2.4G:VHT20:Nss1,(M0):Ntx2:2462;TX	Pass	AV	2.4606G	101.42	Inf	-Inf	30.86	3	V	360	2.50	-
2.4G:VHT20:Nss1,(M0):Ntx2:2462;TX	Pass	AV	2.4838G	53.74	54.00	-0.26	30.85	3	V	360	2.50	-
2.4G:VHT20:Nss1,(M0):Ntx2:2462;TX	Pass	AV	4.92072G	31.36	54.00	-22.64	3.43	3	V	125	1.95	-
2.4G:VHT20:Nss1,(M0):Ntx2:2462;TX	Pass	PK	2.4636G	111.58	Inf	-Inf	30.85	3	V	360	2.50	-
2.4G:VHT20:Nss1,(M0):Ntx2:2462;TX	Pass	PK	2.485G	72.78	74.00	-1.22	30.85	3	V	360	2.50	-



Mode	Result	Type	Freq (Hz)	Level (dBuV/m)	Limit (dBuV/m)	Margin (dB)	Factor (dB)	Dist (m)	Pol. (H/V)	Azimuth (°)	Height (m)	Comments
2.4G-VHT20:Nss1,(MO):Ntx2:2462:TX	Pass	PK	4.92844G	44.96	74.00	-29.04	3.44	3	V	125	1.95	-
2.4G-VHT40:Nss1,(MO):Ntx2:2422:TX	Pass	AV	2.39G	52.06	54.00	-1.94	30.89	3	H	261	1.35	-
2.4G-VHT40:Nss1,(MO):Ntx2:2422:TX	Pass	AV	2.4312G	95.93	Inf	-Inf	30.87	3	H	261	1.35	-
2.4G-VHT40:Nss1,(MO):Ntx2:2422:TX	Pass	AV	2.4964G	43.88	54.00	-10.12	30.84	3	H	261	1.35	-
2.4G-VHT40:Nss1,(MO):Ntx2:2422:TX	Pass	AV	4.92058G	31.32	54.00	-22.68	3.43	3	H	55	2.31	-
2.4G-VHT40:Nss1,(MO):Ntx2:2422:TX	Pass	PK	2.3892G	63.85	74.00	-10.15	30.89	3	H	261	1.35	-
2.4G-VHT40:Nss1,(MO):Ntx2:2422:TX	Pass	PK	2.4308G	105.24	Inf	-Inf	30.87	3	H	261	1.35	-
2.4G-VHT40:Nss1,(MO):Ntx2:2422:TX	Pass	PK	2.4852G	54.85	74.00	-19.15	30.85	3	H	261	1.35	-
2.4G-VHT40:Nss1,(MO):Ntx2:2422:TX	Pass	PK	4.92318G	45.42	74.00	-28.58	3.43	3	H	55	2.31	-
2.4G-VHT40:Nss1,(MO):Ntx2:2422:TX	Pass	AV	2.39G	53.86	54.00	-0.14	30.89	3	V	47	1.14	-
2.4G-VHT40:Nss1,(MO):Ntx2:2422:TX	Pass	AV	2.4312G	97.47	Inf	-Inf	30.87	3	V	47	1.14	-
2.4G-VHT40:Nss1,(MO):Ntx2:2422:TX	Pass	AV	2.496G	44.99	54.00	-9.01	30.84	3	V	47	1.14	-
2.4G-VHT40:Nss1,(MO):Ntx2:2422:TX	Pass	AV	4.92058G	31.37	54.00	-22.63	3.43	3	V	230	1.42	-
2.4G-VHT40:Nss1,(MO):Ntx2:2422:TX	Pass	PK	2.3892G	65.82	74.00	-8.18	30.89	3	V	47	1.14	-
2.4G-VHT40:Nss1,(MO):Ntx2:2422:TX	Pass	PK	2.432G	108.81	Inf	-Inf	30.87	3	V	47	1.14	-
2.4G-VHT40:Nss1,(MO):Ntx2:2422:TX	Pass	PK	2.486G	56.73	74.00	-17.27	30.85	3	V	47	1.14	-
2.4G-VHT40:Nss1,(MO):Ntx2:2422:TX	Pass	PK	4.9232G	45.30	74.00	-28.70	3.43	3	V	230	1.42	-
2.4G-VHT40:Nss1,(MO):Ntx2:2437:TX	Pass	AV	2.3878G	50.27	54.00	-3.73	30.89	3	H	261	1.46	-
2.4G-VHT40:Nss1,(MO):Ntx2:2437:TX	Pass	AV	2.425G	96.12	Inf	-Inf	30.87	3	H	261	1.46	-
2.4G-VHT40:Nss1,(MO):Ntx2:2437:TX	Pass	AV	2.4838G	47.63	54.00	-6.37	30.85	3	H	261	1.46	-
2.4G-VHT40:Nss1,(MO):Ntx2:2437:TX	Pass	AV	4.87804G	31.67	54.00	-22.33	3.35	3	H	104	1.32	-
2.4G-VHT40:Nss1,(MO):Ntx2:2437:TX	Pass	PK	2.3886G	68.08	74.00	-5.92	30.89	3	H	261	1.46	-
2.4G-VHT40:Nss1,(MO):Ntx2:2437:TX	Pass	PK	2.4254G	106.85	Inf	-Inf	30.87	3	H	261	1.46	-
2.4G-VHT40:Nss1,(MO):Ntx2:2437:TX	Pass	PK	2.4854G	65.79	74.00	-8.21	30.85	3	H	261	1.46	-
2.4G-VHT40:Nss1,(MO):Ntx2:2437:TX	Pass	PK	4.87432G	46.34	74.00	-27.66	3.34	3	H	104	1.32	-
2.4G-VHT40:Nss1,(MO):Ntx2:2437:TX	Pass	AV	2.3896G	53.59	54.00	-0.41	30.89	3	V	50	1.09	-
2.4G-VHT40:Nss1,(MO):Ntx2:2437:TX	Pass	AV	2.4274G	100.22	Inf	-Inf	30.87	3	V	50	1.09	-
2.4G-VHT40:Nss1,(MO):Ntx2:2437:TX	Pass	AV	2.4838G	50.72	54.00	-3.28	30.85	3	V	50	1.09	-
2.4G-VHT40:Nss1,(MO):Ntx2:2437:TX	Pass	AV	4.8785G	31.66	54.00	-22.34	3.35	3	V	60	1.30	-
2.4G-VHT40:Nss1,(MO):Ntx2:2437:TX	Pass	PK	2.389G	72.84	74.00	-1.16	30.89	3	V	50	1.09	-
2.4G-VHT40:Nss1,(MO):Ntx2:2437:TX	Pass	PK	2.4268G	110.90	Inf	-Inf	30.87	3	V	50	1.09	-
2.4G-VHT40:Nss1,(MO):Ntx2:2437:TX	Pass	PK	2.4856G	68.30	74.00	-5.70	30.85	3	V	50	1.09	-
2.4G-VHT40:Nss1,(MO):Ntx2:2437:TX	Pass	PK	4.8781G	45.90	74.00	-28.10	3.35	3	V	60	1.30	-
2.4G-VHT40:Nss1,(MO):Ntx2:2452:TX	Pass	AV	2.3816G	44.11	54.00	-9.89	30.89	3	H	259	1.38	-
2.4G-VHT40:Nss1,(MO):Ntx2:2452:TX	Pass	AV	2.44G	95.92	Inf	-Inf	30.86	3	H	259	1.38	-
2.4G-VHT40:Nss1,(MO):Ntx2:2452:TX	Pass	AV	2.4836G	49.02	54.00	-4.98	30.85	3	H	259	1.38	-
2.4G-VHT40:Nss1,(MO):Ntx2:2452:TX	Pass	AV	4.90008G	31.64	54.00	-22.36	3.39	3	H	69	1.35	-
2.4G-VHT40:Nss1,(MO):Ntx2:2452:TX	Pass	PK	2.3888G	57.74	74.00	-16.26	30.89	3	H	259	1.38	-
2.4G-VHT40:Nss1,(MO):Ntx2:2452:TX	Pass	PK	2.4404G	106.67	Inf	-Inf	30.86	3	H	259	1.38	-
2.4G-VHT40:Nss1,(MO):Ntx2:2452:TX	Pass	PK	2.484G	65.52	74.00	-8.48	30.85	3	H	259	1.38	-
2.4G-VHT40:Nss1,(MO):Ntx2:2452:TX	Pass	PK	4.90318G	45.40	74.00	-28.60	3.40	3	H	69	1.35	-
2.4G-VHT40:Nss1,(MO):Ntx2:2452:TX	Pass	AV	2.3844G	45.68	54.00	-8.32	30.89	3	V	48	1.08	-
2.4G-VHT40:Nss1,(MO):Ntx2:2452:TX	Pass	AV	2.4416G	97.96	Inf	-Inf	30.86	3	V	48	1.08	-
2.4G-VHT40:Nss1,(MO):Ntx2:2452:TX	Pass	AV	2.4836G	52.52	54.00	-1.48	30.85	3	V	48	1.08	-
2.4G-VHT40:Nss1,(MO):Ntx2:2452:TX	Pass	AV	4.90032G	31.60	54.00	-22.40	3.39	3	V	11	1.31	-
2.4G-VHT40:Nss1,(MO):Ntx2:2452:TX	Pass	PK	2.39G	61.00	74.00	-13.00	30.89	3	V	48	1.08	-
2.4G-VHT40:Nss1,(MO):Ntx2:2452:TX	Pass	PK	2.442G	109.87	Inf	-Inf	30.86	3	V	48	1.08	-
2.4G-VHT40:Nss1,(MO):Ntx2:2452:TX	Pass	PK	2.484G	71.81	74.00	-2.19	30.85	3	V	48	1.08	-
2.4G-VHT40:Nss1,(MO):Ntx2:2452:TX	Pass	PK	4.90376G	45.00	74.00	-29.00	3.40	3	V	11	1.31	-
2.4G-VHT20,BF:Nss1,(MO):Ntx2:2412:TX	Pass	AV	2.39G	49.12	54.00	-4.88	30.89	3	H	257	2.83	-
2.4G-VHT20,BF:Nss1,(MO):Ntx2:2412:TX	Pass	AV	2.409G	97.61	Inf	-Inf	30.88	3	H	257	2.83	-
2.4G-VHT20,BF:Nss1,(MO):Ntx2:2412:TX	Pass	AV	4.82292G	31.86	54.00	-22.14	3.25	3	H	288	2.34	-
2.4G-VHT20,BF:Nss1,(MO):Ntx2:2412:TX	Pass	PK	2.3886G	70.84	74.00	-3.16	30.89	3	H	257	2.83	-
2.4G-VHT20,BF:Nss1,(MO):Ntx2:2412:TX	Pass	PK	2.4086G	108.04	Inf	-Inf	30.88	3	H	257	2.83	-
2.4G-VHT20,BF:Nss1,(MO):Ntx2:2412:TX	Pass	PK	4.82324G	44.76	74.00	-29.24	3.25	3	H	288	2.34	-
2.4G-VHT20,BF:Nss1,(MO):Ntx2:2412:TX	Pass	AV	2.39G	52.17	54.00	-1.83	30.89	3	V	171	1.50	-
2.4G-VHT20,BF:Nss1,(MO):Ntx2:2412:TX	Pass	AV	2.4142G	105.03	Inf	-Inf	30.87	3	V	171	1.50	-
2.4G-VHT20,BF:Nss1,(MO):Ntx2:2412:TX	Pass	AV	4.82436G	31.77	54.00	-22.23	3.25	3	V	285	1.57	-
2.4G-VHT20,BF:Nss1,(MO):Ntx2:2412:TX	Pass	PK	2.3896G	73.47	74.00	-0.53	30.89	3	V	171	1.50	-
2.4G-VHT20,BF:Nss1,(MO):Ntx2:2412:TX	Pass	PK	2.4094G	112.81	Inf	-Inf	30.88	3	V	171	1.50	-
2.4G-VHT20,BF:Nss1,(MO):Ntx2:2412:TX	Pass	PK	4.83284G	44.88	74.00	-29.12	3.27	3	V	285	1.57	-
2.4G-VHT20,BF:Nss1,(MO):Ntx2:2437:TX	Pass	AV	2.389G	47.06	54.00	-6.94	30.89	3	H	265	1.60	-



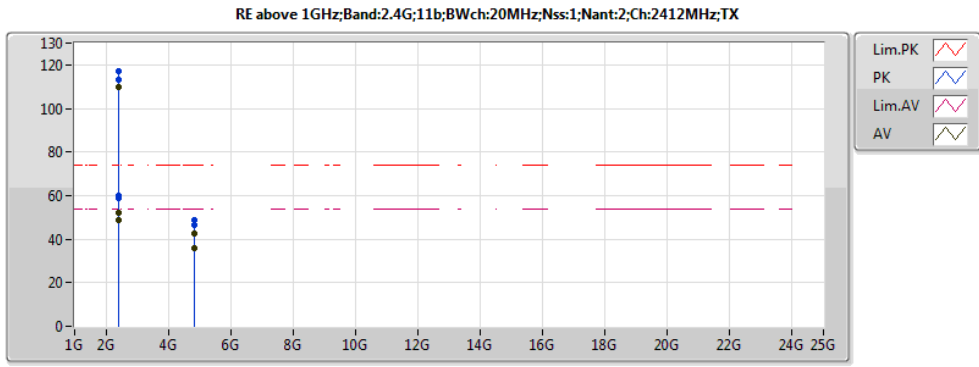
RSE above 1GHz Result

Mode	Result	Type	Freq (Hz)	Level (dBuV/m)	Limit (dBuV/m)	Margin (dB)	Factor (dB)	Dist (m)	Pol. (H/V)	Azimuth (°)	Height (m)	Comments
2.4G:VHT20,BF:Nss1,(M0):Ntx2:2437;TX	Pass	AV	2.435G	110.32	Inf	-Inf	30.87	3	H	265	1.60	-
2.4G:VHT20,BF:Nss1,(M0):Ntx2:2437;TX	Pass	AV	2.4862G	46.87	54.00	-7.13	30.85	3	H	265	1.60	-
2.4G:VHT20,BF:Nss1,(M0):Ntx2:2437;TX	Pass	AV	4.87944G	31.44	54.00	-22.56	3.35	3	H	162	1.85	-
2.4G:VHT20,BF:Nss1,(M0):Ntx2:2437;TX	Pass	AV	7.31204G	36.79	54.00	-17.21	8.31	3	H	175	1.17	-
2.4G:VHT20,BF:Nss1,(M0):Ntx2:2437;TX	Pass	PK	2.3866G	63.57	74.00	-10.43	30.89	3	H	265	1.60	-
2.4G:VHT20,BF:Nss1,(M0):Ntx2:2437;TX	Pass	PK	2.4422G	112.85	Inf	-Inf	30.86	3	H	265	1.60	-
2.4G:VHT20,BF:Nss1,(M0):Ntx2:2437;TX	Pass	PK	2.4854G	59.84	74.00	-14.16	30.85	3	H	265	1.60	-
2.4G:VHT20,BF:Nss1,(M0):Ntx2:2437;TX	Pass	PK	4.8652G	44.55	74.00	-29.45	3.33	3	H	162	1.85	-
2.4G:VHT20,BF:Nss1,(M0):Ntx2:2437;TX	Pass	PK	7.30964G	50.20	74.00	-23.80	8.30	3	H	175	1.17	-
2.4G:VHT20,BF:Nss1,(M0):Ntx2:2437;TX	Pass	AV	2.3898G	49.95	54.00	-4.05	30.89	3	V	53	1.01	-
2.4G:VHT20,BF:Nss1,(M0):Ntx2:2437;TX	Pass	AV	2.4346G	106.10	Inf	-Inf	30.87	3	V	53	1.01	-
2.4G:VHT20,BF:Nss1,(M0):Ntx2:2437;TX	Pass	AV	2.4962G	47.92	54.00	-6.08	30.84	3	V	53	1.01	-
2.4G:VHT20,BF:Nss1,(M0):Ntx2:2437;TX	Pass	AV	4.8656G	31.47	54.00	-22.53	3.33	3	V	107	1.65	-
2.4G:VHT20,BF:Nss1,(M0):Ntx2:2437;TX	Pass	AV	7.31892G	36.85	54.00	-17.15	8.33	3	V	110	1.63	-
2.4G:VHT20,BF:Nss1,(M0):Ntx2:2437;TX	Pass	PK	2.385G	66.07	74.00	-7.93	30.89	3	V	53	1.01	-
2.4G:VHT20,BF:Nss1,(M0):Ntx2:2437;TX	Pass	PK	2.4346G	116.36	Inf	-Inf	30.87	3	V	53	1.01	-
2.4G:VHT20,BF:Nss1,(M0):Ntx2:2437;TX	Pass	PK	2.485G	63.02	74.00	-10.98	30.85	3	V	53	1.01	-
2.4G:VHT20,BF:Nss1,(M0):Ntx2:2437;TX	Pass	PK	4.88272G	44.81	74.00	-29.19	3.36	3	V	107	1.65	-
2.4G:VHT20,BF:Nss1,(M0):Ntx2:2437;TX	Pass	PK	7.31996G	50.71	74.00	-23.29	8.33	3	V	110	1.63	-
2.4G:VHT20,BF:Nss1,(M0):Ntx2:2462;TX	Pass	AV	2.4544G	95.01	Inf	-Inf	30.86	3	H	266	1.07	-
2.4G:VHT20,BF:Nss1,(M0):Ntx2:2462;TX	Pass	AV	2.4836G	49.40	54.00	-4.60	30.85	3	H	266	1.07	-
2.4G:VHT20,BF:Nss1,(M0):Ntx2:2462;TX	Pass	AV	4.93432G	31.89	54.00	-22.11	3.45	3	H	215	2.00	-
2.4G:VHT20,BF:Nss1,(M0):Ntx2:2462;TX	Pass	AV	7.40192G	37.37	54.00	-16.63	8.59	3	H	264	2.26	-
2.4G:VHT20,BF:Nss1,(M0):Ntx2:2462;TX	Pass	PK	2.4588G	108.70	Inf	-Inf	30.86	3	H	266	1.07	-
2.4G:VHT20,BF:Nss1,(M0):Ntx2:2462;TX	Pass	PK	2.484G	70.33	74.00	-3.67	30.85	3	H	266	1.07	-
2.4G:VHT20,BF:Nss1,(M0):Ntx2:2462;TX	Pass	PK	4.93768G	45.85	74.00	-28.15	3.46	3	H	215	2.00	-
2.4G:VHT20,BF:Nss1,(M0):Ntx2:2462;TX	Pass	PK	7.38816G	50.59	74.00	-23.41	8.55	3	H	264	2.26	-
2.4G:VHT20,BF:Nss1,(M0):Ntx2:2462;TX	Pass	AV	2.4644G	108.83	Inf	-Inf	30.85	3	V	46	1.30	-
2.4G:VHT20,BF:Nss1,(M0):Ntx2:2462;TX	Pass	AV	2.4836G	51.65	54.00	-2.35	30.85	3	V	46	1.30	-
2.4G:VHT20,BF:Nss1,(M0):Ntx2:2462;TX	Pass	AV	4.92184G	31.04	54.00	-22.96	3.43	3	V	146	2.24	-
2.4G:VHT20,BF:Nss1,(M0):Ntx2:2462;TX	Pass	AV	7.38928G	37.30	54.00	-16.70	8.56	3	V	236	1.40	-
2.4G:VHT20,BF:Nss1,(M0):Ntx2:2462;TX	Pass	PK	2.46G	112.78	Inf	-Inf	30.86	3	V	46	1.30	-
2.4G:VHT20,BF:Nss1,(M0):Ntx2:2462;TX	Pass	PK	2.4836G	73.94	74.00	-0.06	30.85	3	V	46	1.30	-
2.4G:VHT20,BF:Nss1,(M0):Ntx2:2462;TX	Pass	PK	4.91248G	45.06	74.00	-28.94	3.41	3	V	146	2.24	-
2.4G:VHT20,BF:Nss1,(M0):Ntx2:2462;TX	Pass	PK	7.39736G	50.79	74.00	-23.21	8.58	3	V	236	1.40	-
2.4G:VHT40,BF:Nss1,(M0):Ntx2:2422;TX	Pass	AV	2.388G	47.72	54.00	-6.28	30.89	3	H	77	2.88	-
2.4G:VHT40,BF:Nss1,(M0):Ntx2:2422;TX	Pass	AV	2.4352G	87.10	Inf	-Inf	30.87	3	H	77	2.88	-
2.4G:VHT40,BF:Nss1,(M0):Ntx2:2422;TX	Pass	AV	2.4872G	46.43	54.00	-7.57	30.85	3	H	77	2.88	-
2.4G:VHT40,BF:Nss1,(M0):Ntx2:2422;TX	Pass	AV	4.84032G	32.24	54.00	-21.76	3.28	3	H	322	1.55	-
2.4G:VHT40,BF:Nss1,(M0):Ntx2:2422;TX	Pass	PK	2.3812G	61.79	74.00	-12.21	30.89	3	H	77	2.88	-
2.4G:VHT40,BF:Nss1,(M0):Ntx2:2422;TX	Pass	PK	2.4168G	97.92	Inf	-Inf	30.87	3	H	77	2.88	-
2.4G:VHT40,BF:Nss1,(M0):Ntx2:2422;TX	Pass	PK	2.4904G	58.31	74.00	-15.69	30.84	3	H	77	2.88	-
2.4G:VHT40,BF:Nss1,(M0):Ntx2:2422;TX	Pass	PK	4.82856G	45.60	74.00	-28.40	3.26	3	H	322	1.55	-
2.4G:VHT40,BF:Nss1,(M0):Ntx2:2422;TX	Pass	AV	2.39G	53.95	54.00	-0.05	30.89	3	V	167	1.50	-
2.4G:VHT40,BF:Nss1,(M0):Ntx2:2422;TX	Pass	AV	2.4108G	97.19	Inf	-Inf	30.88	3	V	167	1.50	-
2.4G:VHT40,BF:Nss1,(M0):Ntx2:2422;TX	Pass	AV	2.496G	46.64	54.00	-7.36	30.84	3	V	167	1.50	-
2.4G:VHT40,BF:Nss1,(M0):Ntx2:2422;TX	Pass	AV	4.8504G	32.14	54.00	-21.86	3.30	3	V	319	1.69	-
2.4G:VHT40,BF:Nss1,(M0):Ntx2:2422;TX	Pass	PK	2.39G	70.88	74.00	-3.12	30.89	3	V	167	1.50	-
2.4G:VHT40,BF:Nss1,(M0):Ntx2:2422;TX	Pass	PK	2.414G	111.54	Inf	-Inf	30.87	3	V	167	1.50	-
2.4G:VHT40,BF:Nss1,(M0):Ntx2:2422;TX	Pass	PK	2.4856G	60.99	74.00	-13.01	30.85	3	V	167	1.50	-
2.4G:VHT40,BF:Nss1,(M0):Ntx2:2422;TX	Pass	PK	4.8612G	45.37	74.00	-28.63	3.32	3	V	319	1.69	-
2.4G:VHT40,BF:Nss1,(M0):Ntx2:2437;TX	Pass	AV	2.3898G	50.02	54.00	-3.98	30.89	3	H	260	1.19	-
2.4G:VHT40,BF:Nss1,(M0):Ntx2:2437;TX	Pass	AV	2.425G	106.90	Inf	-Inf	30.87	3	H	260	1.19	-
2.4G:VHT40,BF:Nss1,(M0):Ntx2:2437;TX	Pass	AV	2.485G	48.99	54.00	-5.01	30.85	3	H	260	1.19	-
2.4G:VHT40,BF:Nss1,(M0):Ntx2:2437;TX	Pass	AV	4.854G	33.59	54.00	-20.41	3.31	3	H	136	2.25	-
2.4G:VHT40,BF:Nss1,(M0):Ntx2:2437;TX	Pass	AV	7.32684G	37.27	54.00	-16.73	8.36	3	H	169	1.34	-
2.4G:VHT40,BF:Nss1,(M0):Ntx2:2437;TX	Pass	PK	2.389G	68.56	74.00	-5.44	30.89	3	H	260	1.19	-
2.4G:VHT40,BF:Nss1,(M0):Ntx2:2437;TX	Pass	PK	2.4418G	106.66	Inf	-Inf	30.86	3	H	260	1.19	-
2.4G:VHT40,BF:Nss1,(M0):Ntx2:2437;TX	Pass	PK	2.485G	69.11	74.00	-4.89	30.85	3	H	260	1.19	-
2.4G:VHT40,BF:Nss1,(M0):Ntx2:2437;TX	Pass	PK	4.86464G	45.08	74.00	-28.92	3.33	3	H	136	2.25	-
2.4G:VHT40,BF:Nss1,(M0):Ntx2:2437;TX	Pass	PK	7.30412G	50.50	74.00	-23.50	8.28	3	H	169	1.34	-
2.4G:VHT40,BF:Nss1,(M0):Ntx2:2437;TX	Pass	AV	2.3898G	53.88	54.00	-0.12	30.89	3	V	48	1.49	-



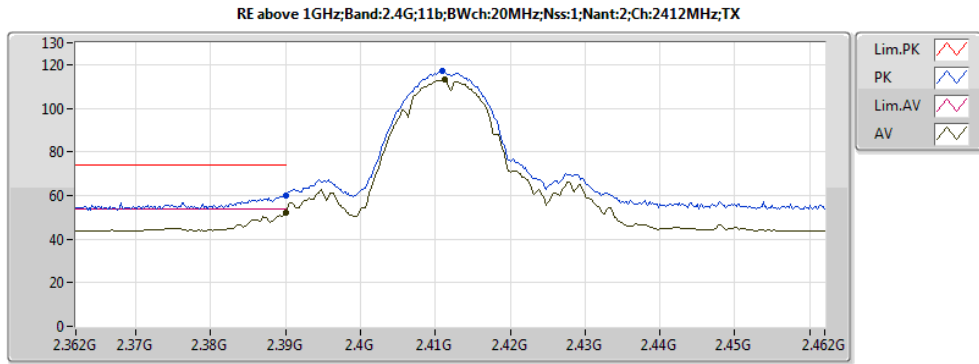
RSE above 1GHz Result

Mode	Result	Type	Freq (Hz)	Level (dBuV/m)	Limit (dBuV/m)	Margin (dB)	Factor (dB)	Dist (m)	Pol. (H/V)	Azimuth (°)	Height (m)	Comments
2.4G:VHT40,BF:Nss1,(M0):Ntx2:2437;TX	Pass	AV	2.4306G	98.16	Inf	-Inf	30.87	3	V	48	1.49	-
2.4G:VHT40,BF:Nss1,(M0):Ntx2:2437;TX	Pass	AV	2.4842G	50.05	54.00	-3.95	30.85	3	V	48	1.49	-
2.4G:VHT40,BF:Nss1,(M0):Ntx2:2437;TX	Pass	AV	4.854G	33.47	54.00	-20.53	3.31	3	V	98	2.40	-
2.4G:VHT40,BF:Nss1,(M0):Ntx2:2437;TX	Pass	AV	7.3294G	37.19	54.00	-16.81	8.36	3	V	196	1.17	-
2.4G:VHT40,BF:Nss1,(M0):Ntx2:2437;TX	Pass	PK	2.3898G	72.54	74.00	-1.46	30.89	3	V	48	1.49	-
2.4G:VHT40,BF:Nss1,(M0):Ntx2:2437;TX	Pass	PK	2.4322G	112.66	Inf	-Inf	30.87	3	V	48	1.49	-
2.4G:VHT40,BF:Nss1,(M0):Ntx2:2437;TX	Pass	PK	2.4858G	67.47	74.00	-6.53	30.85	3	V	48	1.49	-
2.4G:VHT40,BF:Nss1,(M0):Ntx2:2437;TX	Pass	PK	4.8588G	45.45	74.00	-28.55	3.32	3	V	98	2.40	-
2.4G:VHT40,BF:Nss1,(M0):Ntx2:2437;TX	Pass	PK	7.32196G	51.38	74.00	-22.62	8.34	3	V	196	1.17	-
2.4G:VHT40,BF:Nss1,(M0):Ntx2:2452;TX	Pass	AV	2.3816G	44.11	54.00	-9.89	30.89	3	H	259	1.38	-
2.4G:VHT40,BF:Nss1,(M0):Ntx2:2452;TX	Pass	AV	2.44G	95.92	Inf	-Inf	30.86	3	H	259	1.38	-
2.4G:VHT40,BF:Nss1,(M0):Ntx2:2452;TX	Pass	AV	2.4836G	49.02	54.00	-4.98	30.85	3	H	259	1.38	-
2.4G:VHT40,BF:Nss1,(M0):Ntx2:2452;TX	Pass	AV	4.90008G	31.64	54.00	-22.36	3.39	3	H	69	1.35	-
2.4G:VHT40,BF:Nss1,(M0):Ntx2:2452;TX	Pass	PK	2.3888G	57.74	74.00	-16.26	30.89	3	H	259	1.38	-
2.4G:VHT40,BF:Nss1,(M0):Ntx2:2452;TX	Pass	PK	2.4404G	106.67	Inf	-Inf	30.86	3	H	259	1.38	-
2.4G:VHT40,BF:Nss1,(M0):Ntx2:2452;TX	Pass	PK	2.484G	65.52	74.00	-8.48	30.85	3	H	259	1.38	-
2.4G:VHT40,BF:Nss1,(M0):Ntx2:2452;TX	Pass	PK	4.90318G	45.40	74.00	-28.60	3.40	3	H	69	1.35	-
2.4G:VHT40,BF:Nss1,(M0):Ntx2:2452;TX	Pass	AV	2.3844G	45.68	54.00	-8.32	30.89	3	V	48	1.08	-
2.4G:VHT40,BF:Nss1,(M0):Ntx2:2452;TX	Pass	AV	2.4416G	97.96	Inf	-Inf	30.86	3	V	48	1.08	-
2.4G:VHT40,BF:Nss1,(M0):Ntx2:2452;TX	Pass	AV	2.4836G	52.52	54.00	-1.48	30.85	3	V	48	1.08	-
2.4G:VHT40,BF:Nss1,(M0):Ntx2:2452;TX	Pass	AV	4.90032G	31.60	54.00	-22.40	3.39	3	V	11	1.31	-
2.4G:VHT40,BF:Nss1,(M0):Ntx2:2452;TX	Pass	PK	2.39G	61.00	74.00	-13.00	30.89	3	V	48	1.08	-
2.4G:VHT40,BF:Nss1,(M0):Ntx2:2452;TX	Pass	PK	2.442G	109.87	Inf	-Inf	30.86	3	V	48	1.08	-
2.4G:VHT40,BF:Nss1,(M0):Ntx2:2452;TX	Pass	PK	2.484G	71.81	74.00	-2.19	30.85	3	V	48	1.08	-
2.4G:VHT40,BF:Nss1,(M0):Ntx2:2452;TX	Pass	PK	4.90376G	45.00	74.00	-29.00	3.40	3	V	11	1.31	-



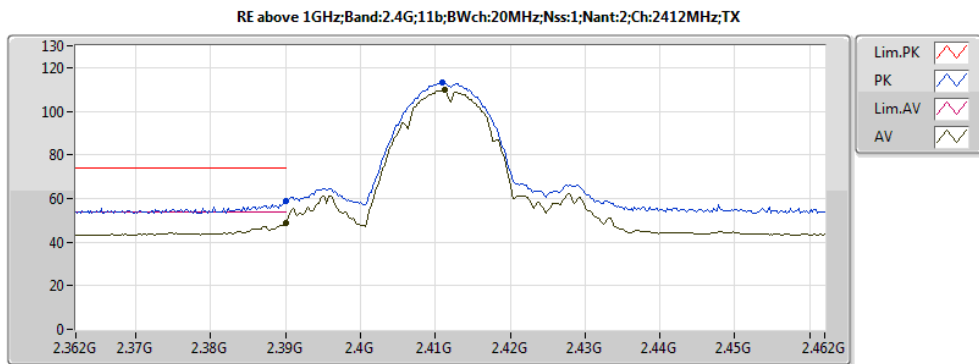
20160919
setting:20
EUT-Z 2TX
Non-TXBF

Type	Freq(Hz)	Level(dBuV/m)	Limit(dBuV/m)	Margin(dB)	Factor(dB)	Dist(m)	Pol.(H/V)	Azimuth(°)	Height(m)	Comments
AV	2.39G	48.75	54.00	-5.25	30.89	3	H	268	1.23	-
AV	2.4112G	109.56	Inf	-Inf	30.88	3	H	268	1.23	-
AV	4.82394G	35.63	54.00	-18.37	3.25	3	H	147	1.46	-
PK	2.39G	58.66	74.00	-15.34	30.89	3	H	268	1.23	-
PK	2.411G	113.31	Inf	-Inf	30.88	3	H	268	1.23	-
PK	4.823956G	46.32	74.00	-27.68	3.25	3	H	147	1.46	-
AV	2.39G	52.11	54.00	-1.89	30.89	3	V	62	1.50	-
AV	2.4112G	113.15	Inf	-Inf	30.88	3	V	62	1.50	-
AV	4.823928G	42.34	54.00	-11.66	3.25	3	V	223	1.03	-
PK	2.39G	59.86	74.00	-14.14	30.89	3	V	62	1.50	-
PK	2.411G	116.94	Inf	-Inf	30.88	3	V	62	1.50	-
PK	4.823996G	48.51	74.00	-25.49	3.25	3	V	223	1.03	-



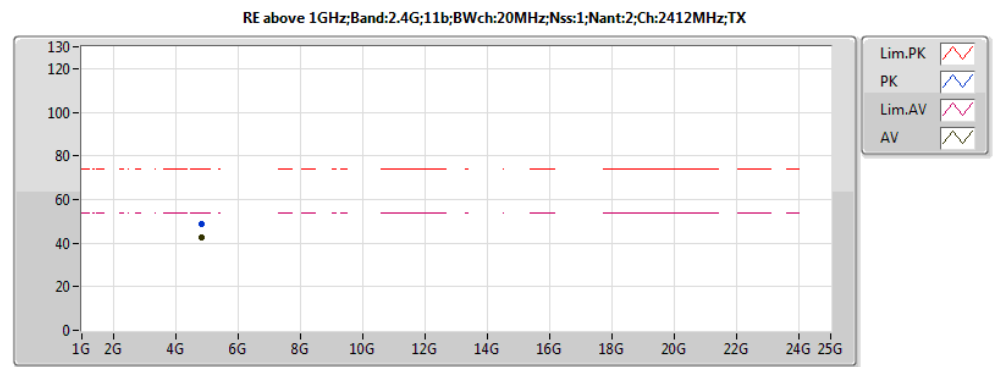
20160919
setting:20
EUT-Z 2TX
Non-TXBF

Type	Freq(Hz)	Level(dBuV/m)	Limit(dBuV/m)	Margin(dB)	Factor(dB)	Dist(m)	Pol.(H/V)	Azimuth(°)	Height(m)	Comments
AV	2.39G	52.11	54.00	-1.89	30.89	3	V	62	1.50	-
AV	2.4112G	113.15	Inf	-Inf	30.88	3	V	62	1.50	-
PK	2.39G	59.86	74.00	-14.14	30.89	3	V	62	1.50	-
PK	2.411G	116.94	Inf	-Inf	30.88	3	V	62	1.50	-



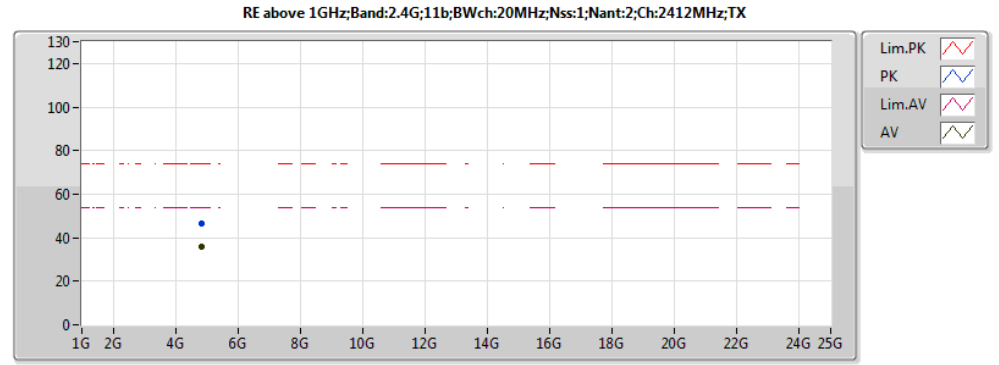
20160919
setting:20
EUT-Z 2TX
Non-TXBF

Type	Freq(Hz)	Level(dBuV/m)	Limit(dBuV/m)	Margin(dB)	Factor(dB)	Dist(m)	Pol.(H/V)	Azimuth(°)	Height(m)	Comments
AV	2.39G	48.75	54.00	-5.25	30.89	3	H	268	1.23	-
AV	2.4112G	109.56	Inf	-Inf	30.88	3	H	268	1.23	-
PK	2.39G	58.66	74.00	-15.34	30.89	3	H	268	1.23	-
PK	2.411G	113.31	Inf	-Inf	30.88	3	H	268	1.23	-



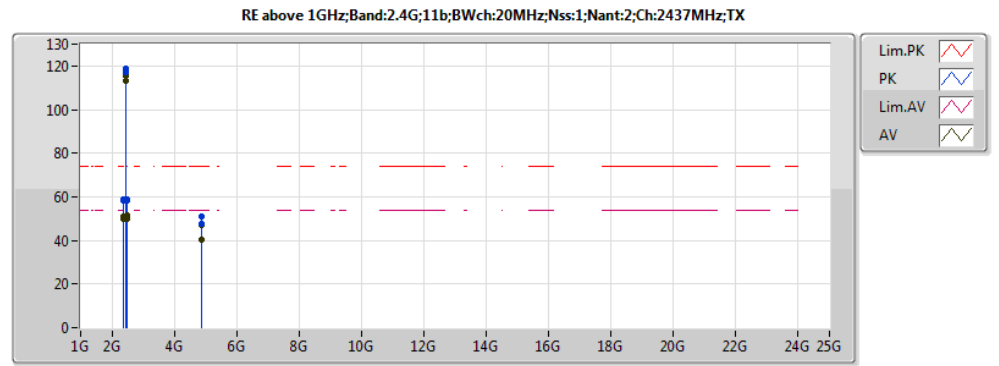
20160919
setting:20
EUT-Z 2TX
Non-TXBF

Type	Freq(Hz)	Level(dBuV/m)	Limit(dBuV/m)	Margin(dB)	Factor(dB)	Dist(m)	Pol.(H/V)	Azimuth(°)	Height(m)	Comments
AV	4.823928G	42.34	54.00	-11.66	3.25	3	V	223	1.03	-
PK	4.823996G	48.51	74.00	-25.49	3.25	3	V	223	1.03	-



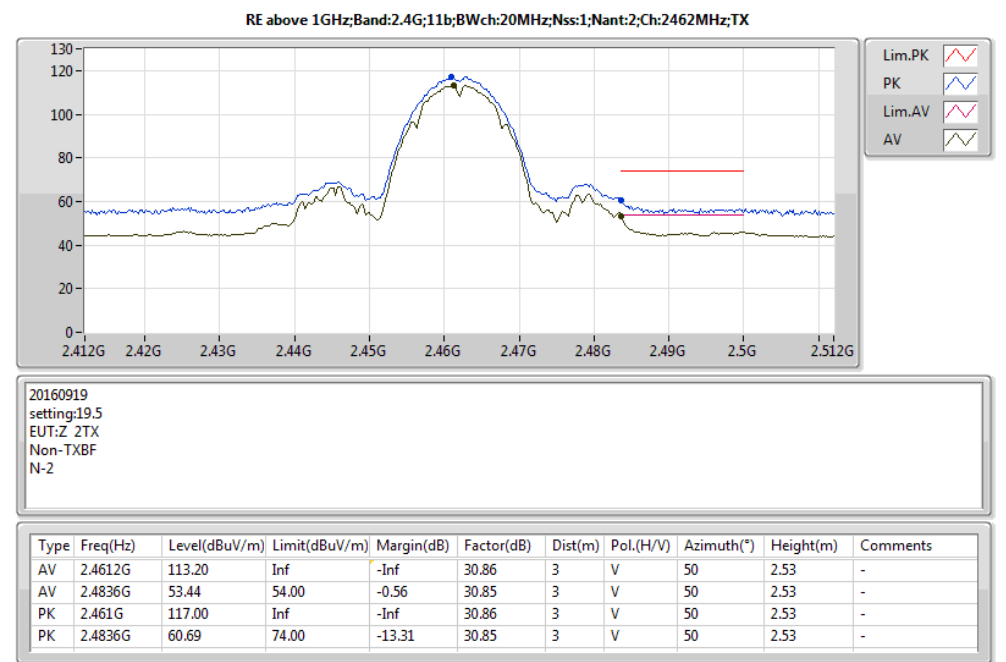
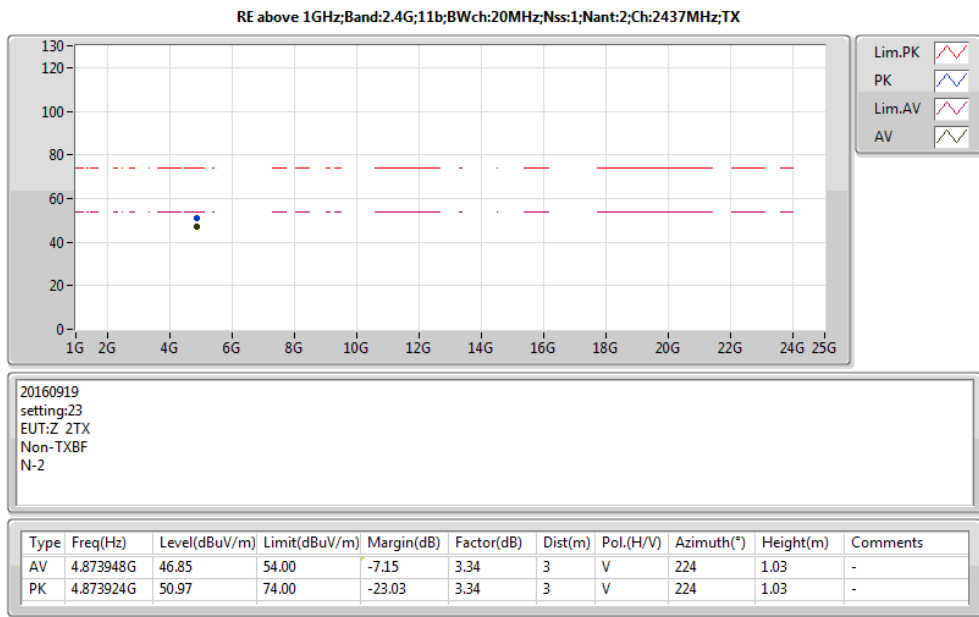
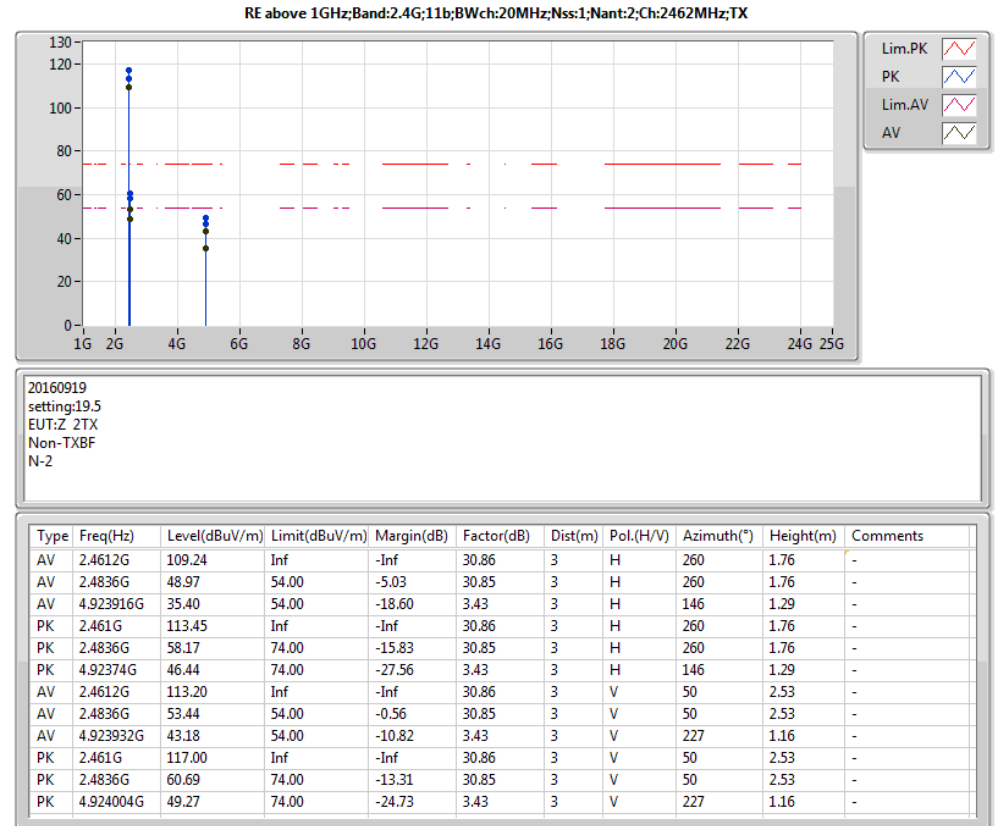
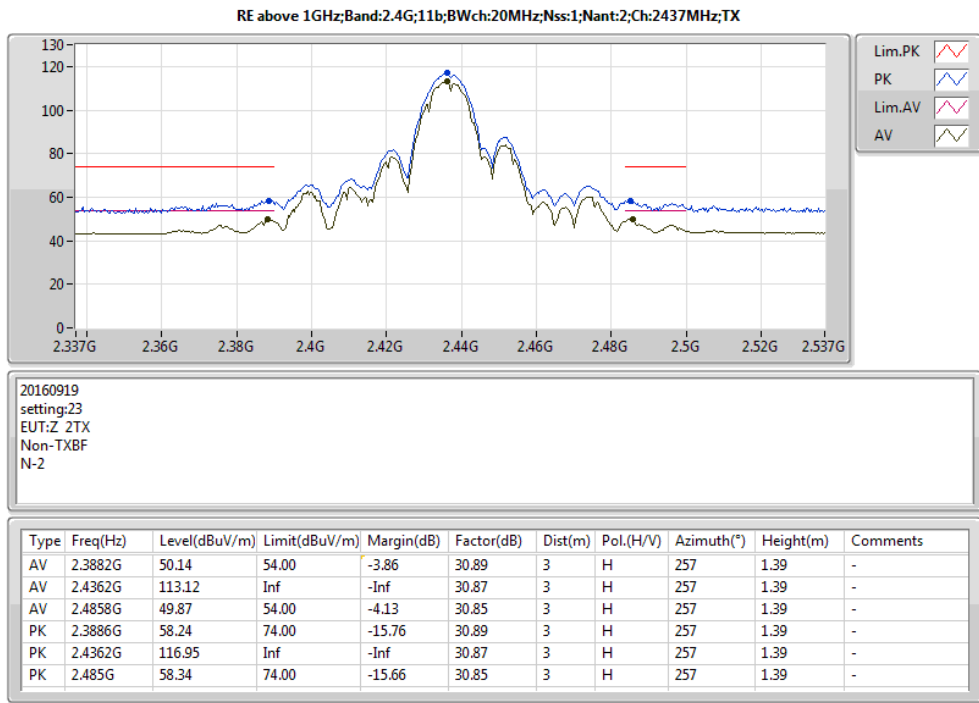
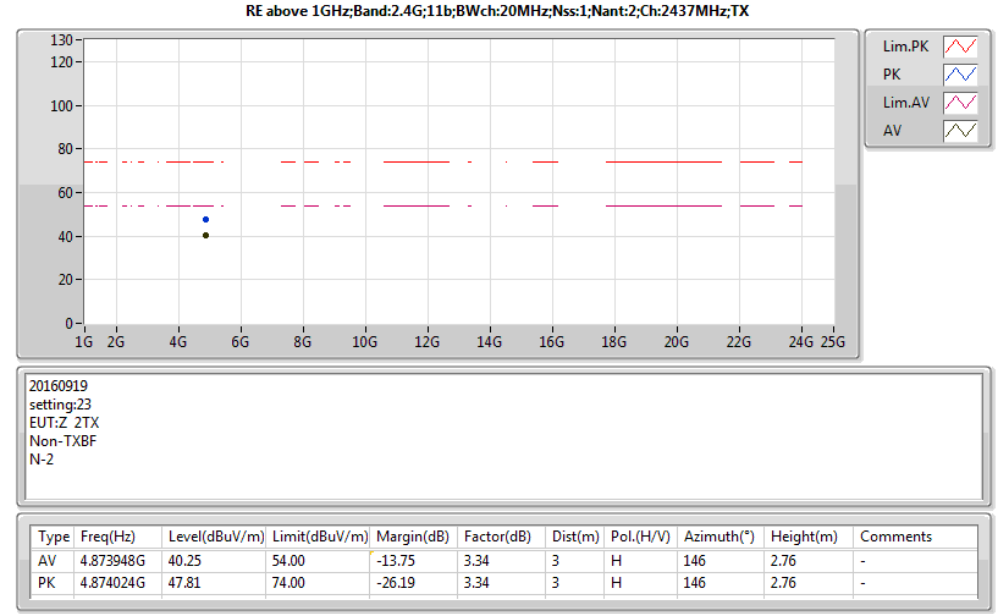
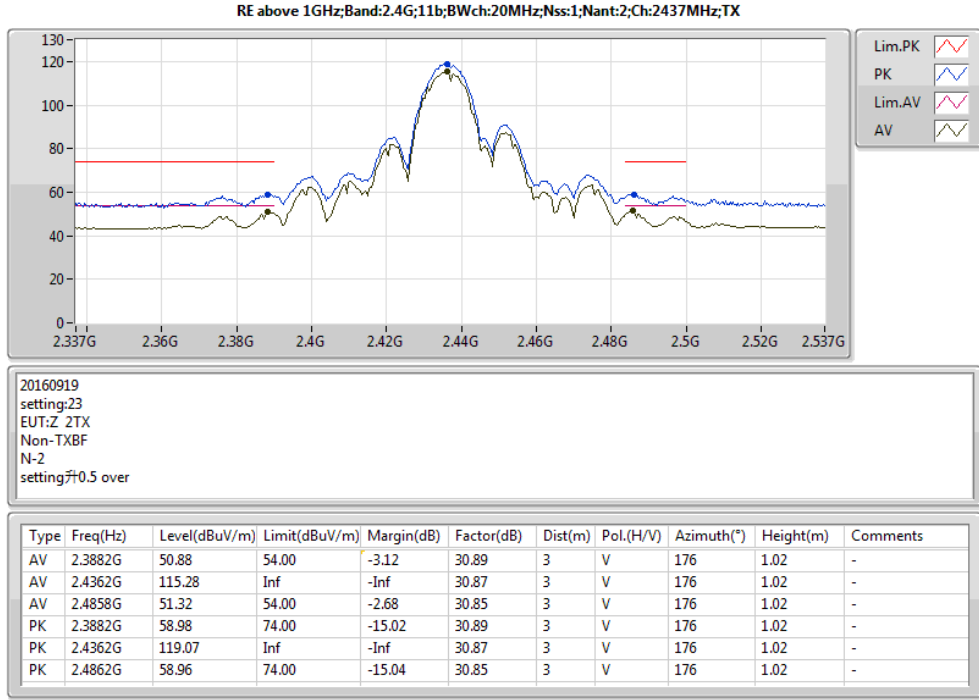
20160919
setting:20
EUT-Z 2TX
Non-TXBF

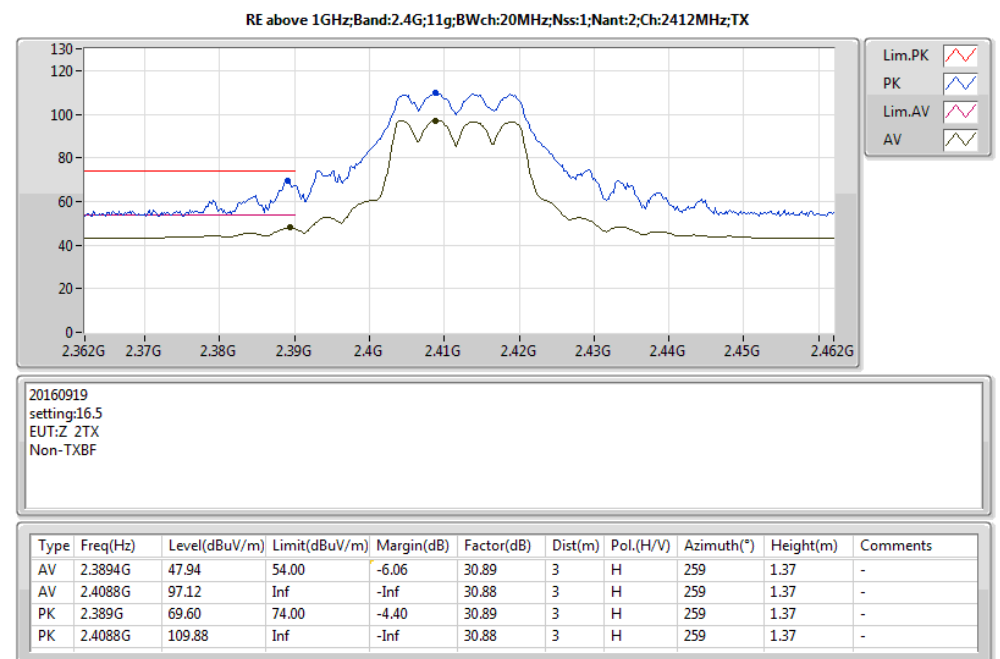
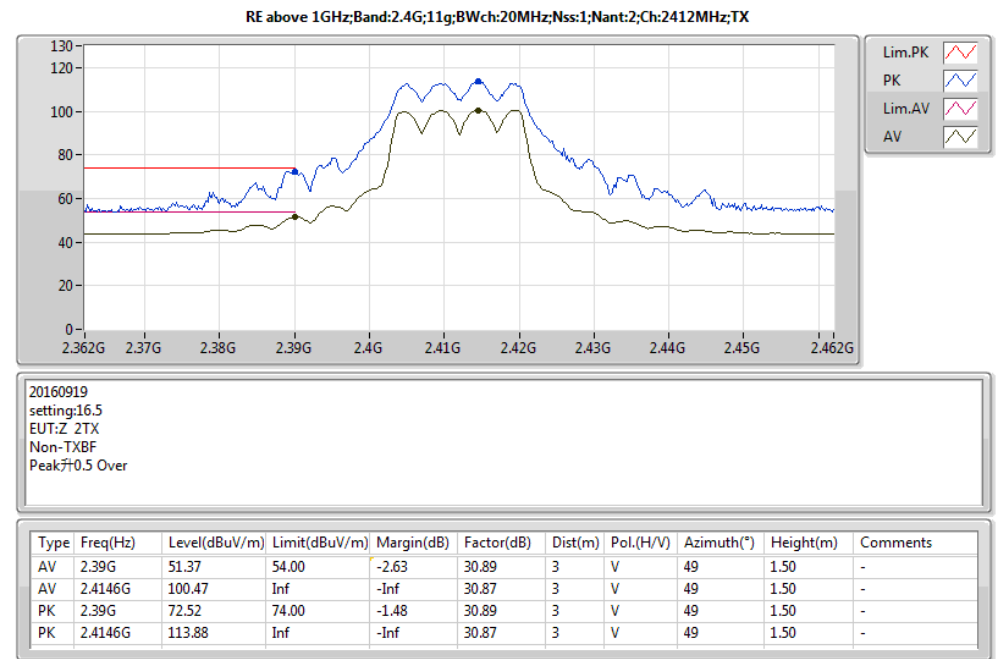
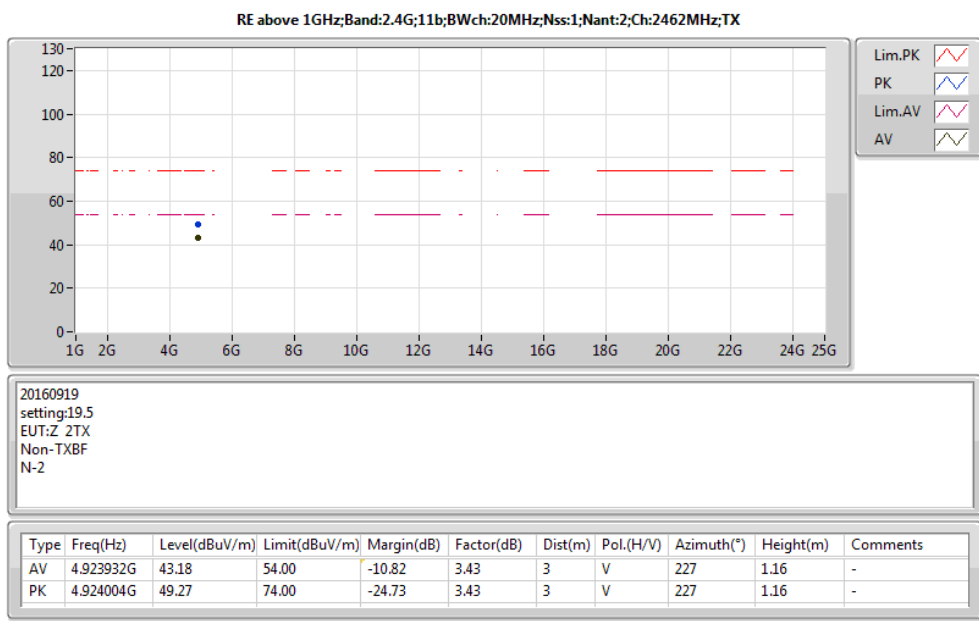
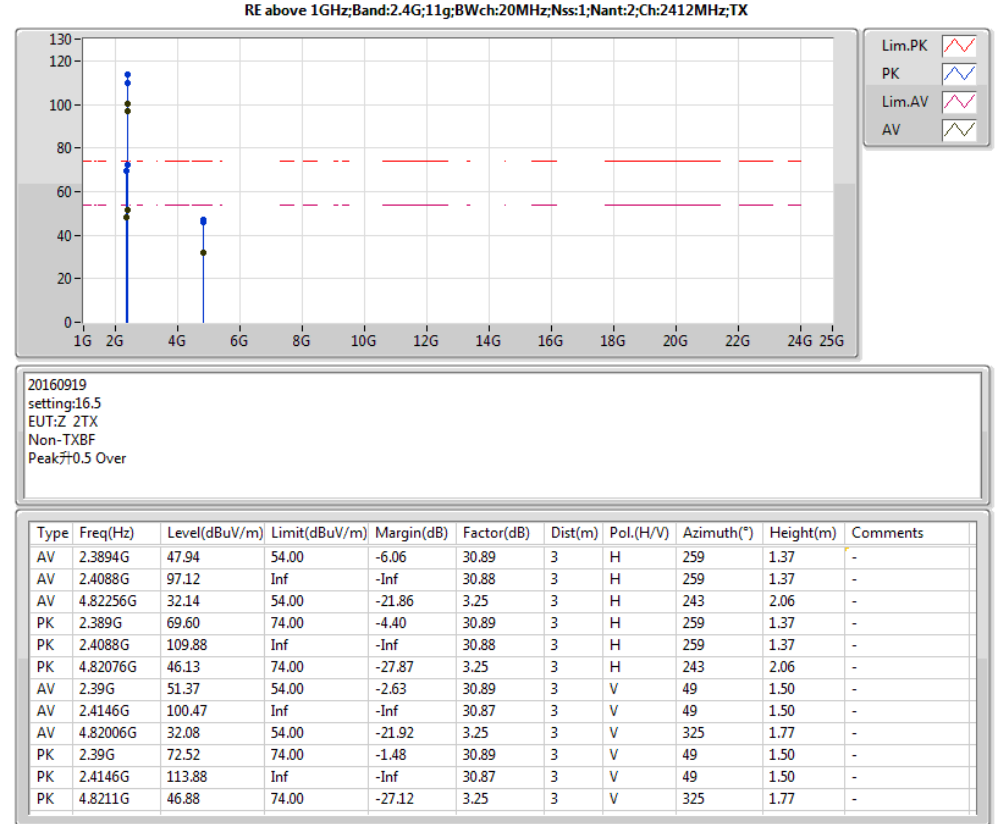
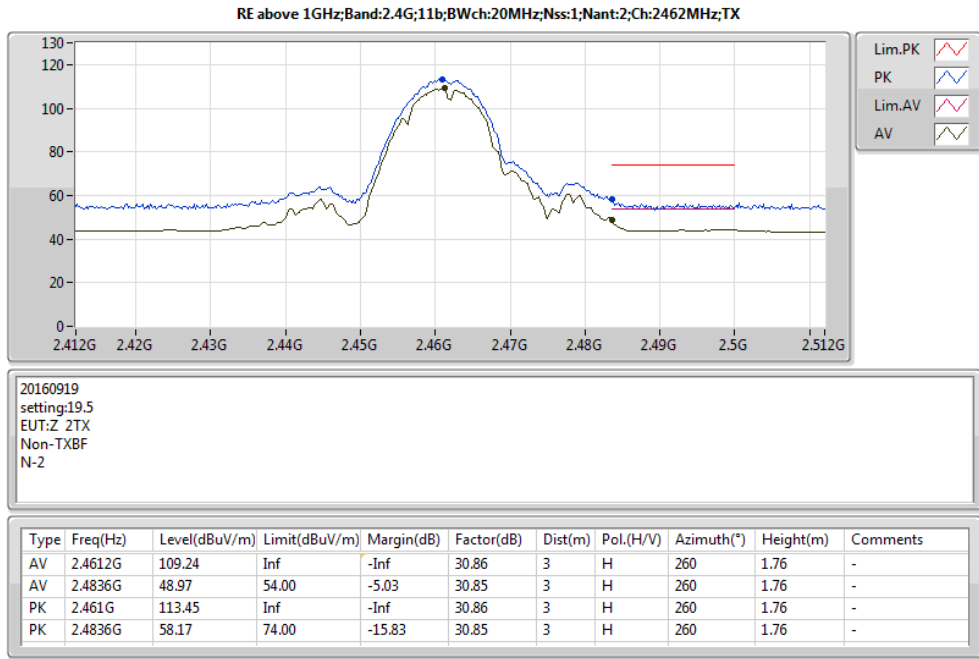
Type	Freq(Hz)	Level(dBuV/m)	Limit(dBuV/m)	Margin(dB)	Factor(dB)	Dist(m)	Pol.(H/V)	Azimuth(°)	Height(m)	Comments
AV	4.82394G	35.63	54.00	-18.37	3.25	3	H	147	1.46	-
PK	4.823956G	46.32	74.00	-27.68	3.25	3	H	147	1.46	-

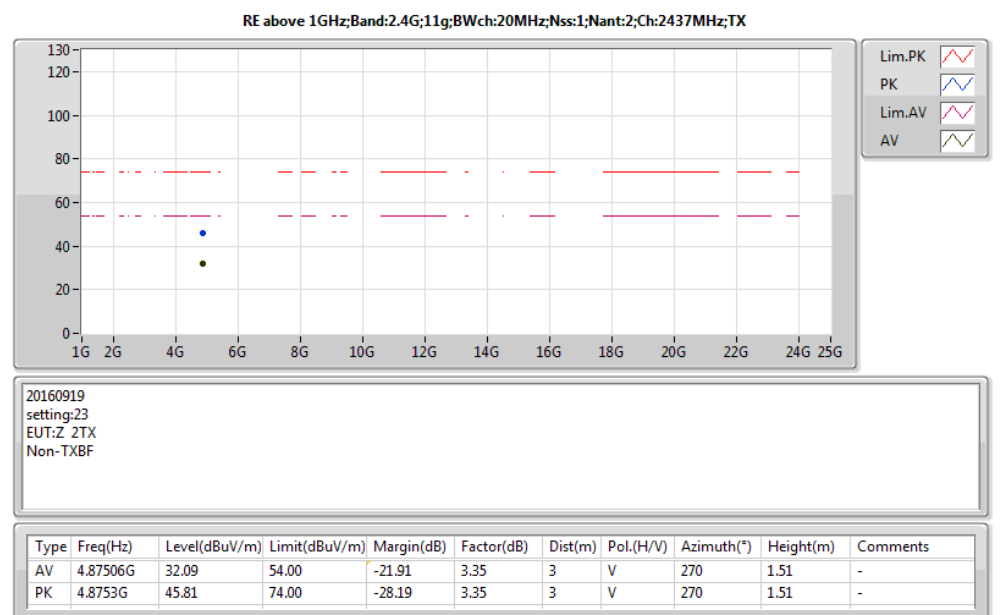
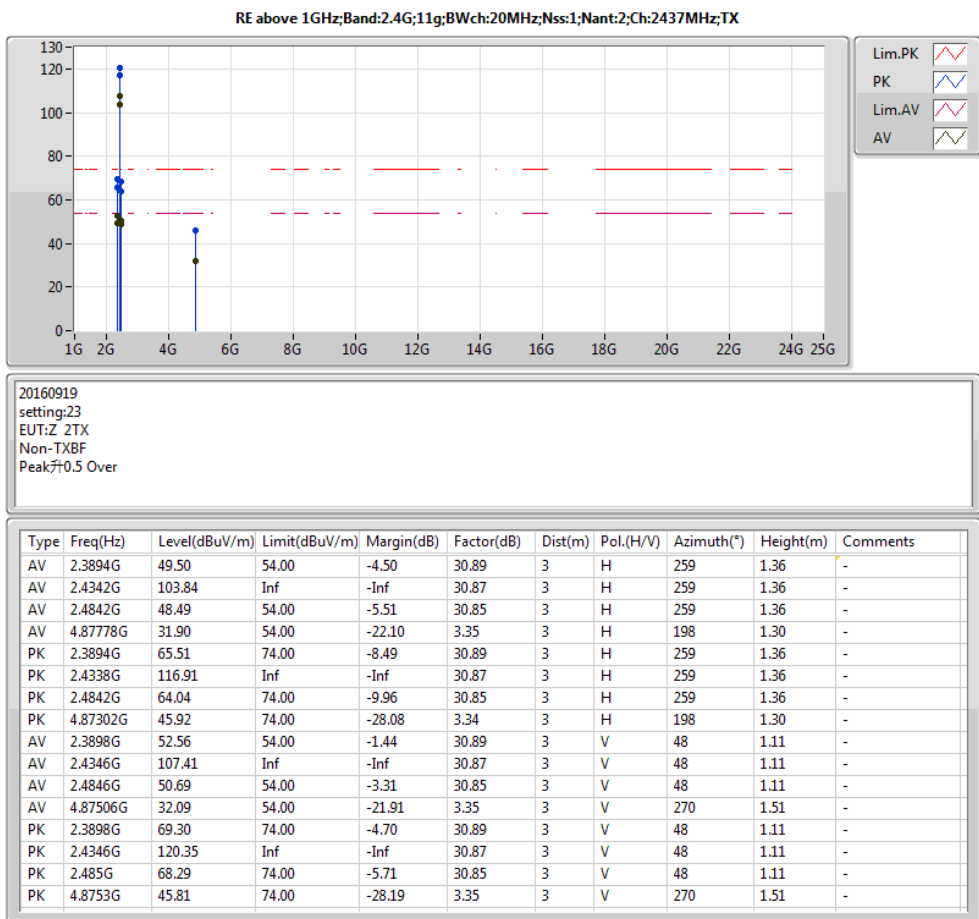
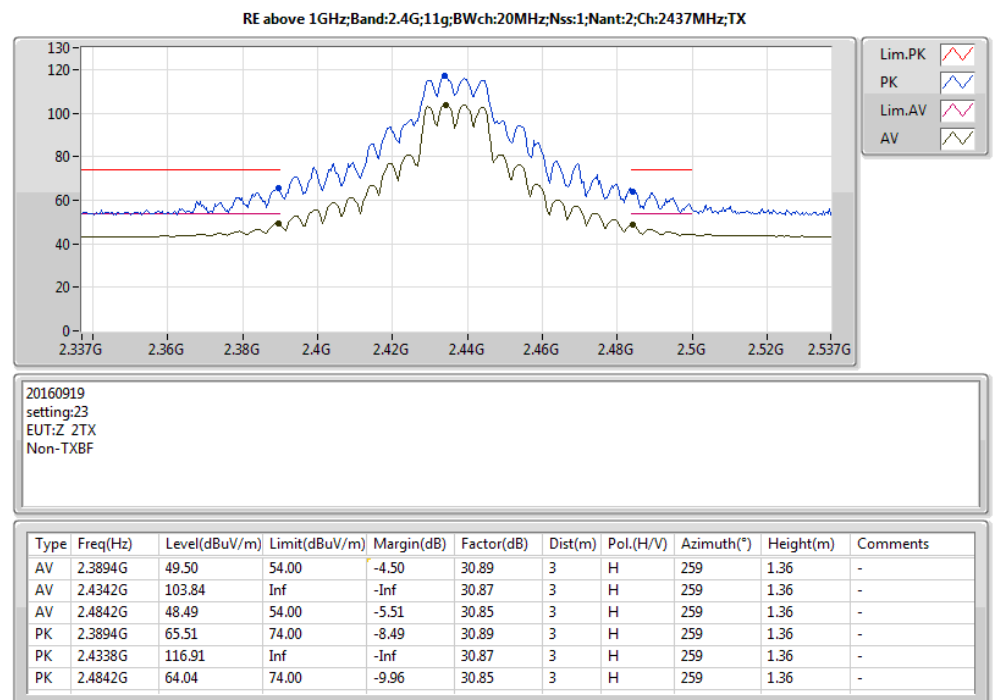
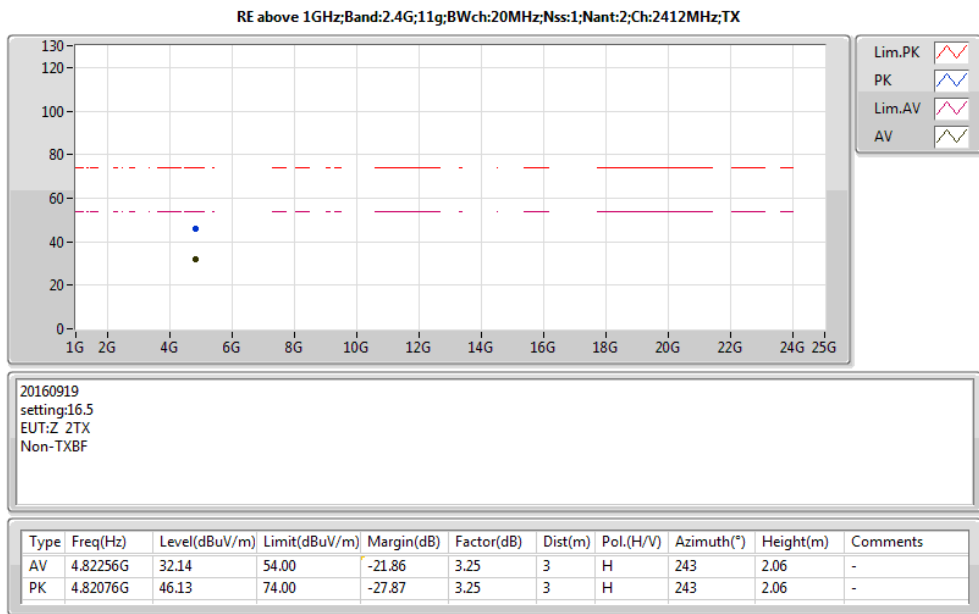
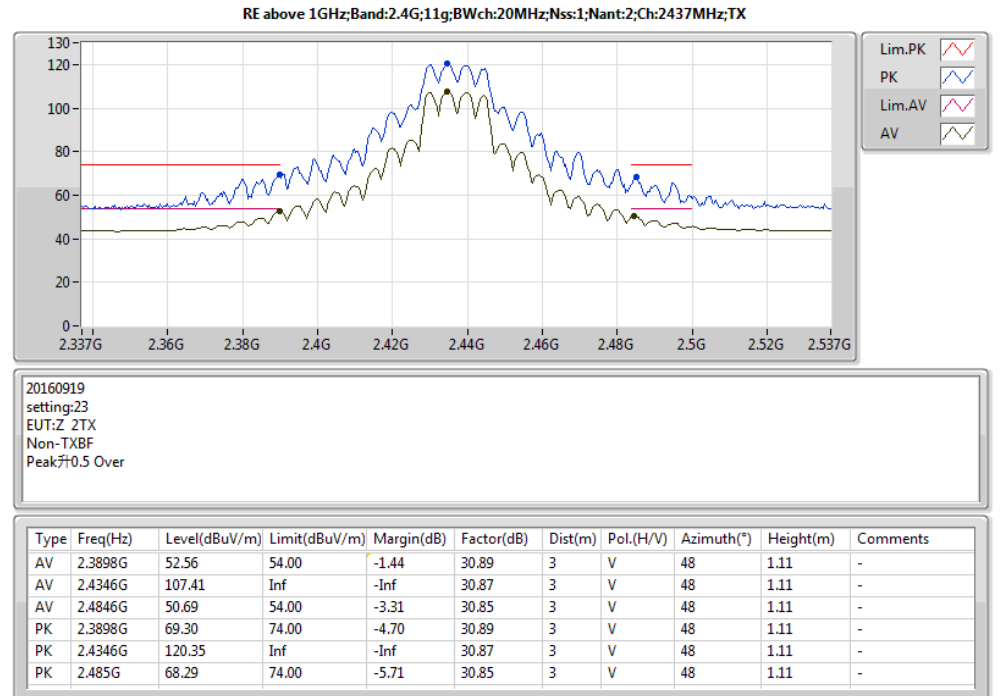
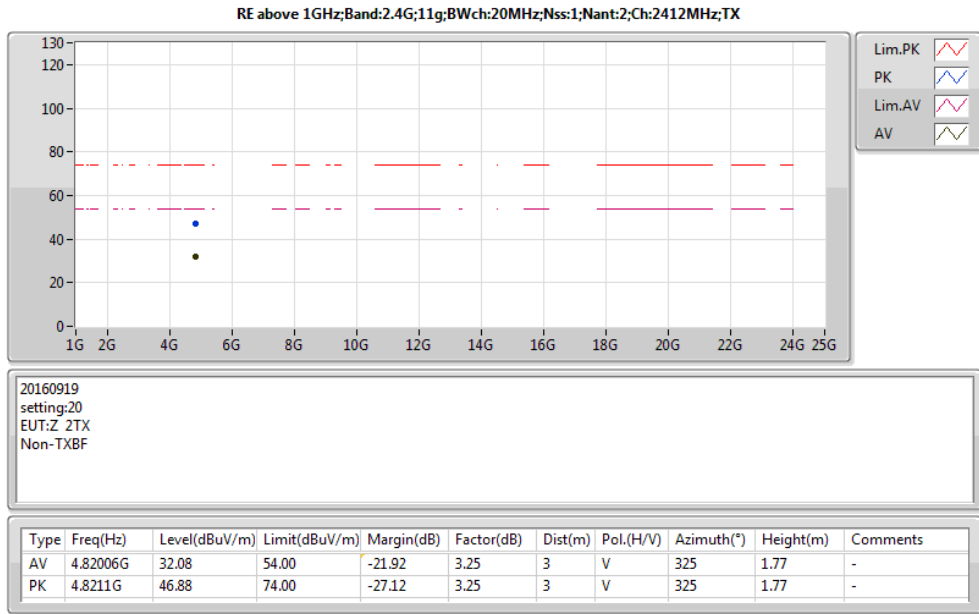


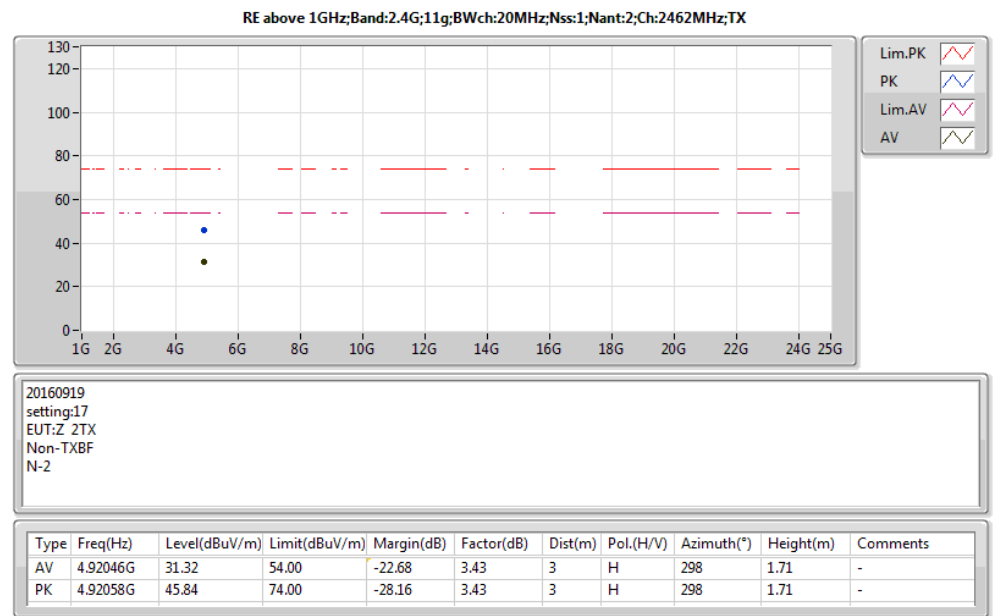
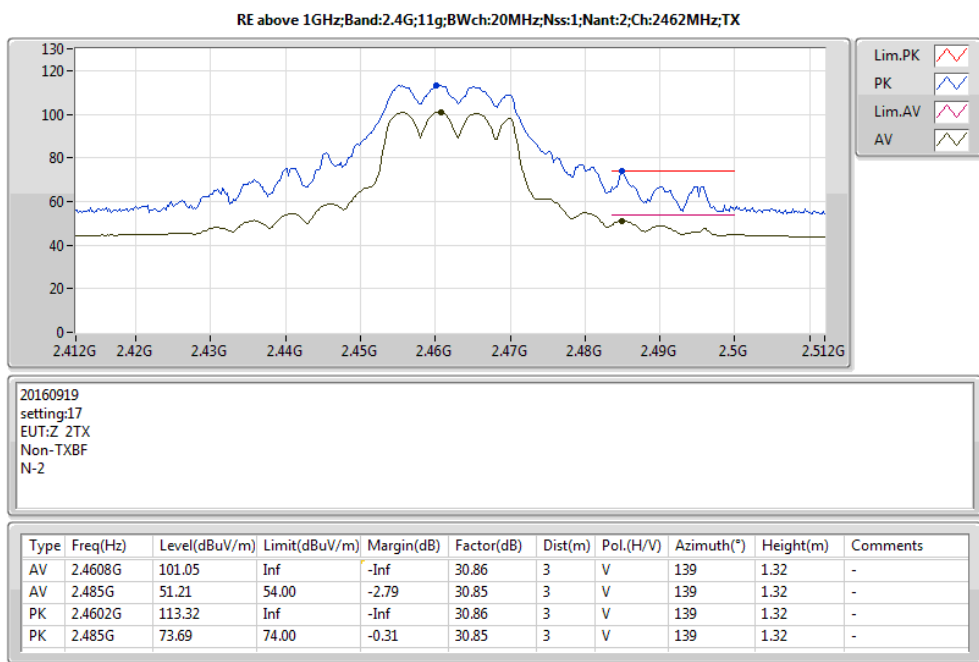
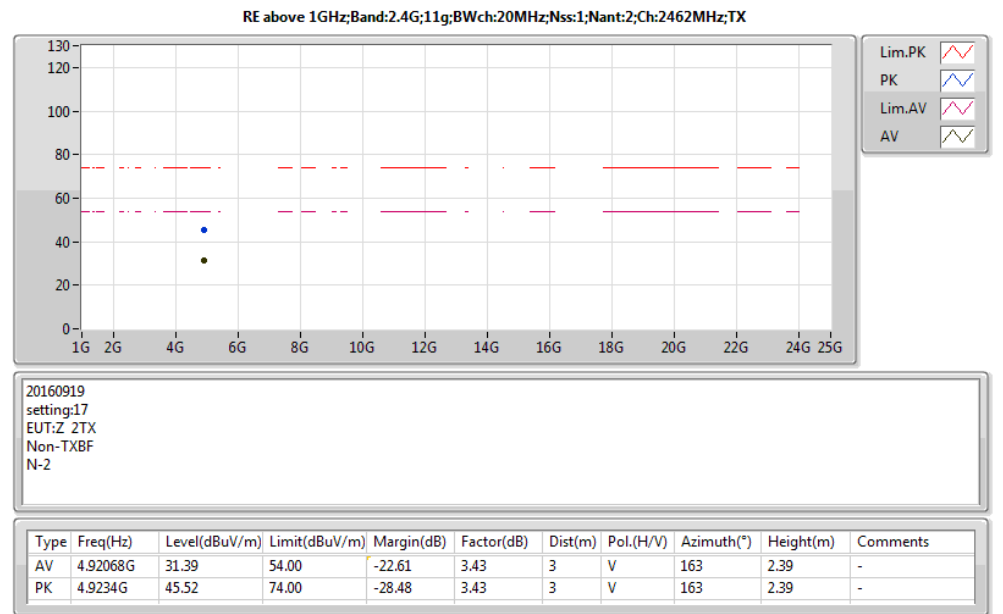
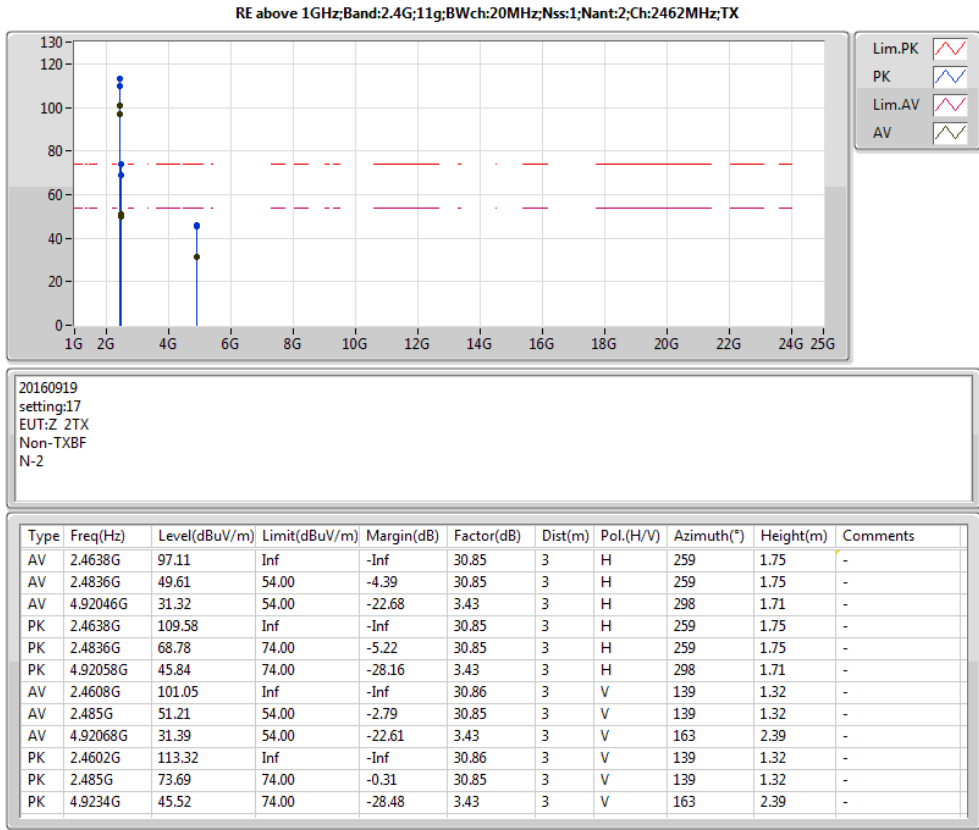
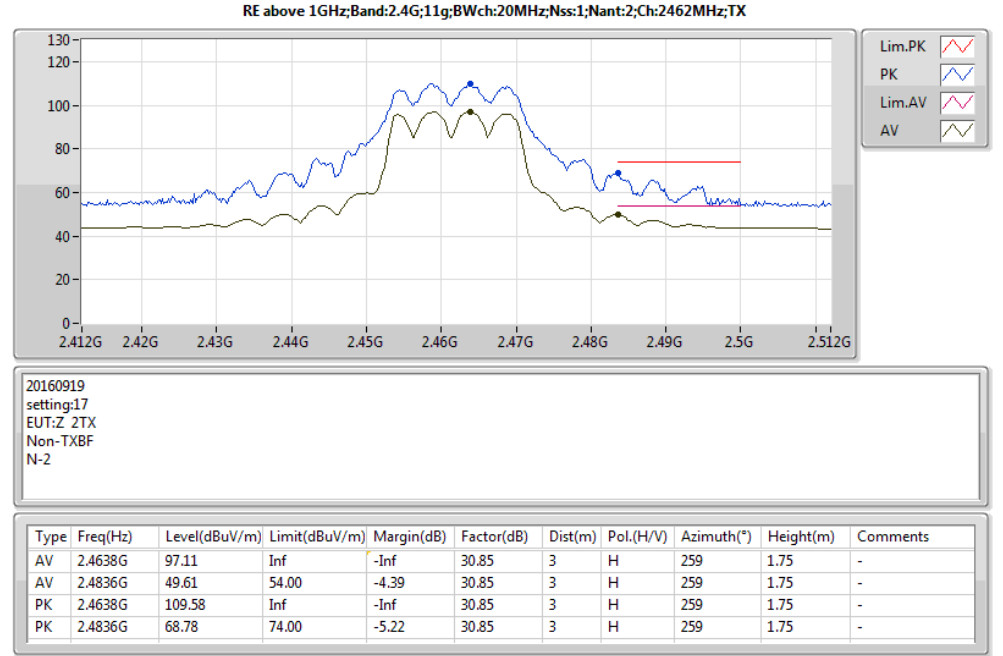
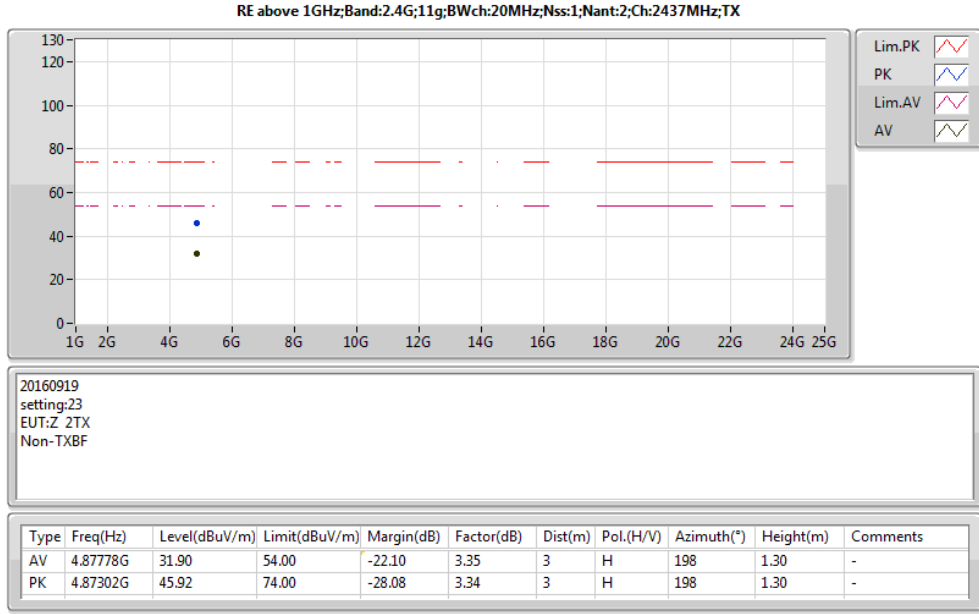
20160919
setting:23
EUT-Z 2TX
Non-TXBF
N-2
setting 0.5 over

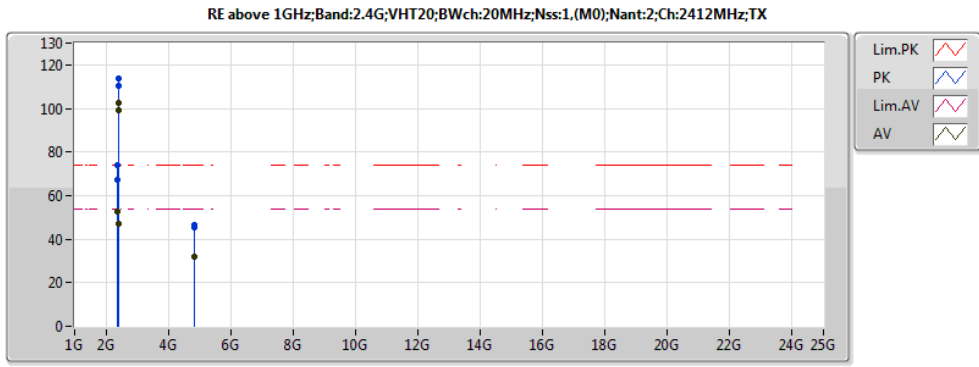
Type	Freq(Hz)	Level(dBuV/m)	Limit(dBuV/m)	Margin(dB)	Factor(dB)	Dist(m)	Pol.(H/V)	Azimuth(°)	Height(m)	Comments
AV	2.3882G	50.14	54.00	-3.86	30.89	3	H	257	1.39	-
AV	2.4362G	113.12	Inf	-Inf	30.87	3	H	257	1.39	-
AV	2.4858G	49.87	54.00	-4.13	30.85	3	H	257	1.39	-
AV	4.873948G	40.25	54.00	-13.75	3.34	3	H	146	2.76	-
PK	2.3886G	58.24	74.00	-15.76	30.89	3	H	257	1.39	-
PK	2.4362G	116.95	Inf	-Inf	30.87	3	H	257	1.39	-
PK	2.485G	58.34	74.00	-15.66	30.85	3	H	257	1.39	-
PK	4.874024G	47.81	74.00	-26.19	3.34	3	H	146	2.76	-
AV	2.3882G	50.88	54.00	-3.12	30.89	3	V	176	1.02	-
AV	2.4362G	115.28	Inf	-Inf	30.87	3	V	176	1.02	-
AV	2.4858G	51.32	54.00	-2.68	30.85	3	V	176	1.02	-
AV	4.873948G	46.85	54.00	-7.15	3.34	3	V	224	1.03	-
PK	2.3882G	58.98	74.00	-15.02	30.89	3	V	176	1.02	-
PK	2.4362G	119.07	Inf	-Inf	30.87	3	V	176	1.02	-
PK	2.4862G	58.96	74.00	-15.04	30.85	3	V	176	1.02	-
PK	4.873924G	50.97	74.00	-23.03	3.34	3	V	224	1.03	-





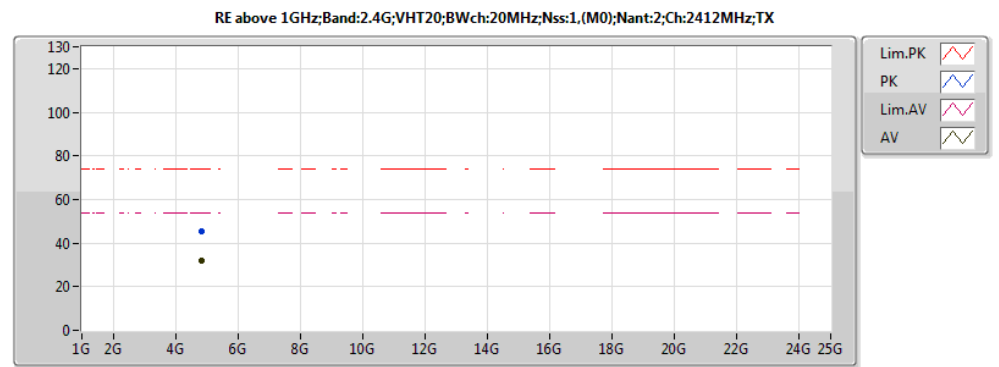






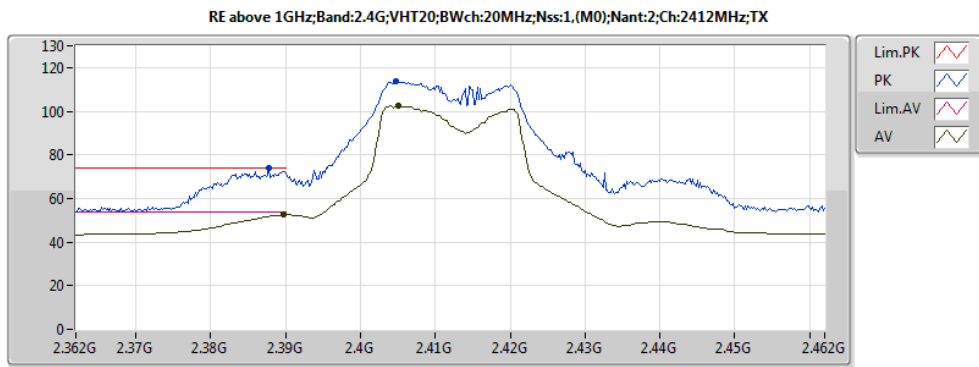
20160919
setting:17.5
EUT-Z 2TX
Non-TXBF

Type	Freq(Hz)	Level(dBuV/m)	Limit(dBuV/m)	Margin(dB)	Factor(dB)	Dist(m)	Pol.(H/V)	Azimuth(°)	Height(m)	Comments
AV	2.39G	46.84	54.00	-7.16	30.89	3	H	269	1.42	-
AV	2.419G	99.15	Inf	-Inf	30.87	3	H	269	1.42	-
AV	4.82512G	31.79	54.00	-22.21	3.26	3	H	78	1.90	-
PK	2.389G	67.24	74.00	-6.76	30.89	3	H	269	1.42	-
PK	2.4194G	110.19	Inf	-Inf	30.87	3	H	269	1.42	-
PK	4.82264G	46.53	74.00	-27.47	3.25	3	H	78	1.90	-
AV	2.3898G	52.74	54.00	-1.26	30.89	3	V	40	1.25	-
AV	2.405G	102.46	Inf	-Inf	30.88	3	V	40	1.25	-
AV	4.8203G	31.82	54.00	-22.18	3.25	3	V	114	1.30	-
PK	2.3878G	73.83	74.00	-0.17	30.89	3	V	40	1.25	-
PK	2.4048G	113.85	Inf	-Inf	30.88	3	V	40	1.25	-
PK	4.82548G	45.32	74.00	-28.68	3.26	3	V	114	1.30	-



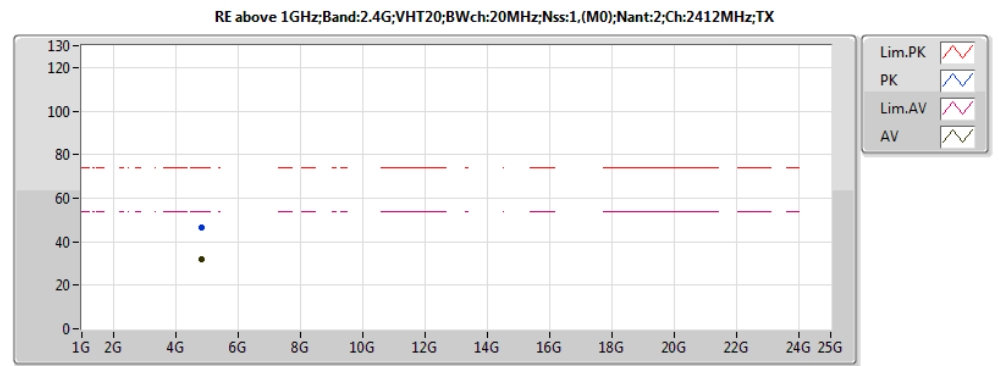
20160919
setting:17.5
EUT-Z 2TX
Non-TXBF

Type	Freq(Hz)	Level(dBuV/m)	Limit(dBuV/m)	Margin(dB)	Factor(dB)	Dist(m)	Pol.(H/V)	Azimuth(°)	Height(m)	Comments
AV	4.8203G	31.82	54.00	-22.18	3.25	3	V	114	1.30	-
PK	4.82548G	45.32	74.00	-28.68	3.26	3	V	114	1.30	-



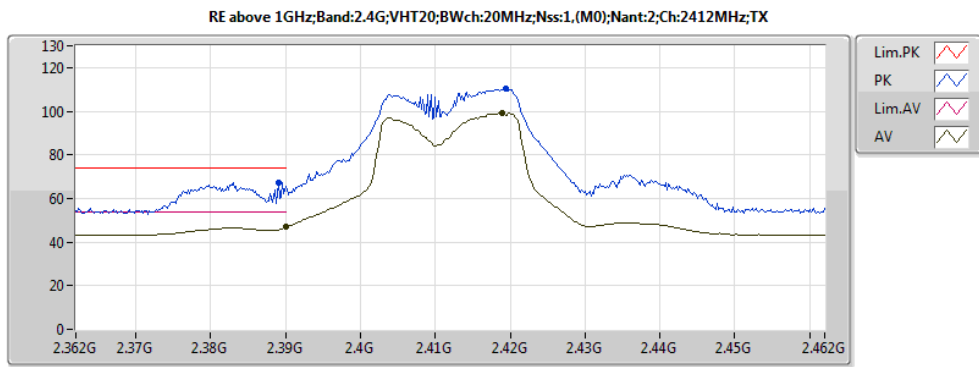
20160919
setting:17.5
EUT-Z 2TX
Non-TXBF

Type	Freq(Hz)	Level(dBuV/m)	Limit(dBuV/m)	Margin(dB)	Factor(dB)	Dist(m)	Pol.(H/V)	Azimuth(°)	Height(m)	Comments
AV	2.3898G	52.74	54.00	-1.26	30.89	3	V	40	1.25	-
AV	2.405G	102.46	Inf	-Inf	30.88	3	V	40	1.25	-
PK	2.3878G	73.83	74.00	-0.17	30.89	3	V	40	1.25	-
PK	2.4048G	113.85	Inf	-Inf	30.88	3	V	40	1.25	-



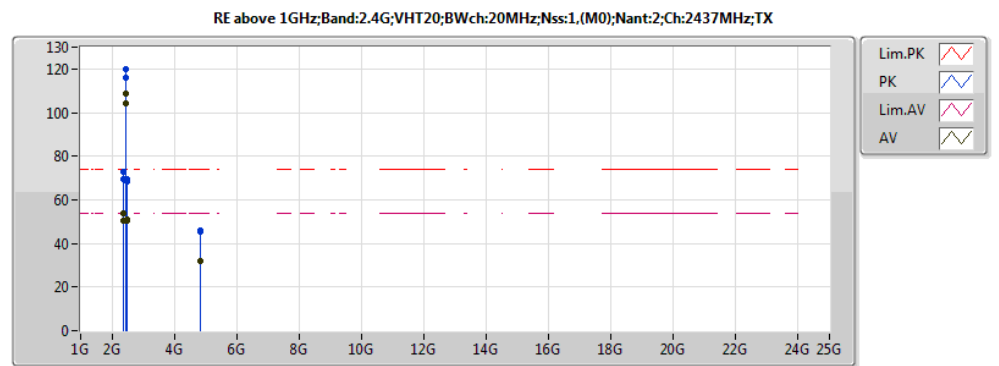
20160919
setting:17.5
EUT-Z 2TX
Non-TXBF

Type	Freq(Hz)	Level(dBuV/m)	Limit(dBuV/m)	Margin(dB)	Factor(dB)	Dist(m)	Pol.(H/V)	Azimuth(°)	Height(m)	Comments
AV	4.82512G	31.79	54.00	-22.21	3.26	3	H	78	1.90	-
PK	4.82264G	46.53	74.00	-27.47	3.25	3	H	78	1.90	-



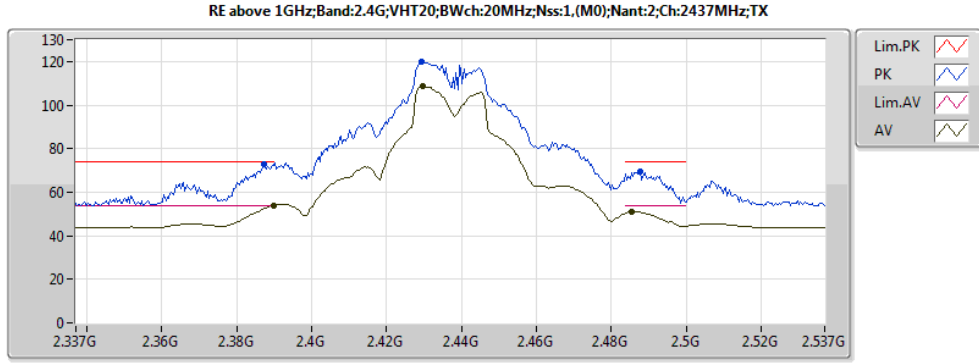
20160919
setting:17.5
EUT-Z 2TX
Non-TXBF

Type	Freq(Hz)	Level(dBuV/m)	Limit(dBuV/m)	Margin(dB)	Factor(dB)	Dist(m)	Pol.(H/V)	Azimuth(°)	Height(m)	Comments
AV	2.39G	46.84	54.00	-7.16	30.89	3	H	269	1.42	-
AV	2.419G	99.15	Inf	-Inf	30.87	3	H	269	1.42	-
PK	2.389G	67.24	74.00	-6.76	30.89	3	H	269	1.42	-
PK	2.4194G	110.19	Inf	-Inf	30.87	3	H	269	1.42	-



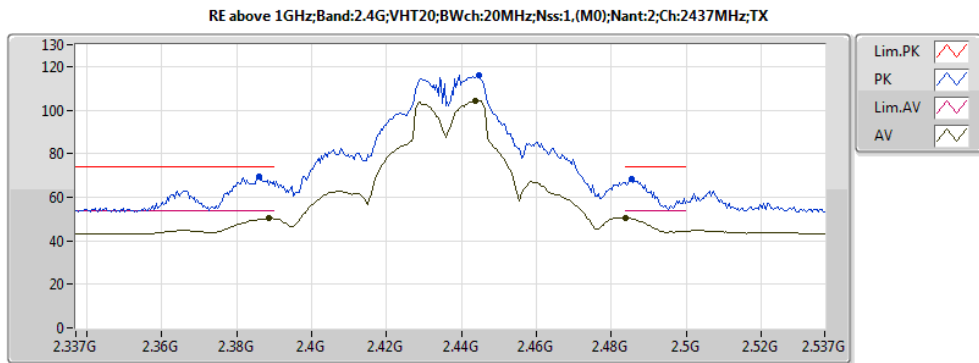
20160919
setting:23.5
EUT-Z 2TX
Non-TXBF
N-2

Type	Freq(Hz)	Level(dBuV/m)	Limit(dBuV/m)	Margin(dB)	Factor(dB)	Dist(m)	Pol.(H/V)	Azimuth(°)	Height(m)	Comments
AV	2.3886G	50.27	54.00	-3.73	30.89	3	H	259	1.38	-
AV	2.4438G	104.29	Inf	-Inf	30.86	3	H	259	1.38	-
AV	2.4838G	50.52	54.00	-3.48	30.85	3	H	259	1.38	-
AV	4.82014G	31.79	54.00	-22.21	3.25	3	H	82	1.68	-
PK	2.3858G	69.31	74.00	-4.69	30.89	3	H	259	1.38	-
PK	2.4446G	115.79	Inf	-Inf	30.86	3	H	259	1.38	-
PK	2.4854G	68.12	74.00	-5.88	30.85	3	H	259	1.38	-
PK	4.82068G	45.44	74.00	-28.56	3.25	3	H	82	1.68	-
AV	2.3898G	53.89	54.00	-0.11	30.89	3	V	43	1.20	-
AV	2.4298G	108.54	Inf	-Inf	30.87	3	V	43	1.20	-
AV	2.4854G	50.98	54.00	-3.02	30.85	3	V	43	1.20	-
AV	4.82016G	31.80	54.00	-22.20	3.25	3	V	203	1.00	-
PK	2.3874G	72.65	74.00	-1.35	30.89	3	V	43	1.20	-
PK	2.4294G	119.79	Inf	-Inf	30.87	3	V	43	1.20	-
PK	2.4878G	69.59	74.00	-4.41	30.84	3	V	43	1.20	-
PK	4.82362G	45.84	74.00	-28.16	3.25	3	V	203	1.00	-



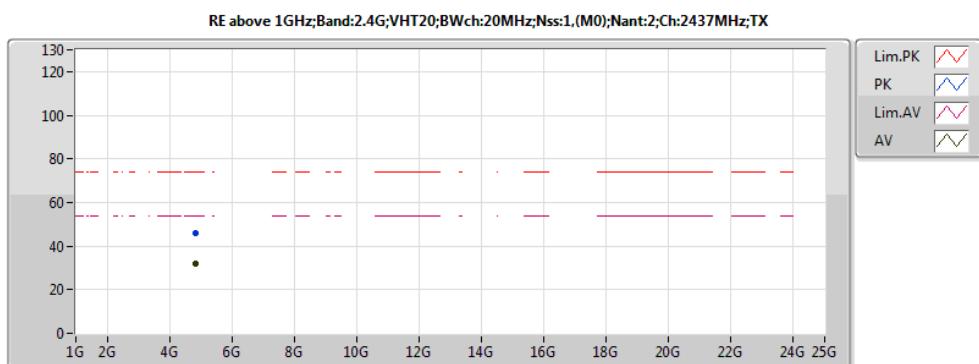
20160919
setting:23.5
EUT-Z 2TX
Non-TXBF
N-2

Type	Freq(Hz)	Level(dBuV/m)	Limit(dBuV/m)	Margin(dB)	Factor(dB)	Dist(m)	Pol.(H/V)	Azimuth(°)	Height(m)	Comments
AV	2.3898G	53.89	54.00	-0.11	30.89	3	V	43	1.20	-
AV	2.4298G	108.54	Inf	-Inf	30.87	3	V	43	1.20	-
AV	2.4854G	50.98	54.00	-3.02	30.85	3	V	43	1.20	-
PK	2.3874G	72.65	74.00	-1.35	30.89	3	V	43	1.20	-
PK	2.4294G	119.79	Inf	-Inf	30.87	3	V	43	1.20	-
PK	2.4878G	69.59	74.00	-4.41	30.84	3	V	43	1.20	-



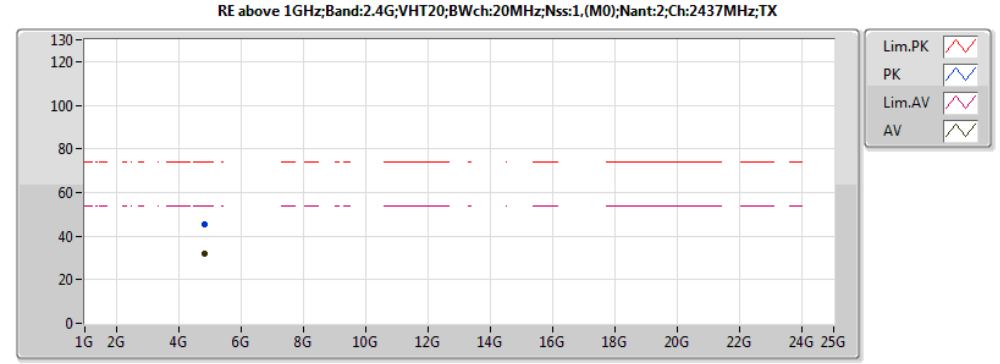
20160919
setting:23.5
EUT-Z 2TX
Non-TXBF
N-2

Type	Freq(Hz)	Level(dBuV/m)	Limit(dBuV/m)	Margin(dB)	Factor(dB)	Dist(m)	Pol.(H/V)	Azimuth(°)	Height(m)	Comments
AV	2.3886G	50.27	54.00	-3.73	30.89	3	H	259	1.38	-
AV	2.4438G	104.29	Inf	-Inf	30.86	3	H	259	1.38	-
AV	2.4838G	50.52	54.00	-3.48	30.85	3	H	259	1.38	-
PK	2.3858G	69.31	74.00	-4.69	30.89	3	H	259	1.38	-
PK	2.4446G	115.79	Inf	-Inf	30.86	3	H	259	1.38	-
PK	2.4854G	68.12	74.00	-5.88	30.85	3	H	259	1.38	-



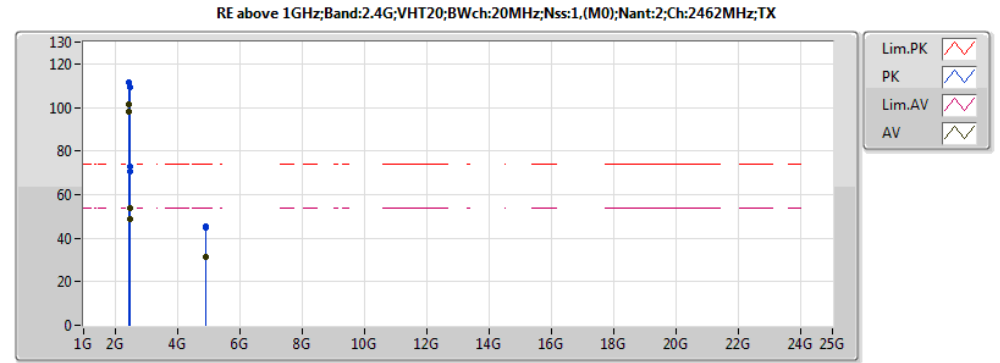
20160919
setting:23.5
EUT-Z 2TX
Non-TXBF
N-2

Type	Freq(Hz)	Level(dBuV/m)	Limit(dBuV/m)	Margin(dB)	Factor(dB)	Dist(m)	Pol.(H/V)	Azimuth(°)	Height(m)	Comments
AV	4.82016G	31.80	54.00	-22.20	3.25	3	V	203	1.00	-
PK	4.82362G	45.84	74.00	-28.16	3.25	3	V	203	1.00	-



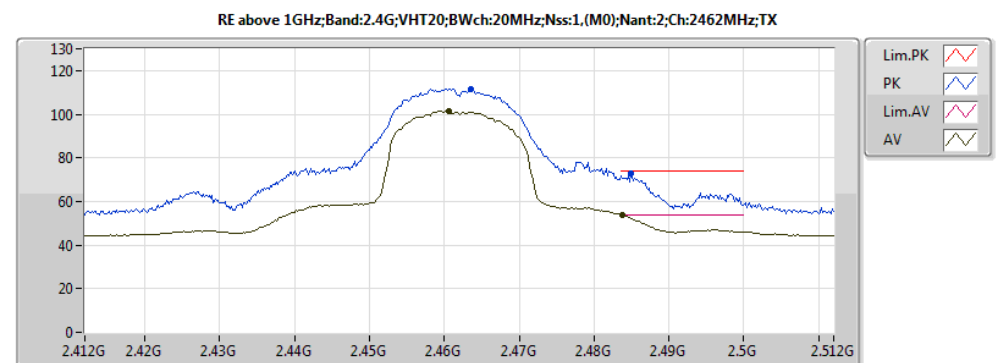
20160919
setting:23.5
EUT-Z 2TX
Non-TXBF
N-2

Type	Freq(Hz)	Level(dBuV/m)	Limit(dBuV/m)	Margin(dB)	Factor(dB)	Dist(m)	Pol.(H/V)	Azimuth(°)	Height(m)	Comments
AV	4.82014G	31.79	54.00	-22.21	3.25	3	H	82	1.68	-
PK	4.82068G	45.44	74.00	-28.56	3.25	3	H	82	1.68	-



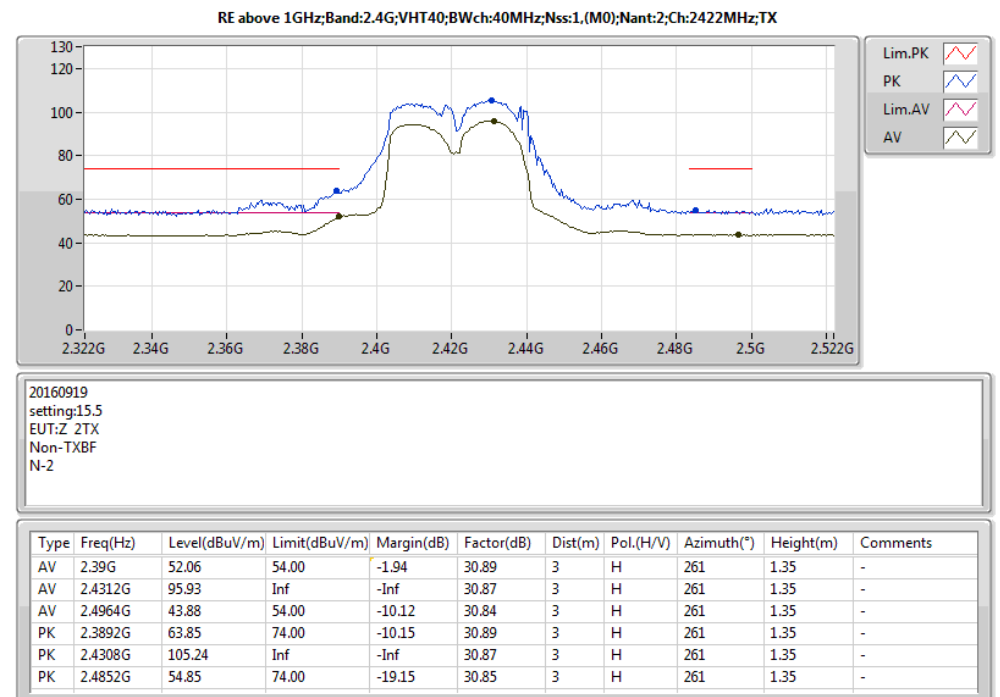
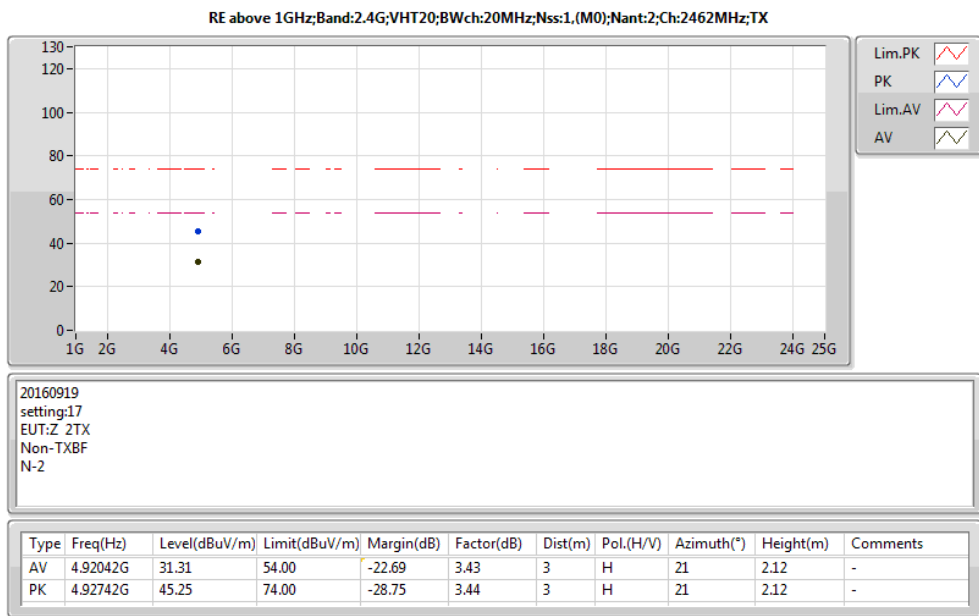
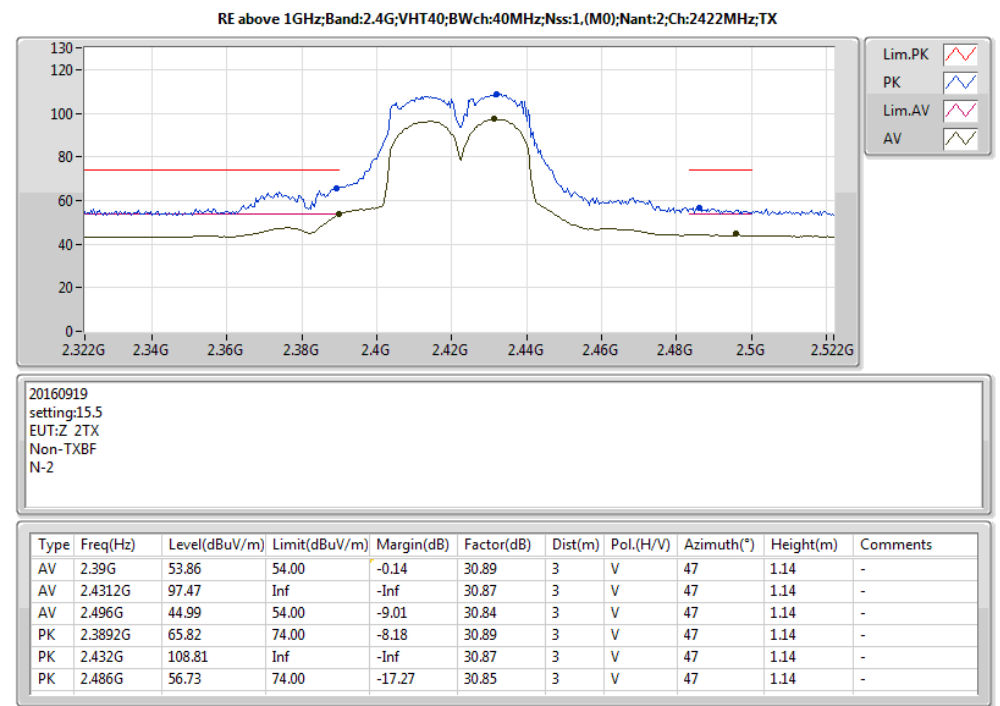
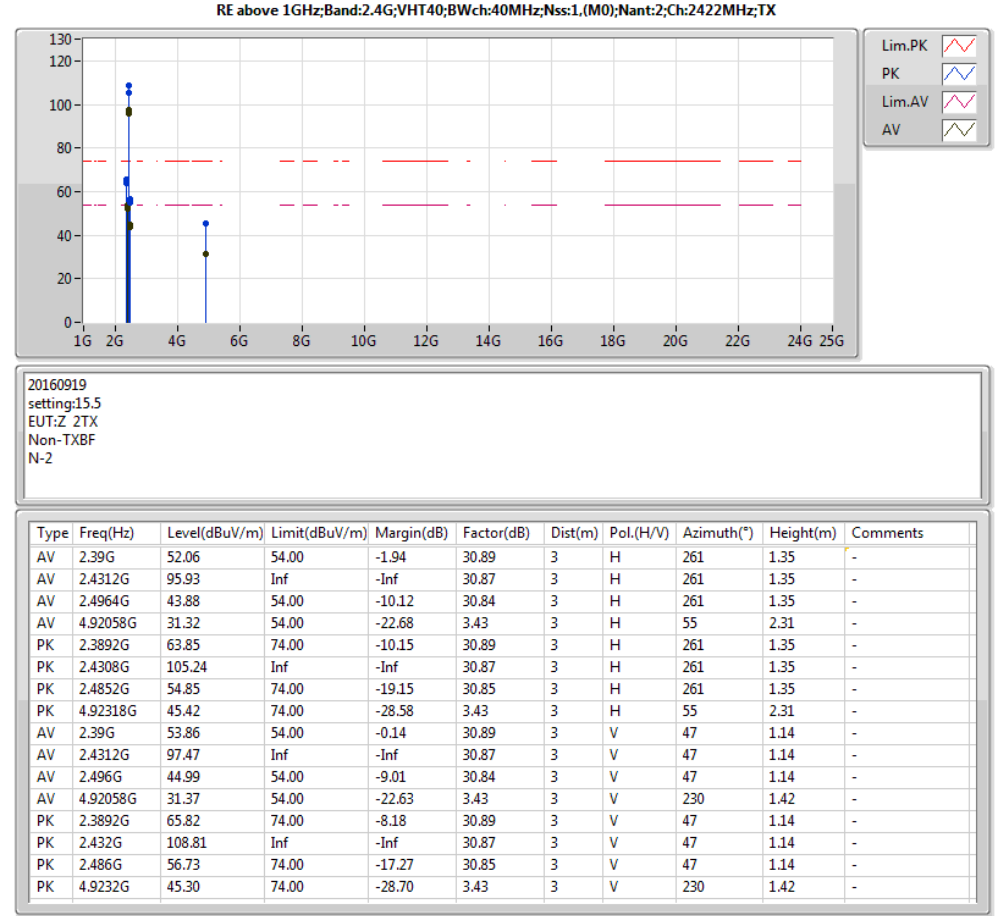
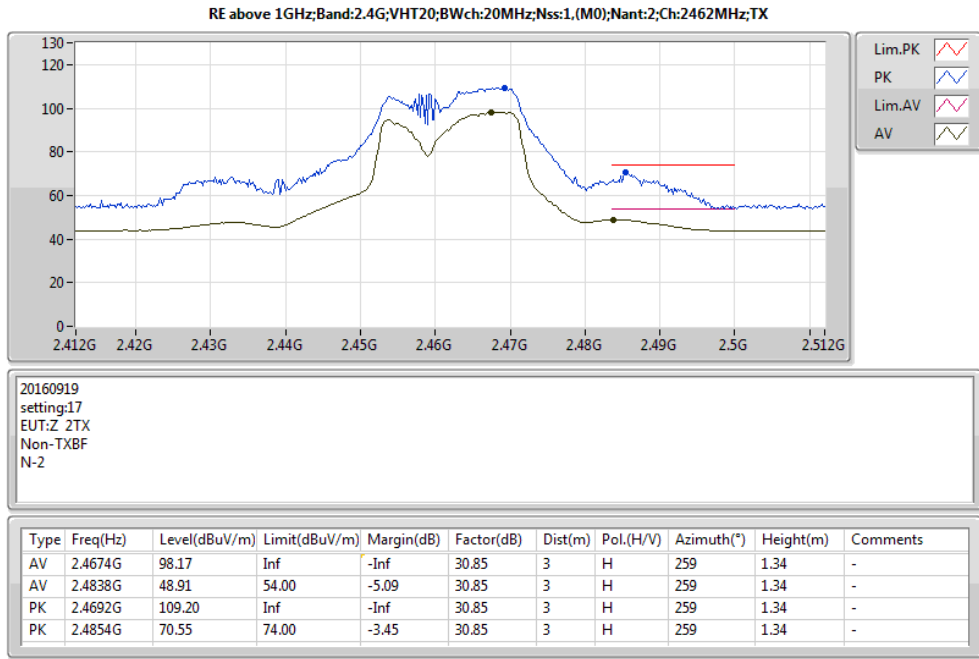
20160919
setting:17
EUT-Z 2TX
Non-TXBF
N-2

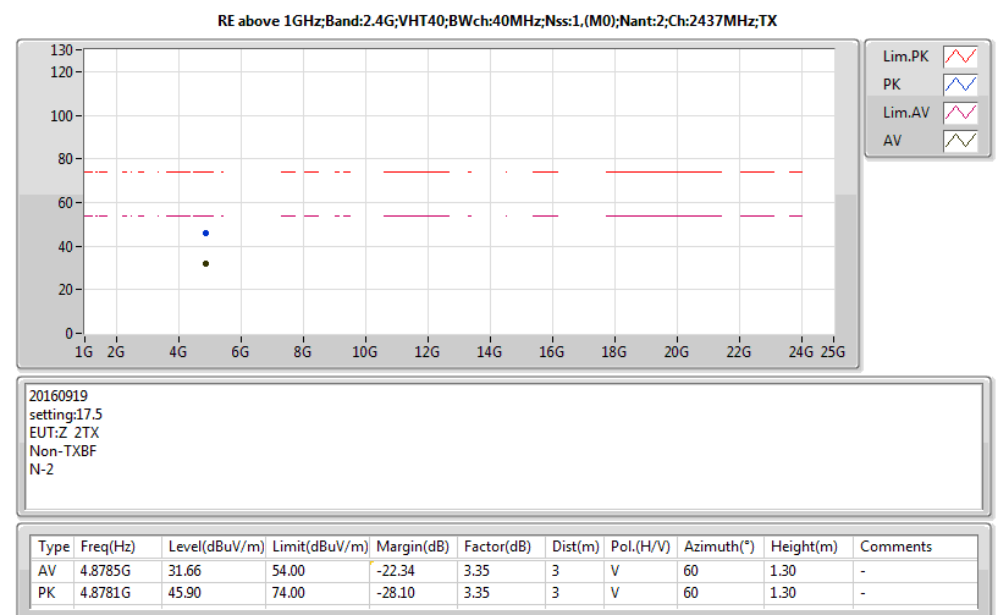
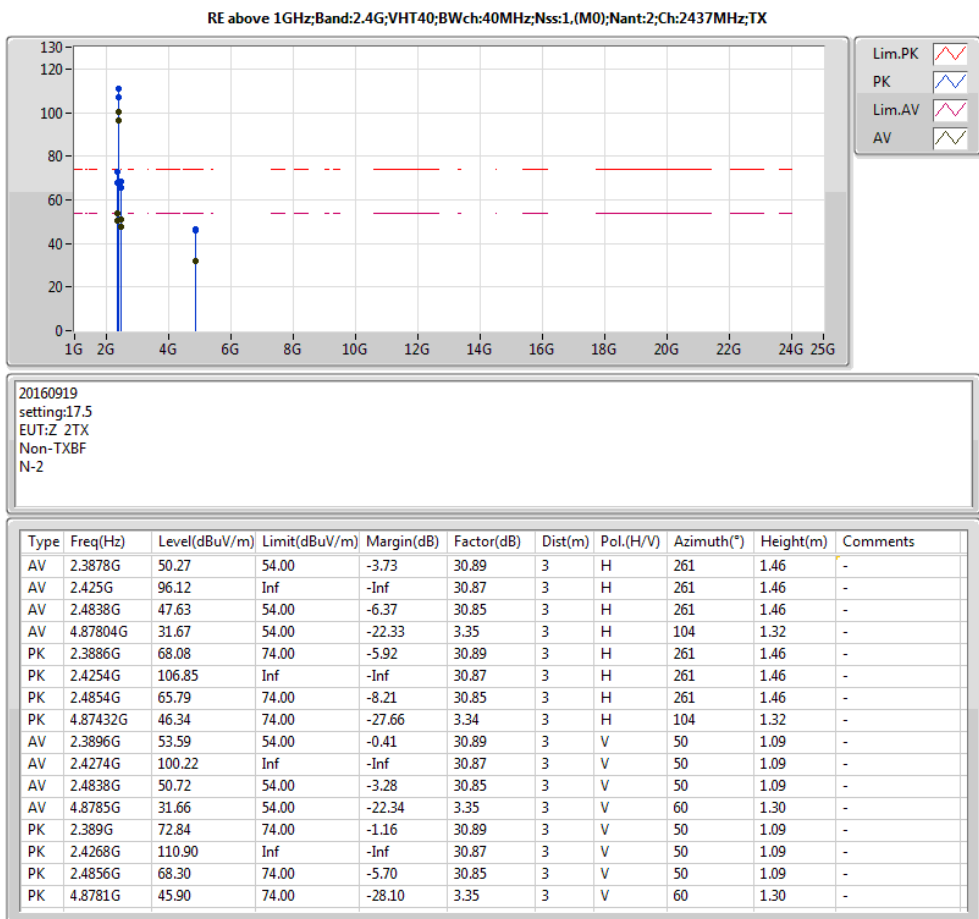
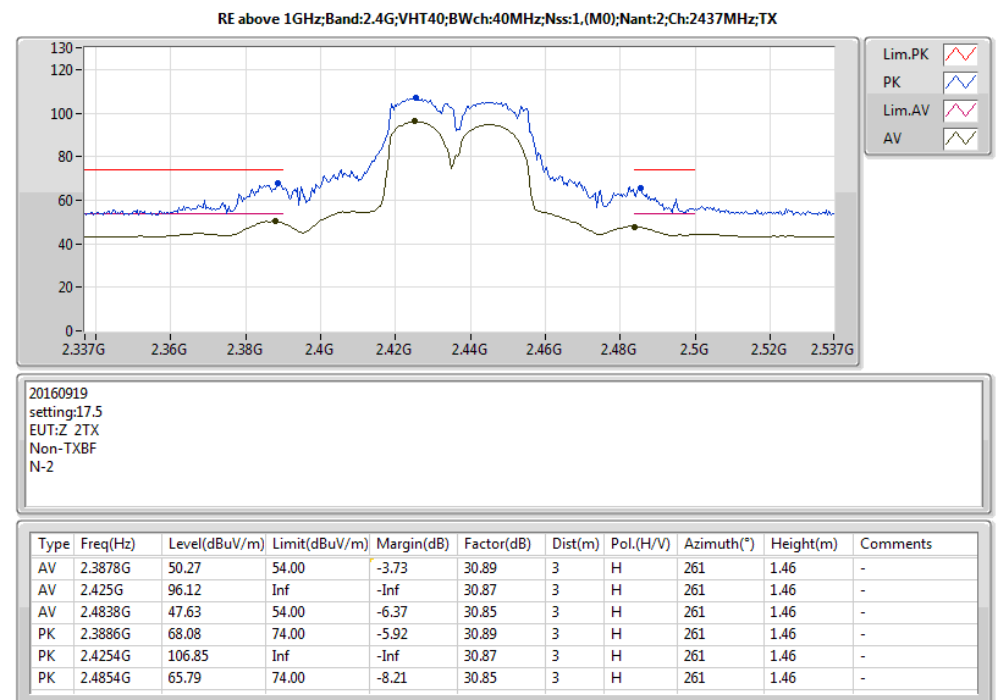
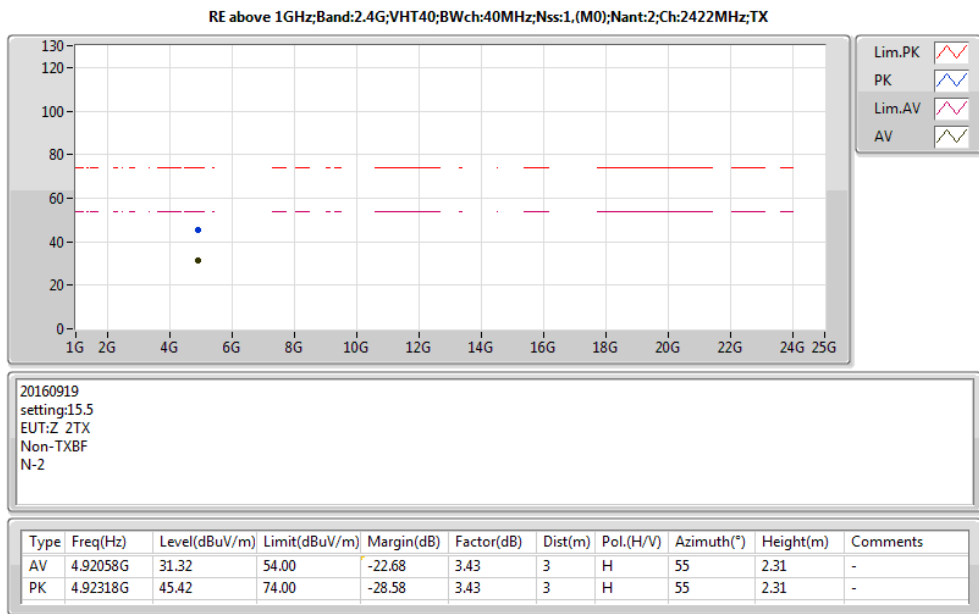
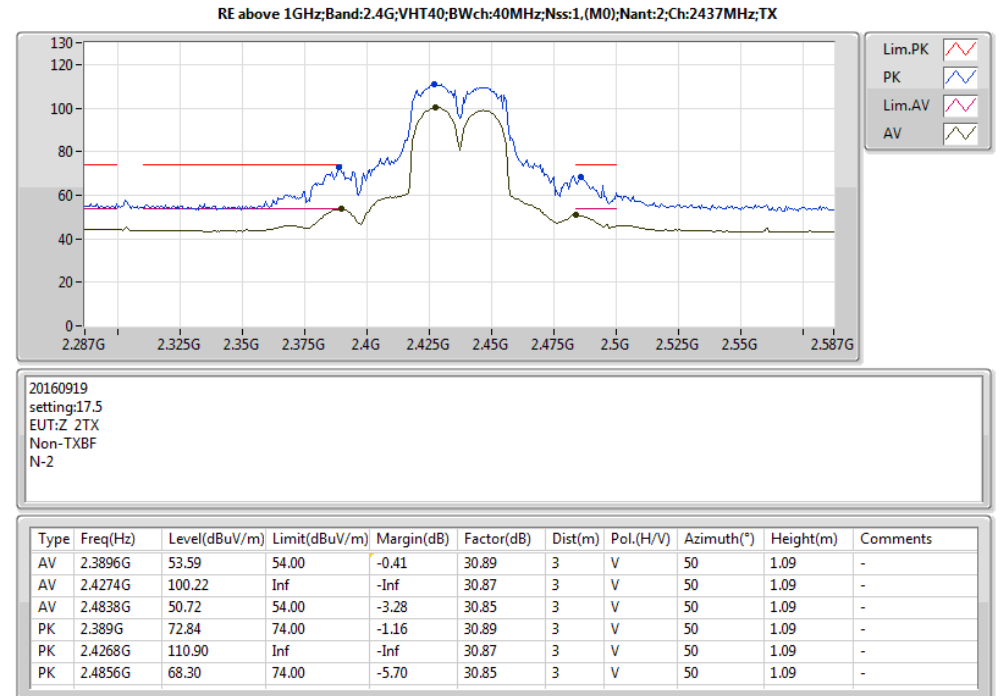
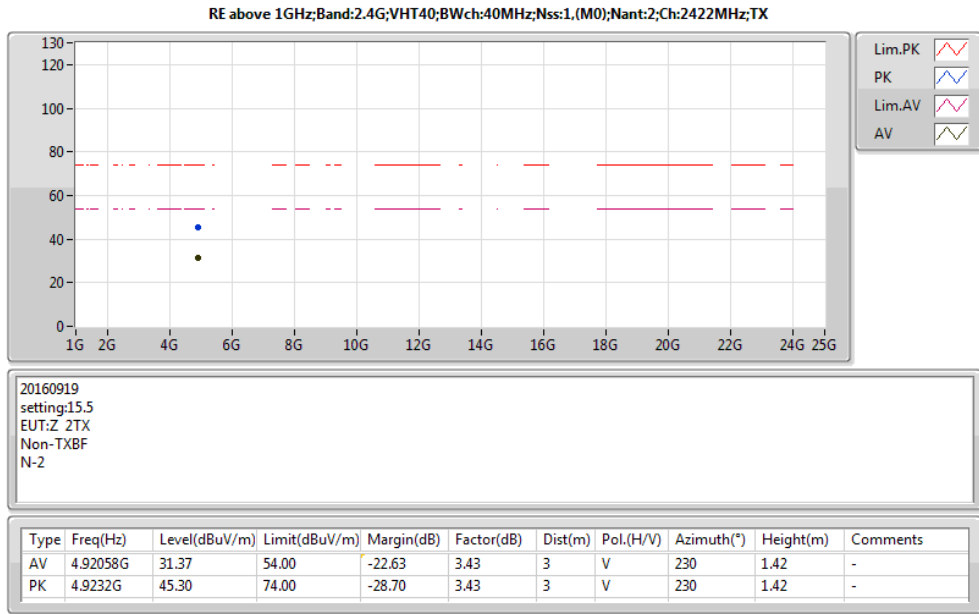
Type	Freq(Hz)	Level(dBuV/m)	Limit(dBuV/m)	Margin(dB)	Factor(dB)	Dist(m)	Pol.(H/V)	Azimuth(°)	Height(m)	Comments
AV	2.4674G	98.17	Inf	-Inf	30.85	3	H	259	1.34	-
AV	2.4838G	48.91	54.00	-5.09	30.85	3	H	259	1.34	-
AV	4.92042G	31.31	54.00	-22.69	3.43	3	H	21	2.12	-
PK	2.4692G	109.20	Inf	-Inf	30.85	3	H	259	1.34	-
PK	2.4854G	70.55	74.00	-3.45	30.85	3	H	259	1.34	-
PK	4.92742G	45.25	74.00	-28.75	3.44	3	H	21	2.12	-
AV	2.4606G	101.42	Inf	-Inf	30.86	3	V	360	2.50	-
AV	2.4838G	53.74	54.00	-0.26	30.85	3	V	360	2.50	-
AV	4.92072G	31.36	54.00	-22.64	3.43	3	V	125	1.95	-
PK	2.4636G	111.58	Inf	-Inf	30.85	3	V	360	2.50	-
PK	2.485G	72.78	74.00	-1.22	30.85	3	V	360	2.50	-
PK	4.92844G	44.96	74.00	-29.04	3.44	3	V	125	1.95	-

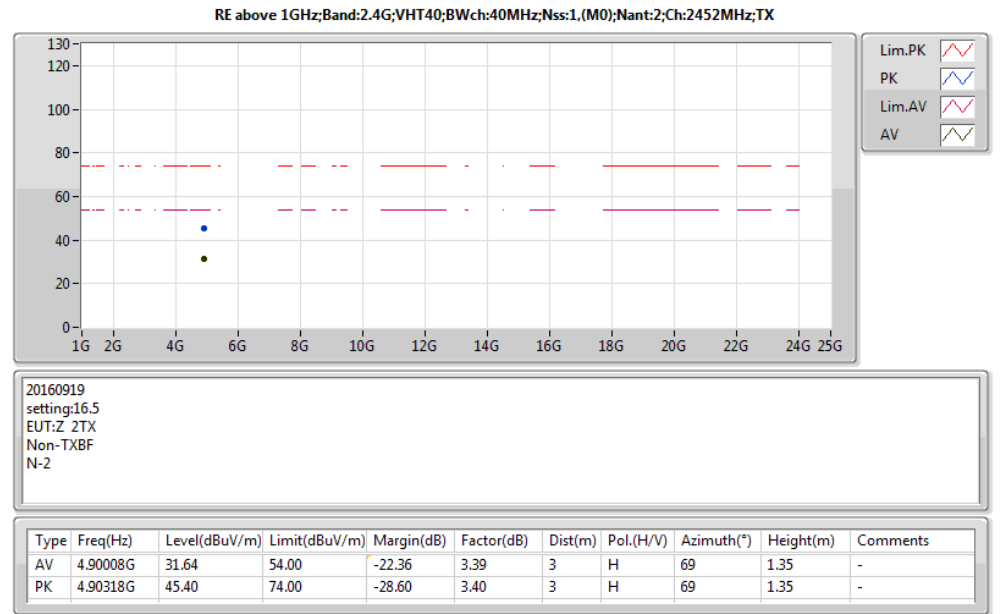
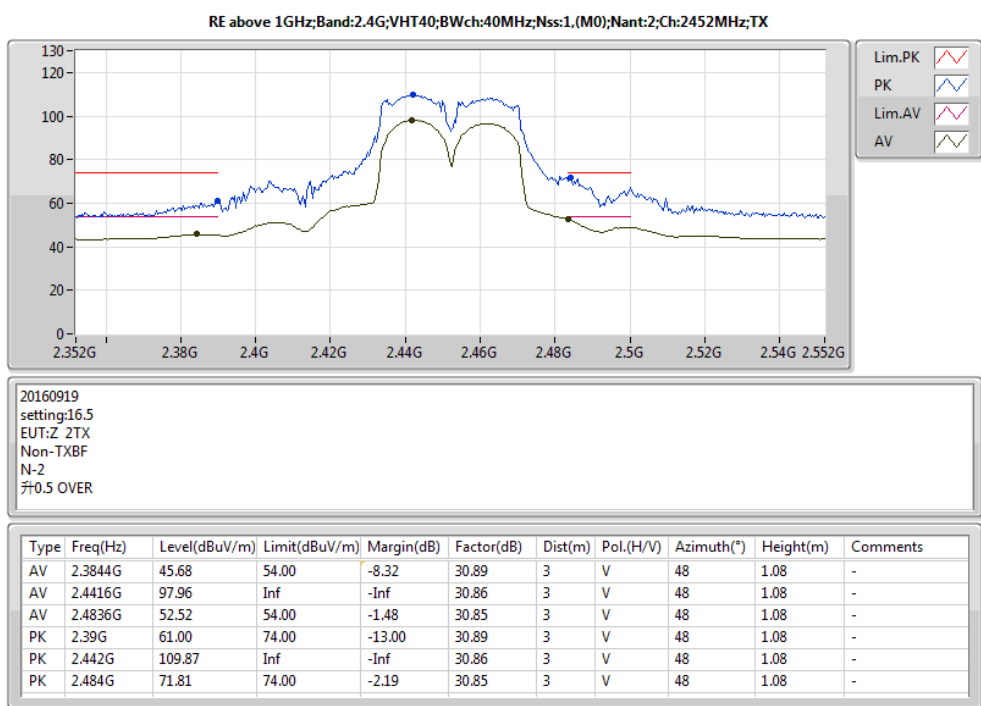
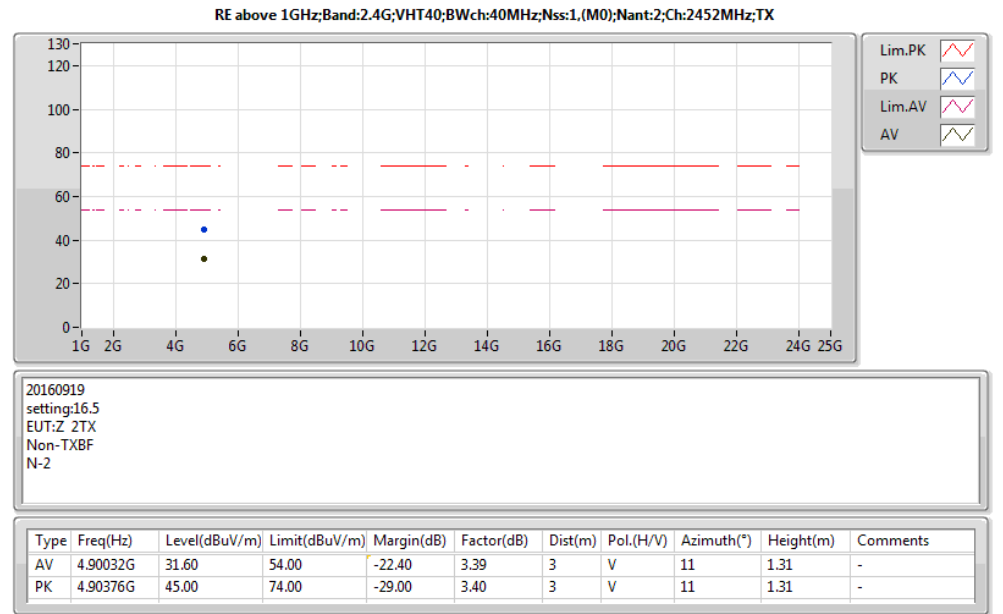
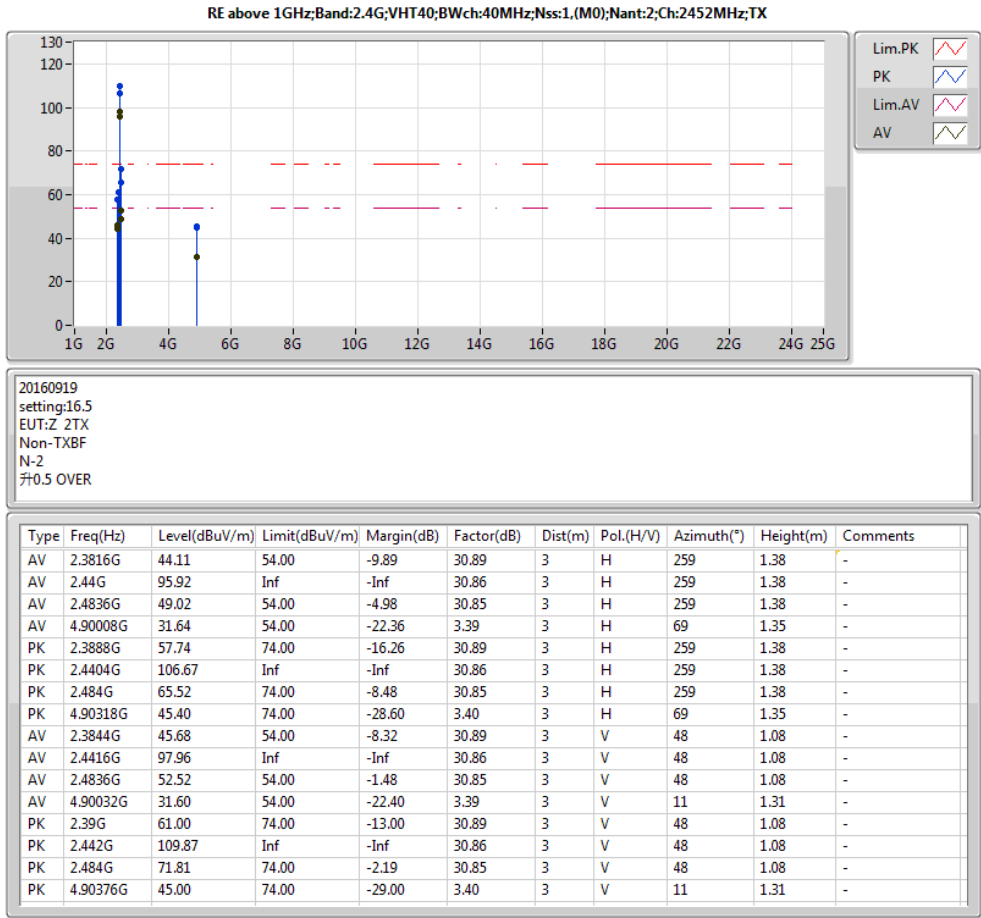
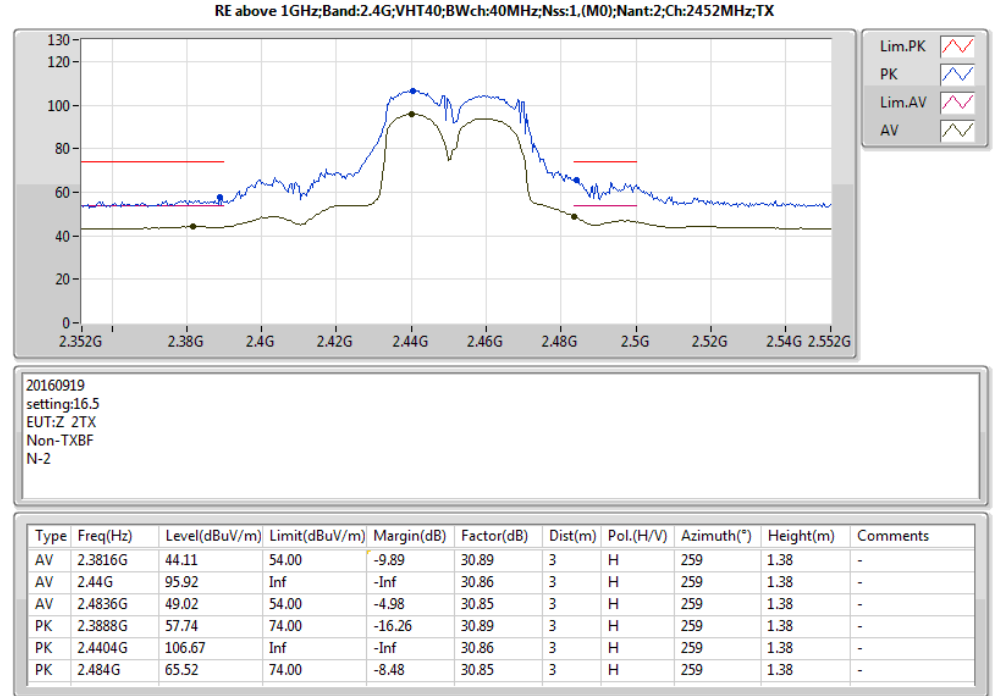
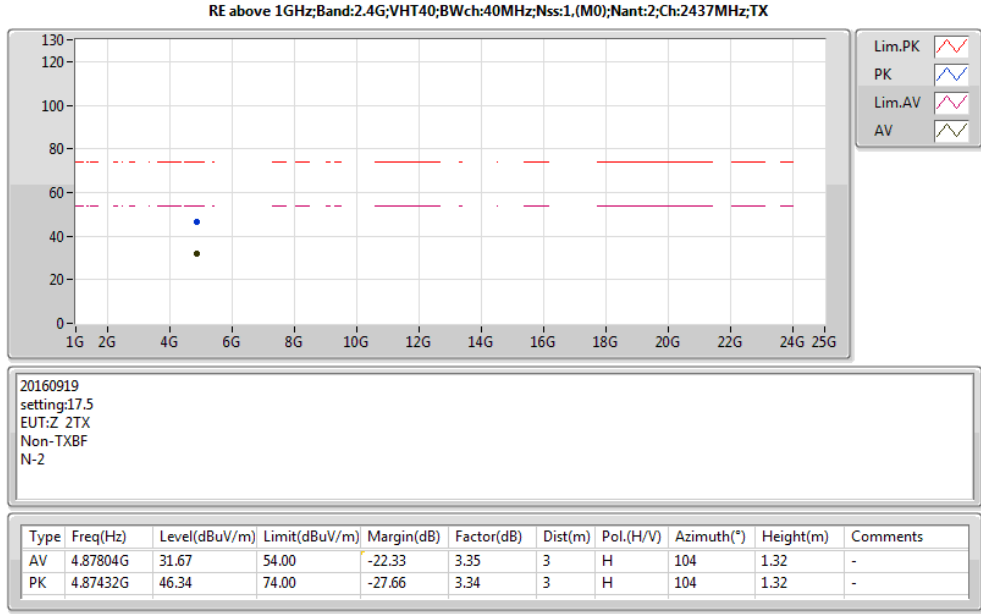


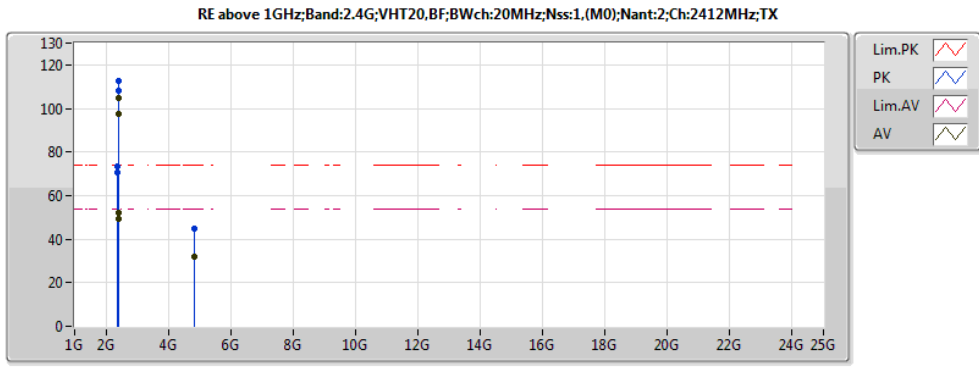
20160919
setting:17
EUT-Z 2TX
Non-TXBF
N-2

Type	Freq(Hz)	Level(dBuV/m)	Limit(dBuV/m)	Margin(dB)	Factor(dB)	Dist(m)	Pol.(H/V)	Azimuth(°)	Height(m)	Comments
AV	2.4606G	101.42	Inf	-Inf	30.86	3	V	360	2.50	-
AV	2.4838G	53.74	54.00	-0.26	30.85	3	V	360	2.50	-
PK	2.4636G	111.58	Inf	-Inf	30.85	3	V	360	2.50	-
PK	2.485G	72.78	74.00	-1.22	30.85	3	V	360	2.50	-



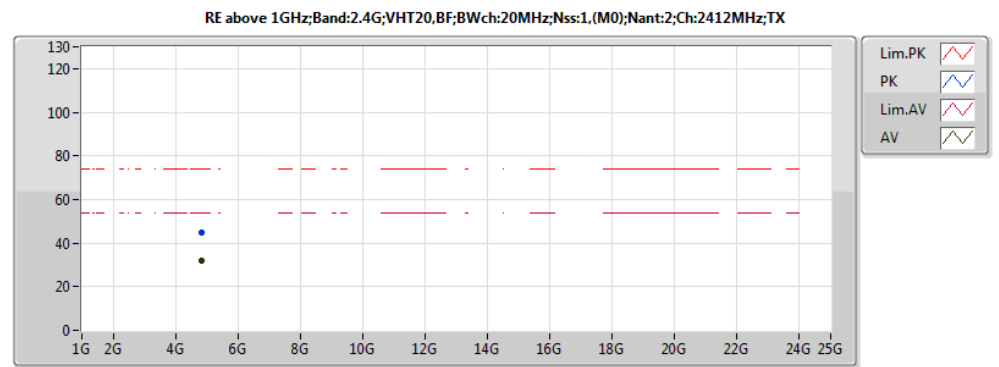






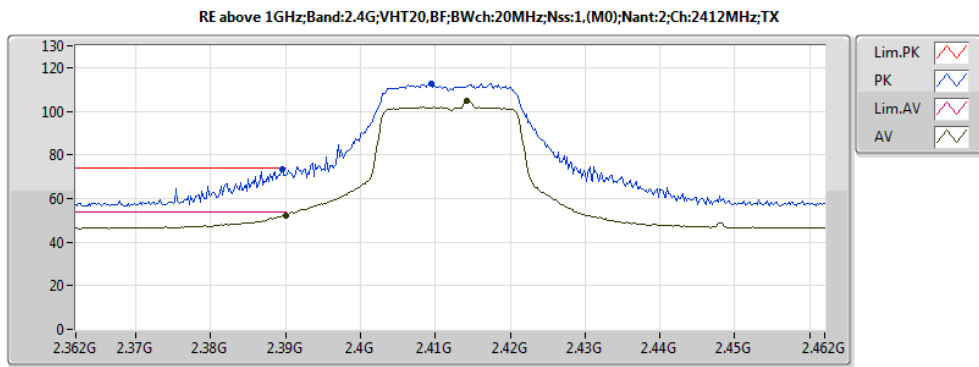
20161004
EUT Z 2TX-TXBF
Setting 1900
01-Z-1

Type	Freq(Hz)	Level(dBuV/m)	Limit(dBuV/m)	Margin(dB)	Factor(dB)	Dist(m)	Pol.(H/V)	Azimuth(°)	Height(m)	Comments
AV	2.39G	49.12	54.00	-4.88	30.89	3	H	257	2.83	-
AV	2.409G	97.61	Inf	-Inf	30.88	3	H	257	2.83	-
AV	4.82292G	31.86	54.00	-22.14	3.25	3	H	288	2.34	-
PK	2.3886G	70.84	74.00	-3.16	30.89	3	H	257	2.83	-
PK	2.4086G	108.04	Inf	-Inf	30.88	3	H	257	2.83	-
PK	4.82324G	44.76	74.00	-29.24	3.25	3	H	288	2.34	-
AV	2.39G	52.17	54.00	-1.83	30.89	3	V	171	1.50	-
AV	2.4142G	105.03	Inf	-Inf	30.87	3	V	171	1.50	-
AV	4.82436G	31.77	54.00	-22.23	3.25	3	V	285	1.57	-
PK	2.3896G	73.47	74.00	-0.53	30.89	3	V	171	1.50	-
PK	2.4094G	112.81	Inf	-Inf	30.88	3	V	171	1.50	-
PK	4.83284G	44.88	74.00	-29.12	3.27	3	V	285	1.57	-



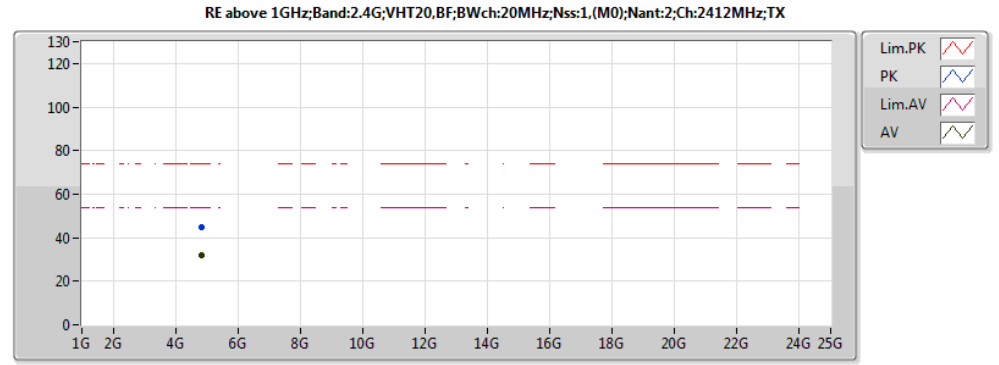
20161004
EUT Z 2TX-TXBF
Setting 1900
01-Z-1

Type	Freq(Hz)	Level(dBuV/m)	Limit(dBuV/m)	Margin(dB)	Factor(dB)	Dist(m)	Pol.(H/V)	Azimuth(°)	Height(m)	Comments
AV	4.82436G	31.77	54.00	-22.23	3.25	3	V	285	1.57	-
PK	4.83284G	44.88	74.00	-29.12	3.27	3	V	285	1.57	-



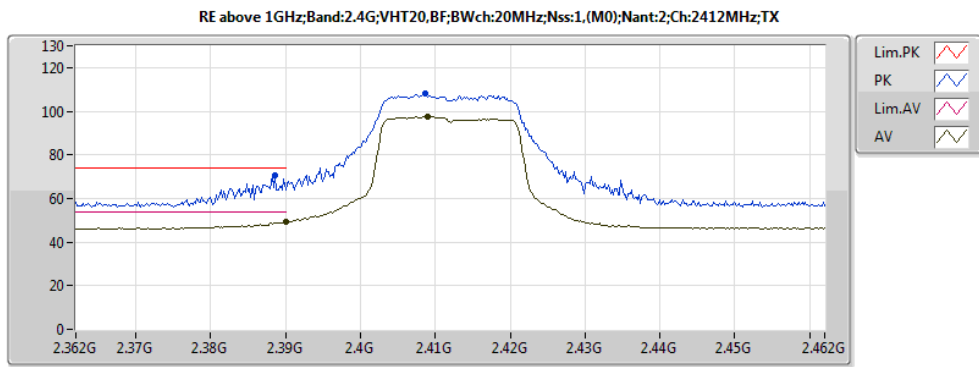
20161004
EUT Z 2TX-TXBF
Setting 1900
01-Z-1

Type	Freq(Hz)	Level(dBuV/m)	Limit(dBuV/m)	Margin(dB)	Factor(dB)	Dist(m)	Pol.(H/V)	Azimuth(°)	Height(m)	Comments
AV	2.39G	52.17	54.00	-1.83	30.89	3	V	171	1.50	-
AV	2.4142G	105.03	Inf	-Inf	30.87	3	V	171	1.50	-
PK	2.3896G	73.47	74.00	-0.53	30.89	3	V	171	1.50	-
PK	2.4094G	112.81	Inf	-Inf	30.88	3	V	171	1.50	-



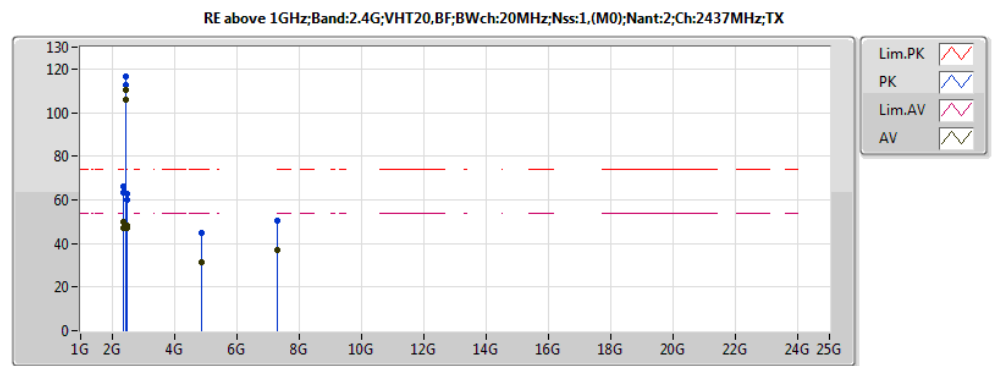
20161004
EUT Z 2TX-TXBF
Setting 1900
01-Z-1

Type	Freq(Hz)	Level(dBuV/m)	Limit(dBuV/m)	Margin(dB)	Factor(dB)	Dist(m)	Pol.(H/V)	Azimuth(°)	Height(m)	Comments
AV	4.82292G	31.86	54.00	-22.14	3.25	3	H	288	2.34	-
PK	4.82324G	44.76	74.00	-29.24	3.25	3	H	288	2.34	-



20161004
EUT Z 2TX-TXBF
Setting 1900
01-Z-1

Type	Freq(Hz)	Level(dBuV/m)	Limit(dBuV/m)	Margin(dB)	Factor(dB)	Dist(m)	Pol.(H/V)	Azimuth(°)	Height(m)	Comments
AV	2.39G	49.12	54.00	-4.88	30.89	3	H	257	2.83	-
AV	2.409G	97.61	Inf	-Inf	30.88	3	H	257	2.83	-
PK	2.3886G	70.84	74.00	-3.16	30.89	3	H	257	2.83	-
PK	2.4086G	108.04	Inf	-Inf	30.88	3	H	257	2.83	-



20161004
EUT Z 2TX-TXBF
Setting 2500
01-Z-1

Type	Freq(Hz)	Level(dBuV/m)	Limit(dBuV/m)	Margin(dB)	Factor(dB)	Dist(m)	Pol.(H/V)	Azimuth(°)	Height(m)	Comments
AV	2.389G	47.06	54.00	-6.94	30.89	3	H	265	1.60	-
AV	2.435G	110.32	Inf	-Inf	30.87	3	H	265	1.60	-
AV	2.4862G	46.87	54.00	-7.13	30.85	3	H	265	1.60	-
AV	4.87944G	31.44	54.00	-22.56	3.35	3	H	162	1.85	-
AV	7.31204G	36.79	54.00	-17.21	8.31	3	H	175	1.17	-
PK	2.3866G	63.57	74.00	-10.43	30.89	3	H	265	1.60	-
PK	2.4422G	112.85	Inf	-Inf	30.86	3	H	265	1.60	-
PK	2.4854G	59.84	74.00	-14.16	30.85	3	H	265	1.60	-
PK	4.8652G	44.55	74.00	-29.45	3.33	3	H	162	1.85	-
PK	7.30964G	50.20	74.00	-23.80	8.30	3	H	175	1.17	-
AV	2.3898G	49.95	54.00	-4.05	30.89	3	V	53	1.01	-
AV	2.4346G	106.10	Inf	-Inf	30.87	3	V	53	1.01	-
AV	2.4962G	47.92	54.00	-6.08	30.84	3	V	53	1.01	-
AV	4.8656G	31.47	54.00	-22.53	3.33	3	V	107	1.65	-
AV	7.31892G	36.85	54.00	-17.15	8.33	3	V	110	1.63	-
PK	2.385G	66.07	74.00	-7.93	30.89	3	V	53	1.01	-
PK	2.4346G	116.36	Inf	-Inf	30.87	3	V	53	1.01	-
PK	2.485G	63.02	74.00	-10.98	30.85	3	V	53	1.01	-
PK	4.88272G	44.81	74.00	-29.19	3.36	3	V	107	1.65	-
PK	7.31996G	50.71	74.00	-23.29	8.33	3	V	110	1.63	-

