




12. SETUP PHOTOS



ANTENNA PORT CONDUCTED RF MEASUREMENT SETUP





RADIATED RF MEASUREMENT SETUP (BELOW 1 GHz)







RADIATED RF MEASUREMENT SETUP (ABOVE 1 GHz)



RADIATED RF MEASUREMENT SETUP FOR PORTABLE CONFIGURATION








POWERLINE CONDUCTED EMISSIONS MEASUREMENT SETUP

LINE CONDUCTED FRONT PHOTO




LINE CONDUCTED BACK PHOTO



DYNAMIC FREQUENCY SELECTION MEASUREMENT SETUP

DFS FRONT PHOTO (EUT)



DFS SIDE PHOTO (EUT)





END OF REPORT