





9. SETUP PHOTOS






BELOW 1GHz FRONT PHOTO




BELOW 1GHz BACK PHOTO



ABOVE 1GHz FRONT PHOTO




ABOVE 1GHz BACK PHOTO



X-AXIS PHOTO





Y-AXIS PHOTO



Z-AXIS PHOTO

DYNAMIC FREQUENCY SELECTION MEASUREMENT SETUP



END OF REPORT