

System Check_Head_750MHz

DUT: D750V3 - 1107

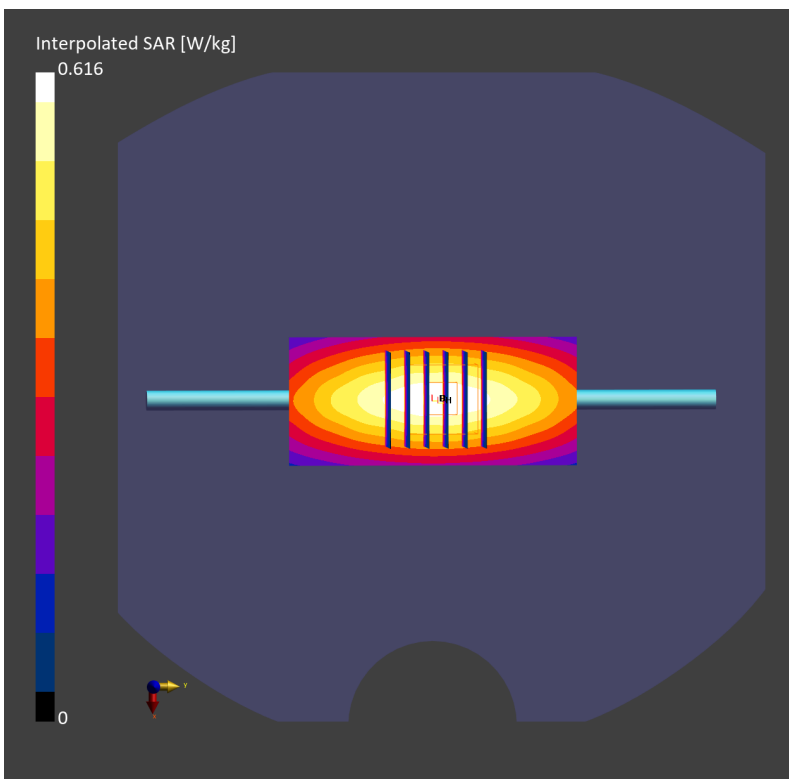
Communication System: CW; Frequency: 750.0 MHz; Duty Cycle: 1:1
Medium: HSL_750_230422 Medium parameters used: $f=750.0$ MHz; $\sigma=0.888$ S/m; $\epsilon_r=41.3$
Ambient Temperature: 23.4°C; Liquid Temperature: 22.4°C

DASY6 Configuration:

- Probe: EX3DV4 - SN3931; ConvF(10.51, 10.51, 10.51); Calibrated: 2022-10-31
- Sensor-Surface: 1.4 mm
- Electronics: DAE4 Sn1696; Calibrated: 2022-11-09
- Phantom: Twin-SAM V8.0 (30deg probe tilt); Serial: 2079; Section: Flat
- Measurement Software: 16.2.2.1588
- UID: CW

Pin=50mW/Area Scan (40.0 mm x 90.0 mm): Measurement Grid: 10.0 mm x 15.0 mm
SAR (1g) = 0.405 W/kg; SAR (10g) = 0.270 W/kg;

Pin=50mW/Zoom Scan (30.0 mm x 30.0 mm x 30.0 mm): Measurement Grid: 6.0 mm x 6.0 mm x 1.5 mm
Power Drift = 0.00 dB
SAR (1g) = 0.400 W/kg; SAR (8g) = 0.275 W/kg; SAR (10g) = 0.261 W/kg
Smallest distance from peaks to all points 3 dB below = 23.0 mm
Ratio of SAR at M2 to SAR at M1 = 87.1 %



System Check_Head_750MHz

DUT: D750V3 - SN1107

Communication System: CW; Frequency: 750.000 MHz; Duty Cycle: 1:1

Medium: HSL_750_230423 Medium parameters used: $f = 750.000$ MHz; $\sigma = 0.888$ S/m; $\epsilon_r = 41.1$

Ambient Temperature: 23.5°C; Liquid Temperature: 22.5°C

DASY6 Configuration:

- Probe: EX3DV4 - SN3931; ConvF(10.51, 10.51, 10.51); Calibrated: 2022-10-31
- Sensor-Surface: 1.4 mm
- Electronics: DAE4 Sn1696; Calibrated: 2022-11-09
- Phantom: Twin-SAM V8.0 (30deg probe tilt); Serial: 2079; Section: Flat
- Measurement Software: 16.2.2.1588
- UID: CW

Pin=50mW/Area Scan (40.0 mm x 90.0 mm): Measurement Grid: 10.0 mm x 15.0 mm

SAR (1g) = 0.404 W/kg; SAR (10g) = 0.269 W/kg;

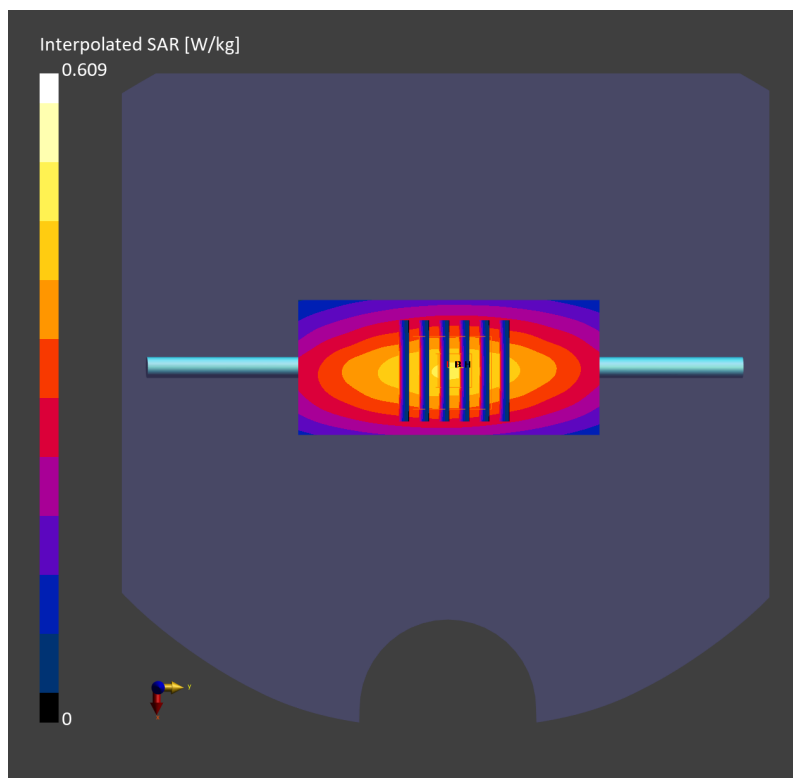
Pin=50mW/Zoom Scan (30.0 mm x 30.0 mm x 30.0 mm): Measurement Grid: 6.0 mm x 6.0 mm x 1.5 mm

Power Drift = 0.02 dB

SAR (1g) = 0.400 W/kg; SAR (8g) = 0.277 W/kg; SAR (10g) = 0.262 W/kg

Smallest distance from peaks to all points 3 dB below = > 15.0 mm

Ratio of SAR at M2 to SAR at M1 = 88.2 %



System Check_Head_750MHz

DUT: D750V3 - 1107

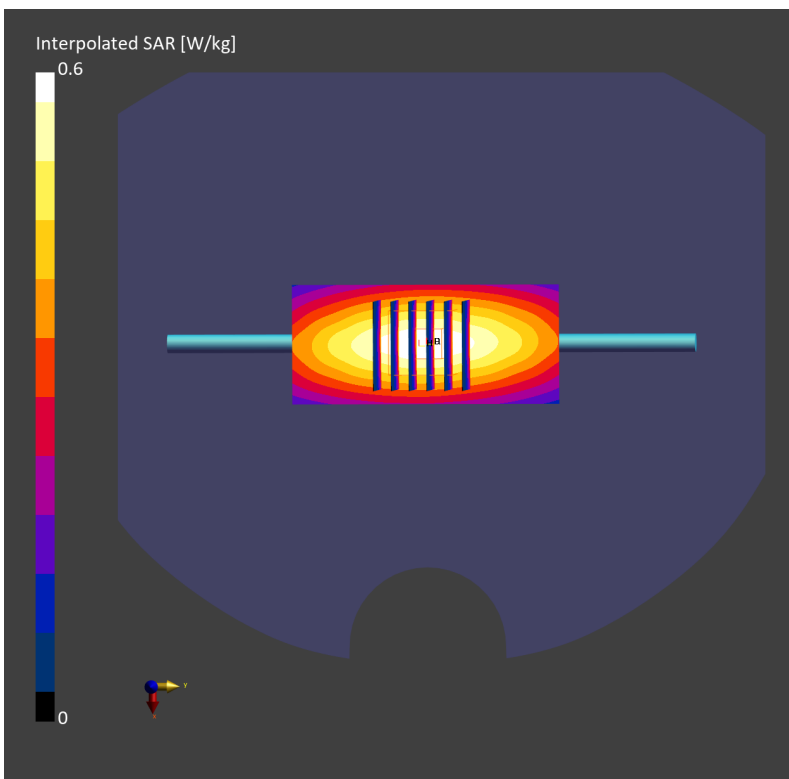
Communication System: CW; Frequency: 750.0 MHz; Duty Cycle: 1:1
Medium: HSL_750_230424 Medium parameters used: $f = 750.0$ MHz; $\sigma = 0.875$ S/m; $\epsilon_r = 43.0$
Ambient Temperature: 23.5°C; Liquid Temperature: 22.5°C

DASY6 Configuration:

- Probe: EX3DV4 - SN3931; ConvF(10.51, 10.51, 10.51); Calibrated: 2022-10-31
- Sensor-Surface: 1.4 mm
- Electronics: DAE4 Sn1696; Calibrated: 2022-11-09
- Phantom: Twin-SAM V8.0 (30deg probe tilt); Serial: 2079; Section: Flat
- Measurement Software: 16.2.2.1588
- UID: CW

Pin=50mW/Area Scan (40.0 mm x 90.0 mm): Measurement Grid: 10.0 mm x 15.0 mm
SAR (1g) = 0.395 W/kg; SAR (10g) = 0.263 W/kg;

Pin=50mW/Zoom Scan (30.0 mm x 30.0 mm x 30.0 mm): Measurement Grid: 6.0 mm x 6.0 mm x 1.5 mm
Power Drift = 0.02 dB
SAR (1g) = 0.391 W/kg; SAR (8g) = 0.270 W/kg; SAR (10g) = 0.255 W/kg
Smallest distance from peaks to all points 3 dB below = 20.5 mm
Ratio of SAR at M2 to SAR at M1 = 87.3 %



System Check_Head_750MHz

DUT: D750V3 - 1107

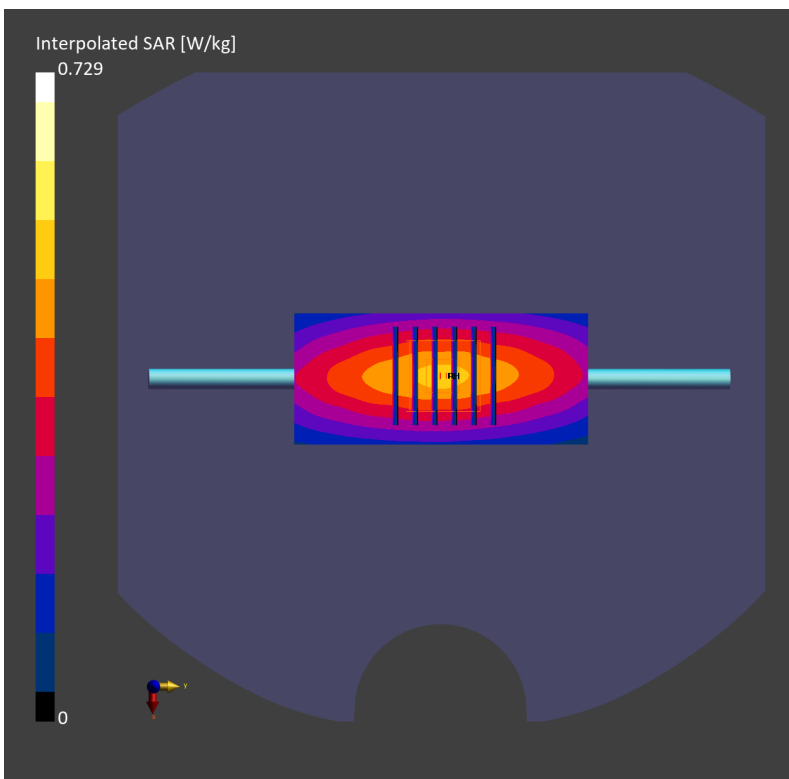
Communication System: CW; Frequency: 750.0 MHz; Duty Cycle: 1:1
Medium: HSL_750_230427 Medium parameters used: $f=750.0$ MHz; $\sigma=0.872$ S/m; $\epsilon_r=41.9$
Ambient Temperature: 23.3°C; Liquid Temperature: 22.3°C

DASY6 Configuration:

- Probe: EX3DV4 - SN3931; ConvF(10.51, 10.51, 10.51); Calibrated: 2022-10-31
- Sensor-Surface: 1.4 mm
- Electronics: DAE4 Sn1696; Calibrated: 2022-11-09
- Phantom: Twin-SAM V8.0 (30deg probe tilt); Serial: 2079_Gap; Section: Flat
- Measurement Software: 16.2.2.1588
- UID: CW

Pin=50mW/Area Scan (40.0 mm x 90.0 mm): Measurement Grid: 10.0 mm x 15.0 mm
SAR (1g) = 0.440 W/kg; SAR (10g) = 0.288 W/kg;

Pin=50mW/Zoom Scan (30.0 mm x 30.0 mm x 30.0 mm): Measurement Grid: 6.0 mm x 6.0 mm x 1.5 mm
Power Drift = 0.01 dB
SAR (1g) = 0.440 W/kg; SAR (8g) = 0.294 W/kg; SAR (10g) = 0.278 W/kg
Smallest distance from peaks to all points 3 dB below = 14.4 mm
Ratio of SAR at M2 to SAR at M1 = 84.7 %



System Check_Head_750MHz**DUT: D750V3 - 1107**

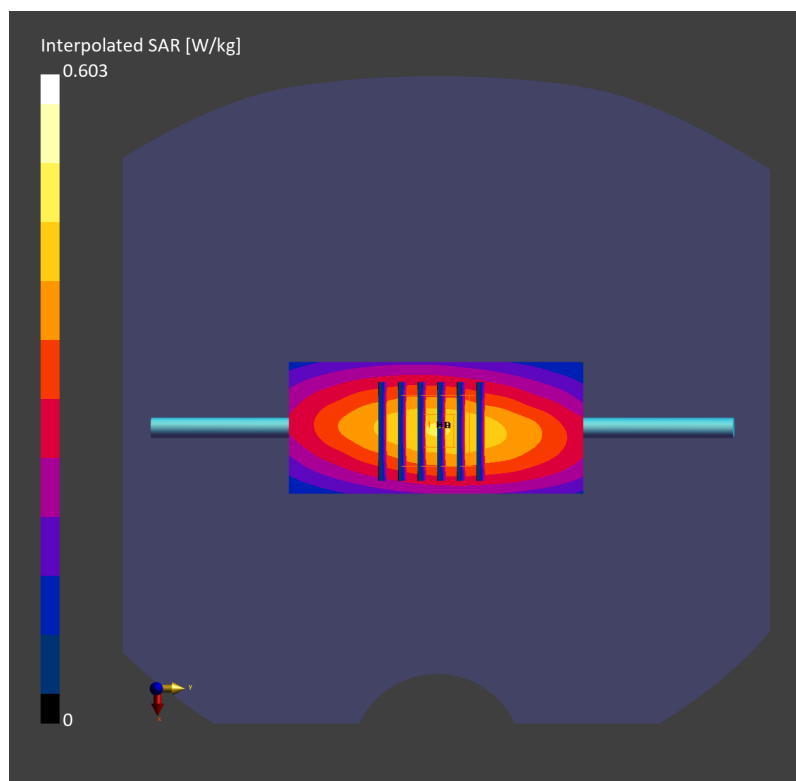
Communication System: CW; Frequency: 750.0 MHz; Duty Cycle: 1:1
Medium: HSL_750_230501 Medium parameters used: $f=750.0$ MHz; $\sigma=0.879$ S/m; $\epsilon_r=41.6$
Ambient Temperature: 23.3°C; Liquid Temperature: 22.3°C

DASY6 Configuration:

- Probe: EX3DV4 - SN3931; ConvF(10.51, 10.51, 10.51); Calibrated: 2022-10-31
- Sensor-Surface: 1.4 mm
- Electronics: DAE4 Sn1696; Calibrated: 2022-11-09
- Phantom: Twin-SAM V8.0 (30deg probe tilt); Serial: 2079; Section: Flat
- Measurement Software: 16.2.2.1588
- UID: CW

Pin=50mW/Area Scan (40.0 mm x 90.0 mm): Measurement Grid: 10.0 mm x 15.0 mm
SAR (1g) = 0.396 W/kg; SAR (10g) = 0.264 W/kg;

Pin=50mW/Zoom Scan (30.0 mm x 30.0 mm x 30.0 mm): Measurement Grid: 6.0 mm x 6.0 mm x 1.5 mm
Power Drift = -0.00 dB
SAR (1g) = 0.392 W/kg; SAR (8g) = 0.271 W/kg; SAR (10g) = 0.256 W/kg
Smallest distance from peaks to all points 3 dB below = 22.1 mm
Ratio of SAR at M2 to SAR at M1 = 87.1 %



System Check_Head_750MHz

DUT: D750V3 - 1107

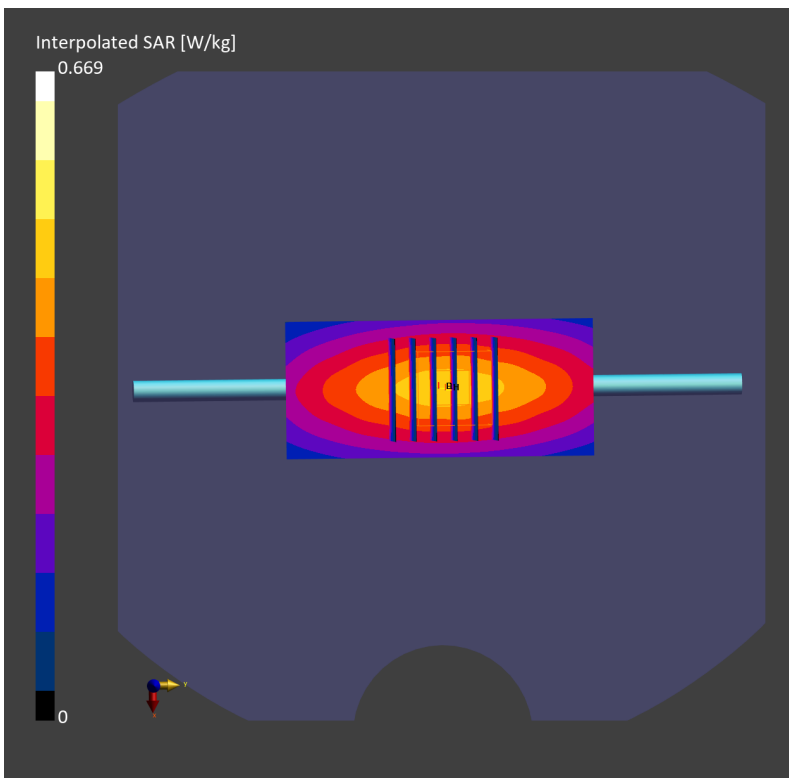
Communication System: CW; Frequency: 750.0 MHz; Duty Cycle: 1:1
Medium: HSL_750_230513 Medium parameters used: $f = 750.0$ MHz; $\sigma = 0.885$ S/m; $\epsilon_r = 41.7$
Ambient Temperature: 23.2°C; Liquid Temperature: 22.2°C

DASY6 Configuration:

- Probe: EX3DV4 - SN7791; ConvF(8.85, 9.89, 8.98); Calibrated: 2023-02-22
- Sensor-Surface: 1.4 mm
- Electronics: DAE4 Sn1647; Calibrated: 2022-11-18
- Phantom: Twin-SAM V8.0 (30deg probe tilt); Serial: 1919; Section: Flat
- Measurement Software: 16.2.4.2448
- UID: CW

Pin=50mW/Area Scan (40.0 mm x 90.0 mm): Measurement Grid: 10.0 mm x 15.0 mm
SAR (1g) = 0.424 W/kg; SAR (10g) = 0.281 W/kg;

Pin=50mW/Zoom Scan (30.0 mm x 30.0 mm x 30.0 mm): Measurement Grid: 6.0 mm x 6.0 mm x 1.5 mm
Power Drift = -0.01 dB
SAR (1g) = 0.420 W/kg; SAR (8g) = 0.290 W/kg; SAR (10g) = 0.274 W/kg
Smallest distance from peaks to all points 3 dB below = > 15.0 mm
Ratio of SAR at M2 to SAR at M1 = 85.4 %



System Check_Head_750MHz

D750V3 - SN1107

Communication System: CW; Frequency: 750.000 MHz; Duty Cycle: 1:1

Medium: HSL_750_230515 Medium parameters used: $f = 750.000$ MHz; $\sigma = 0.876$ S/m; $\epsilon_r = 41.9$

Ambient Temperature: 23.3°C; Liquid Temperature: 22.3°C

DASY6 Configuration:

- Probe: EX3DV4 - SN7791; ConvF(8.85, 9.89, 8.98); Calibrated: 2023-02-22
- Sensor-Surface: 1.4 mm
- Electronics: DAE4 Sn1647; Calibrated: 2022-11-18
- Phantom: Twin-SAM V8.0 (30deg probe tilt); Serial: 1919; Section: Flat
- Measurement Software: 16.2.4.2448
- UID: CW

Pin=50mW/Area Scan (40.0 mm x 90.0 mm): Measurement Grid: 10.0 mm x 15.0 mm

SAR (1g) = 0.423 W/kg; SAR (10g) = 0.281 W/kg;

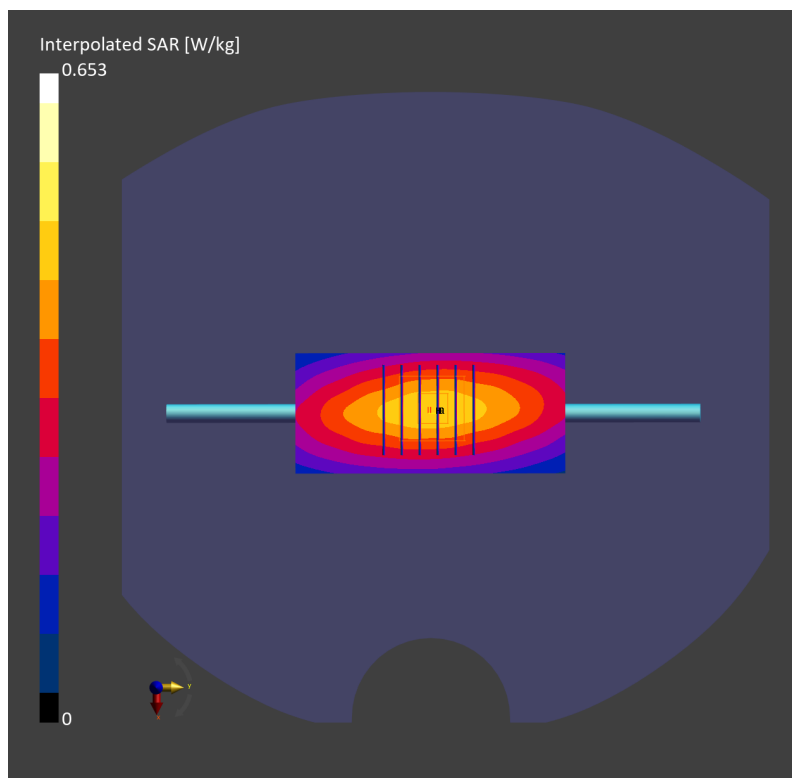
Pin=50mW/Zoom Scan (30.0 mm x 30.0 mm x 30.0 mm): Measurement Grid: 6.0 mm x 6.0 mm x 1.5 mm

Power Drift = 0.00 dB

SAR (1g) = 0.418 W/kg; SAR (8g) = 0.290 W/kg; SAR (10g) = 0.275 W/kg

Smallest distance from peaks to all points 3 dB below = 20.5 mm

Ratio of SAR at M2 to SAR at M1 = 86.2 %



System Check_Head_750MHz

D750V3-1107

Communication System: CW; Frequency: 750.000 MHz; Duty Cycle: 1:1

Medium: HSL_750_230517 Medium parameters used: $f = 750.000$ MHz; $\sigma = 0.871$ S/m; $\epsilon_r = 42.0$

Ambient Temperature: 23.6°C; Liquid Temperature: 22.6°C

DASY6 Configuration:

- Probe: EX3DV4 - SN7791; ConvF(8.85, 9.89, 8.98); Calibrated: 2023-02-22
- Sensor-Surface: 1.4 mm
- Electronics: DAE4 Sn1647; Calibrated: 2022-11-18
- Phantom: Twin-SAM V8.0 (30deg probe tilt); Serial: 1919; Section: Flat
- Measurement Software: 16.2.4.2448
- UID: CW

Pin=50mW/Area Scan (40.0 mm x 90.0 mm): Measurement Grid: 10.0 mm x 15.0 mm

SAR (1g) = 0.410 W/kg; SAR (10g) = 0.273 W/kg;

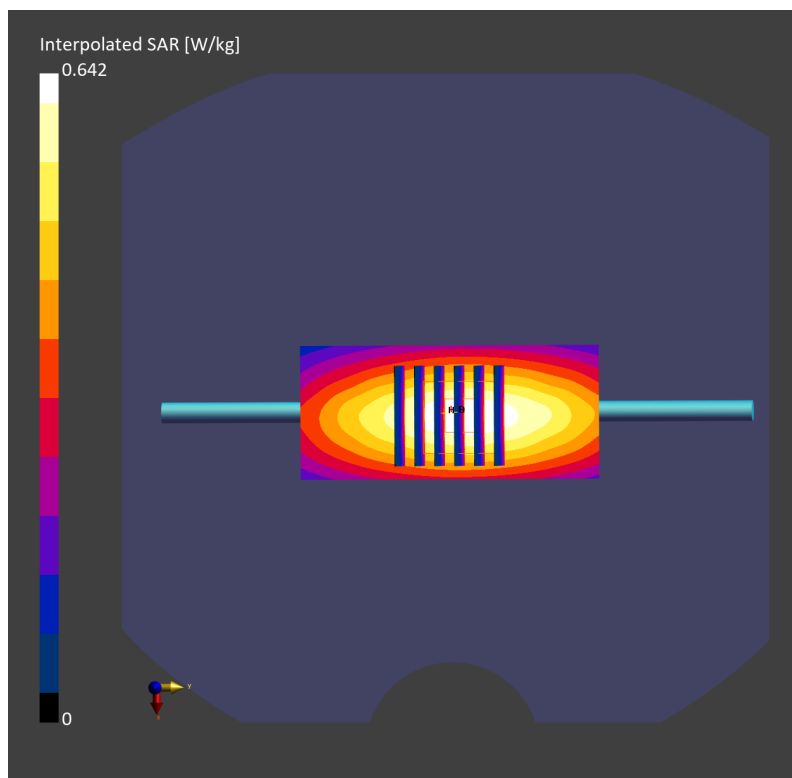
Pin=50mW/Zoom Scan (30.0 mm x 30.0 mm x 30.0 mm): Measurement Grid: 6.0 mm x 6.0 mm x 1.5 mm

Power Drift = 0.01 dB

SAR (1g) = 0.407 W/kg; SAR (8g) = 0.282 W/kg; SAR (10g) = 0.268 W/kg

Smallest distance from peaks to all points 3 dB below = > 15.0 mm

Ratio of SAR at M2 to SAR at M1 = 85.6 %



System Check_Head_750MHz

DUT: D750V3 - SN1107

Communication System: CW; Frequency: 750.000 MHz; Duty Cycle: 1:1

Medium: HSL_750_230518 Medium parameters used: $f = 750.000$ MHz; $\sigma = 0.879$ S/m; $\epsilon_r = 43.2$

Ambient Temperature: 23.3°C; Liquid Temperature: 22.3°C

DASY6 Configuration:

- Probe: EX3DV4 - SN3931; ConvF(10.51, 10.51, 10.51); Calibrated: 2022-10-31
- Sensor-Surface: 1.4 mm
- Electronics: DAE4 Sn1696; Calibrated: 2022-11-09
- Phantom: Twin-SAM V8.0 (30deg probe tilt); Serial: 2079; Section: Flat
- Measurement Software: 16.2.4.2448
- UID: CW

Pin=50mW/Area Scan (40.0 mm x 90.0 mm): Measurement Grid: 10.0 mm x 15.0 mm

SAR (1g) = 0.375 W/kg; SAR (10g) = 0.250 W/kg;

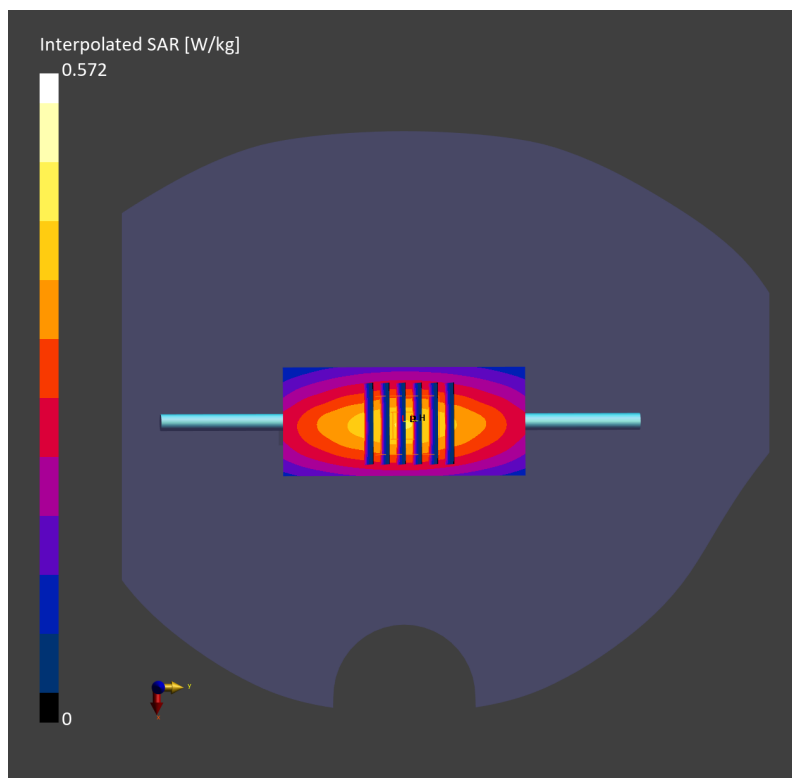
Pin=50mW/Zoom Scan (30.0 mm x 30.0 mm x 30.0 mm): Measurement Grid: 6.0 mm x 6.0 mm x 1.5 mm

Power Drift = 0.02 dB

SAR (1g) = 0.395 W/kg; SAR (8g) = 0.255 W/kg; SAR (10g) = 0.262 W/kg

Smallest distance from peaks to all points 3 dB below = > 15.0 mm

Ratio of SAR at M2 to SAR at M1 = 87.3 %



System Check_Head_750MHz

D750V3 - SN1107

Communication System: CW; Frequency: 750.000 MHz; Duty Cycle: 1:1

Medium: HSL_750_230527 Medium parameters used: $f = 750.000$ MHz; $\sigma = 0.879$ S/m; $\epsilon_r = 41.9$

Ambient Temperature: 23.1°C; Liquid Temperature: 22.1°C

DASY6 Configuration:

- Probe: EX3DV4 - SN7791; ConvF(8.85, 9.89, 8.98); Calibrated: 2023-02-22
- Sensor-Surface: 1.4 mm
- Electronics: DAE4 Sn1647; Calibrated: 2022-11-18
- Phantom: Twin-SAM V8.0 (30deg probe tilt); Serial: 1919; Section: Flat
- Measurement Software: 16.2.4.2524
- UID: CW

Pin=50mW/Area Scan (40.0 mm x 90.0 mm): Measurement Grid: 10.0 mm x 15.0 mm

SAR (1g) = 0.407 W/kg; SAR (10g) = 0.271 W/kg;

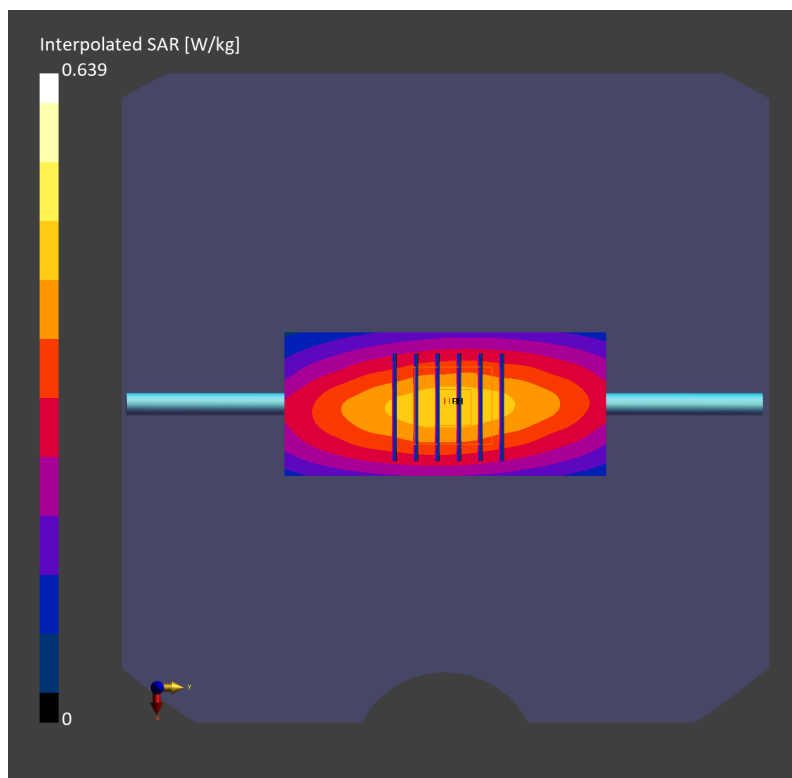
Pin=50mW/Zoom Scan (30.0 mm x 30.0 mm x 30.0 mm): Measurement Grid: 6.0 mm x 6.0 mm x 1.5 mm

Power Drift = 0.01 dB

SAR (1g) = 0.408 W/kg; SAR (8g) = 0.283 W/kg; SAR (10g) = 0.268 W/kg

Smallest distance from peaks to all points 3 dB below = > 15.0 mm

Ratio of SAR at M2 to SAR at M1 = 86.0 %



System Check_Head_835MHz

DUT: D835V2 - SN4d167

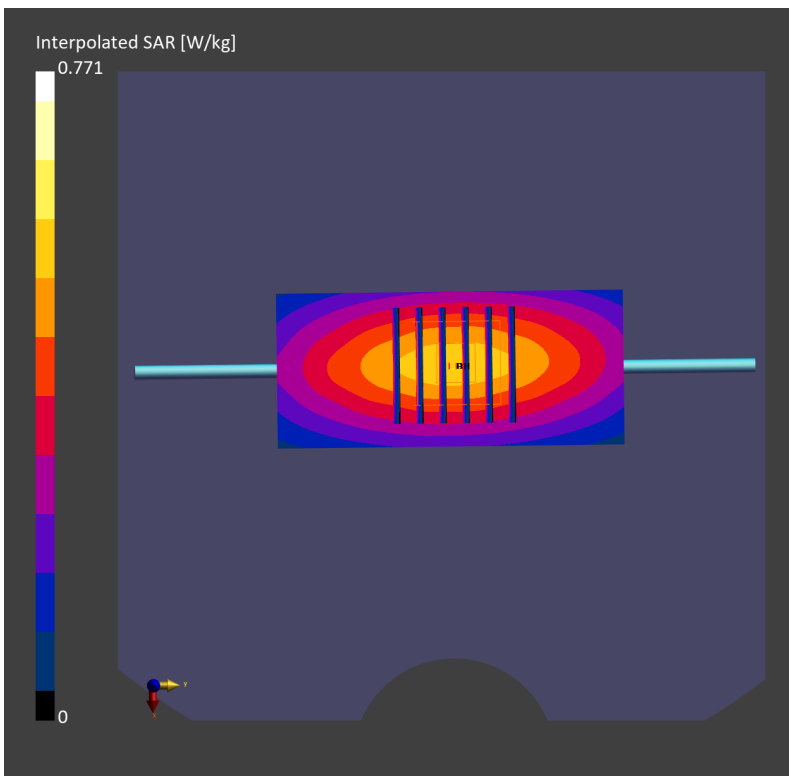
Communication System: CW; Frequency: 835.0 MHz; Duty Cycle: 1:1
Medium: HSL_850_230425 Medium parameters used: $f = 835.0$ MHz; $\sigma = 0.919$ S/m; $\epsilon_r = 41.4$
Ambient Temperature: 23.6°C; Liquid Temperature: 22.6°C

DASY6 Configuration:

- Probe: EX3DV4 - SN3931; ConvF(9.85, 9.85, 9.85); Calibrated: 2022-10-31
- Sensor-Surface: 1.4 mm
- Electronics: DAE4 Sn1696; Calibrated: 2022-11-09
- Phantom: Twin-SAM V8.0 (30deg probe tilt); Serial: 2079; Section: Flat
- Measurement Software: 16.2.2.1588
- UID: CW

Pin=50mW/Area Scan (40.0 mm x 90.0 mm): Measurement Grid: 10.0 mm x 15.0 mm
SAR (1g) = 0.486 W/kg; SAR (10g) = 0.321 W/kg;

Pin=50mW/Zoom Scan (30.0 mm x 30.0 mm x 30.0 mm): Measurement Grid: 6.0 mm x 6.0 mm x 1.5 mm
Power Drift = -0.00 dB
SAR (1g) = 0.486 W/kg; SAR (8g) = 0.332 W/kg; SAR (10g) = 0.314 W/kg
Smallest distance from peaks to all points 3 dB below = 16.8 mm
Ratio of SAR at M2 to SAR at M1 = 85.6 %



System Check_Head_835MHz

DUT: D835V2 - SN4d167

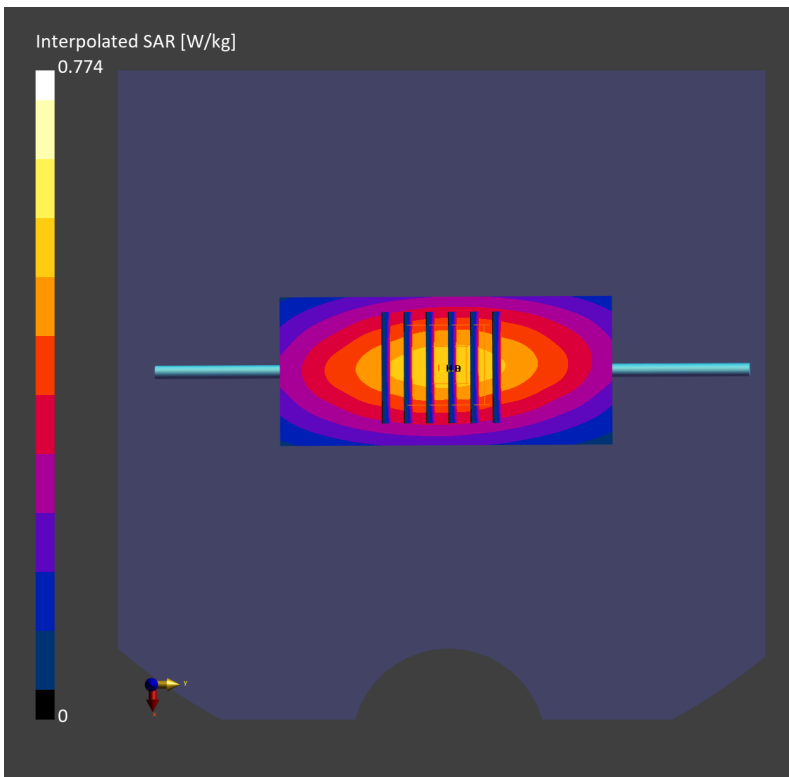
Communication System: CW; Frequency: 835.0 MHz; Duty Cycle: 1:1
Medium: HSL_850_230503 Medium parameters used: $f = 835.0$ MHz; $\sigma = 0.925$ S/m; $\epsilon_r = 41.5$
Ambient Temperature: 23.4°C; Liquid Temperature: 22.4°C

DASY6 Configuration:

- Probe: EX3DV4 - SN3931; ConvF(9.85, 9.85, 9.85); Calibrated: 2022-10-31
- Sensor-Surface: 1.4 mm
- Electronics: DAE4 Sn1696; Calibrated: 2022-11-09
- Phantom: Twin-SAM V8.0 (30deg probe tilt); Serial: 2079_Gap; Section: Flat
- Measurement Software: 16.2.2.1588
- UID: CW

Pin=50mW/Area Scan (40.0 mm x 90.0 mm): Measurement Grid: 10.0 mm x 15.0 mm
SAR (1g) = 0.491 W/kg; SAR (10g) = 0.324 W/kg;

Pin=50mW/Zoom Scan (30.0 mm x 30.0 mm x 30.0 mm): Measurement Grid: 6.0 mm x 6.0 mm x 1.5 mm
Power Drift = 0.01 dB
SAR (1g) = 0.493 W/kg; SAR (8g) = 0.338 W/kg; SAR (10g) = 0.320 W/kg
Smallest distance from peaks to all points 3 dB below = 17.8 mm
Ratio of SAR at M2 to SAR at M1 = 86.2 %



System Check_Head_835MHz

DUT: D835V2-4d167

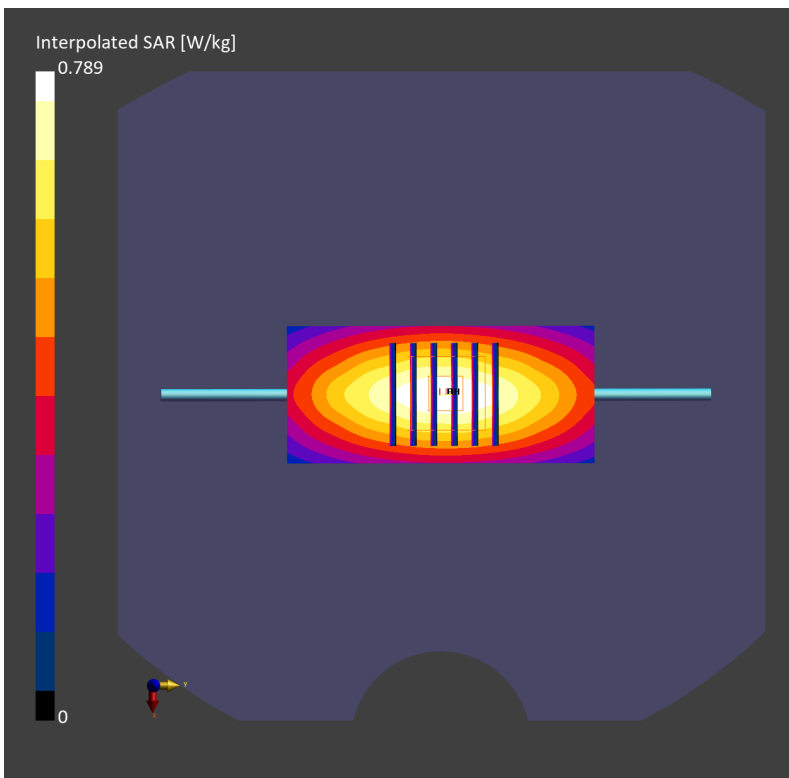
Communication System: CW; Frequency: 835.0 MHz; Duty Cycle: 1:1
Medium: HSL_850_230505 Medium parameters used: $f = 835.0$ MHz; $\sigma = 0.932$ S/m; $\epsilon_r = 41.6$
Ambient Temperature: 23.8°C; Liquid Temperature: 22.8°C

DASY6 Configuration:

- Probe: EX3DV4 - SN3931; ConvF(9.85, 9.85, 9.85); Calibrated: 2022-10-31
- Sensor-Surface: 1.4 mm
- Electronics: DAE4 Sn1696; Calibrated: 2022-11-09
- Phantom: Twin-SAM V8.0 (30deg probe tilt); Serial: 2079; Section: Flat
- Measurement Software: 16.2.2.1588
- UID: CW

Pin=50mW/Area Scan (40.0 mm x 90.0 mm): Measurement Grid: 10.0 mm x 15.0 mm
SAR (1g) = 0.490 W/kg; SAR (10g) = 0.324 W/kg;

Pin=50mW/Zoom Scan (30.0 mm x 30.0 mm x 30.0 mm): Measurement Grid: 6.0 mm x 6.0 mm x 1.5 mm
Power Drift = 0.01 dB
SAR (1g) = 0.492 W/kg; SAR (8g) = 0.335 W/kg; SAR (10g) = 0.317 W/kg
Smallest distance from peaks to all points 3 dB below = 19.7 mm
Ratio of SAR at M2 to SAR at M1 = 85.2 %



System Check_Head_835MHz

DUT: D835V2 - SN4d167

Communication System: CW; Frequency: 835.000 MHz; Duty Cycle: 1:1

Medium: HSL_850_230514 Medium parameters used: $f = 835.000$ MHz; $\sigma = 0.911$ S/m; $\epsilon_r = 41.4$

Ambient Temperature: 23.5°C; Liquid Temperature: 22.5°C

DASY6 Configuration:

- Probe: EX3DV4 - SN3931; ConvF(9.85, 9.85, 9.85); Calibrated: 2022-10-31
- Sensor-Surface: 1.4 mm
- Electronics: DAE4 Sn1696; Calibrated: 2022-11-09
- Phantom: Twin-SAM V8.0 (30deg probe tilt); Serial: 2079; Section: Flat
- Measurement Software: 16.2.4.2448
- UID: CW

Pin=50mW/Area Scan (40.0 mm x 90.0 mm): Measurement Grid: 10.0 mm x 15.0 mm

SAR (1g) = 0.515 W/kg; SAR (10g) = 0.339 W/kg;

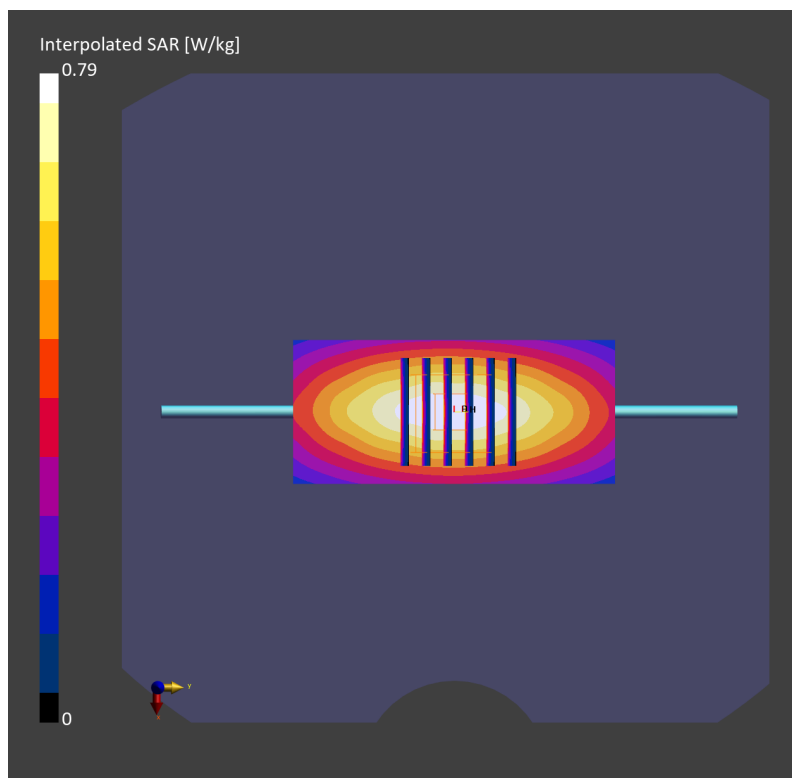
Pin=50mW/Zoom Scan (30.0 mm x 30.0 mm x 30.0 mm): Measurement Grid: 6.0 mm x 6.0 mm x 1.5 mm

Power Drift = -0.12 dB

SAR (1g) = 0.495 W/kg; SAR (8g) = 0.339 W/kg; SAR (10g) = 0.321 W/kg

Smallest distance from peaks to all points 3 dB below = > 15.0 mm

Ratio of SAR at M2 to SAR at M1 = 85.4 %



System Check_Head_835MHz

D835V2 - SN4d167

Communication System: CW; Frequency: 835.000 MHz; Duty Cycle: 1:1

Medium: HSL_850_230515 Medium parameters used: $f= 835.000$ MHz; $\sigma= 0.908$ S/m; $\epsilon_r = 41.6$

Ambient Temperature: 23.3°C; Liquid Temperature: 22.3°C

DASY6 Configuration:

- Probe: EX3DV4 - SN7791; ConvF(8.73, 9.71, 8.75); Calibrated: 2023-02-22
- Sensor-Surface: 1.4 mm
- Electronics: DAE4 Sn1647; Calibrated: 2022-11-18
- Phantom: Twin-SAM V8.0 (30deg probe tilt); Serial: 1919; Section: Flat
- Measurement Software: 16.2.4.2524
- UID: CW

Pin=50mW/Area Scan (40.0 mm x 90.0 mm): Measurement Grid: 10.0 mm x 15.0 mm

SAR (1g) = 0.507 W/kg; SAR (10g) = 0.333 W/kg;

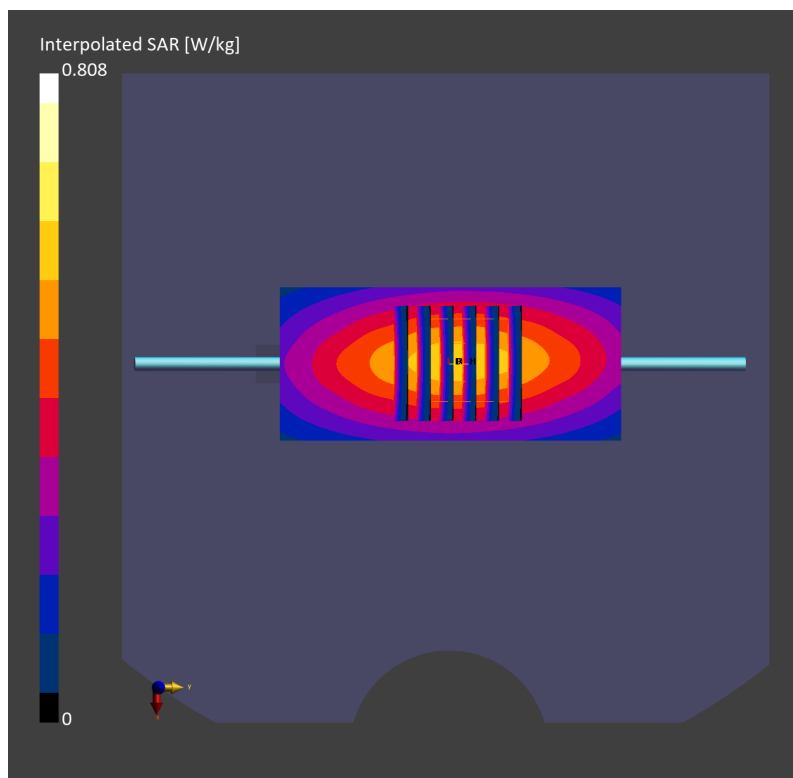
Pin=50mW/Zoom Scan (30.0 mm x 30.0 mm x 30.0 mm): Measurement Grid: 6.0 mm x 6.0 mm x 1.5 mm

Power Drift = 0.00 dB

SAR (1g) = 0.505 W/kg; SAR (8g) = 0.346 W/kg; SAR (10g) = 0.328 W/kg

Smallest distance from peaks to all points 3 dB below = 17.8 mm

Ratio of SAR at M2 to SAR at M1 = 85.4 %



System Check_Head_835MHz

DUT: D835V2 - SN4d167

Communication System: CW; Frequency: 835.000 MHz; Duty Cycle: 1:1

Medium: HSL_850_230519 Medium parameters used: $f= 835.000$ MHz; $\sigma= 0.923$ S/m; $\epsilon_r = 41.5$

Ambient Temperature: 23.3°C; Liquid Temperature: 22.3°C

DASY6 Configuration:

- Probe: EX3DV4 - SN3931; ConvF(9.85, 9.85, 9.85); Calibrated: 2022-10-31
- Sensor-Surface: 1.4 mm
- Electronics: DAE4 Sn1696; Calibrated: 2022-11-09
- Phantom: Twin-SAM V8.0 (30deg probe tilt); Serial: 2079; Section: Flat
- Measurement Software: 16.2.4.2524
- UID: CW

Pin=50mW/Area Scan (40.0 mm x 90.0 mm): Measurement Grid: 10.0 mm x 15.0 mm

SAR (1g) = 0.475 W/kg; SAR (10g) = 0.314 W/kg;

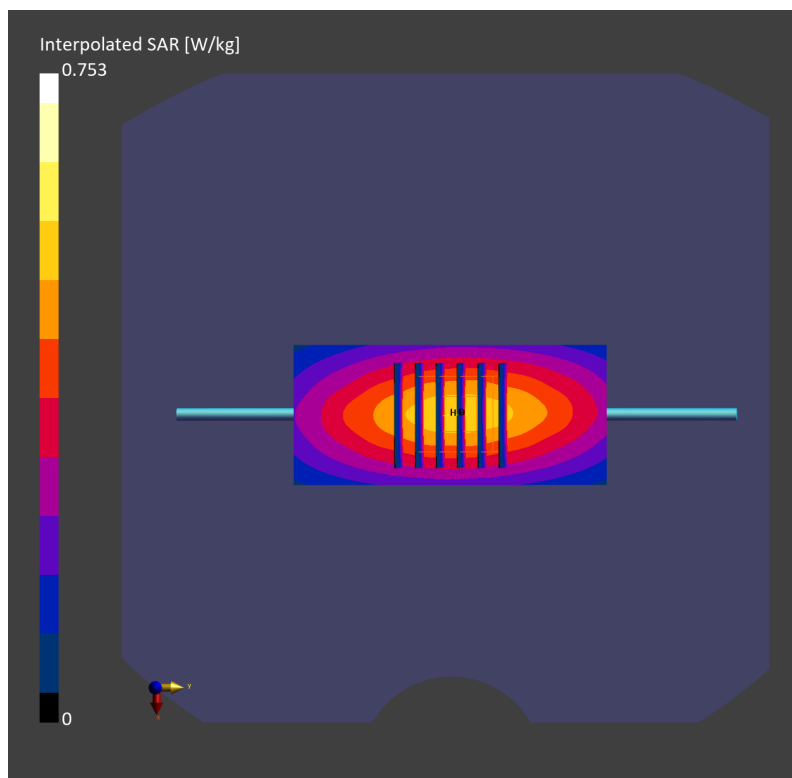
Pin=50mW/Zoom Scan (30.0 mm x 30.0 mm x 30.0 mm): Measurement Grid: 6.0 mm x 6.0 mm x 1.5 mm

Power Drift = 0.01 dB

SAR (1g) = 0.477 W/kg; SAR (8g) = 0.327 W/kg; SAR (10g) = 0.310 W/kg

Smallest distance from peaks to all points 3 dB below = 17.2 mm

Ratio of SAR at M2 to SAR at M1 = 85.8 %



System Check_Head_850MHz

DUT: D835V2-4d167

Communication System: CW; Frequency: 835.000 MHz; Duty Cycle: 1:1

Medium: HSL_850_230523 Medium parameters used: $f = 835.000$ MHz; $\sigma = 0.929$ S/m; $\epsilon_r = 41.8$

Ambient Temperature: 23.3°C; Liquid Temperature: 22.3°C

DASY6 Configuration:

- Probe: EX3DV4 - SN3931; ConvF(9.85, 9.85, 9.85); Calibrated: 2022-10-31
- Sensor-Surface: 1.4 mm
- Electronics: DAE4 Sn1696; Calibrated: 2022-11-09
- Phantom: Twin-SAM V8.0 (30deg probe tilt); Serial: 2079_Gap; Section: Flat
- Measurement Software: 16.2.4.2524
- UID: CW

Pin=50mW/Area Scan (40.0 mm x 90.0 mm): Measurement Grid: 10.0 mm x 15.0 mm

SAR (1g) = 0.515 W/kg; SAR (10g) = 0.341 W/kg;

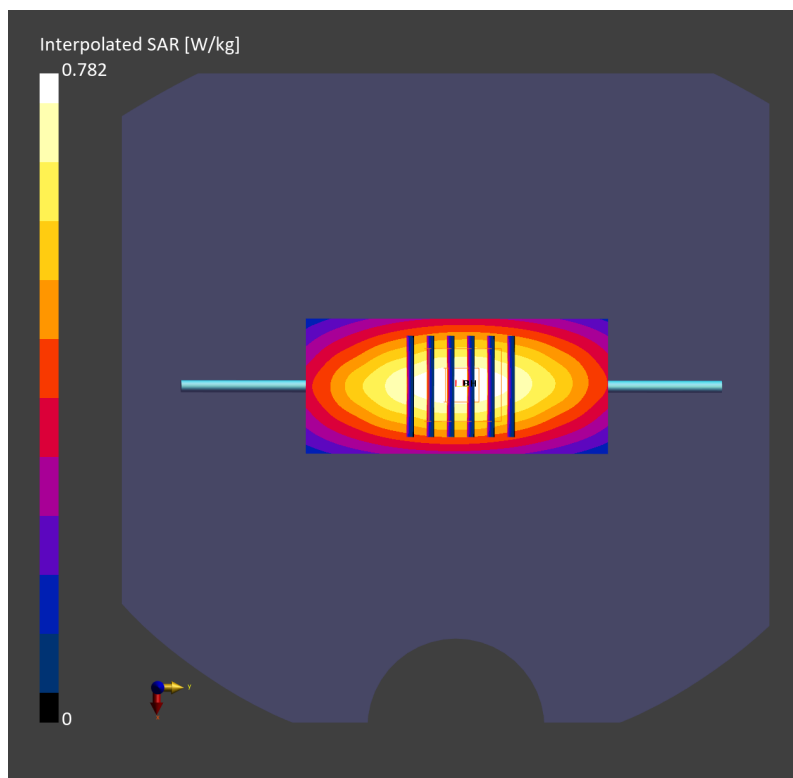
Pin=50mW/Zoom Scan (30.0 mm x 30.0 mm x 30.0 mm): Measurement Grid: 6.0 mm x 6.0 mm x 1.5 mm

Power Drift = -0.15 dB

SAR (1g) = 0.492 W/kg; SAR (8g) = 0.336 W/kg; SAR (10g) = 0.318 W/kg

Smallest distance from peaks to all points 3 dB below = 19.0 mm

Ratio of SAR at M2 to SAR at M1 = 85.6 %



System Check_Head_835MHz

D835V2-4d167

Communication System: CW; Frequency: 835.000 MHz; Duty Cycle: 1:1

Medium: HSL_850_230527 Medium parameters used: $f = 835.000$ MHz; $\sigma = 0.912$ S/m; $\epsilon_r = 41.6$

Ambient Temperature: 23.3°C; Liquid Temperature: 22.3°C

DASY6 Configuration:

- Probe: EX3DV4 - SN7791; ConvF(8.73, 9.71, 8.75); Calibrated: 2023-02-22
- Sensor-Surface: 1.4 mm
- Electronics: DAE4 Sn1647; Calibrated: 2022-11-18
- Phantom: Twin-SAM V8.0 (30deg probe tilt); Serial: 1919; Section: Flat
- Measurement Software: 16.2.4.2524
- UID: CW

Pin=50mW/Area Scan (40.0 mm x 90.0 mm): Measurement Grid: 10.0 mm x 15.0 mm

SAR (1g) = 0.512 W/kg; SAR (10g) = 0.336 W/kg;

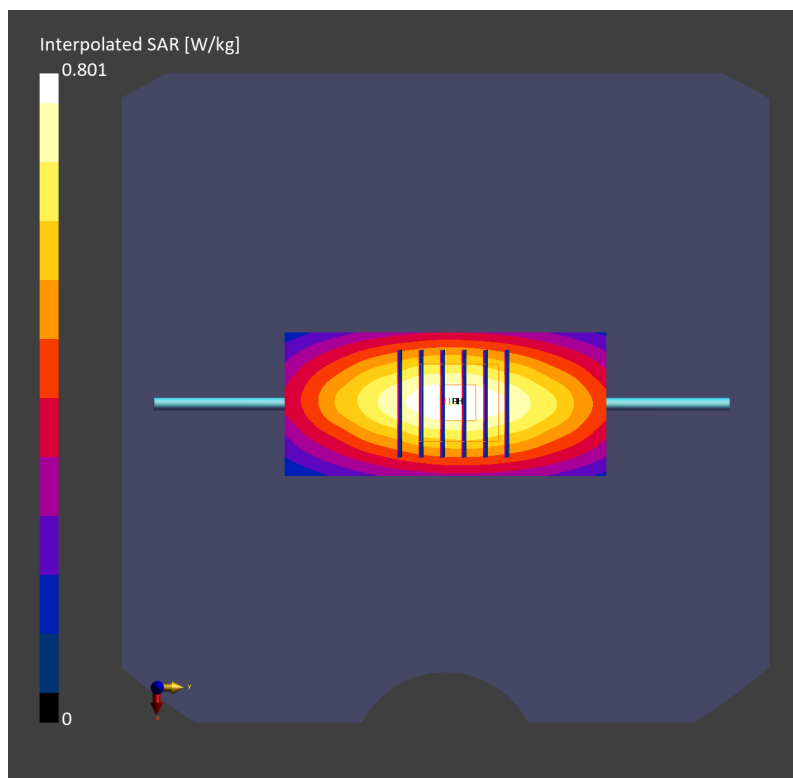
Pin=50mW/Zoom Scan (30.0 mm x 30.0 mm x 30.0 mm): Measurement Grid: 6.0 mm x 6.0 mm x 1.5 mm

Power Drift = 0.00 dB

SAR (1g) = 0.506 W/kg; SAR (8g) = 0.347 W/kg; SAR (10g) = 0.328 W/kg

Smallest distance from peaks to all points 3 dB below = 17.8 mm

Ratio of SAR at M2 to SAR at M1 = 86.2 %



System Check_Head_1750MHz

DUT: D1750V2 - SN1112

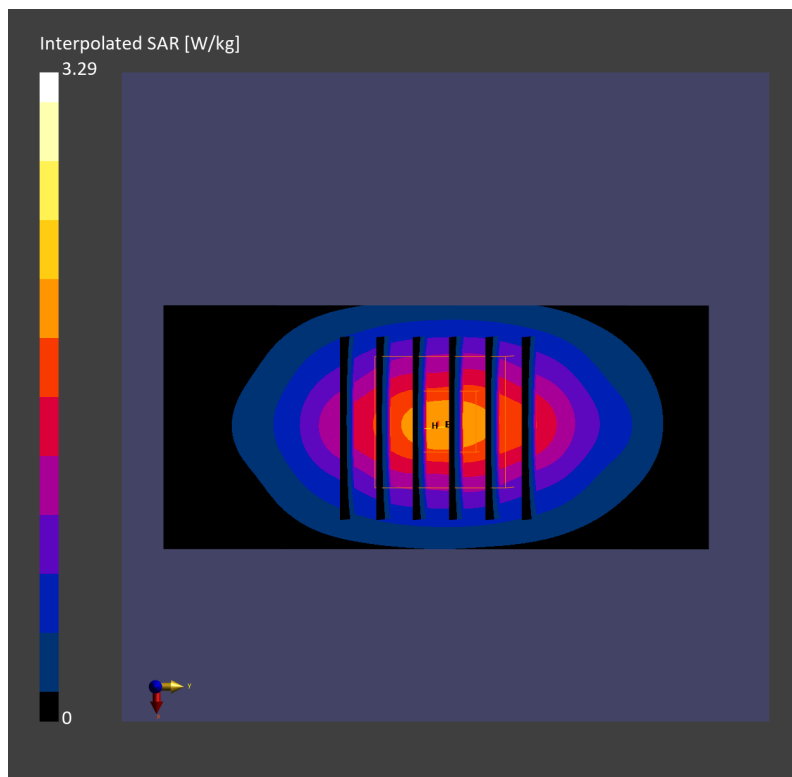
Communication System: CW; Frequency: 1750.0 MHz; Duty Cycle: 1:1
Medium: HSL_1750_230504 Medium parameters used: $f= 1750.0$ MHz; $\sigma= 1.36$ S/m; $\epsilon_r = 40.6$
Ambient Temperature: 23.6°C; Liquid Temperature: 22.6°C

DASY6 Configuration:

- Probe: EX3DV4 - SN3931; ConvF(8.66, 8.66, 8.66); Calibrated: 2022-10-31
- Sensor-Surface: 1.4 mm
- Electronics: DAE4 Sn1696; Calibrated: 2022-11-09
- Phantom: Twin-SAM V8.0 (30deg probe tilt); Serial: 2079; Section: Flat
- Measurement Software: 16.2.2.1588
- UID: CW

Pin=50mW/Area Scan (40.0 mm x 90.0 mm): Measurement Grid: 10.0 mm x 15.0 mm
SAR (1g) = 1.73 W/kg; SAR (10g) = 0.925 W/kg;

Pin=50mW/Zoom Scan (30.0 mm x 30.0 mm x 30.0 mm): Measurement Grid: 6.0 mm x 6.0 mm x 1.5 mm
Power Drift = -0.01 dB
SAR (1g) = 1.75 W/kg; SAR (8g) = 1.01 W/kg; SAR (10g) = 0.928 W/kg
Smallest distance from peaks to all points 3 dB below = 10.8 mm
Ratio of SAR at M2 to SAR at M1 = 81.8 %



System Check_Head_1750MHz

DUT: D1750V2-1112

Communication System: CW; Frequency: 1750.0 MHz; Duty Cycle: 1:1

Medium: HSL_1750_230506 Medium parameters used: $f = 1750.0$ MHz; $\sigma = 1.38$ S/m; $\epsilon_r = 40.7$

Ambient Temperature: 23.9°C; Liquid Temperature: 22.9°C

DASY6 Configuration:

- Probe: EX3DV4 - SN3931; ConvF(8.66, 8.66, 8.66); Calibrated: 2022-10-31
- Sensor-Surface: 1.4 mm
- Electronics: DAE4 Sn1696; Calibrated: 2022-11-09
- Phantom: Twin-SAM V8.0 (30deg probe tilt); Serial: 2079; Section: Flat
- Measurement Software: 16.2.2.1588
- UID: CW

Pin=50mW/Area Scan (40.0 mm x 90.0 mm): Measurement Grid: 10.0 mm x 15.0 mm

SAR (1g) = 1.75 W/kg; SAR (10g) = 0.935 W/kg;

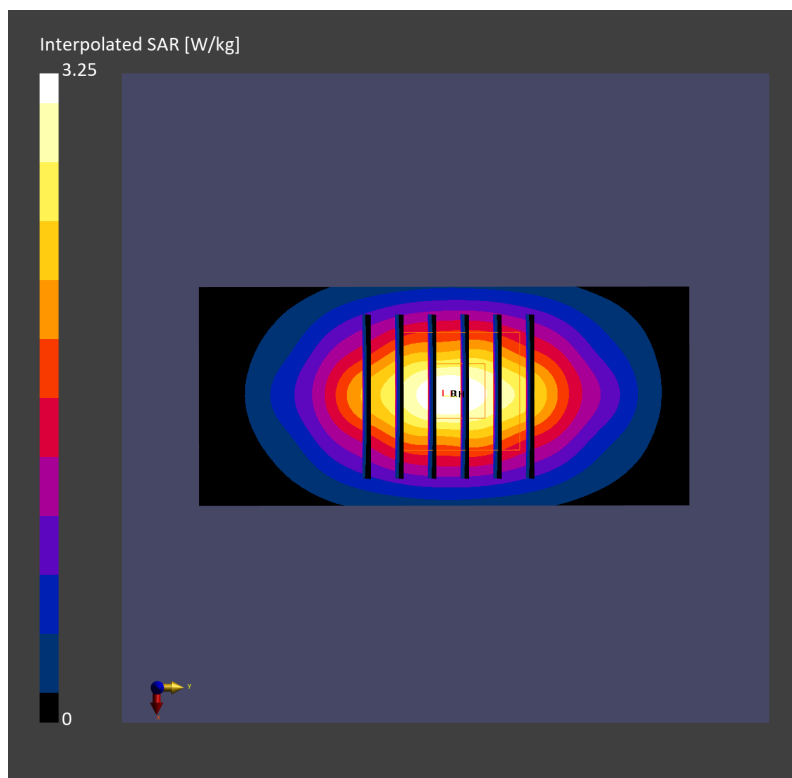
Pin=50mW/Zoom Scan (30.0 mm x 30.0 mm x 30.0 mm): Measurement Grid: 6.0 mm x 6.0 mm x 1.5 mm

Power Drift = 0.00 dB

SAR (1g) = 1.71 W/kg; SAR (8g) = 0.986 W/kg; SAR (10g) = 0.910 W/kg

Smallest distance from peaks to all points 3 dB below = 10.8 mm

Ratio of SAR at M2 to SAR at M1 = 81.2 %



System Check_Head_1750MHz

DUT: D1750V2-1112

Communication System: CW; Frequency: 1750.000 MHz; Duty Cycle: 1:1

Medium: HSL_1750_230512 Medium parameters used: $f=1750.000$ MHz; $\sigma=1.38$ S/m; $\epsilon_r=40.9$

Ambient Temperature: 23.5°C; Liquid Temperature: 22.5°C

DASY6 Configuration:

- Probe: EX3DV4 - SN3931; ConvF(8.66, 8.66, 8.66); Calibrated: 2022-10-31
- Sensor-Surface: 1.4 mm
- Electronics: DAE4 Sn1696; Calibrated: 2022-11-09
- Phantom: Twin-SAM V8.0 (30deg probe tilt); Serial: 2079; Section: Flat
- Measurement Software: 16.2.4.2448
- UID: CW

Pin=50mW/Area Scan (40.0 mm x 90.0 mm): Measurement Grid: 10.0 mm x 15.0 mm

SAR (1g) = 1.79 W/kg; SAR (10g) = 0.954 W/kg;

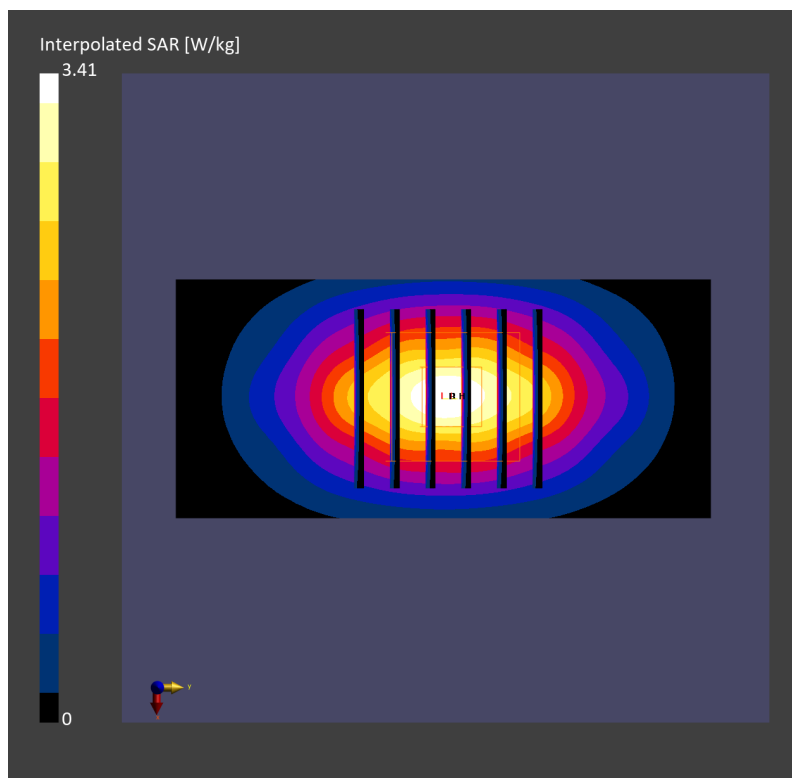
Pin=50mW/Zoom Scan (30.0 mm x 30.0 mm x 30.0 mm): Measurement Grid: 6.0 mm x 6.0 mm x 1.5 mm

Power Drift = -0.01 dB

SAR (1g) = 1.79 W/kg; SAR (8g) = 1.03 W/kg; SAR (10g) = 0.949 W/kg

Smallest distance from peaks to all points 3 dB below = 10.8 mm

Ratio of SAR at M2 to SAR at M1 = 81.2 %



System Check_Head_1750MHz

DUT: D1750V2 - SN1112

Communication System: CW; Frequency: 1750.000 MHz; Duty Cycle: 1:1

Medium: HSL_1750_230514 Medium parameters used: $f = 1750.000$ MHz; $\sigma = 1.35$ S/m; $\epsilon_r = 40.1$

Ambient Temperature: 23.5°C; Liquid Temperature: 22.5°C

DASY6 Configuration:

- Probe: EX3DV4 - SN3931; ConvF(8.66, 8.66, 8.66); Calibrated: 2022-10-31
- Sensor-Surface: 1.4 mm
- Electronics: DAE4 Sn1696; Calibrated: 2022-11-09
- Phantom: Twin-SAM V8.0 (30deg probe tilt); Serial: 2079; Section: Flat
- Measurement Software: 16.2.4.2448
- UID: CW

Pin=50mW/Area Scan (40.0 mm x 90.0 mm): Measurement Grid: 10.0 mm x 15.0 mm

SAR (1g) = 1.68 W/kg; SAR (10g) = 0.900 W/kg;

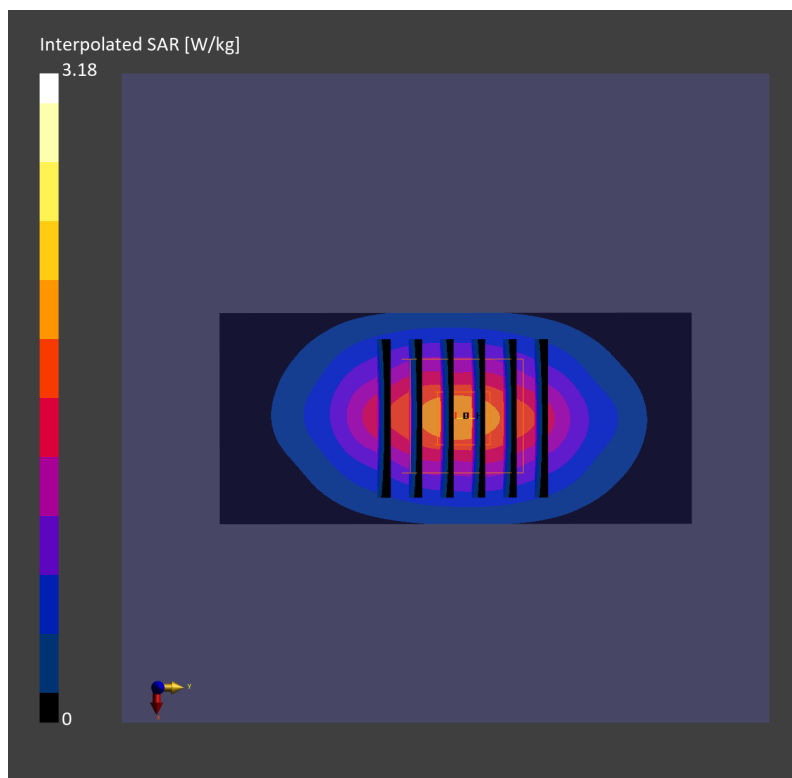
Pin=50mW/Zoom Scan (30.0 mm x 30.0 mm x 30.0 mm): Measurement Grid: 6.0 mm x 6.0 mm x 1.5 mm

Power Drift = 0.02 dB

SAR (1g) = 1.68 W/kg; SAR (8g) = 0.969 W/kg; SAR (10g) = 0.895 W/kg

Smallest distance from peaks to all points 3 dB below = 10.8 mm

Ratio of SAR at M2 to SAR at M1 = 81.7 %



System Check_Head_1750MHz

DUT: D1750V2 - SN1112

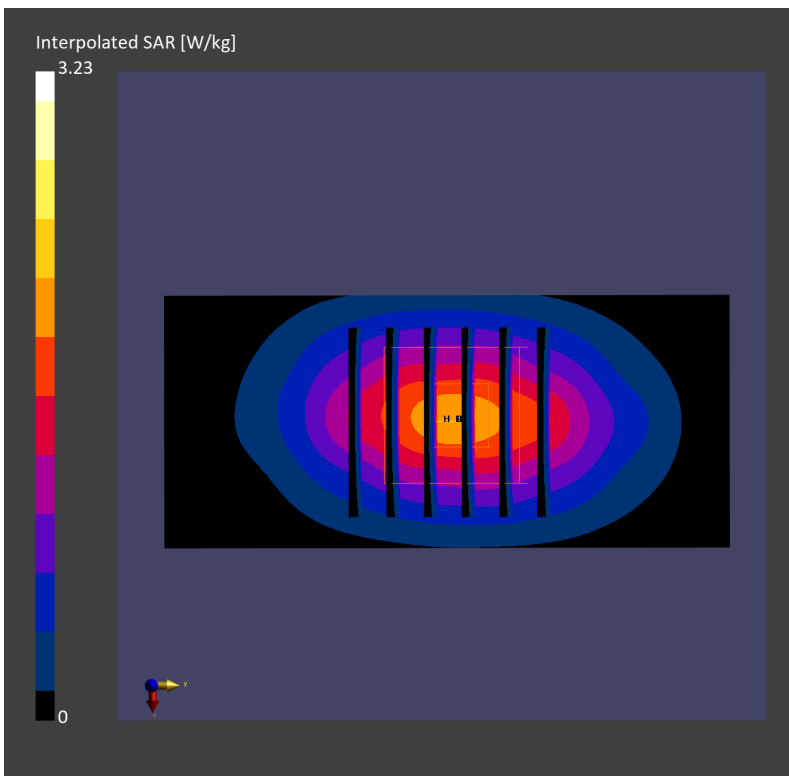
Communication System: CW; Frequency: 1750.000 MHz; Duty Cycle: 1:1
Medium: HSL_1750_230517 Medium parameters used: $f = 1750.000$ MHz; $\sigma = 1.37$ S/m; $\epsilon_r = 40.4$
Ambient Temperature: 23.7°C; Liquid Temperature: 22.7°C

DASY6 Configuration:

- Probe: EX3DV4 - SN3931; ConvF(8.66, 8.66, 8.66); Calibrated: 2022-10-31
- Sensor-Surface: 1.4 mm
- Electronics: DAE4 Sn1696; Calibrated: 2022-11-09
- Phantom: Twin-SAM V8.0 (30deg probe tilt); Serial: 2079_Gap; Section: Flat
- Measurement Software: 16.2.4.2448
- UID: CW

Pin=50mW/Area Scan (40.0 mm x 90.0 mm): Measurement Grid: 10.0 mm x 15.0 mm
SAR (1g) = 1.69 W/kg; SAR (10g) = 0.905 W/kg;

Pin=50mW/Zoom Scan (30.0 mm x 30.0 mm x 30.0 mm): Measurement Grid: 6.0 mm x 6.0 mm x 1.5 mm
Power Drift = 0.01 dB
SAR (1g) = 1.71 W/kg; SAR (8g) = 0.978 W/kg; SAR (10g) = 0.902 W/kg
Smallest distance from peaks to all points 3 dB below = 10.8 mm
Ratio of SAR at M2 to SAR at M1 = 81.8 %



System Check_Head_1750MHz

DUT: D1750V2-1112

Communication System: CW; Frequency: 1750.0 MHz; Duty Cycle: 1:1

Medium: HSL_1750_230517 Medium parameters used: $f = 1750.0$ MHz; $\sigma = 1.37$ S/m; $\epsilon_r = 39.5$

Ambient Temperature: 23.6°C; Liquid Temperature: 22.6°C

DASY6 Configuration:

- Probe: EX3DV4 - SN7791; ConvF(7.49, 8.47, 7.6); Calibrated: 2023-02-22
- Sensor-Surface: 1.4 mm
- Electronics: DAE4 Sn1647; Calibrated: 2022-11-18
- Phantom: Twin-SAM V8.0 (30deg probe tilt); Serial: 1919; Section: Flat
- Measurement Software: 16.2.4.2448
- UID: CW

Pin=50mW/Area Scan (40.0 mm x 90.0 mm): Measurement Grid: 10.0 mm x 15.0 mm

SAR (1g) = 1.89 W/kg; SAR (10g) = 1.01 W/kg;

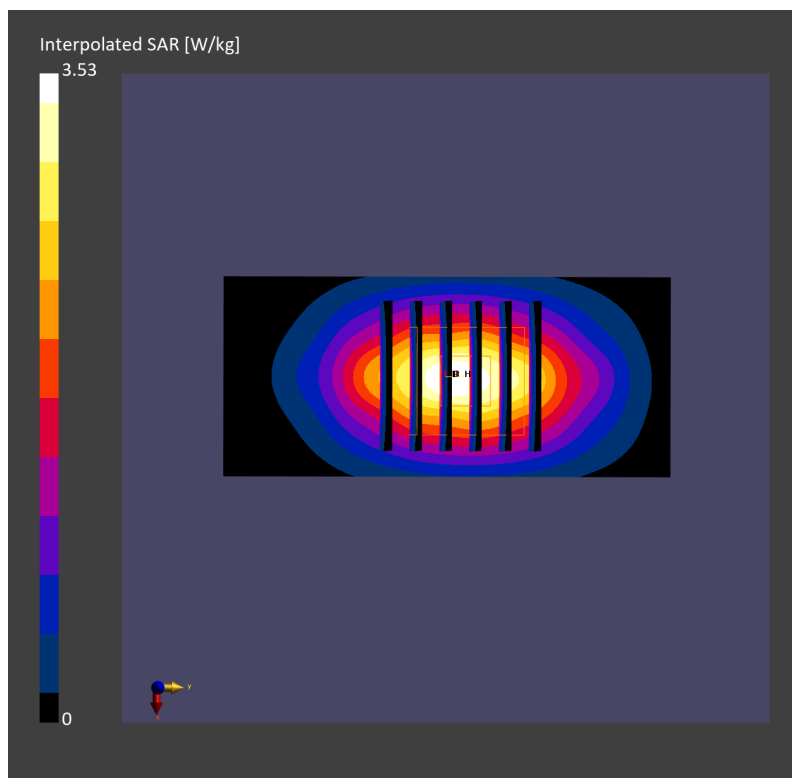
Pin=50mW/Zoom Scan (30.0 mm x 30.0 mm x 30.0 mm): Measurement Grid: 6.0 mm x 6.0 mm x 1.5 mm

Power Drift = 0.02 dB

SAR (1g) = 1.87 W/kg; SAR (8g) = 1.08 W/kg; SAR (10g) = 0.995 W/kg

Smallest distance from peaks to all points 3 dB below = 10.8 mm

Ratio of SAR at M2 to SAR at M1 = 81.6 %



System Check_Head_1750MHz

DUT: D1750V2 - SN1112

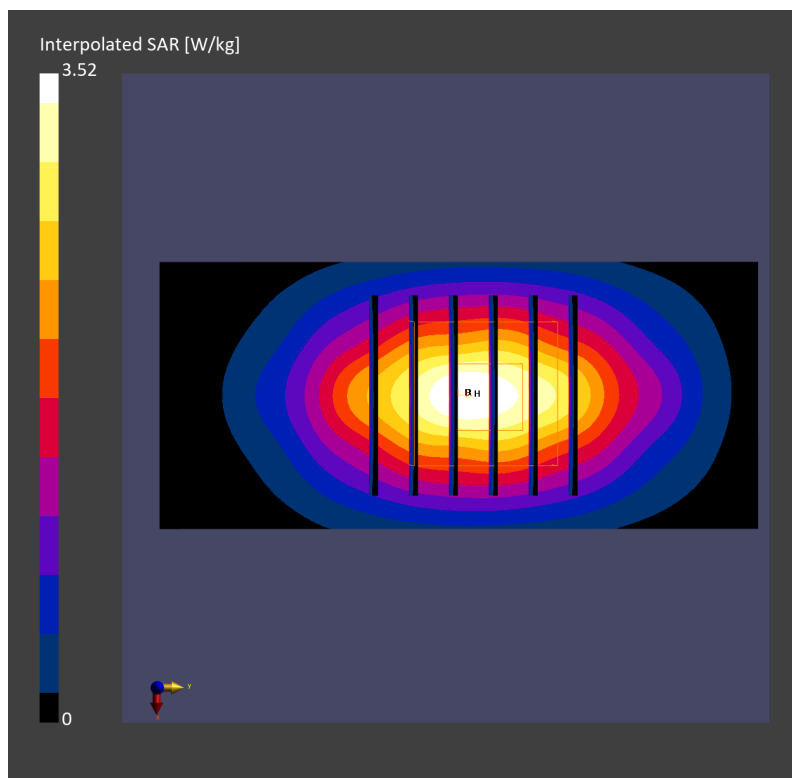
Communication System: CW; Frequency: 1750 MHz; Duty Cycle: 1:1
Medium: HSL_1750_230523 Medium parameters used: $f=1750$ MHz; $\sigma=1.39$ S/m; $\epsilon_r=40.0$
Ambient Temperature: 23.3°C; Liquid Temperature: 22.3°C

DASY6 Configuration:

- Probe: EX3DV4 - SN7791; ConvF(7.49, 8.47, 7.6); Calibrated: 2023-02-22
- Sensor-Surface: 1.4 mm
- Electronics: DAE4 Sn1694; Calibrated: 2022-11-18
- Phantom: Twin-SAM V8.0 (30deg probe tilt); Serial: 1919; Section: Flat
- Measurement Software: 16.2.4.2524
- UID: CW

Pin=50mW/Area Scan (40.0 mm x 90.0 mm): Measurement Grid: 10.0 mm x 15.0 mm
SAR (1g) = 1.91 W/kg; SAR (10g) = 1.02 W/kg;

Pin=50mW/Zoom Scan (30.0 mm x 30.0 mm x 30.0 mm): Measurement Grid: 6.0 mm x 6.0 mm x 1.5 mm
Power Drift = -0.04 dB
SAR (1g) = 1.87 W/kg; SAR (8g) = 1.08 W/kg; SAR (10g) = 1.00 W/kg
Smallest distance from peaks to all points 3 dB below = 10.8 mm
Ratio of SAR at M2 to SAR at M1 = 82.1 %



System Check_Head_1750MHz

DUT: D1750V2-1112

Communication System: CW; Frequency: 1750.000 MHz; Duty Cycle: 1:1

Medium: HSL_1750_230524 Medium parameters used: $f=1750.000$ MHz; $\sigma=1.37$ S/m; $\epsilon_r=38.9$

Ambient Temperature: 23.5°C; Liquid Temperature: 22.5°C

DASY6 Configuration:

- Probe: EX3DV4 - SN7791; ConvF(7.49, 8.47, 7.6); Calibrated: 2023-02-22
- Sensor-Surface: 1.4 mm
- Electronics: DAE4 Sn1647; Calibrated: 2022-11-18
- Phantom: Twin-SAM V8.0 (30deg probe tilt); Serial: 1919; Section: Flat
- Measurement Software: 16.2.4.2524
- UID: CW

Pin=50mW/Area Scan (40.0 mm x 90.0 mm): Measurement Grid: 10.0 mm x 15.0 mm

SAR (1g) = 1.86 W/kg; SAR (10g) = 0.996 W/kg;

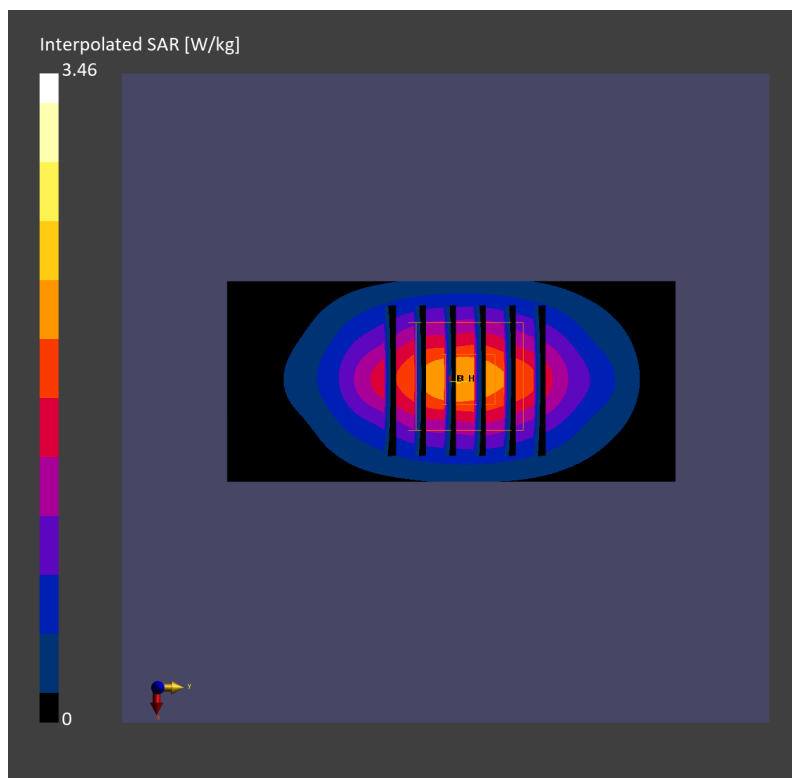
Pin=50mW/Zoom Scan (30.0 mm x 30.0 mm x 30.0 mm): Measurement Grid: 6.0 mm x 6.0 mm x 1.5 mm

Power Drift = -0.00 dB

SAR (1g) = 1.84 W/kg; SAR (8g) = 1.06 W/kg; SAR (10g) = 0.980 W/kg

Smallest distance from peaks to all points 3 dB below = 10.8 mm

Ratio of SAR at M2 to SAR at M1 = 82.2 %



System Check_Head_1750MHz

DUT: D1750V2 - 1112

Communication System: CW; Frequency: 1750.000 MHz; Duty Cycle: 1:1

Medium: HSL_1750_230525 Medium parameters used: $f=1750.000$ MHz; $\sigma=1.35$ S/m; $\epsilon_r=40.4$

Ambient Temperature: 23.5°C; Liquid Temperature: 22.5°C

DASY6 Configuration:

- Probe: EX3DV4 - SN3931; ConvF(8.66, 8.66, 8.66); Calibrated: 2022-10-31
- Sensor-Surface: 1.4 mm
- Electronics: DAE4 Sn1696; Calibrated: 2022-11-09
- Phantom: Twin-SAM V8.0 (30deg probe tilt); Serial: 2079; Section: Flat
- Measurement Software: 16.2.4.2524
- UID: CW

Pin=50mW/Area Scan (40.0 mm x 90.0 mm): Measurement Grid: 10.0 mm x 15.0 mm

SAR (1g) = 1.84 W/kg; SAR (10g) = 0.990 W/kg;

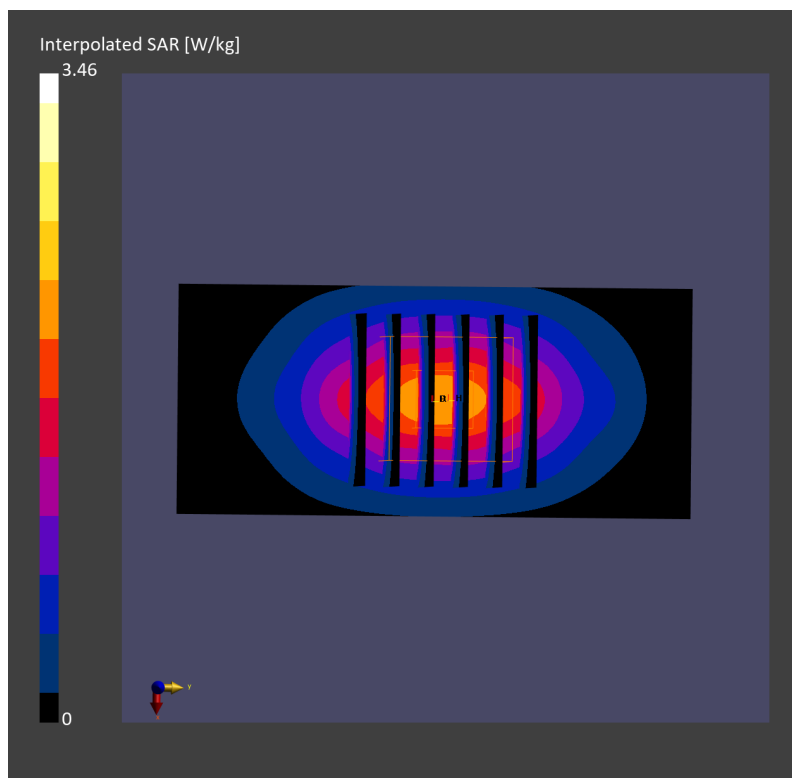
Pin=50mW/Zoom Scan (30.0 mm x 30.0 mm x 30.0 mm): Measurement Grid: 6.0 mm x 6.0 mm x 1.5 mm

Power Drift = -0.12 dB

SAR (1g) = 1.86 W/kg; SAR (8g) = 1.08 W/kg; SAR (10g) = 0.999 W/kg

Smallest distance from peaks to all points 3 dB below = 10.8 mm

Ratio of SAR at M2 to SAR at M1 = 82.6 %



System Check_Head_1750MHz

DUT: D1750V2 - 1112

Communication System: CW; Frequency: 1750.000 MHz; Duty Cycle: 1:1

Medium: HSL_1750_230604 Medium parameters used: $f=1750.000$ MHz; $\sigma=1.38$ S/m; $\epsilon_r=41.0$

Ambient Temperature: 23.4°C; Liquid Temperature: 22.4°C

DASY6 Configuration:

- Probe: EX3DV4 - SN3931; ConvF(8.66, 8.66, 8.66); Calibrated: 2022-10-31
- Sensor-Surface: 1.4 mm
- Electronics: DAE4 Sn1696; Calibrated: 2022-11-09
- Phantom: Twin-SAM V8.0 (30deg probe tilt); Serial: 2079; Section: Flat
- Measurement Software: 16.2.4.2524
- UID: CW

Pin=50mW/Area Scan (40.0 mm x 90.0 mm): Measurement Grid: 10.0 mm x 15.0 mm

SAR (1g) = 1.67 W/kg; SAR (10g) = 0.902 W/kg;

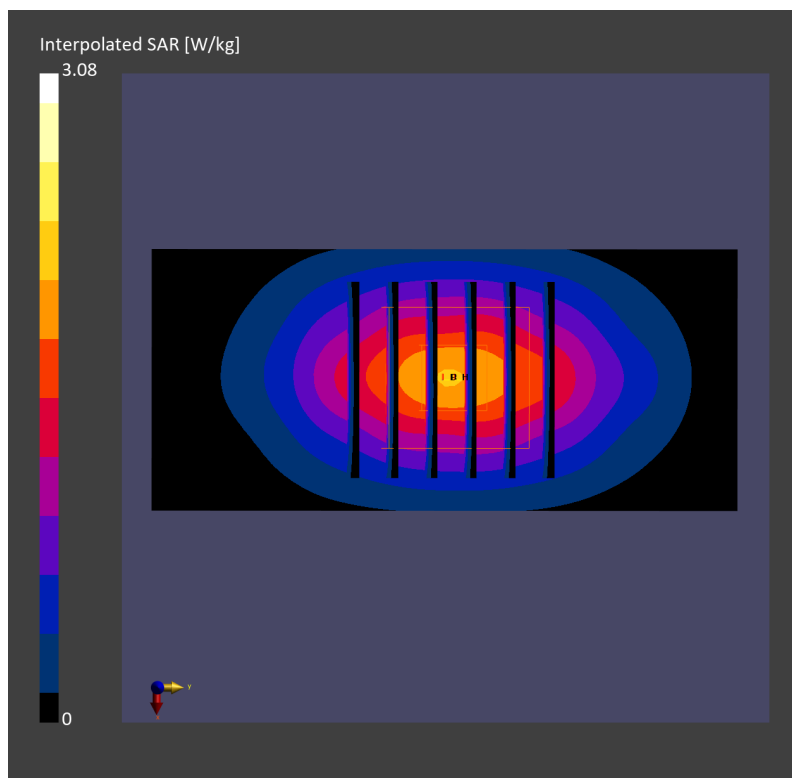
Pin=50mW/Zoom Scan (30.0 mm x 30.0 mm x 30.0 mm): Measurement Grid: 6.0 mm x 6.0 mm x 1.5 mm

Power Drift = -0.04 dB

SAR (1g) = 1.68 W/kg; SAR (8g) = 0.981 W/kg; SAR (10g) = 0.907 W/kg

Smallest distance from peaks to all points 3 dB below = 10.8 mm

Ratio of SAR at M2 to SAR at M1 = 83.0 %



System Check_Head_1750MHz

DUT: D1750V2 - 1112

Communication System: CW; Frequency: 1750.000 MHz; Duty Cycle: 1:1

Medium: HSL_1750_230605 Medium parameters used: $f=1750.000$ MHz; $\sigma=1.34$ S/m; $\epsilon_r=40.4$

Ambient Temperature: 23.4°C; Liquid Temperature: 22.4°C

DASY6 Configuration:

- Probe: EX3DV4 - SN3931; ConvF(8.66, 8.66, 8.66); Calibrated: 2022-10-31
- Sensor-Surface: 1.4 mm
- Electronics: DAE4 Sn1696; Calibrated: 2022-11-09
- Phantom: Twin-SAM V8.0 (30deg probe tilt); Serial: 2079_Gap; Section: Flat
- Measurement Software: 16.2.4.2524
- UID: CW

Pin=50mW/Area Scan (40.0 mm x 90.0 mm): Measurement Grid: 10.0 mm x 15.0 mm

SAR (1g) = 1.69 W/kg; SAR (10g) = 0.912 W/kg;

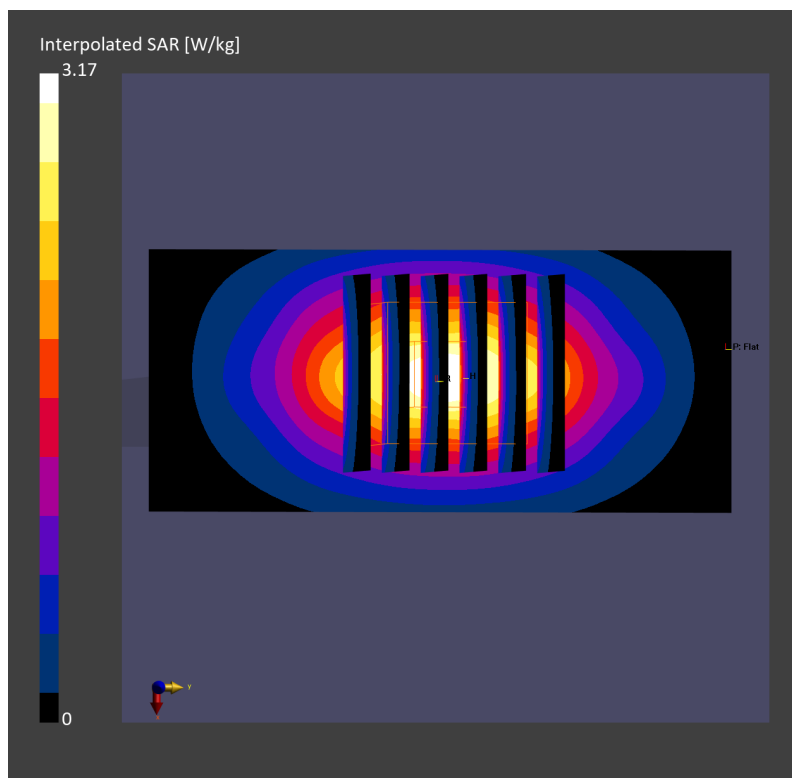
Pin=50mW/Zoom Scan (30.0 mm x 30.0 mm x 30.0 mm): Measurement Grid: 6.0 mm x 6.0 mm x 1.5 mm

Power Drift = 0.13 dB

SAR (1g) = 1.70 W/kg; SAR (8g) = 0.990 W/kg; SAR (10g) = 0.915 W/kg

Smallest distance from peaks to all points 3 dB below = 10.8 mm

Ratio of SAR at M2 to SAR at M1 = 81.6 %



System Check_Head_1750MHz

DUT: D1750V2 - SN1112

Communication System: CW; Frequency: 1750.000 MHz; Duty Cycle: 1:1

Medium: HSL_1750_230606 Medium parameters used: $f = 1750.000$ MHz; $\sigma = 1.38$ S/m; $\epsilon_r = 41.0$

Ambient Temperature: 23.8°C; Liquid Temperature: 22.8°C

DASY6 Configuration:

- Probe: EX3DV4 - SN3931; ConvF(8.66, 8.66, 8.66); Calibrated: 2022-10-31
- Sensor-Surface: 1.4 mm
- Electronics: DAE4 Sn1696; Calibrated: 2022-11-09
- Phantom: Twin-SAM V8.0 (30deg probe tilt); Serial: 2079_Gap; Section: Flat
- Measurement Software: 16.2.4.2524
- UID: CW

Pin=50mW/Area Scan (40.0 mm x 90.0 mm): Measurement Grid: 10.0 mm x 15.0 mm

SAR (1g) = 1.74 W/kg; SAR (10g) = 0.933 W/kg;

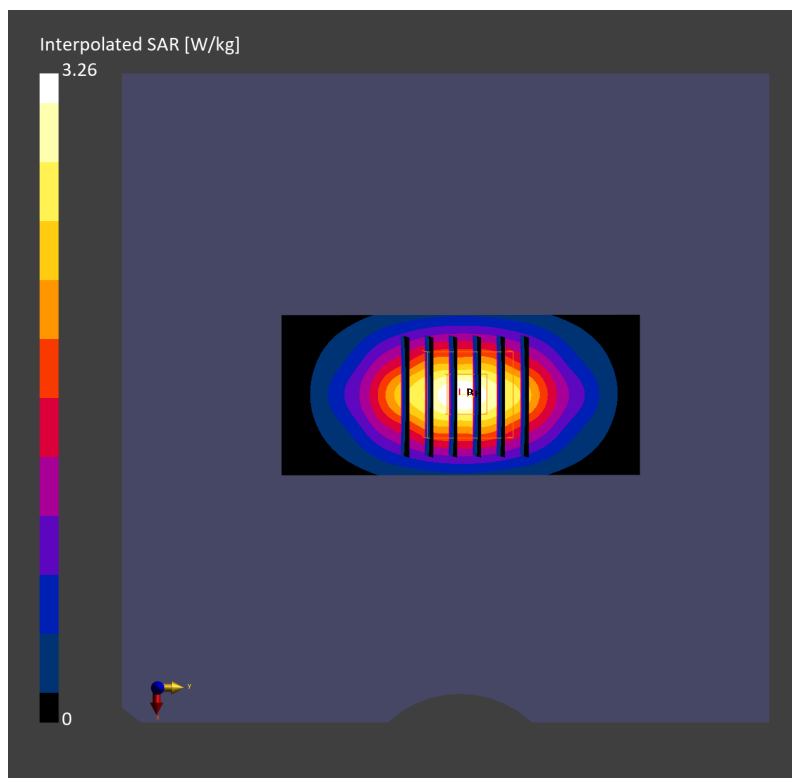
Pin=50mW/Zoom Scan (30.0 mm x 30.0 mm x 30.0 mm): Measurement Grid: 6.0 mm x 6.0 mm x 1.5 mm

Power Drift = -0.01 dB

SAR (1g) = 1.75 W/kg; SAR (8g) = 1.02 W/kg; SAR (10g) = 0.939 W/kg

Smallest distance from peaks to all points 3 dB below = 10.8 mm

Ratio of SAR at M2 to SAR at M1 = 82.5 %



System Check_Head_1750MHz

DUT: D1750V2 - SN1112

Communication System: CW; Frequency: 1750.000 MHz; Duty Cycle: 1:1
Medium: HSL_1750_230707 Medium parameters used: $f=1750.000$ MHz; $\sigma=1.36$ S/m; $\epsilon_r=41.0$
Ambient Temperature: 23.3°C; Liquid Temperature: 22.3°C

DASY6 Configuration:

- Probe: EX3DV4 - SN7694; ConvF(8.86, 8.86, 8.86); Calibrated: 2022-11-15
- Sensor-Surface: 1.4 mm
- Electronics: DAE4 Sn316; Calibrated: 2023-01-23
- Phantom: Twin-SAM V8.0 (30deg probe tilt); Serial: 2079_For Gap; Section: Flat
- Measurement Software: 16.2.4.2524
- UID: CW, 0--

Pin=50mW/Area Scan (40.0 mm x 90.0 mm): Measurement Grid: 10.0 mm x 15.0 mm

SAR (1g) = 1.70 W/kg; SAR (10g) = 0.908 W/kg;

Pin=50mW/Zoom Scan (30.0 mm x 30.0 mm x 30.0 mm): Measurement Grid: 6.0 mm x 6.0 mm x 1.5

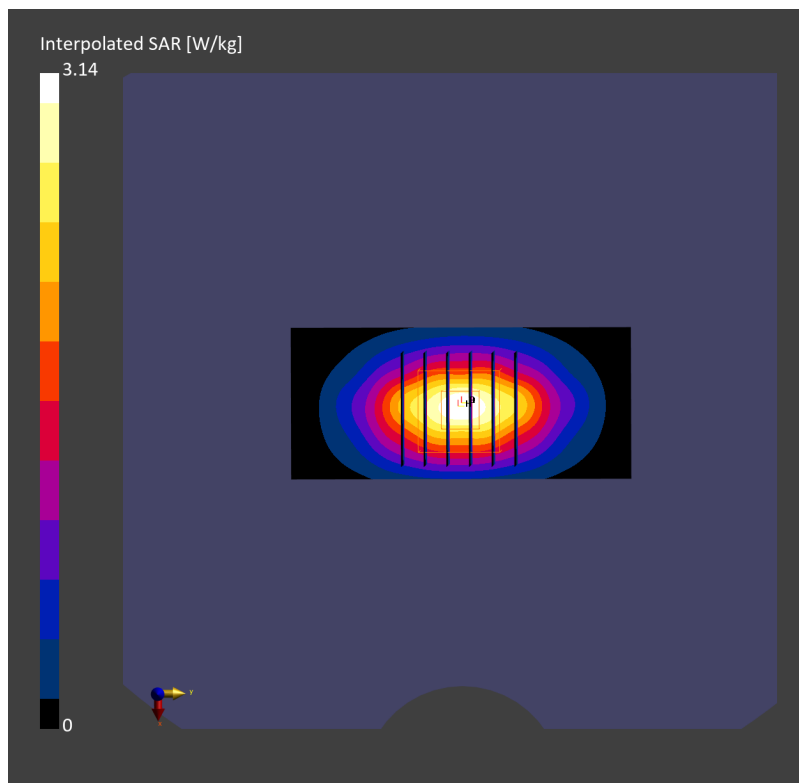
mm

Power Drift = -0.02 dB

SAR (1g) = 1.70 W/kg; SAR (8g) = 0.984 W/kg; SAR (10g) = 0.908 W/kg

Smallest distance from peaks to all points 3 dB below = 10.8 mm

Ratio of SAR at M2 to SAR at M1 = 82.6 %



System Check_Head_1900MHz

DUT: D1900V2 - SN5d185

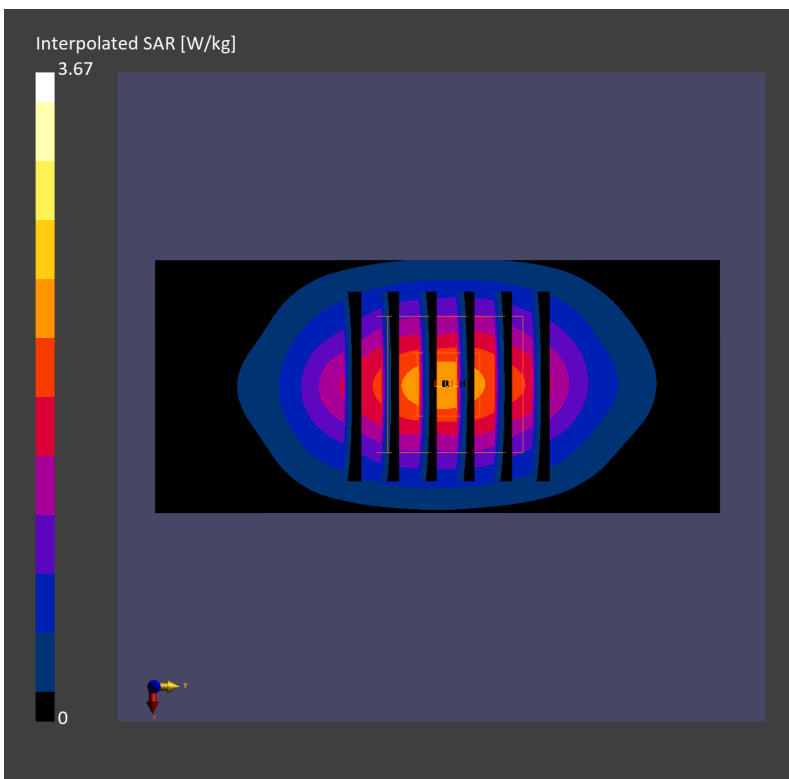
Communication System: CW; Frequency: 1900.0 MHz; Duty Cycle: 1:1
Medium: HSL_1900_230504 Medium parameters used: $f= 1900.0$ MHz; $\sigma= 1.43$ S/m; $\epsilon_r = 40.8$
Ambient Temperature: 23.7°C; Liquid Temperature: 22.7°C

DASY6 Configuration:

- Probe: EX3DV4 - SN3931; ConvF(8.36, 8.36, 8.36); Calibrated: 2022-10-31
- Sensor-Surface: 1.4 mm
- Electronics: DAE4 Sn1696; Calibrated: 2022-11-09
- Phantom: Twin-SAM V8.0 (30deg probe tilt); Serial: 2079; Section: Flat
- Measurement Software: 16.2.2.1588
- UID: CW

Pin=50mW/Area Scan (40.0 mm x 90.0 mm): Measurement Grid: 10.0 mm x 15.0 mm
SAR (1g) = 1.89 W/kg; SAR (10g) = 0.981 W/kg;

Pin=50mW/Zoom Scan (30.0 mm x 30.0 mm x 30.0 mm): Measurement Grid: 6.0 mm x 6.0 mm x 1.5 mm
Power Drift = -0.03 dB
SAR (1g) = 1.93 W/kg; SAR (8g) = 1.09 W/kg; SAR (10g) = 0.999 W/kg
Smallest distance from peaks to all points 3 dB below = 10.8 mm
Ratio of SAR at M2 to SAR at M1 = 82.1 %



System Check_Head_1900MHz

DUT: D1900V2-5d185

Communication System: CW; Frequency: 1900.0 MHz; Duty Cycle: 1:1

Medium: HSL_1900_230506 Medium parameters used: $f = 1900.0$ MHz; $\sigma = 1.44$ S/m; $\epsilon_r = 40.9$

Ambient Temperature: 23.9°C; Liquid Temperature: 22.9°C

DASY6 Configuration:

- Probe: EX3DV4 - SN3931; ConvF(8.36, 8.36, 8.36); Calibrated: 2022-10-31
- Sensor-Surface: 1.4 mm
- Electronics: DAE4 Sn1696; Calibrated: 2022-11-09
- Phantom: Twin-SAM V8.0 (30deg probe tilt); Serial: 2079; Section: Flat
- Measurement Software: 16.2.2.1588
- UID: CW

Pin=50mW/Area Scan (40.0 mm x 90.0 mm): Measurement Grid: 10.0 mm x 15.0 mm

SAR (1g) = 1.93 W/kg; SAR (10g) = 1.00 W/kg;

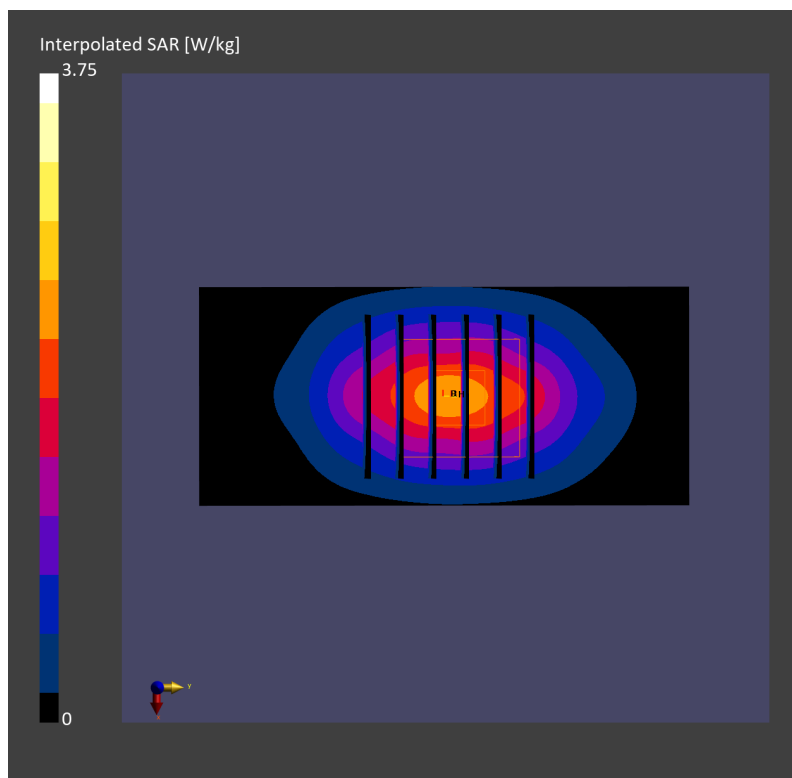
Pin=50mW/Zoom Scan (30.0 mm x 30.0 mm x 30.0 mm): Measurement Grid: 6.0 mm x 6.0 mm x 1.5 mm

Power Drift = 0.07 dB

SAR (1g) = 1.97 W/kg; SAR (8g) = 1.11 W/kg; SAR (10g) = 1.02 W/kg

Smallest distance from peaks to all points 3 dB below = 9.6 mm

Ratio of SAR at M2 to SAR at M1 = 82.1 %



System Check_Head_1900MHz

DUT: D1900V2 - SN5d185

Communication System: CW; Frequency: 1900.000 MHz; Duty Cycle: 1:1

Medium: HSL_1900_230515 Medium parameters used: $f= 1900.000$ MHz; $\sigma= 1.43$ S/m; $\epsilon_r = 38.6$

Ambient Temperature: 23.5°C; Liquid Temperature: 22.5°C

DASY6 Configuration:

- Probe: EX3DV4 - SN3931; ConvF(8.36, 8.36, 8.36); Calibrated: 2022-10-31
- Sensor-Surface: 1.4 mm
- Electronics: DAE4 Sn1696; Calibrated: 2022-11-09
- Phantom: Twin-SAM V8.0 (30deg probe tilt); Serial: 2079; Section: Flat
- Measurement Software: 16.2.4.2448
- UID: CW

Pin=50mW/Area Scan (40.0 mm x 90.0 mm): Measurement Grid: 10.0 mm x 15.0 mm

SAR (1g) = 1.91 W/kg; SAR (10g) = 0.992 W/kg;

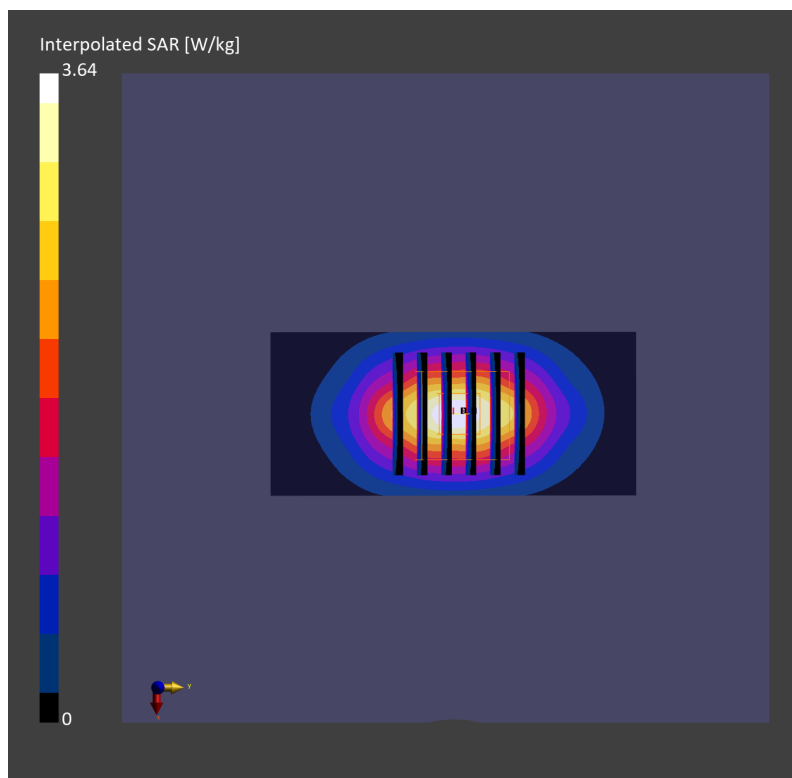
Pin=50mW/Zoom Scan (30.0 mm x 30.0 mm x 30.0 mm): Measurement Grid: 6.0 mm x 6.0 mm x 1.5 mm

Power Drift = 0.01 dB

SAR (1g) = 1.91 W/kg; SAR (8g) = 1.08 W/kg; SAR (10g) = 0.989 W/kg

Smallest distance from peaks to all points 3 dB below = 9.6 mm

Ratio of SAR at M2 to SAR at M1 = 82.2 %



System Check_Head_1900MHz

DUT: D1900V2 - SN5d185

Communication System: CW; Frequency: 1900.000 MHz; Duty Cycle: 1:1

Medium: HSL_1900_230517 Medium parameters used: $f=1900.000$ MHz; $\sigma=1.45$ S/m; $\epsilon_r=38.8$

Ambient Temperature: 23.7°C; Liquid Temperature: 22.7°C

DASY6 Configuration:

- Probe: EX3DV4 - SN3931; ConvF(8.36, 8.36, 8.36); Calibrated: 2022-10-31
- Sensor-Surface: 1.4 mm
- Electronics: DAE4 Sn1696; Calibrated: 2022-11-09
- Phantom: Twin-SAM V8.0 (30deg probe tilt); Serial: 2079_Gap; Section: Flat
- Measurement Software: 16.2.4.2448
- UID: CW

Pin=50mW/Area Scan (40.0 mm x 90.0 mm): Measurement Grid: 10.0 mm x 15.0 mm

SAR (1g) = 1.94 W/kg; SAR (10g) = 1.01 W/kg;

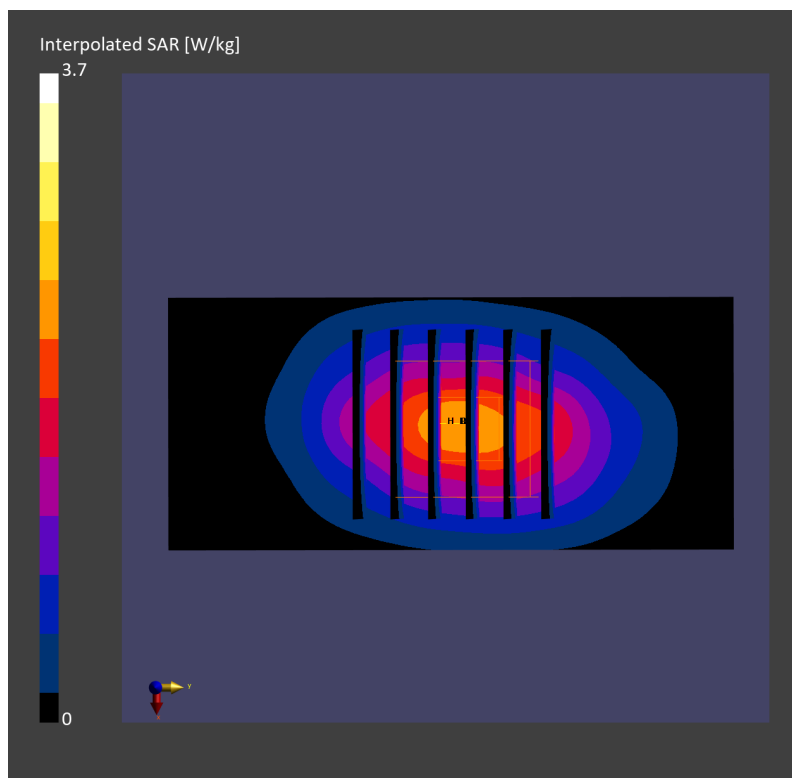
Pin=50mW/Zoom Scan (30.0 mm x 30.0 mm x 30.0 mm): Measurement Grid: 6.0 mm x 6.0 mm x 1.5 mm

Power Drift = 0.04 dB

SAR (1g) = 1.94 W/kg; SAR (8g) = 1.09 W/kg; SAR (10g) = 1.00 W/kg

Smallest distance from peaks to all points 3 dB below = 9.6 mm

Ratio of SAR at M2 to SAR at M1 = 81.3 %



System Check_Head_1900MHz

DUT: D1900V2 - SN5d185

Communication System: CW; Frequency: 1900 MHz; Duty Cycle: 1:1
Medium: HSL_1900_230521 Medium parameters used: $f=1900$ MHz; $\sigma=1.44$ S/m; $\epsilon_r=39.9$
Ambient Temperature: 23.2°C; Liquid Temperature: 22.2°C

DASY6 Configuration:

- Probe: EX3DV4 - SN7625; ConvF(8.25, 8.25, 8.25); Calibrated: 2023-01-26
- Sensor-Surface: 1.4 mm
- Electronics: DAE4 Sn656; Calibrated: 2023-01-23
- Phantom: Twin-SAM V8.0 (30deg probe tilt); Serial: 2079; Section: Flat
- Measurement Software: 16.2.4.2524
- UID: CW

Pin=50mW/Area Scan (40.0 mm x 90.0 mm): Measurement Grid: 10.0 mm x 15.0 mm
SAR (1g) = 1.84 W/kg; SAR (10g) = 0.965 W/kg;

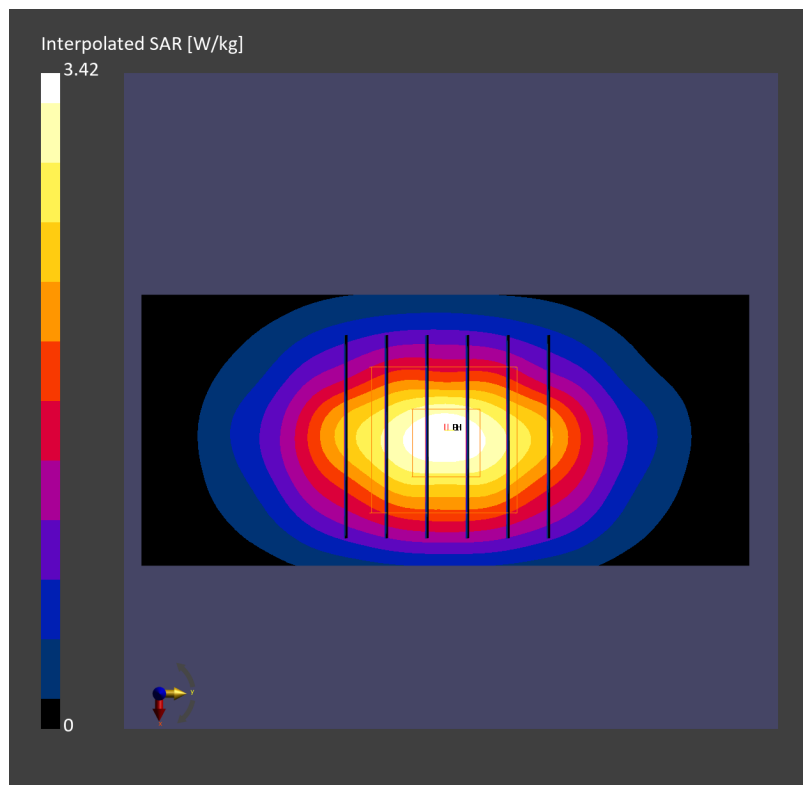
Pin=50mW/Zoom Scan (30.0 mm x 30.0 mm x 30.0 mm): Measurement Grid: 6.0 mm x 6.0 mm x 1.5 mm

Power Drift = 0.05 dB

SAR (1g) = 1.87 W/kg; SAR (8g) = 1.07 W/kg; SAR (10g) = 0.982 W/kg

Smallest distance from peaks to all points 3 dB below = 10.3 mm

Ratio of SAR at M2 to SAR at M1 = 83.0 %



System Check_Head_1900MHz

D1900V2 - SN5d185

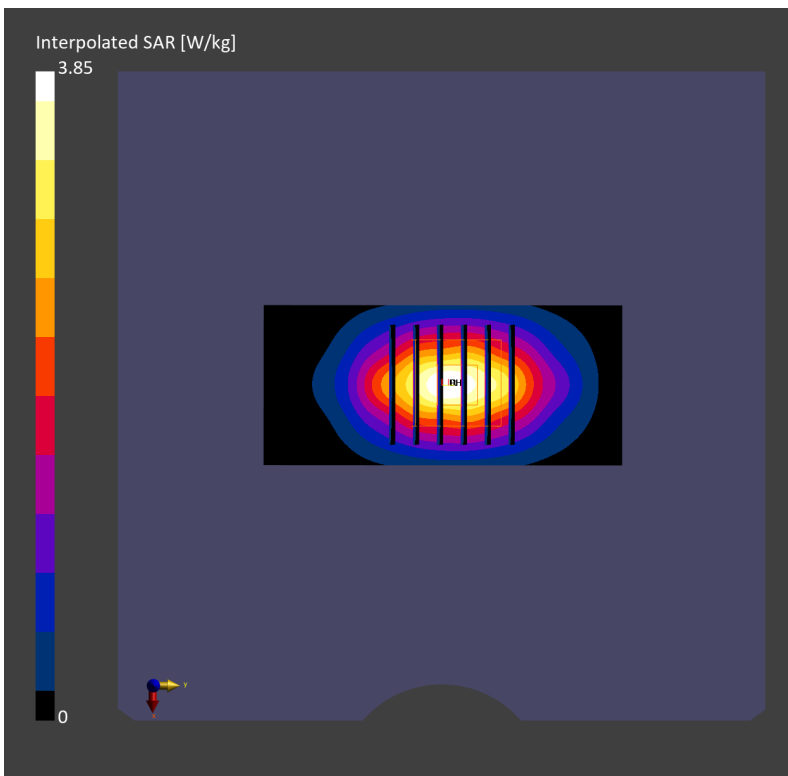
Communication System: CW; Frequency: 1900.000 MHz; Duty Cycle: 1:1
Medium: HSL_1900_230522 Medium parameters used: $f= 1900.000$ MHz; $\sigma= 1.44$ S/m; $\epsilon_r = 39.0$
Ambient Temperature: 23.7°C; Liquid Temperature: 22.7°C

DASY6 Configuration:

- Probe: EX3DV4 - SN7791; ConvF(7.42, 8.33, 7.51); Calibrated: 2023-02-22
- Sensor-Surface: 1.4 mm
- Electronics: DAE4 Sn1647; Calibrated: 2022-11-18
- Phantom: Twin-SAM V8.0 (30deg probe tilt); Serial: 1919; Section: Flat
- Measurement Software: 16.2.4.2448
- UID: CW

Pin=50mW/Area Scan (40.0 mm x 90.0 mm): Measurement Grid: 10.0 mm x 15.0 mm
SAR (1g) = 2.10 W/kg; SAR (10g) = 1.09 W/kg;

Pin=50mW/Zoom Scan (30.0 mm x 30.0 mm x 30.0 mm): Measurement Grid: 6.0 mm x 6.0 mm x 1.5 mm
Power Drift = 0.00 dB
SAR (1g) = 2.04 W/kg; SAR (8g) = 1.16 W/kg; SAR (10g) = 1.07 W/kg
Smallest distance from peaks to all points 3 dB below = 10.3 mm
Ratio of SAR at M2 to SAR at M1 = 81.9 %



System Check_Head_1900MHz

DUT: D1900V2-5d185

Communication System: CW; Frequency: 1900.000 MHz; Duty Cycle: 1:1

Medium: HSL_1900_230524 Medium parameters used: $f=1900.000$ MHz; $\sigma=1.42$ S/m; $\epsilon_r=38.6$

Ambient Temperature: 23.4°C; Liquid Temperature: 22.4°C

DASY6 Configuration:

- Probe: EX3DV4 - SN3931; ConvF(8.36, 8.36, 8.36); Calibrated: 2022-10-31
- Sensor-Surface: 1.4 mm
- Electronics: DAE4 Sn1696; Calibrated: 2022-11-09
- Phantom: Twin-SAM V8.0 (30deg probe tilt); Serial: 2079_Gap; Section: Flat
- Measurement Software: 16.2.4.2524
- UID: CW

Pin=50mW/Area Scan (40.0 mm x 90.0 mm): Measurement Grid: 10.0 mm x 15.0 mm

SAR (1g) = 1.93 W/kg; SAR (10g) = 1.00 W/kg;

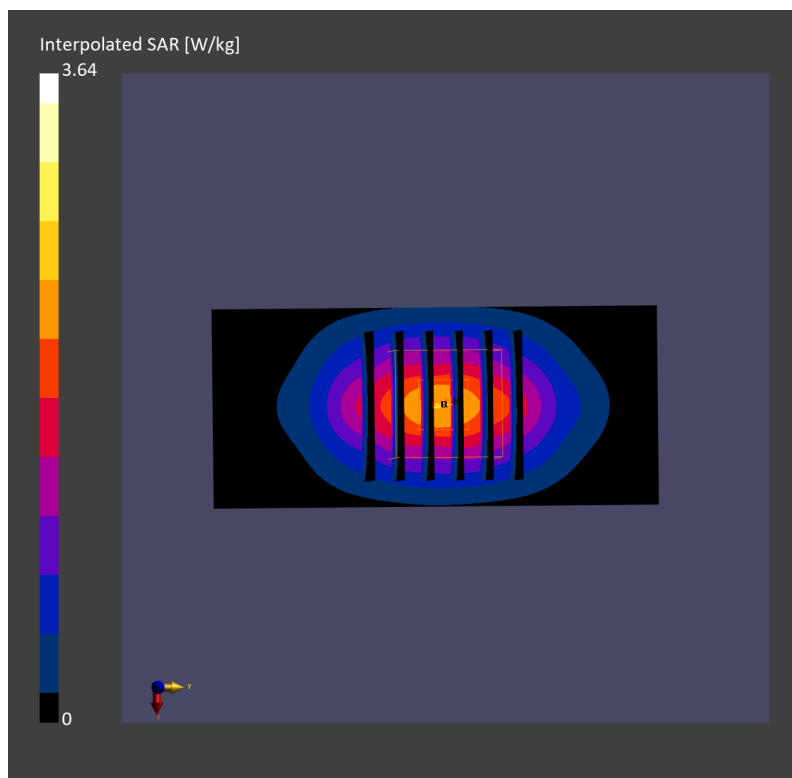
Pin=50mW/Zoom Scan (30.0 mm x 30.0 mm x 30.0 mm): Measurement Grid: 6.0 mm x 6.0 mm x 1.5 mm

Power Drift = 0.00 dB

SAR (1g) = 1.93 W/kg; SAR (8g) = 1.09 W/kg; SAR (10g) = 1.00 W/kg

Smallest distance from peaks to all points 3 dB below = 10.3 mm

Ratio of SAR at M2 to SAR at M1 = 82.5 %



System Check_Head_1900MHz

DUT: D1900V2 - SN5d185

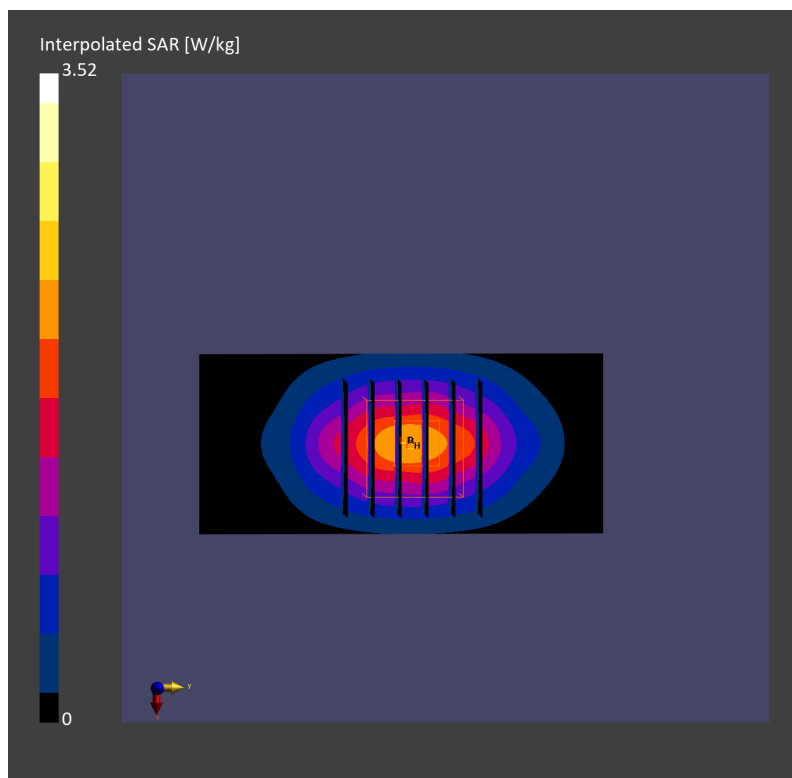
Communication System: CW; Frequency: 1900 MHz; Duty Cycle: 1:1
Medium: HSL_1900_230603 Medium parameters used: $f=1900$ MHz; $\sigma=1.39$ S/m; $\epsilon_r=40.4$
Ambient Temperature: 23.4°C; Liquid Temperature: 22.4°C

DASY6 Configuration:

- Probe: EX3DV4 - SN3931; ConvF(8.36, 8.36, 8.36); Calibrated: 2022-10-31
- Sensor-Surface: 1.4 mm
- Electronics: DAE4 Sn1696; Calibrated: 2022-11-09
- Phantom: Twin-SAM V8.0 (30deg probe tilt); Serial: 2079_Gap; Section: Flat
- Measurement Software: 16.2.4.2524
- UID: CW

Pin=50mW/Area Scan (40.0 mm x 90.0 mm): Measurement Grid: 10.0 mm x 15.0 mm
SAR (1g) = 1.87 W/kg; SAR (10g) = 0.979 W/kg;

Pin=50mW/Zoom Scan (30.0 mm x 30.0 mm x 30.0 mm): Measurement Grid: 6.0 mm x 6.0 mm x 1.5 mm
Power Drift = 0.01 dB
SAR (1g) = 1.88 W/kg; SAR (8g) = 1.07 W/kg; SAR (10g) = 0.990 W/kg
Smallest distance from peaks to all points 3 dB below = 10.8 mm
Ratio of SAR at M2 to SAR at M1 = 83.0 %



System Check_Head_1900MHz

DUT: D1900V2 - SN5d185

Communication System: CW; Frequency: 1900.000 MHz; Duty Cycle: 1:1

Medium: HSL_1900_230605 Medium parameters used: $f = 1900.000$ MHz; $\sigma = 1.41$ S/m; $\epsilon_r = 38.9$

Ambient Temperature: 23.4°C; Liquid Temperature: 22.4°C

DASY6 Configuration:

- Probe: EX3DV4 - SN3931; ConvF(8.36, 8.36, 8.36); Calibrated: 2022-10-31
- Sensor-Surface: 1.4 mm
- Electronics: DAE4 Sn1696; Calibrated: 2022-11-09
- Phantom: Twin-SAM V8.0 (30deg probe tilt); Serial: 2079_Gap; Section: Flat
- Measurement Software: 16.2.4.2524
- UID: CW

Pin=50mW/Area Scan (40.0 mm x 90.0 mm): Measurement Grid: 10.0 mm x 15.0 mm

SAR (1g) = 1.94 W/kg; SAR (10g) = 1.01 W/kg;

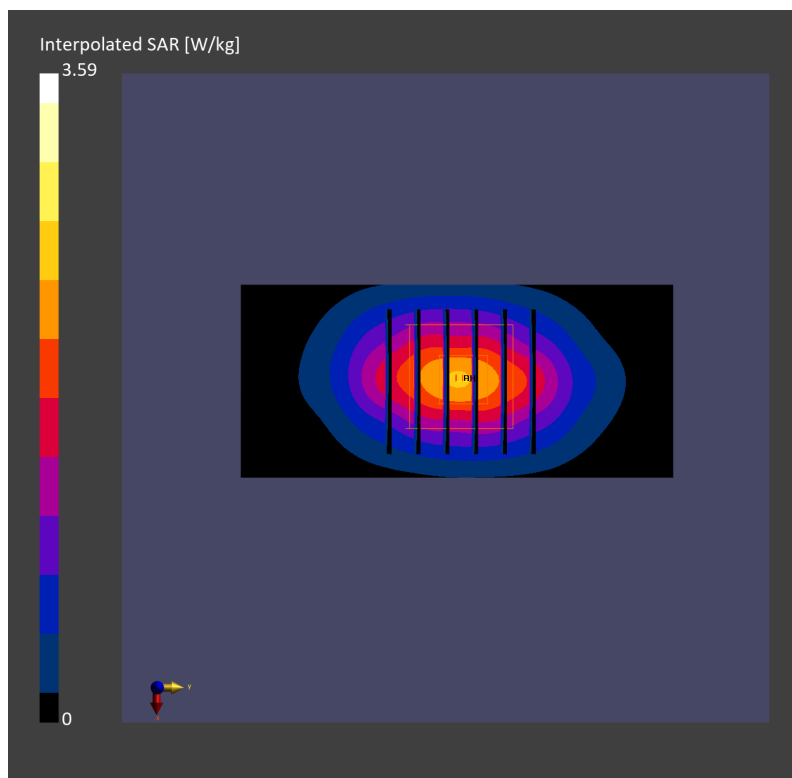
Pin=50mW/Zoom Scan (30.0 mm x 30.0 mm x 30.0 mm): Measurement Grid: 6.0 mm x 6.0 mm x 1.5 mm

Power Drift = 0.12 dB

SAR (1g) = 1.92 W/kg; SAR (8g) = 1.10 W/kg; SAR (10g) = 1.01 W/kg

Smallest distance from peaks to all points 3 dB below = 10.8 mm

Ratio of SAR at M2 to SAR at M1 = 81.9 %



System Check_Head_1900MHz

DUT: D1900V2 - SN5d185

Communication System: CW; Frequency: 1900.000 MHz; Duty Cycle: 1:1

Medium: HSL_1900_230606 Medium parameters used: $f = 1900.000$ MHz; $\sigma = 1.46$ S/m; $\epsilon_r = 39.5$

Ambient Temperature: 23.8°C; Liquid Temperature: 22.8°C

DASY6 Configuration:

- Probe: EX3DV4 - SN3931; ConvF(8.36, 8.36, 8.36); Calibrated: 2022-10-31
- Sensor-Surface: 1.4 mm
- Electronics: DAE4 Sn1696; Calibrated: 2022-11-09
- Phantom: Twin-SAM V8.0 (30deg probe tilt); Serial: 2079_Gap; Section: Flat
- Measurement Software: 16.2.4.2524
- UID: CW

Pin=50mW/Area Scan (40.0 mm x 90.0 mm): Measurement Grid: 10.0 mm x 15.0 mm

SAR (1g) = 1.98 W/kg; SAR (10g) = 1.03 W/kg;

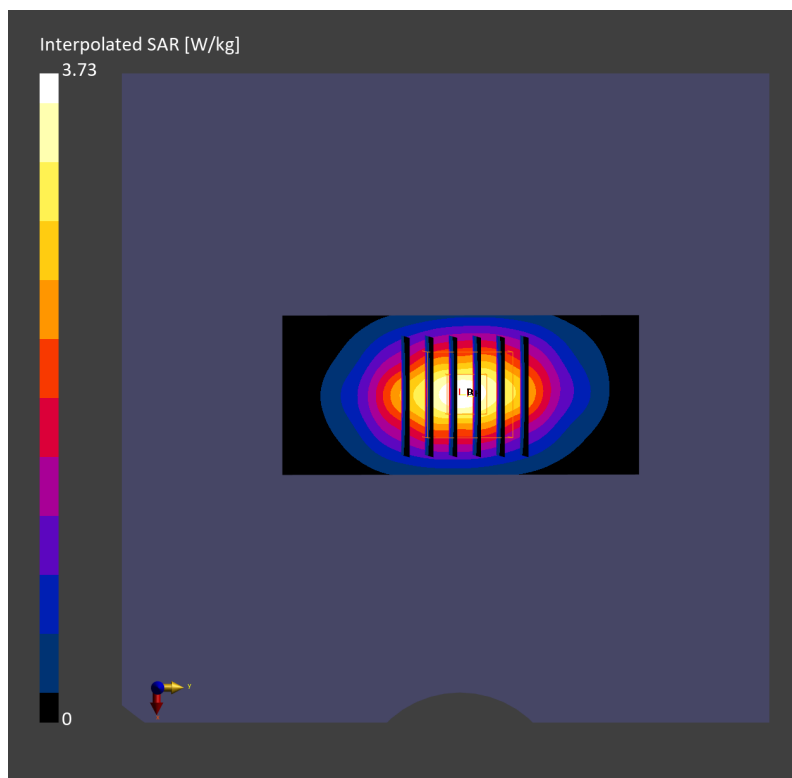
Pin=50mW/Zoom Scan (30.0 mm x 30.0 mm x 30.0 mm): Measurement Grid: 6.0 mm x 6.0 mm x 1.5 mm

Power Drift = -0.01 dB

SAR (1g) = 1.97 W/kg; SAR (8g) = 1.12 W/kg; SAR (10g) = 1.03 W/kg

Smallest distance from peaks to all points 3 dB below = 10.8 mm

Ratio of SAR at M2 to SAR at M1 = 82.3 %



System Check_Head_2300MHz

DUT: D2300V2 - SN1006

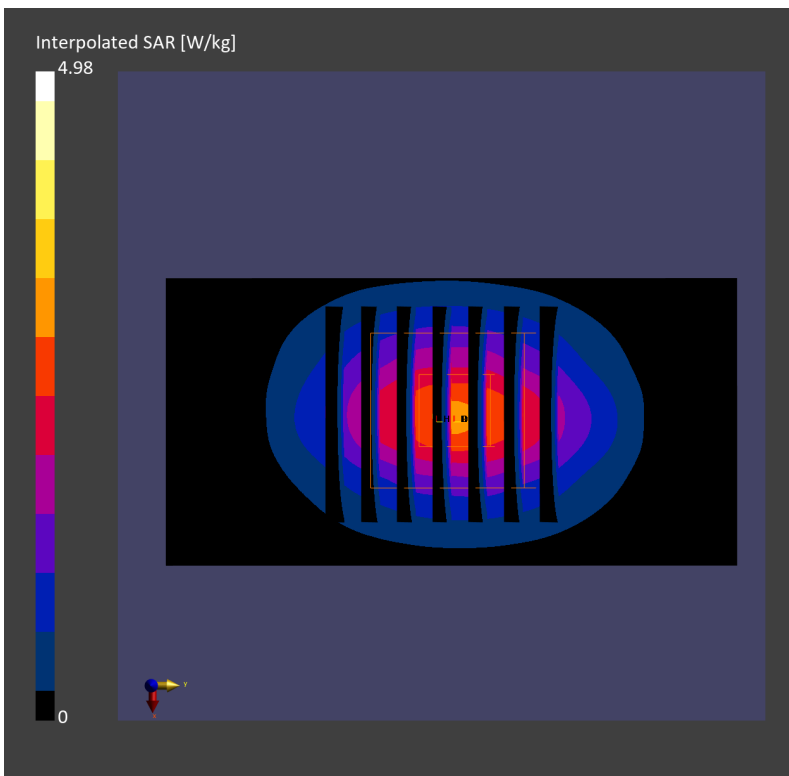
Communication System: CW; Frequency: 2300.000 MHz; Duty Cycle: 1:1
Medium: HSL_2300_230512 Medium parameters used: $f=2300.000$ MHz; $\sigma=1.66$ S/m; $\epsilon_r=39.8$
Ambient Temperature: 23.3°C; Liquid Temperature: 22.3°C

DASY6 Configuration:

- Probe: EX3DV4 - SN3931; ConvF(7.93, 7.93, 7.93); Calibrated: 2022-10-31
- Sensor-Surface: 1.4 mm
- Electronics: DAE4 Sn1696; Calibrated: 2022-11-09
- Phantom: Twin-SAM V8.0 (30deg probe tilt); Serial: 2079; Section: Flat
- Measurement Software: 16.2.4.2448
- UID: CW

Pin=50mW/Area Scan (40.0 mm x 80.0 mm): Measurement Grid: 10.0 mm x 10.0 mm
SAR (1g) = 2.32 W/kg; SAR (10g) = 1.11 W/kg;

Pin=50mW/Zoom Scan (30.0 mm x 30.0 mm x 30.0 mm): Measurement Grid: 5.0 mm x 5.0 mm x 1.5 mm
Power Drift = 0.00 dB
SAR (1g) = 2.35 W/kg; SAR (8g) = 1.23 W/kg; SAR (10g) = 1.12 W/kg
Smallest distance from peaks to all points 3 dB below = 9.0 mm
Ratio of SAR at M2 to SAR at M1 = 77.9 %



System Check_Head_2300MHz

D2300V2-1006

Communication System: CW; Frequency: 2300.000 MHz; Duty Cycle: 1:1

Medium: HSL_2300_230519 Medium parameters used: $f = 2300.000$ MHz; $\sigma = 1.61$ S/m; $\epsilon_r = 39.2$

Ambient Temperature: 23.9°C; Liquid Temperature: 22.9°C

DASY6 Configuration:

- Probe: EX3DV4 - SN7791; ConvF(6.88, 7.66, 6.92); Calibrated: 2023-02-22
- Sensor-Surface: 1.4 mm
- Electronics: DAE4 Sn1647; Calibrated: 2022-11-18
- Phantom: Twin-SAM V8.0 (30deg probe tilt); Serial: 1919; Section: Flat
- Measurement Software: 16.2.4.2524
- UID: CW

Pin=50mW/Area Scan (40.0 mm x 80.0 mm): Measurement Grid: 10.0 mm x 10.0 mm

SAR (1g) = 2.47 W/kg; SAR (10g) = 1.18 W/kg;

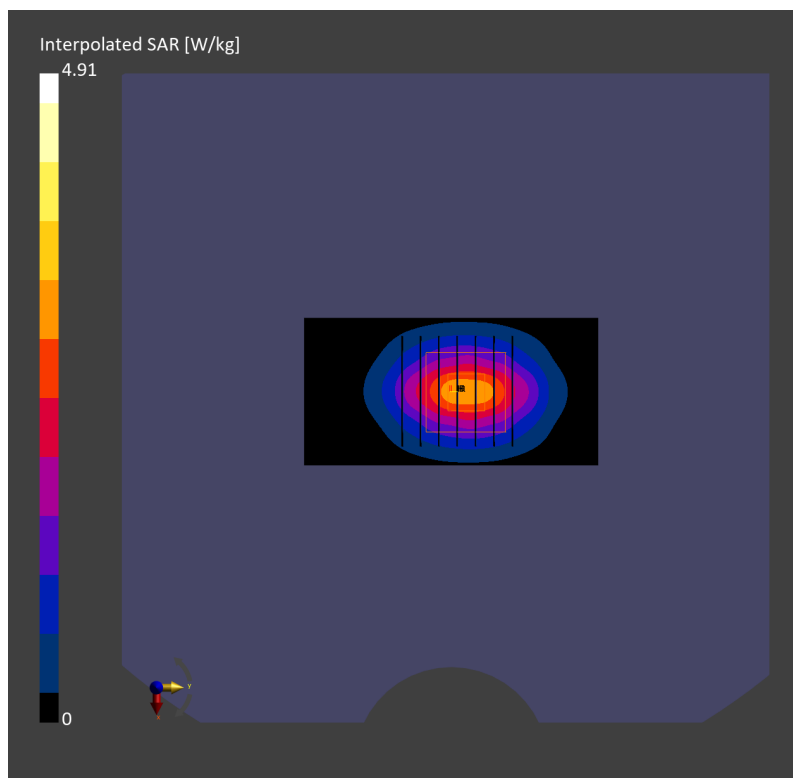
Pin=50mW/Zoom Scan (30.0 mm x 30.0 mm x 30.0 mm): Measurement Grid: 5.0 mm x 5.0 mm x 1.5 mm

Power Drift = -0.01 dB

SAR (1g) = 2.44 W/kg; SAR (8g) = 1.29 W/kg; SAR (10g) = 1.17 W/kg

Smallest distance from peaks to all points 3 dB below = 9.3 mm

Ratio of SAR at M2 to SAR at M1 = 80.8 %



System Check_Head_2300MHz

DUT: D2300V2 - SN1006

Communication System: CW; Frequency: 2300.000 MHz; Duty Cycle: 1:1

Medium: HSL_2300_230527 Medium parameters used: $f = 2300.000$ MHz; $\sigma = 1.68$ S/m; $\epsilon_r = 40.0$

Ambient Temperature: 23.4°C; Liquid Temperature: 22.4°C

DASY6 Configuration:

- Probe: EX3DV4 - SN3931; ConvF(7.93, 7.93, 7.93); Calibrated: 2022-10-31
- Sensor-Surface: 1.4 mm
- Electronics: DAE4 Sn1696; Calibrated: 2022-11-09
- Phantom: Twin-SAM V8.0 (30deg probe tilt); Serial: 2079_Gap; Section: Flat
- Measurement Software: 16.2.4.2524
- UID: CW

Pin=50mW/Area Scan (40.0 mm x 80.0 mm): Measurement Grid: 10.0 mm x 10.0 mm

SAR (1g) = 2.22 W/kg; SAR (10g) = 1.06 W/kg;

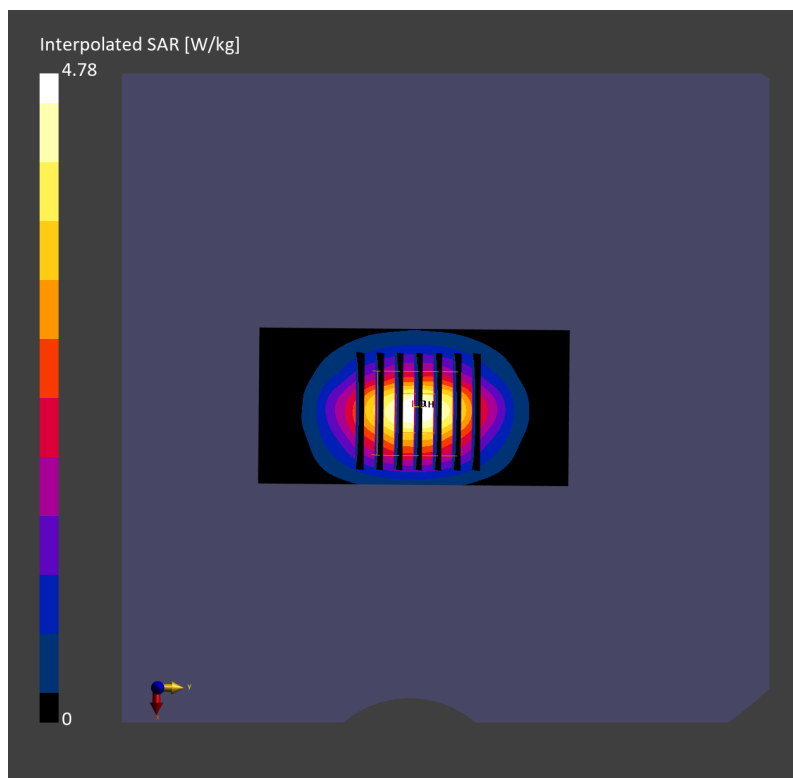
Pin=50mW/Zoom Scan (30.0 mm x 30.0 mm x 30.0 mm): Measurement Grid: 5.0 mm x 5.0 mm x 1.5 mm

Power Drift = -0.03 dB

SAR (1g) = 2.32 W/kg; SAR (8g) = 1.23 W/kg; SAR (10g) = 1.12 W/kg

Smallest distance from peaks to all points 3 dB below = 9.0 mm

Ratio of SAR at M2 to SAR at M1 = 79.8 %



System Check_Head_2600MHz

DUT: D2600V2 - SN1078

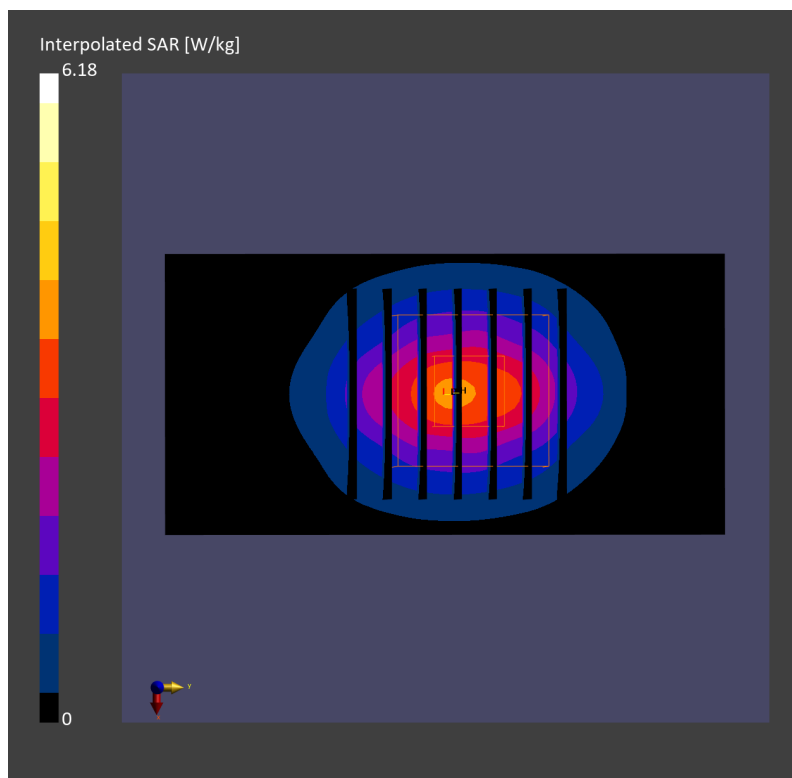
Communication System: CW; Frequency: 2600.0 MHz; Duty Cycle: 1:1
Medium: HSL_2600_230504 Medium parameters used: $f = 2600.0$ MHz; $\sigma = 1.99$ S/m; $\epsilon_r = 38.7$
Ambient Temperature: 23.6°C; Liquid Temperature: 22.6°C

DASY6 Configuration:

- Probe: EX3DV4 - SN3931; ConvF(7.4, 7.4, 7.4); Calibrated: 2022-10-31
- Sensor-Surface: 1.4 mm
- Electronics: DAE4 Sn1696; Calibrated: 2022-11-09
- Phantom: Twin-SAM V8.0 (30deg probe tilt); Serial: 2079; Section: Flat
- Measurement Software: 16.2.2.1588
- UID: CW

Pin=50mW/Area Scan (40.0 mm x 80.0 mm): Measurement Grid: 10.0 mm x 10.0 mm
SAR (1g) = 2.83 W/kg; SAR (10g) = 1.27 W/kg;

Pin=50mW/Zoom Scan (30.0 mm x 30.0 mm x 30.0 mm): Measurement Grid: 5.0 mm x 5.0 mm x 1.5 mm
Power Drift = -0.04 dB
SAR (1g) = 2.80 W/kg; SAR (8g) = 1.39 W/kg; SAR (10g) = 1.26 W/kg
Smallest distance from peaks to all points 3 dB below = 9.0 mm
Ratio of SAR at M2 to SAR at M1 = 77.7 %



System Check_Head_2600MHz

DUT: D2600V2-1078

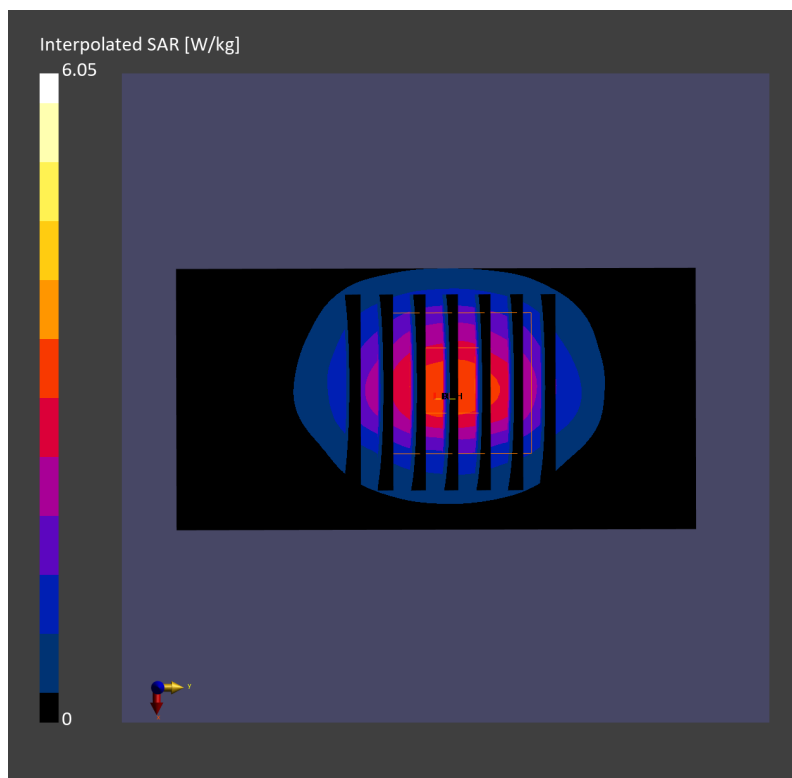
Communication System: CW; Frequency: 2600.0 MHz; Duty Cycle: 1:1
Medium: HSL_2600_230509 Medium parameters used: $f = 2600.0$ MHz; $\sigma = 2.01$ S/m; $\epsilon_r = 38.8$
Ambient Temperature: 23.2°C; Liquid Temperature: 22.2°C

DASY6 Configuration:

- Probe: EX3DV4 - SN3931; ConvF(7.4, 7.4, 7.4); Calibrated: 2022-10-31
- Sensor-Surface: 1.4 mm
- Electronics: DAE4 Sn1696; Calibrated: 2022-11-09
- Phantom: Twin-SAM V8.0 (30deg probe tilt); Serial: 2079; Section: Flat
- Measurement Software: 16.2.2.1588
- UID: CW

Pin=50mW/Area Scan (40.0 mm x 80.0 mm): Measurement Grid: 10.0 mm x 10.0 mm
SAR (1g) = 2.67 W/kg; SAR (10g) = 1.23 W/kg;

Pin=50mW/Zoom Scan (30.0 mm x 30.0 mm x 30.0 mm): Measurement Grid: 5.0 mm x 5.0 mm x 1.5 mm
Power Drift = -0.12 dB
SAR (1g) = 2.74 W/kg; SAR (8g) = 1.36 W/kg; SAR (10g) = 1.23 W/kg
Smallest distance from peaks to all points 3 dB below = 9.0 mm
Ratio of SAR at M2 to SAR at M1 = 77.9 %



System Check_Head_2600MHz

DUT: D2600V2-1078

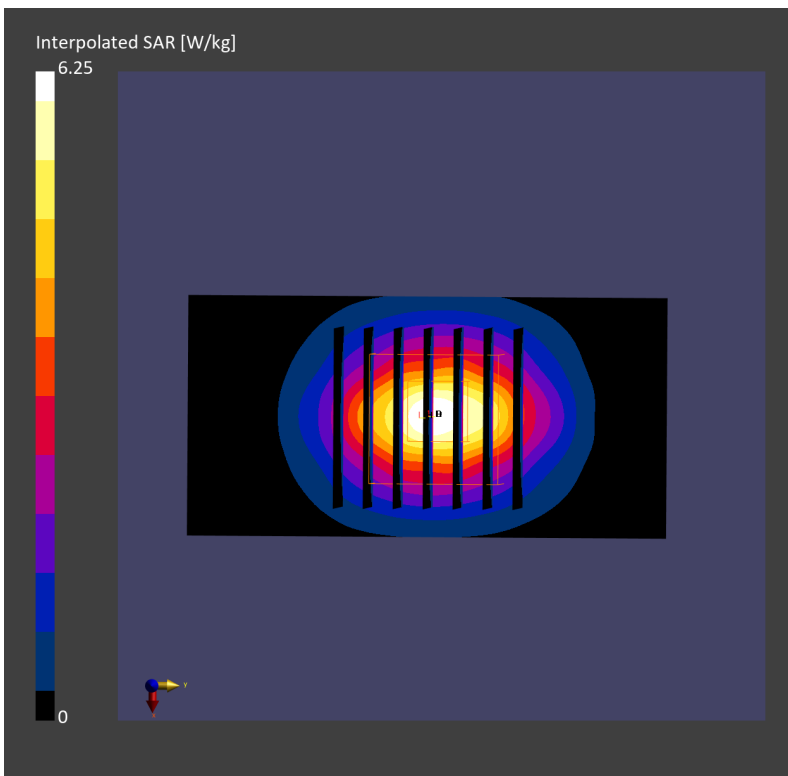
Communication System: CW; Frequency: 2600.000 MHz; Duty Cycle: 1:1
Medium: HSL_2600_230516 Medium parameters used: $f = 2600.000$ MHz; $\sigma = 2.01$ S/m; $\epsilon_r = 38.9$
Ambient Temperature: 23.5°C; Liquid Temperature: 22.5°C

DASY6 Configuration:

- Probe: EX3DV4 - SN3931; ConvF(7.4, 7.4, 7.4); Calibrated: 2022-10-31
- Sensor-Surface: 1.4 mm
- Electronics: DAE4 Sn1696; Calibrated: 2022-11-09
- Phantom: Twin-SAM V8.0 (30deg probe tilt); Serial: 2079_Gap; Section: Flat
- Measurement Software: 16.2.4.2448
- UID: CW

Pin=50mW/Area Scan (40.0 mm x 80.0 mm): Measurement Grid: 10.0 mm x 10.0 mm
SAR (1g) = 2.75 W/kg; SAR (10g) = 1.24 W/kg;

Pin=50mW/Zoom Scan (30.0 mm x 30.0 mm x 30.0 mm): Measurement Grid: 5.0 mm x 5.0 mm x 1.5 mm
Power Drift = 0.03 dB
SAR (1g) = 2.75 W/kg; SAR (8g) = 1.37 W/kg; SAR (10g) = 1.23 W/kg
Smallest distance from peaks to all points 3 dB below = 9.0 mm
Ratio of SAR at M2 to SAR at M1 = 76.1 %



System Check_Head_2600MHz

DUT: D2600V2 - SN1078

Communication System: CW; Frequency: 2600.000 MHz; Duty Cycle: 1:1

Medium: HSL_2600_230520 Medium parameters used: $f = 2600.000$ MHz; $\sigma = 1.95$ S/m; $\epsilon_r = 38.0$

Ambient Temperature: 23.5°C; Liquid Temperature: 22.5°C

DASY6 Configuration:

- Probe: EX3DV4 - SN3931; ConvF(7.4, 7.4, 7.4); Calibrated: 2022-10-31
- Sensor-Surface: 1.4 mm
- Electronics: DAE4 Sn1696; Calibrated: 2022-11-09
- Phantom: Twin-SAM V8.0 (30deg probe tilt); Serial: 2079; Section: Flat
- Measurement Software: 16.2.4.2524
- UID: CW

Pin=50mW/Area Scan (40.0 mm x 80.0 mm): Measurement Grid: 10.0 mm x 10.0 mm

SAR (1g) = 2.71 W/kg; SAR (10g) = 1.22 W/kg;

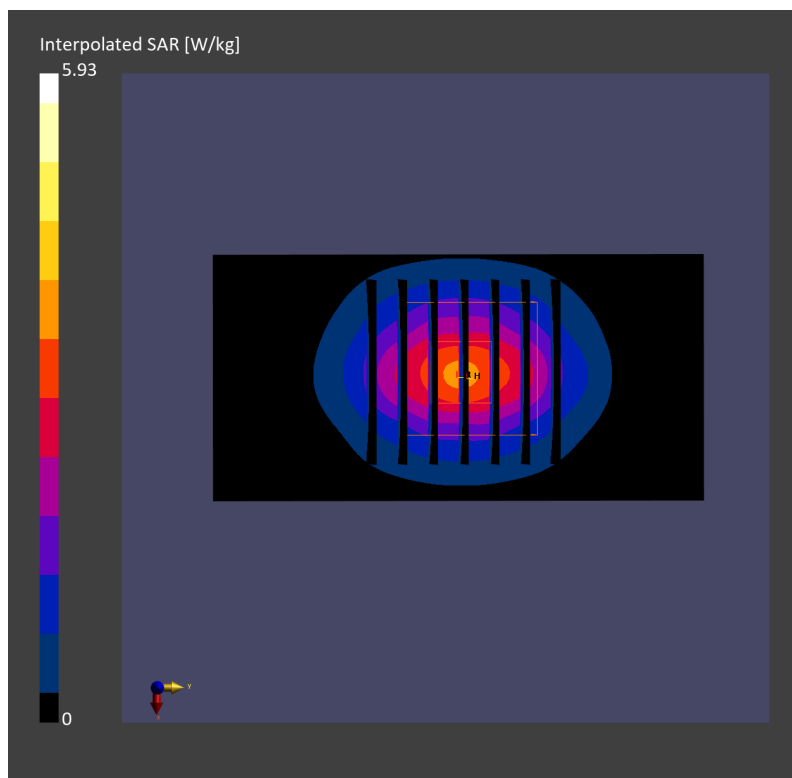
Pin=50mW/Zoom Scan (30.0 mm x 30.0 mm x 30.0 mm): Measurement Grid: 5.0 mm x 5.0 mm x 1.5 mm

Power Drift = 0.08 dB

SAR (1g) = 2.68 W/kg; SAR (8g) = 1.34 W/kg; SAR (10g) = 1.21 W/kg

Smallest distance from peaks to all points 3 dB below = 9.0 mm

Ratio of SAR at M2 to SAR at M1 = 77.2 %



System Check_Head_2600MHz

D2600V2 - SN1078

Communication System: CW; Frequency: 2600.000 MHz; Duty Cycle: 1:1

Medium: HSL_2600_230520 Medium parameters used: $f = 2600.000$ MHz; $\sigma = 1.98$ S/m; $\epsilon_r = 38.0$

Ambient Temperature: 23.4°C; Liquid Temperature: 22.4°C

DASY6 Configuration:

- Probe: EX3DV4 - SN7791; ConvF(6.89, 7.46, 6.94); Calibrated: 2023-02-22
- Sensor-Surface: 1.4 mm
- Electronics: DAE4 Sn1647; Calibrated: 2022-11-18
- Phantom: Twin-SAM V8.0 (30deg probe tilt); Serial: 1919; Section: Flat
- Measurement Software: 16.2.4.2448
- UID: CW

Pin=50mW/Area Scan (40.0 mm x 80.0 mm): Measurement Grid: 10.0 mm x 10.0 mm

SAR (1g) = 2.98 W/kg; SAR (10g) = 1.34 W/kg;

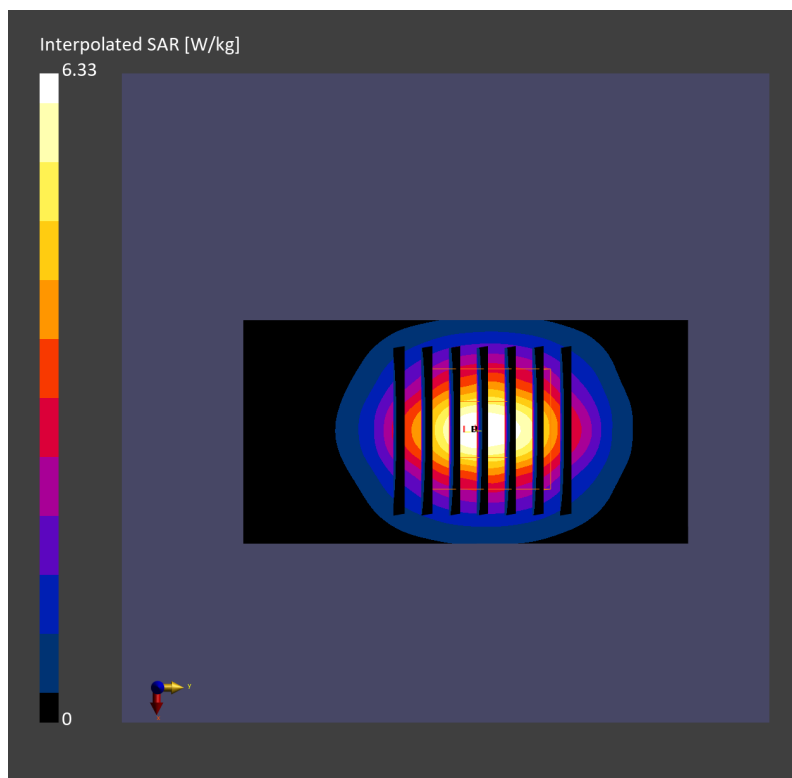
Pin=50mW/Zoom Scan (30.0 mm x 30.0 mm x 30.0 mm): Measurement Grid: 5.0 mm x 5.0 mm x 1.5 mm

Power Drift = -0.01 dB

SAR (1g) = 2.94 W/kg; SAR (8g) = 1.47 W/kg; SAR (10g) = 1.33 W/kg

Smallest distance from peaks to all points 3 dB below = 9.0 mm

Ratio of SAR at M2 to SAR at M1 = 78.6 %



System Check_Head_2600MHz

DUT: D2600V2 - SN1078

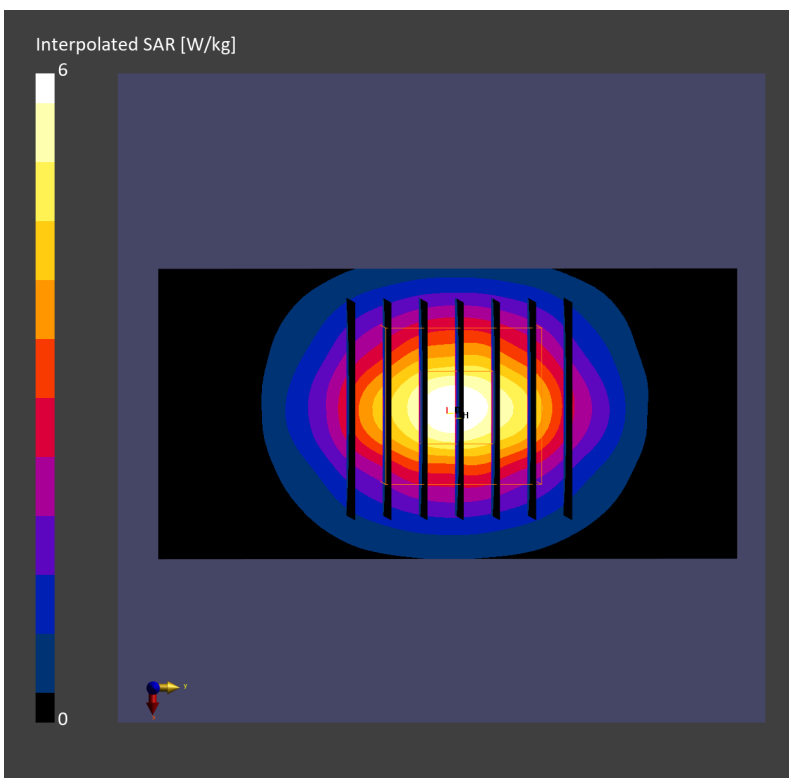
Communication System: CW; Frequency: 2600 MHz; Duty Cycle: 1:1
Medium: HSL_2600_230522 Medium parameters used: $f=2600$ MHz; $\sigma=1.93$ S/m; $\epsilon_r=38.0$
Ambient Temperature: 23.5°C; Liquid Temperature: 22.5°C

DASY6 Configuration:

- Probe: EX3DV4 - SN3931; ConvF(7.4, 7.4, 7.4); Calibrated: 2022-10-31
- Sensor-Surface: 1.4 mm
- Electronics: DAE4 Sn1696; Calibrated: 2022-11-09
- Phantom: Twin-SAM V8.0 (30deg probe tilt); Serial: 2079; Section: Flat
- Measurement Software: 16.2.4.2524
- UID: CW

Pin=50mW/Area Scan (40.0 mm x 80.0 mm): Measurement Grid: 10.0 mm x 10.0 mm
SAR (1g) = 2.66 W/kg; SAR (10g) = 1.21 W/kg;

Pin=50mW/Zoom Scan (30.0 mm x 30.0 mm x 30.0 mm): Measurement Grid: 5.0 mm x 5.0 mm x 1.5 mm
Power Drift = 0.00 dB
SAR (1g) = 2.73 W/kg; SAR (8g) = 1.38 W/kg; SAR (10g) = 1.24 W/kg
Smallest distance from peaks to all points 3 dB below = 9.0 mm
Ratio of SAR at M2 to SAR at M1 = 77.5 %



System Check_Head_2600MHz

DUT: D2600V2 - SN1078

Communication System: CW; Frequency: 2600.000 MHz; Duty Cycle: 1:1

Medium: HSL_2600_230526 Medium parameters used: $f = 2600.000$ MHz; $\sigma = 1.95$ S/m; $\epsilon_r = 38.2$

Ambient Temperature: 23.4°C; Liquid Temperature: 22.4°C

DASY6 Configuration:

- Probe: EX3DV4 - SN3931; ConvF(7.4, 7.4, 7.4); Calibrated: 2022-10-31
- Sensor-Surface: 1.4 mm
- Electronics: DAE4 Sn1696; Calibrated: 2022-11-09
- Phantom: Twin-SAM V8.0 (30deg probe tilt); Serial: 2079_Gap; Section: Flat
- Measurement Software: 16.2.4.2524
- UID: CW

Pin=50mW/Area Scan (40.0 mm x 80.0 mm): Measurement Grid: 10.0 mm x 10.0 mm

SAR (1g) = 2.74 W/kg; SAR (10g) = 1.24 W/kg;

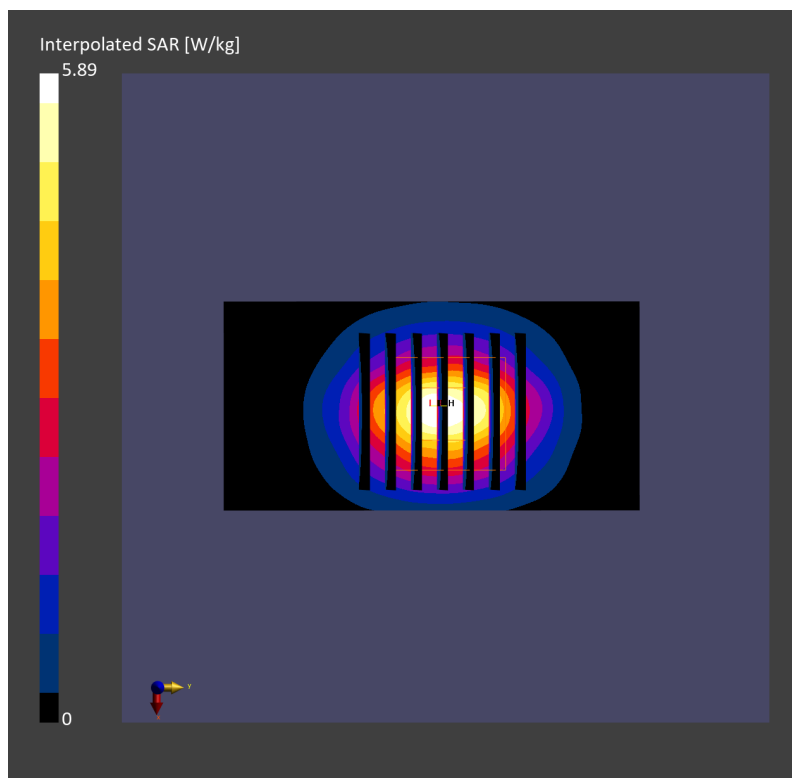
Pin=50mW/Zoom Scan (30.0 mm x 30.0 mm x 30.0 mm): Measurement Grid: 5.0 mm x 5.0 mm x 1.5 mm

Power Drift = -0.02 dB

SAR (1g) = 2.70 W/kg; SAR (8g) = 1.36 W/kg; SAR (10g) = 1.23 W/kg

Smallest distance from peaks to all points 3 dB below = 9.0 mm

Ratio of SAR at M2 to SAR at M1 = 77.9 %



System Check_Head_2600MHz

D2600V2 - SN1078

Communication System: CW; Frequency: 2600.000 MHz; Duty Cycle: 1:1

Medium: HSL_2600_230530 Medium parameters used: $f = 2600.000$ MHz; $\sigma = 1.97$ S/m; $\epsilon_r = 38.1$

Ambient Temperature: 23.2°C; Liquid Temperature: 22.2°C

DASY6 Configuration:

- Probe: EX3DV4 - SN7791; ConvF(6.89, 7.46, 6.94); Calibrated: 2023-02-22
- Sensor-Surface: 1.4 mm
- Electronics: DAE4 Sn1647; Calibrated: 2022-11-18
- Phantom: Twin-SAM V8.0 (30deg probe tilt); Serial: 1919; Section: Flat
- Measurement Software: 16.2.4.2524
- UID: CW

Pin=50mW/Area Scan (40.0 mm x 80.0 mm): Measurement Grid: 10.0 mm x 10.0 mm

SAR (1g) = 2.87 W/kg; SAR (10g) = 1.30 W/kg;

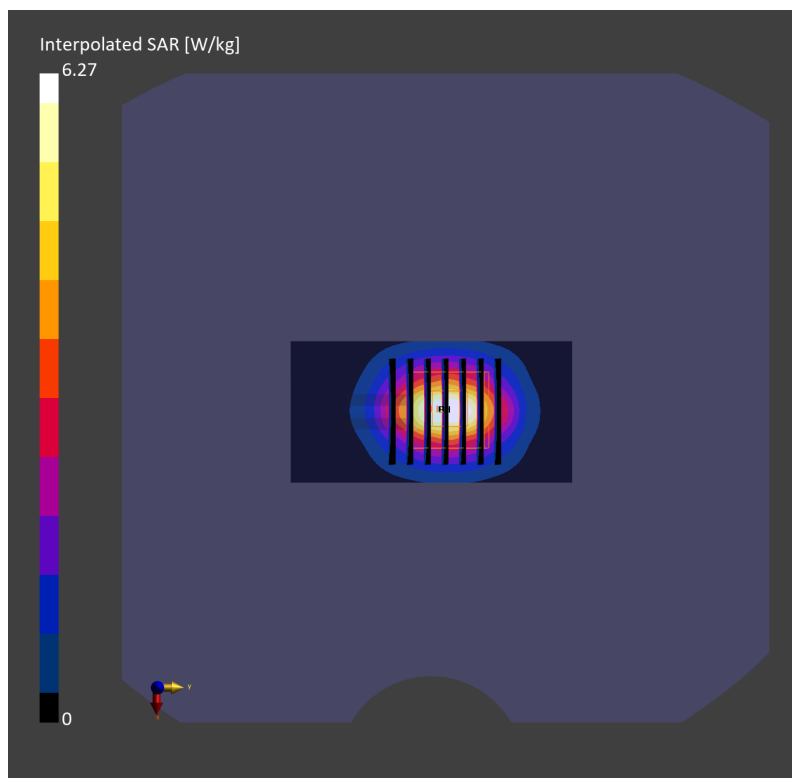
Pin=50mW/Zoom Scan (30.0 mm x 30.0 mm x 30.0 mm): Measurement Grid: 5.0 mm x 5.0 mm x 1.5 mm

Power Drift = 0.01 dB

SAR (1g) = 2.90 W/kg; SAR (8g) = 1.45 W/kg; SAR (10g) = 1.31 W/kg

Smallest distance from peaks to all points 3 dB below = 9.1 mm

Ratio of SAR at M2 to SAR at M1 = 78.1 %



System Check_Head_2600MHz

D2600V2-1078

Communication System: CW; Frequency: 2600.000 MHz; Duty Cycle: 1:1

Medium: HSL_2600_230531 Medium parameters used: $f = 2600.000$ MHz; $\sigma = 1.99$ S/m; $\epsilon_r = 38.3$

Ambient Temperature: 23.6°C; Liquid Temperature: 22.6°C

DASY6 Configuration:

- Probe: EX3DV4 - SN7791; ConvF(6.89, 7.46, 6.94); Calibrated: 2023-02-22
- Sensor-Surface: 1.4 mm
- Electronics: DAE4 Sn1647; Calibrated: 2022-11-18
- Phantom: Twin-SAM V8.0 (30deg probe tilt); Serial: 1919; Section: Flat
- Measurement Software: 16.2.4.2524
- UID: CW

Pin=50mW/Area Scan (40.0 mm x 80.0 mm): Measurement Grid: 10.0 mm x 10.0 mm

SAR (1g) = 2.94 W/kg; SAR (10g) = 1.32 W/kg;

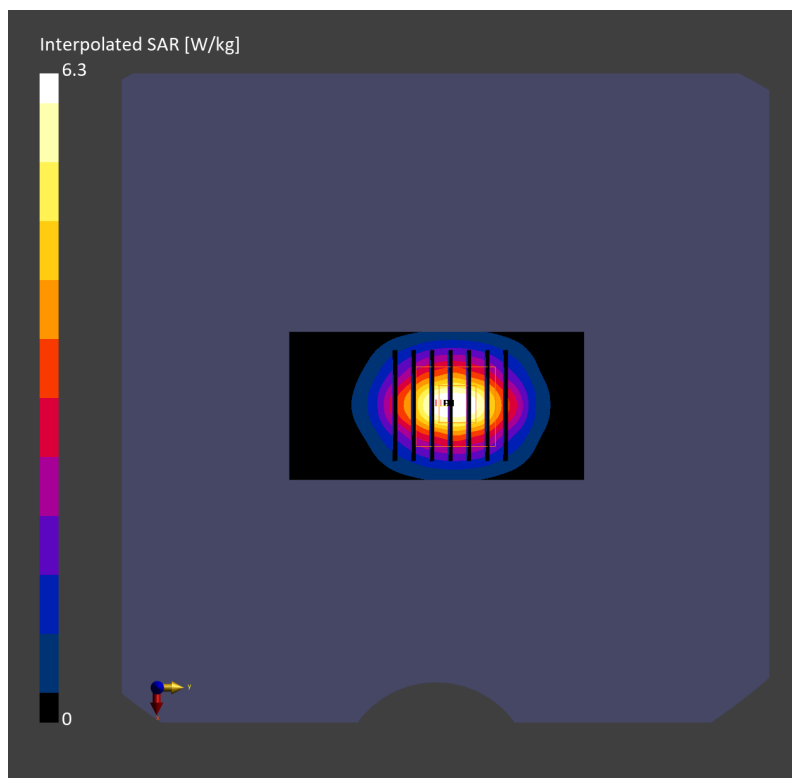
Pin=50mW/Zoom Scan (30.0 mm x 30.0 mm x 30.0 mm): Measurement Grid: 5.0 mm x 5.0 mm x 1.5 mm

Power Drift = -0.01 dB

SAR (1g) = 2.92 W/kg; SAR (8g) = 1.46 W/kg; SAR (10g) = 1.32 W/kg

Smallest distance from peaks to all points 3 dB below = 9.0 mm

Ratio of SAR at M2 to SAR at M1 = 78.6 %



System Check_Head_2600MHz

DUT: D2600V2 - SN1078

Communication System: CW; Frequency: 2600.000 MHz; Duty Cycle: 1:1
Medium: HSL_2600_230601 Medium parameters used: $f=2600.000$ MHz; $\sigma=2.01$ S/m; $\epsilon_r=37.9$
Ambient Temperature: 23.4°C; Liquid Temperature: 22.4°C

DASY6 Configuration:

- Probe: EX3DV4 - SN7791; ConvF(6.89, 7.46, 6.94); Calibrated: 2023-02-22
- Sensor-Surface: 1.4 mm
- Electronics: DAE4 Sn1647; Calibrated: 2022-11-18
- Phantom: Twin-SAM V8.0 (30deg probe tilt); Serial: 1919; Section: Flat
- Measurement Software: 16.2.4.2524
- UID: CW

Pin=50mW/Area Scan (40.0 mm x 80.0 mm): Measurement Grid: 10.0 mm x 10.0 mm
SAR (1g) = 2.96 W/kg; SAR (10g) = 1.35 W/kg;

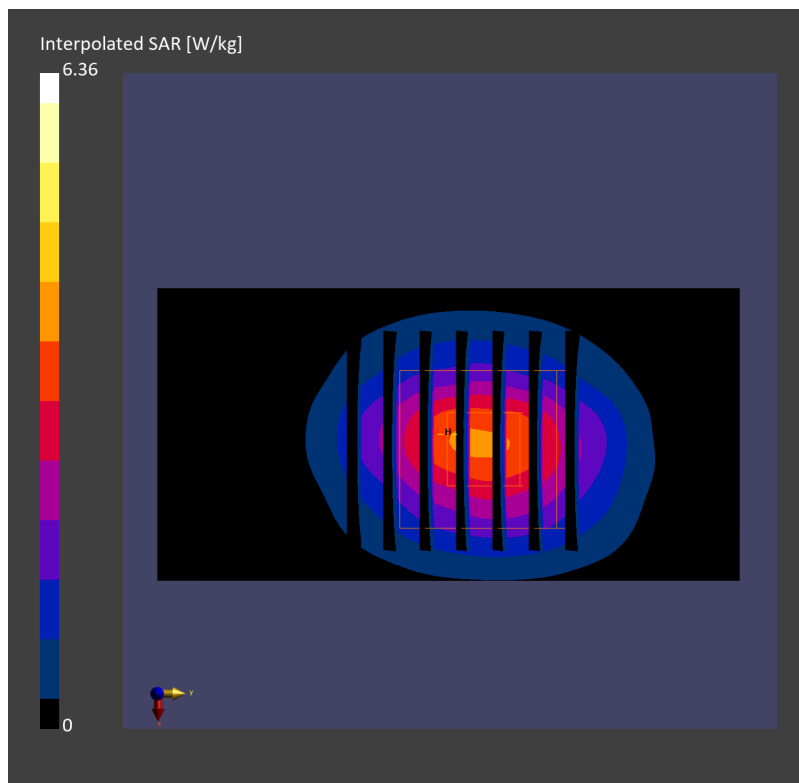
Pin=50mW/Zoom Scan (30.0 mm x 30.0 mm x 30.0 mm): Measurement Grid: 5.0 mm x 5.0 mm x 1.5 mm

Power Drift = -0.01 dB

SAR (1g) = 2.97 W/kg; SAR (8g) = 1.49 W/kg; SAR (10g) = 1.34 W/kg

Smallest distance from peaks to all points 3 dB below = 9.0 mm

Ratio of SAR at M2 to SAR at M1 = 79.0 %



System Check_Head_2600MHz

DUT: D2600V2 - SN1078

Communication System: CW; Frequency: 2600.000 MHz; Duty Cycle: 1:1

Medium: HSL_2600_230707 Medium parameters used: $f = 2600.000$ MHz; $\sigma = 1.96$ S/m; $\epsilon_r = 38.2$

Ambient Temperature: 23.3°C; Liquid Temperature: 22.3°C

DASY6 Configuration:

- Probe: EX3DV4 - SN7694; ConvF(7.47, 7.47, 7.47); Calibrated: 2022-11-15
- Sensor-Surface: 1.4 mm
- Electronics: DAE4 Sn316; Calibrated: 2023-01-23
- Phantom: Twin-SAM V8.0 (30deg probe tilt); Serial: 2079_For Gap; Section: Flat
- Measurement Software: 16.2.4.2524
- UID: CW, 0--

Pin=50mW/Area Scan (40.0 mm x 80.0 mm): Measurement Grid: 10.0 mm x 10.0 mm
SAR (1g) = 2.63 W/kg; SAR (10g) = 1.17 W/kg;

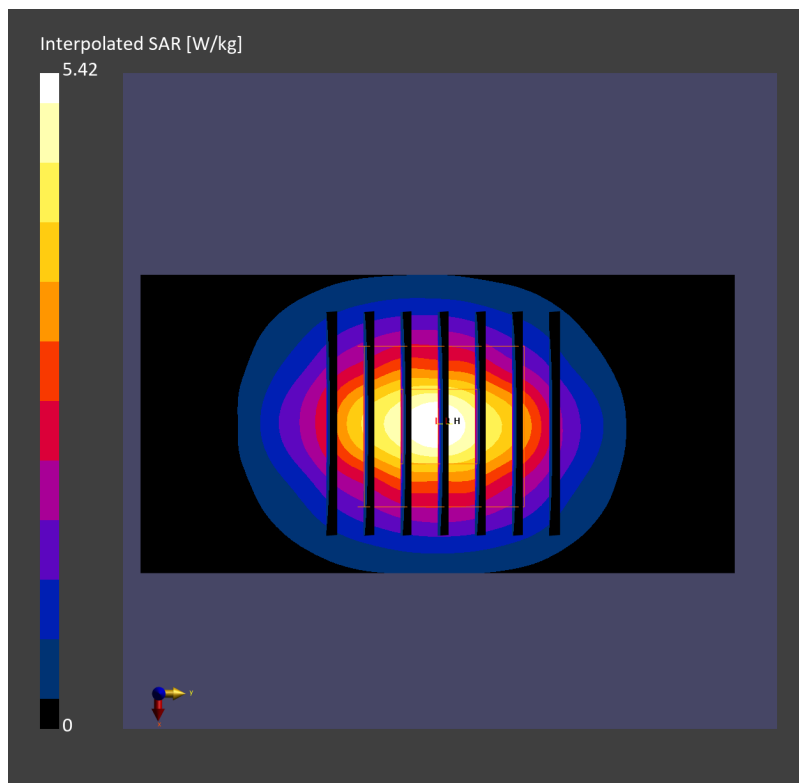
Pin=50mW/Zoom Scan (30.0 mm x 30.0 mm x 30.0 mm): Measurement Grid: 5.0 mm x 5.0 mm x 1.5 mm

Power Drift = -0.00 dB

SAR (1g) = 2.60 W/kg; SAR (8g) = 1.30 W/kg; SAR (10g) = 1.17 W/kg

Smallest distance from peaks to all points 3 dB below = 8.6 mm

Ratio of SAR at M2 to SAR at M1 = 80.5 %



System Check_Head_3300MHz

DUT: D3300V2 - SN1034

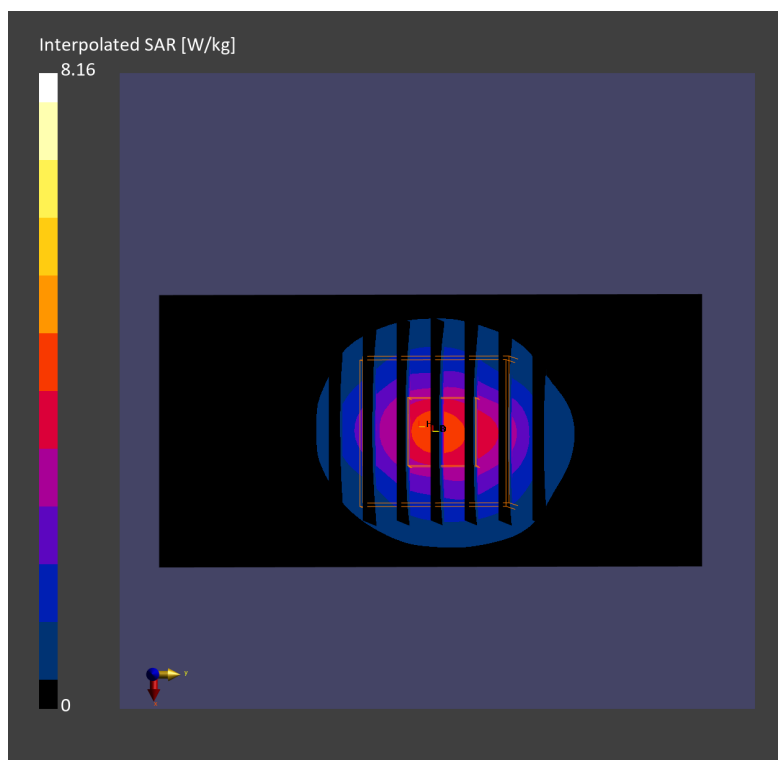
Communication System: CW; Frequency: 3300.000 MHz; Duty Cycle: 1:1
Medium: HSL_3300_230531 Medium parameters used: $f=3300.000$ MHz; $\sigma=2.77$ S/m; $\epsilon_r=38.9$
Ambient Temperature: 23.5°C; Liquid Temperature: 22.5°C

DASY6 Configuration:

- Probe: EX3DV4 - SN7700; ConvF(7.3, 7.3, 7.3); Calibrated: 2023-01-24
- Sensor-Surface: 1.4 mm
- Electronics: DAE4 Sn1697; Calibrated: 2022-12-15
- Phantom: Twin-SAM V4.0 (30deg probe tilt); Serial: 1488; Section: Flat
- Measurement Software: 16.2.4.2448
- UID: CW

Pin=50mW/Area Scan (40.0 mm x 80.0 mm): Measurement Grid: 10.0 mm x 10.0 mm
SAR (1g) = 3.22 W/kg; SAR (10g) = 1.25 W/kg;

Pin=50mW/Zoom Scan (28.0 mm x 28.0 mm x 28.0 mm): Measurement Grid: 5.0 mm x 5.0 mm x 1.4 mm
Power Drift = -0.00 dB
SAR (1g) = 3.29 W/kg; SAR (8g) = 1.44 W/kg; SAR (10g) = 1.27 W/kg
Smallest distance from peaks to all points 3 dB below = 8.0 mm
Ratio of SAR at M2 to SAR at M1 = 77.7 %



System Check_Head_3500MHz

DUT: D3500V2 - SN1014

Communication System: CW; Frequency: 3500.000 MHz; Duty Cycle: 1:1

Medium: HSL_3500_230528 Medium parameters used: $f = 3500.000$ MHz; $\sigma = 3.03$ S/m; $\epsilon_r = 38.6$

Ambient Temperature: 23.7°C; Liquid Temperature: 22.7°C

DASY6 Configuration:

- Probe: EX3DV4 - SN3931; ConvF(7.19, 7.19, 7.19); Calibrated: 2022-10-31
- Sensor-Surface: 1.4 mm
- Electronics: DAE4 Sn1696; Calibrated: 2022-11-09
- Phantom: Twin-SAM V8.0 (30deg probe tilt); Serial: 2079; Section: Flat
- Measurement Software: 16.2.4.2524
- UID: CW

Pin=50mW/Area Scan (40.0 mm x 80.0 mm): Measurement Grid: 10.0 mm x 10.0 mm

SAR (1g) = 3.45 W/kg; SAR (10g) = 1.33 W/kg;

Pin=50mW/Zoom Scan (28.0 mm x 28.0 mm x 28.0 mm): Measurement Grid: 5.0 mm x 5.0 mm x 1.4 mm

Power Drift = -0.00 dB

SAR (1g) = 3.36 W/kg; SAR (8g) = 1.51 W/kg; SAR (10g) = 1.34 W/kg

Smallest distance from peaks to all points 3 dB below = 9.0 mm

Ratio of SAR at M2 to SAR at M1 = 76.1 %

