



# FCC RADIO TEST REPORT

FCC ID : A4RG0DZQ  
Equipment : Phone  
Applicant : Google LLC  
1600 Amphitheatre Parkway,  
Mountain View, California, 94043 USA  
Standard : FCC 47 CFR Part 2, 27

The product was received on Sep. 08, 2022 and testing was performed from Sep. 21, 2022 to Nov. 03, 2022. We, Sporton International Inc. EMC & Wireless Communications Laboratory, would like to declare that the tested sample has been evaluated in accordance with the test procedures given in ANSI / TIA-603-E and has been in compliance with the applicable technical standards.

The test results in this report apply exclusively to the tested model / sample. Without written approval of Sporton International Inc. EMC & Wireless Communications Laboratory, the test report shall not be reproduced except in full.

*Louis Wu*

Approved by: Louis Wu

**Sporton International Inc. EMC & Wireless Communications Laboratory**

No. 52, Huaya 1st Rd., Guishan Dist., Taoyuan City 333, Taiwan (R.O.C.)



## Table of Contents

|  |           |
|--|-----------|
| History of this test report.....                             | 3         |
| Summary of Test Result.....                                  | 4         |
| <b>1 General Description .....</b>                           | <b>5</b>  |
| 1.1 Product Feature of Equipment Under Test.....             | 5         |
| 1.2 Product Specification of Equipment Under Test.....       | 6         |
| 1.3 Modification of EUT .....                                | 7         |
| 1.4 Testing Location .....                                   | 7         |
| 1.5 Applicable Standards.....                                | 8         |
| <b>2 Test Configuration of Equipment Under Test .....</b>    | <b>9</b>  |
| 2.1 Test Mode.....   | 9         |
| 2.2 Connection Diagram of Test System.....                   | 10        |
| 2.3 Support Unit used in test configuration and system ..... | 10        |
| 2.4 Measurement Results Explanation Example.....             | 10        |
| 2.5 Frequency List of Low/Middle/High Channels .....         | 11        |
| <b>3 Conducted Test Items.....</b>                           | <b>12</b> |
| 3.1 Measuring Instruments .....                              | 12        |
| 3.2 Conducted Output Power and EIRP.....                     | 13        |
| 3.3 Peak-to-Average Ratio .....                              | 14        |
| 3.4 Occupied Bandwidth.....                                  | 15        |
| 3.5 Conducted Band Edge .....                                | 16        |
| 3.6 Conducted Spurious Emission .....                        | 17        |
| 3.7 Frequency Stability .....                                | 18        |
| <b>4 Radiated Test Items .....</b>                           | <b>19</b> |
| 4.1 Measuring Instruments .....                              | 19        |
| 4.2 Radiated Spurious Emission Measurement .....             | 21        |
| <b>5 List of Measuring Equipment.....</b>                    | <b>22</b> |
| <b>6 Uncertainty of Evaluation.....</b>                      | <b>24</b> |
| <b>Appendix A. Test Results of Conducted Test</b>            |           |
| <b>Appendix B. Test Results of Radiated Test</b>             |           |
| <b>Appendix C. Test Setup Photographs</b>                    |           |



### History of this test report

| Report No.   | Version | Description                                       | Issue Date    |
|--------------|---------|---|---------------|
| FG241215-02F | 01      | Initial issue of report                           | Nov. 24, 2022 |
| FG241215-02F | 02      | Revise Appendix A1-1, Appendix B1 and Appendix B2 | Dec. 01, 2022 |
|              |         |   |               |
|              |         |   |               |
|              |         |   |               |
|              |         |   |               |
|              |         |   |               |
|              |         |   |               |
|              |         |   |               |
|              |         |   |               |
|              |         |   |               |
|              |         |   |               |
|              |         |   |               |
|              |         |   |               |
|              |         |   |               |
|              |         |   |               |
|              |         |   |               |
|              |         |   |               |
|              |         |   |               |
|              |         |   |               |
|              |         |   |               |



### Summary of Test Result

| Report Clause | Ref Std. Clause          | Test Items                                   | Result (PASS/FAIL) | Remark   |
|---------------|--------------------------|--|--------------------|--|
| 3.2           | §2.1046                  | Conducted Output Power                       | Reporting only     | -  |
|               | §27.50 (j)(3)            | Equivalent Isotropic Radiated Power (n77)    | Pass               |  |
| 3.3           | §27.50 (j)(4)            | Peak-to-Average Ratio                        | Pass               | -  |
| 3.4           | §2.1049                  | Occupied Bandwidth                           | Reporting only     | -  |
| 3.5           | §2.1051<br>§27.53 (l)(2) | Conducted Band Edge Measurement (n77)        | Pass               | -  |
| 3.6           | §2.1051<br>§27.53 (l)(2) | Conducted Spurious Emission (n77)            | Pass               | -  |
| 3.7           | §2.1055<br>§27.54        | Frequency Stability<br>Temperature & Voltage | Pass               | -  |
| 4.2           | §2.1051<br>§27.53 (l)(2) | Radiated Spurious Emission (n77)             | Pass               | Under limit<br>15.55 dB at<br>14805.000 MHz for<br>Primary Antenna<br>Under limit<br>14.91 dB at<br>14965.000 MHz<br>for ASDIV Antenna |

**Declaration of Conformity:**

- The test results (PASS/FAIL) with all measurement uncertainty excluded are presented in accordance with the regulation limits or requirements declared by manufacturers. It's means measurement values may risk exceeding the limit of regulation standards, if measurement uncertainty is include in test results.
- The measurement uncertainty please refer to report "Uncertainty of Evaluation".

**Comments and Explanations:**

The product specifications of the EUT presented in the report are declared by the manufacturer who shall take full responsibility for the authenticity.

**Reviewed by: William Chen**  
**Report Producer: Michelle Chen**



# 1 General Description

## 1.1 Product Feature of Equipment Under Test

| Product Feature                 |   |
|---------------------------------|---|
| Equipment                       | Phone   |
| FCC ID                          | A4RG0DZQ  |
| EUT supports Radios application | GSM/EGPRS/WCDMA/HSPA/LTE/5G NR/<br>NFC/GNSS/WPT Client<br>WLAN 11b/g/n HT20<br>WLAN 11a/n HT20/HT40<br>WLAN 11ac VHT20/VHT40/VHT80<br>WLAN 11ax HE20/HE40/HE80<br>Bluetooth BR/EDR/LE |

**Remark:** The above EUT's information was declared by manufacturer.

| EUT Information List |                               |
|----------------------|-------------------------------|
| S/N                  | Performed Test Item           |
| 28291FQHN00195       | Conducted Measurement<br>EIRP |
| 28291FQHN00119       | Radiated Spurious Emission    |



## 1.2 Product Specification of Equipment Under Test

| Product Specification is subject to this standard |   |
|---|---|
| <b>Tx Frequency</b>                               | 5G NR n77: 3705 MHz ~ 3975 MHz  |
| <b>Rx Frequency</b>                               | 5G NR n77: 3705 MHz ~ 3975 MHz  |
| <b>Bandwidth</b>                                  | 5G NR n77: 10MHz / 15MHz / 20MHz / 25MHz / 30MHz / 40MHz / 50MHz / 60MHz / 70MHz / 80MHz / 90MHz / 100MHz   |
| <b>Maximum Output Power to Antenna</b>            | <b>&lt;Primary Antenna&gt;</b> :<br>5G NR n77: 24.32 dBm<br>5G NR n77: 26.80 dBm for HPUE<br><b>&lt;ASDIV Antenna&gt;</b> :<br>5G NR n77: 23.20 dBm<br>5G NR n77: 26.20 dBm for HPUE  |
| <b>Antenna Type</b>                               | <b>&lt;Primary Antenna&gt;</b> :<br><b>&lt;Ant. 6&gt;</b> : IFA Antenna<br><b>&lt;ASDIV Antenna&gt;</b> :<br><b>&lt;Ant. 2&gt;</b> : IFA Antenna<br><b>&lt;SRS diversity Antenna &gt;</b> :<br><b>&lt;Ant. 1&gt;</b> : ILA Antenna<br><b>&lt;Ant. 5&gt;</b> : IFA Antenna |
| <b>Type of Modulation</b>                         | PI/2 BPSK / QPSK / 16QAM / 64QAM / 256QAM   |

### <Primary Antenna>

| Radio Tech | Band Number | Antenna name | Gain |
|------------|-------------|--------------|------|
| 5G NR      | n77         | ANT6         | -1.2 |

### <ASDIV Antenna>

| Radio Tech | Band Number | Antenna name | Gain |
|------------|-------------|--------------|------|
| 5G NR      | n77         | ANT2         | -1.8 |

### <SRS diversity Antenna >

| Radio Tech | Band Number | Antenna name | Gain |
|------------|-------------|--------------|------|
| 5G NR      | n77         | ANT1         | -2.8 |
| 5G NR      | n77         | ANT5         | -3.4 |

**Remark:** The above EUT's information was declared by manufacturer. Please refer to Comments and Explanations in report summary.



### 1.3 Modification of EUT

No modifications are made to the EUT during all test items.

### 1.4 Testing Location

|                              |  |
|------------------------------|--|
| <b>Test Site</b>             | Sporton International Inc. EMC & Wireless Communications Laboratory  |
| <b>Test Site Location</b>    | No.52, Huaya 1st Rd., Guishan Dist., Taoyuan City 333, Taiwan (R.O.C.)<br>TEL: +886-3-327-3456<br>FAX: +886-3-328-4978 |
| <b>Test Site No.</b>         | <b>Sporton Site No.</b>  |
|                              | TH03-HY  |
| <b>Test Engineer</b>         | Sherry Wu  |
| <b>Temperature (°C)</b>      | 23.5~25  |
| <b>Relative Humidity (%)</b> | 48~52  |

|                              |  |
|------------------------------|--|
| <b>Test Site</b>             | Sporton International Inc. Wensan Laboratory.  |
| <b>Test Site Location</b>    | No.58, Aly. 75, Ln. 564, Wenhua 3rd, Rd., Guishan Dist.,<br>Taoyuan City 333010, Taiwan (R.O.C.)<br>TEL: +886-3-327-0868<br>FAX: +886-3-327-0855 |
| <b>Test Site No.</b>         | <b>Sporton Site No.</b>  |
|                              | 03CH12-HY (TAF Code: 3786)   |
| <b>Test Engineer</b>         | Jack Cheng, Tim Lee and Wilson Wu  |
| <b>Temperature (°C)</b>      | 20~25  |
| <b>Relative Humidity (%)</b> | 50~60  |
| <b>Remark</b>                | The Radiated Spurious Emission test item subcontracted to Sporton International Inc. Wensan Laboratory.  |

**Note:** The test site complies with ANSI C63.4 2014 requirement.

FCC Designation No.: TW1190 and TW3786



## **1.5 Applicable Standards**

According to the specifications of the manufacturer, the EUT must comply with the requirements of the following standards:

- ♦ ANSI C63.26-2015
- ♦ ANSI / TIA-603-E
- ♦ FCC 47 CFR Part 2, 27
- ♦ FCC KDB 971168 D01 Power Meas. License Digital Systems v03r01
- ♦ FCC KDB 412172 D01 Determining ERP and EIRP v01r01
- ♦ FCC KDB 414788 D01 Radiated Test Site v01r01

**Remark:**

1. All test items were verified and recorded according to the standards and without any deviation during the test.
2. This EUT has also been tested and complied with the requirements of FCC Part 15, Subpart B, recorded in a separate test report.
3. The TAF code is not including all the FCC KDB listed without accreditation..





## 2 Test Configuration of Equipment Under Test

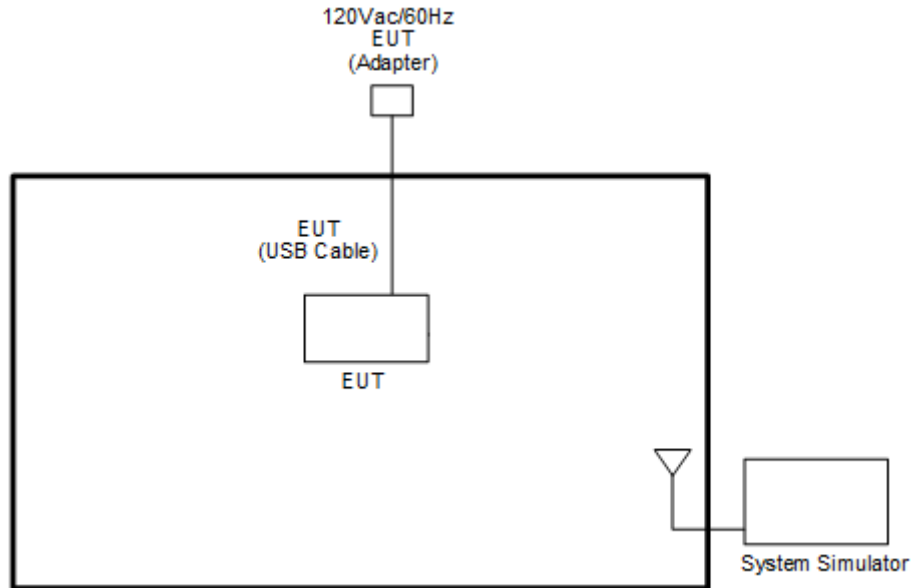
### 2.1 Test Mode

Antenna port conducted and radiated test items listed below are performed according to KDB 971168 D01 Power Meas. License Digital Systems v03r01 with maximum output power.

For radiated measurement, the measured emission level of the EUT was maximized by rotating the EUT on a turntable, adjusting the orientation of the EUT and EUT antenna in three orthogonal axis (X: flat, Y: portrait, Z: landscape) and accessory (Adapter or Earphone), and adjusting the measurement antenna orientation, following C63.26 exploratory test procedures and only the worst case emissions were reported in this report.

| Test Items                  | NR Band   | Bandwidth (MHz) |    |    |    |    |    |    |    |    |    |    |     | Modulation |      |       |       |        | RB # |            |      | Test Channel |   |   |   |   |   |
|-----------------------------|---|-----------------|----|----|----|----|----|----|----|----|----|----|-----|------------|------|-------|-------|--------|------|------------|------|--------------|---|---|---|---|---|
|                             |   | 10              | 15 | 20 | 25 | 30 | 40 | 50 | 60 | 70 | 80 | 90 | 100 | PI/2 BPSK  | QPSK | 16QAM | 64QAM | 256QAM | 1    | Half       | Full | L            | M | H |   |   |   |
| Max. Output Power           | n77   | v               | v  | v  | v  | v  | v  | v  | v  | v  | v  | v  | v   | v          | v    | v     | v     | v      | v    | v          | v    | v            | v | v | v | v | v |
| Peak-to-Average Ratio       | n77   |                 |    | v  |    |    |    |    |    |    |    |    |     |            | v    | v     | v     | v      | v    |            |      | v            |   |   |   | v |   |
| 26dB and 99% Bandwidth      | n77   | v               | v  | v  | v  | v  | v  | v  | v  | v  | v  | v  | v   | v          | v    | v     | v     | v      | v    |            |      | v            |   |   |   | v |   |
| Conducted Band Edge         | n77   | v               | v  | v  | v  | v  | v  | v  | v  | v  | v  | v  | v   | v          | v    | v     | v     | v      | v    | v          |      | v            | v |   |   | v |   |
| Conducted Spurious Emission | n77   | v               |    |    |    |    |    |    |    |    |    |    |     |            |      | v     |       |        |      |            | v    |              |   |   | v | v | v |
| Frequency Stability         | n77   |                 |    | v  |    |    |    |    |    |    |    |    |     |            | v    |       |       |        |      |            |      |              |   |   | v |   | v |
| E.I.R.P                     | n77   | v               | v  | v  | v  | v  | v  | v  | v  | v  | v  | v  | v   | v          | v    | v     | v     | v      | v    | Max. Power |      |              |   |   |   |   |   |
| Radiated Spurious Emission  | n77   | Worst Case      |    |    |    |    |    |    |    |    |    |    |     |            |      |       |       |        |      |            |      | v            | v | v |   |   |   |
| Remark                      | <ol style="list-style-type: none"> <li>The mark "v" means that this configuration is chosen for testing</li> <li>The mark "-" means that this bandwidth is not supported.</li> <li>The device is investigated from 30MHz to 10 times of fundamental signal for radiated spurious emission test under different RB size/offset and modulations in exploratory test. Subsequently, only the worst case emissions are reported.</li> <li>For radiated measurement, pre-scanned in two modes, DFT-s OFDM and CP OFDM. The worst cases (DFT-s OFDM) were recorded in this report, and the worst modes of FR1 and LTE for simultaneous transmission were verified and compliant.</li> <li>For 5G NR test combination are EN-DC 66A-n77A and EN-DC 66A-n78A.</li> <li>All the radiated test cases were performed with Adapter 1 and USB Cable 2</li> <li>One representative bandwidth is selected to perform PAR and frequency stability.</li> <li>During the preliminary test, both charging modes (Adapter mode and WPT client mode) were verified. It is determined that the adaptor mode is the worst case for official test.</li> </ol> |                 |    |    |    |    |    |    |    |    |    |    |     |            |      |       |       |        |      |            |      |              |   |   |   |   |   |

## 2.2 Connection Diagram of Test System



## 2.3 Support Unit used in test configuration and system

| Item | Equipment                 | Brand Name | Model No. | FCC ID | Data Cable | Power Cord        |
|------|---------------------------|------------|-----------|--------|------------|-------------------|
| 1.   | 5G Wireless Test Platform | Anritsu    | MT8000A   | N/A    | N/A        | Unshielded, 1.8 m |
| 2.   | System Simulator          | Anritsu    | MT8821C   | N/A    | N/A        | Unshielded, 1.8 m |

## 2.4 Measurement Results Explanation Example

### For all conducted test items:

The offset level is set in the spectrum analyzer to compensate the RF cable loss and attenuator factor between EUT conducted output port and spectrum analyzer. With the offset compensation, the spectrum analyzer reading level is exactly the EUT RF output level.

The spectrum analyzer offset is derived from RF cable loss and attenuator factor.

*Offset = RF cable loss + attenuator factor.*

Following shows an offset computation example with cable loss 4.2 dB and 10dB attenuator.

Example :

$$\begin{aligned} \text{Offset(dB)} &= \text{RF cable loss(dB)} + \text{attenuator factor(dB)}. \\ &= 4.2 + 10 = 14.2 \text{ (dB)} \end{aligned}$$



### 2.5 Frequency List of Low/Middle/High Channels

| 5G NR Band n77 Channel and Frequency List |                        |         |        |         |
|---|------------------------|---------|--------|---------|
| BW [MHz]                                  | Channel/Frequency(MHz) | Lowest  | Middle | Highest |
| 100                                       | Channel                | 650000  | 656000 | 662000  |
|   | Frequency              | 3750    | 3840   | 3930    |
| 90  | Channel                | 649668  | 656000 | 662332  |
|   | Frequency              | 3745.02 | 3840   | 3934.98 |
| 80  | Channel                | 649334  | 656000 | 662666  |
|   | Frequency              | 3740.01 | 3840   | 3939.99 |
| 70  | Channel                | 649000  | 656000 | 663000  |
|   | Frequency              | 3735    | 3840   | 3945    |
| 60  | Channel                | 648668  | 656000 | 663332  |
|   | Frequency              | 3730.02 | 3840   | 3949.98 |
| 50  | Channel                | 648334  | 656000 | 663666  |
|   | Frequency              | 3725.01 | 3840   | 3954.99 |
| 40  | Channel                | 648000  | 656000 | 664000  |
|   | Frequency              | 3720    | 3840   | 3960    |
| 30  | Channel                | 647668  | 656000 | 664332  |
|   | Frequency              | 3715.02 | 3840   | 3965    |
| 20  | Channel                | 647334  | 656000 | 664666  |
|   | Frequency              | 3710.01 | 3840   | 3969.99 |
| 25  | Channel                | 647500  | 656000 | 664500  |
|   | Frequency              | 3712.5  | 3840   | 3967.5  |
| 15  | Channel                | 647168  | 656000 | 664832  |
|   | Frequency              | 3707.52 | 3840   | 3972.48 |
| 10  | Channel                | 647000  | 656000 | 665000  |
|   | Frequency              | 3705    | 3840   | 3975    |

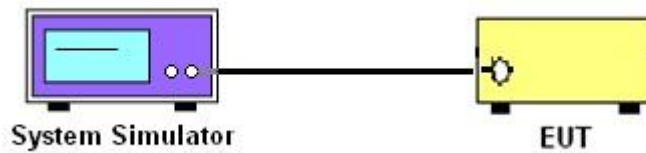
### 3 Conducted Test Items

#### 3.1 Measuring Instruments

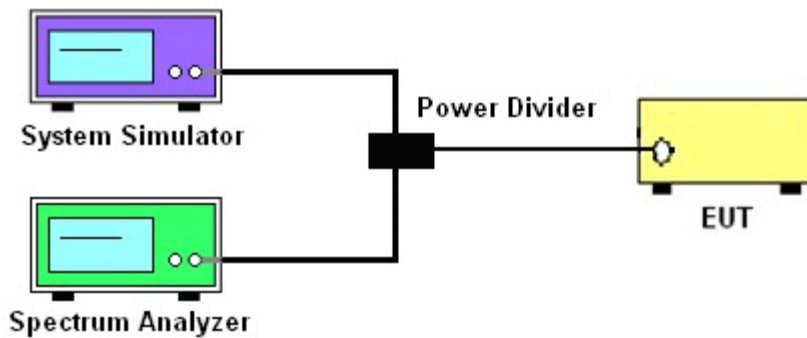
See list of measuring instruments of this test report.

##### 3.1.1 Test Setup

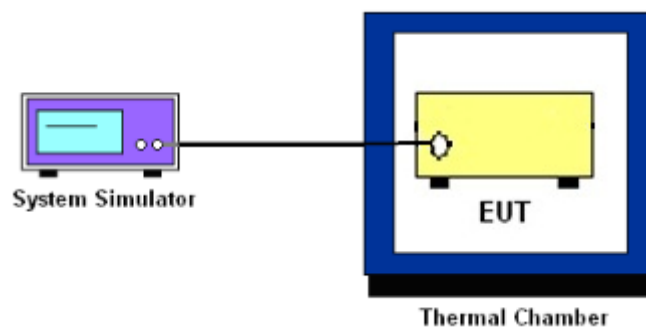
##### 3.1.2 Conducted Output Power



##### 3.1.3 Peak-to-Average Ratio, Occupied Bandwidth ,Conducted Band-Edge and Conducted Spurious Emission



##### 3.1.4 Frequency Stability



##### 3.1.5 Test Result of Conducted Test

Please refer to Appendix A.



## 3.2 Conducted Output Power and EIRP

### 3.2.1 Description of the Conducted Output Power Measurement and EIRP Measurement

A system simulator was used to establish communication with the EUT. Its parameters were set to force the EUT transmitting at maximum output power. The measured power in the radio frequency on the transmitter output terminals shall be reported.

The EIRP of mobile transmitters must not exceed 1 Watts for 5G NR n77

According to KDB 412172 D01 Power Approach,

$EIRP = P_T + G_T - L_C$ , where

$P_T$  = transmitter output power in dBm

$G_T$  = gain of the transmitting antenna in dBi

$L_C$  = signal attenuation in the connecting cable between the transmitter and antenna in dB

### 3.2.2 Test Procedures

1. The transmitter output port was connected to the system simulator.
2. Set EUT at maximum power through the system simulator.
3. Select lowest, middle, and highest channels for each band and different modulation.
4. Measure and record the power level from the system simulator.
5. The MIMO mode is completely uncorrelated, so the directional gain is selected the maximum gain among all antennas.



### **3.3 Peak-to-Average Ratio**

#### **3.3.1 Description of the PAR Measurement**

Power Complementary Cumulative Distribution Function (CCDF) curves provide a means for characterizing the power peaks of a digitally modulated signal on a statistical basis. A CCDF curve depicts the probability of the peak signal amplitude exceeding the average power level. Most contemporary measurement instrumentation include the capability to produce CCDF curves for an input signal provided that the instrument's resolution bandwidth can be set wide enough to accommodate the entire input signal bandwidth. In measuring transmissions in this band using an average power technique, the peak-to-average ratio (PAR) of the transmission may not exceed 13 dB.

#### **3.3.2 Test Procedures**

The testing follows ANSI C63.26-2015 Section 5.2.6

1. The EUT was connected to spectrum and system simulator via a power divider.
2. Set the CCDF (Complementary Cumulative Distribution Function) option in spectrum analyzer.
3. The highest RF powers were measured and recorded the maximum PAPR level associated with a probability of 0.1 %.
4. Record the deviation as Peak to Average Ratio.



## 3.4 Occupied Bandwidth

### 3.4.1 Description of Occupied Bandwidth Measurement

The occupied bandwidth is the width of a frequency band such that, below the lower and above the upper frequency limits, the mean powers emitted are each equal to a specified percentage 0.5% of the total mean transmitted power.

The 26 dB emission bandwidth is defined as the frequency range between two points, one above and one below the carrier frequency, at which the spectral density of the emission is attenuated 26 dB below the maximum in-band spectral density of the modulated signal. Spectral density (power per unit bandwidth) is to be measured with a detector of resolution bandwidth equal to approximately 1.0% of the emission bandwidth.

### 3.4.2 Test Procedures

The testing follows ANSI C63.26-2015 Section 5.4.3 (26dB) and Section 5.4.4 (99OB)

1. The EUT was connected to spectrum analyzer and system simulator via a power divider.
2. The spectrum analyzer center frequency is set to the nominal EUT channel center frequency. The span range for the spectrum analyzer shall be between two and five times the anticipated OBW.
3. The nominal resolution bandwidth (RBW) shall be in the range of 1 to 5 % of the anticipated OBW, and the VBW shall be at least 3 times the RBW.
4. Set the detection mode to peak, and the trace mode to max hold.
5. Determine the reference value: Set the EUT to transmit a modulated signal. Allow the trace to stabilize. Set the spectrum analyzer marker to the highest level of the displayed trace.  
(this is the reference value)
6. Determine the “-26 dB down amplitude” as equal to (Reference Value – X).
7. Place two markers, one at the lowest and the other at the highest frequency of the envelope of the spectral display such that each marker is at or slightly below the “-X dB down amplitude” determined in step 6. If a marker is below this “-X dB down amplitude” value it shall be placed as close as possible to this value. The OBW is the positive frequency difference between the two markers.
8. Use the 99 % power bandwidth function of the spectrum analyzer and report the measured bandwidth.



## 3.5 Conducted Band Edge

### 3.5.1 Description of Conducted Band Edge Measurement

27.53 (I)(2)

For mobile operations in the 3700-3980 MHz band, the conducted power of any emission outside the licensee's authorized bandwidth shall not exceed  $-13$  dBm/MHz. Compliance with this paragraph (I)(2) is based on the use of measurement instrumentation employing a resolution bandwidth of 1 megahertz or greater. However, in the 1 megahertz bands immediately outside and adjacent to the licensee's frequency block, the minimum resolution bandwidth for the measurement shall be either one percent of the emission bandwidth of the fundamental emission of the transmitter or 350 kHz. In the bands between 1 and 5 MHz removed from the licensee's frequency block, the minimum resolution bandwidth for the measurement shall be 500 kHz. The emission bandwidth is defined as the width of the signal between two points, one below the carrier center frequency and one above the carrier center frequency, outside of which all emissions are attenuated at least 26 dB below the transmitter power.

### 3.5.2 Test Procedures

The testing follows FCC KDB 971168 D01 v03r01 Section 6.1.

1. The EUT was connected to spectrum analyzer and system simulator via a power divider.
2. The band edges of low and high channels for the highest RF powers were measured.
3. Set RBW  $\geq$  1% EBW in the 1MHz band immediately outside and adjacent to the band edge.
4. Beyond the 1 MHz band from the band edge, RBW=1MHz was used.
5. Set spectrum analyzer with RMS detector.
6. The RF fundamental frequency should be excluded against the limit line in the operating frequency band.
7. Checked that all the results comply with the emission limit line.

The limit line is derived from  $43 + 10\log(P)$ dB below the transmitter power P(Watts)





## 3.6 Conducted Spurious Emission

### 3.6.1 Description of Conducted Spurious Emission Measurement

The power of any emission outside of the authorized operating frequency ranges must be lower than the transmitter power (P) by a factor of at least  $43 + 10 \log (P)$  dB.

### 3.6.2 Test Procedures

The testing follows FCC KDB 971168 D01 v03r01 Section 6.1.

1. The EUT was connected to spectrum analyzer and system simulator via a power divider.
2. The RF output of EUT was connected to the spectrum analyzer by RF cable and attenuator. The path loss was compensated to the results for each measurement.
3. The middle channel for the highest RF power within the transmitting frequency was measured.
4. The conducted spurious emission for the whole frequency range was taken.
5. Make the measurement with the spectrum analyzer's RBW = 1MHz, VBW = 3MHz.
6. Set spectrum analyzer with RMS detector.
7. Taking the record of maximum spurious emission.
8. The RF fundamental frequency should be excluded against the limit line in the operating frequency band.
9. The limit line is derived from  $43 + 10\log(P)$ dB below the transmitter power P(Watts)



## 3.7 Frequency Stability

### 3.7.1 Description of Frequency Stability Measurement

27.54

The frequency stability shall be sufficient to ensure that the fundamental emission stays within the authorized frequency block.

### 3.7.2 Test Procedures for Temperature Variation

The testing follows FCC KDB 971168 D01 v03r01 Section 9.0.

1. The EUT was set up in the thermal chamber and connected with the system simulator.
2. With power OFF, the temperature was decreased to  $-30^{\circ}\text{C}$  and the EUT was stabilized before testing. Power was applied and the maximum change in frequency was recorded within one minute.
3. With power OFF, the temperature was raised in  $10^{\circ}\text{C}$  step up to  $50^{\circ}\text{C}$ . The EUT was stabilized at each step for at least half an hour. Power was applied and the maximum frequency change was recorded within one minute.

### 3.7.3 Test Procedures for Voltage Variation

The testing follows FCC KDB 971168 D01 v03r01 Section 9.0.

1. The EUT was placed in a temperature chamber at  $20\pm 5^{\circ}\text{C}$  and connected with the system simulator.
2. The power supply voltage to the EUT was varied from 85% to 115% of the nominal value measured at the input to the EUT.
3. The variation in frequency was measured for the worst case.

## 4 Radiated Test Items

### 4.1 Measuring Instruments

See list of measuring instruments of this test report.

#### 4.1.1 Test Setup

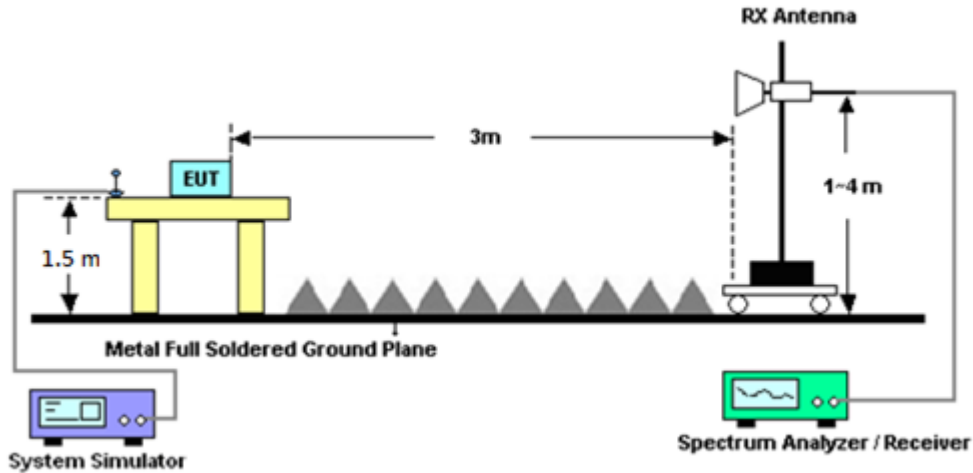
For radiated emissions below 30MHz



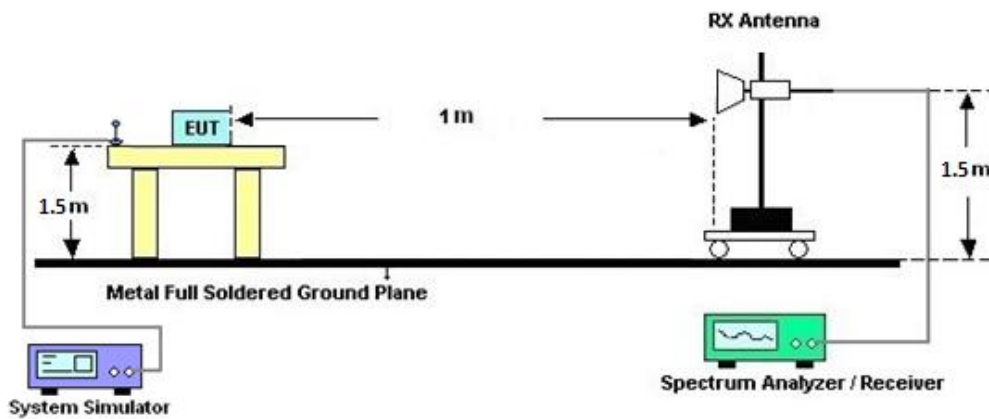
For radiated test from 30MHz to 1GHz



For radiated test from 1GHz to 18GHz



For radiated test above 18GHz



### 4.1.2 Test Result of Radiated Test

Please refer to Appendix B.

**Note:**

The low frequency, which started from 9 kHz to 30MHz, was pre-scanned and the result which was 20dB lower than the limit line was not reported.

There is adequate comparison measurement of both open-field test site and alternative test site - semi-Anechoic chamber according to 414788 D01 Radiated Test Site v01r01, and the result came out very similar.



## 4.2 Radiated Spurious Emission Measurement

### 4.2.1 Description of Radiated Spurious Emission Measurement

The radiated spurious emission was measured by substitution method according to ANSI / TIA-603-E. The power of any emission outside of the authorized operating frequency ranges must be attenuated below the transmitter power (P) by a factor of at least  $43 + 10 \log (P)$  dB.

### 4.2.2 Test Procedures

The testing follows FCC KDB 971168 D01 v03r01 Section 7 and ANSI / TIA-603-E Section 2.2.12.

1. The EUT was placed on a turntable with 0.8 meter for frequency below 1GHz and 1.5 meter for frequency above 1GHz respectively above ground.
2. The EUT was set 3 meters from the receiving antenna, which was mounted on the antenna tower.
3. The table was rotated 360 degrees to determine the position of the highest spurious emission.
4. The height of the receiving antenna is varied between one meter and four meters to search the maximum spurious emission for both horizontal and vertical polarizations.
5. Make the measurement with the spectrum analyzer's RBW = 1MHz, VBW = 3MHz, taking the record of maximum spurious emission.
6. A horn antenna was substituted in place of the EUT and was driven by a signal generator.
7. Tune the output power of signal generator to the same emission level with EUT maximum spurious emission.
8. Taking the record of output power at antenna port.
9. Repeat step 7 to step 8 for another polarization.
10. The RF fundamental frequency should be excluded against the limit line in the operating frequency band.

The limit line is derived from  $43 + 10\log(P)$ dB below the transmitter power P(Watts)



## 5 List of Measuring Equipment

| Instrument           | Brand Name             | Model No.                     | Serial No.  | Characteristics               | Calibration Date | Test Date                       | Due Date      | Remark                   |
|----------------------|------------------------|-------------------------------|-------------|-------------------------------|------------------|---------------------------------|---------------|--------------------------|
| Loop Antenna         | Rohde & Schwarz        | HFH2-Z2                       | 100488      | 9 kHz~30 MHz                  | May 13, 2022     | Sep. 21, 2022~<br>Oct. 22, 2022 | May 12, 2023  | Radiation<br>(03CH12-HY) |
| Horn Antenna         | SCHWARZBECK            | BBHA 9120 D                   | 9120D-1328  | 1GHz~18GHz                    | Dec. 03, 2021    | Sep. 21, 2022~<br>Oct. 22, 2022 | Dec. 02, 2022 | Radiation<br>(03CH12-HY) |
| Bilog Antenna        | TESEQ                  | CBL 6111D &<br>00800N1D01N-06 | 40103 & 07  | 30MHz~1GHz                    | Apr. 24, 2022    | Sep. 21, 2022~<br>Oct. 22, 2022 | Apr. 23, 2023 | Radiation<br>(03CH12-HY) |
| Bilog Antenna        | TESEQ                  | CBL 6111D &<br>00800N1D01N-06 | 41912 & 05  | 30MHz~1GHz                    | Feb. 06, 2022    | Sep. 21, 2022~<br>Oct. 22, 2022 | Feb. 05, 2023 | Radiation<br>(03CH12-HY) |
| Horn Antenna         | SCHWARZBECK            | BBHA 9120 D                   | 9120D-1212  | 1GHz~18GHz                    | Mar. 10, 2022    | Sep. 21, 2022~<br>Oct. 22, 2022 | Mar. 09, 2023 | Radiation<br>(03CH12-HY) |
| SHF-EHF Horn Antenna | SCHWARZBECK            | BBHA 9170                     | BBHA9170251 | 18GHz~40GHz                   | Nov. 30, 2021    | Sep. 21, 2022~<br>Oct. 22, 2022 | Nov. 29, 2022 | Radiation<br>(03CH12-HY) |
| SHF-EHF Horn Antenna | SCHWARZBECK            | BBHA 9170                     | BBHA9170576 | 18GHz~40GHz                   | May 14, 2022     | Sep. 21, 2022~<br>Oct. 22, 2022 | May 13, 2023  | Radiation<br>(03CH12-HY) |
| Preamplifier         | COM-POWER              | PA-103                        | 161075      | 10MHz~1GHz                    | Mar. 23, 2022    | Sep. 21, 2022~<br>Oct. 22, 2022 | Mar. 22, 2023 | Radiation<br>(03CH12-HY) |
| Preamplifier         | Aglient                | 8449B                         | 3008A02375  | 1GHz~26.5GHz                  | May 24, 2022     | Sep. 21, 2022~<br>Oct. 22, 2022 | May 23, 2023  | Radiation<br>(03CH12-HY) |
| Preamplifier         | E-INSTRUMENT TECH LTD. | ERA-100M-18G-56-01-A70        | EC1900249   | 1GHz-18GHz                    | Dec. 22, 2021    | Sep. 21, 2022~<br>Oct. 22, 2022 | Dec. 21, 2022 | Radiation<br>(03CH12-HY) |
| Preamplifier         | E-INSTRUMENT TECH LTD. | ERA-100M-18G-56-01-A70        | EC1900269   | 1GHz-18GHz                    | Dec. 27, 2021    | Sep. 21, 2022~<br>Oct. 22, 2022 | Dec. 26, 2022 | Radiation<br>(03CH12-HY) |
| Preamplifier         | EMEC                   | EM18G40G                      | 060715      | 18GHz~40GHz                   | Dec. 24, 2021    | Sep. 21, 2022~<br>Oct. 22, 2022 | Dec. 23, 2022 | Radiation<br>(03CH12-HY) |
| Spectrum Analyzer    | Keysight               | N9010A                        | MY53470118  | 10Hz~44GHz                    | Jan. 12, 2022    | Sep. 21, 2022~<br>Oct. 22, 2022 | Jan. 11, 2023 | Radiation<br>(03CH12-HY) |
| RF Cable             | HUBER + SUHNER         | SUCOFLEX 104                  | MY9837/4PE  | 9kHz~30MHz                    | Mar. 10, 2022    | Sep. 21, 2022~<br>Oct. 22, 2022 | Mar. 09, 2023 | Radiation<br>(03CH12-HY) |
| RF Cable             | HUBER + SUHNER         | SUCOFLEX 126E                 | 0058/126E   | 30MHz~18GHz                   | Dec. 10, 2021    | Sep. 21, 2022~<br>Oct. 22, 2022 | Dec. 09, 2022 | Radiation<br>(03CH12-HY) |
| RF Cable             | HUBER + SUHNER         | SUCOFLEX 102                  | 505134/2    | 30MHz~40GHz                   | Feb. 21, 2022    | Sep. 21, 2022~<br>Oct. 22, 2022 | Feb. 20, 2023 | Radiation<br>(03CH12-HY) |
| RF Cable             | HUBER + SUHNER         | SUCOFLEX 102                  | 803953/2    | 30MHz~40GHz                   | Mar. 08, 2022    | Sep. 21, 2022~<br>Oct. 22, 2022 | Mar. 07, 2023 | Radiation<br>(03CH12-HY) |
| Filter               | Wainwright             | WHKX8-5872.5-6750-18000-40ST  | SN2         | 6.75GHz High Pass Filter      | Mar. 15, 2022    | Sep. 21, 2022~<br>Oct. 22, 2022 | Mar. 14, 2023 | Radiation<br>(03CH12-HY) |
| Filter               | Wainwright             | WHKX12-1080-1200-15000-60SS   | SN1         | 1.2GHz High Pass Filter       | Mar. 15, 2022    | Sep. 21, 2022~<br>Oct. 22, 2022 | Mar. 14, 2023 | Radiation<br>(03CH12-HY) |
| Filter               | Wainwright             | WHKX12-2700-3000-18000-60ST   | SN2         | 3GHz High Pass Filter         | Jul. 11, 2022    | Sep. 21, 2022~<br>Oct. 22, 2022 | Jul. 10, 2023 | Radiation<br>(03CH12-HY) |
| Hygrometer           | TECPEL                 | DTM-303B                      | TP140325    | N/A                           | Nov. 26, 2021    | Sep. 21, 2022~<br>Oct. 22, 2022 | Nov. 25, 2022 | Radiation<br>(03CH12-HY) |
| Controller           | EMEC                   | EM1000                        | N/A         | Control Turn table & Ant Mast | N/A              | Sep. 21, 2022~<br>Oct. 22, 2022 | N/A           | Radiation<br>(03CH12-HY) |
| Antenna Mast         | EMEC                   | AM-BS-4500-B                  | N/A         | 1m~4m                         | N/A              | Sep. 21, 2022~<br>Oct. 22, 2022 | N/A           | Radiation<br>(03CH12-HY) |
| Turn Table           | EMEC                   | TT2000                        | N/A         | 0~360 Degree                  | N/A              | Sep. 21, 2022~<br>Oct. 22, 2022 | N/A           | Radiation<br>(03CH12-HY) |
| Software             | Audix                  | E3<br>6.2009-8-24             | RK-000989   | N/A                           | N/A              | Sep. 21, 2022~<br>Oct. 22, 2022 | N/A           | Radiation<br>(03CH12-HY) |



| Instrument                | Brand Name      | Model No. | Serial No. | Characteristics   | Calibration Date | Test Date                       | Due Date      | Remark                 |
|---------------------------|-----------------|-----------|------------|-------------------|------------------|---------------------------------|---------------|------------------------|
| Programmable Power Supply | GW Instek       | PSS-2005  | EL890089   | 1V~20V<br>0.5A~5A | Feb. 23, 2022    | Sep. 21, 2022~<br>Nov. 03, 2022 | Feb. 22, 2023 | Conducted<br>(TH03-HY) |
| Signal Analyzer           | Rohde & Schwarz | FSV3044   | 101048     | 10Hz~44GHz        | May 05, 2022     | Sep. 21, 2022~<br>Nov. 03, 2022 | May 04, 2023  | Conducted<br>(TH03-HY) |
| Temperature Chamber       | ESPEC           | SH-641    | 92013720   | -40°C ~90°C       | Sep. 07, 2022    | Sep. 21, 2022~<br>Nov. 03, 2022 | Sep. 06, 2023 | Conducted<br>(TH03-HY) |
| Base Station (Measure)    | Anritsu         | MT8821C   | 6262116730 | LTE               | Jun. 15, 2022    | Sep. 21, 2022~<br>Nov. 03, 2022 | Jun. 14, 2023 | Conducted<br>(TH03-HY) |
| Base Station (Measure)    | Anritsu         | MT8000A   | 6262134933 | FR1               | Jun. 13, 2022    | Sep. 21, 2022~<br>Nov. 03, 2022 | Jun. 12, 2023 | Conducted<br>(TH03-HY) |



## 6 Uncertainty of Evaluation

### Uncertainty of Radiated Emission Measurement (30 MHz ~ 1000 MHz)

|   |         |
|---|---------|
| Measuring Uncertainty for a Level of Confidence of 95% ( $U = 2Uc(y)$ ) | 3.31 dB |
|---|---------|

### Uncertainty of Radiated Emission Measurement (1 GHz ~ 18 GHz)

|   |         |
|---|---------|
| Measuring Uncertainty for a Level of Confidence of 95% ( $U = 2Uc(y)$ ) | 3.25 dB |
|---|---------|

### Uncertainty of Radiated Emission Measurement (18 GHz ~ 40 GHz)

|   |         |
|---|---------|
| Measuring Uncertainty for a Level of Confidence of 95% ( $U = 2Uc(y)$ ) | 3.81 dB |
|---|---------|





## Appendix A. Test Results of Conducted Test

### Conducted Output Power(Average power) and EIRP

#### <Primary Antenna>

| NR n77 Maximum Average Power [dBm] (GT - LC = -1.2 dB) |           |           |           |        |        |         |            |         |
|--|-----------|-----------|-----------|--------|--------|---------|------------|---------|
| BW [MHz]   | RB Size   | RB Offset | Mod       | Lowest | Middle | Highest | EIRP (dBm) | EIRP(W) |
| 10   | 1         | 1         | PI/2 BPSK | 23.81  | 23.75  | 24.12   | 23.06      | 0.2023  |
| 10   | 1         | 22        |           | 23.79  | 23.64  | 24.26   |            |         |
| 10   | 12        | 6         |           | 23.81  | 23.65  | 24.21   |            |         |
| 10   | 1         | 0         |           | 23.20  | 23.32  | 23.56   |            |         |
| 10   | 1         | 23        |           | 23.32  | 23.47  | 23.73   |            |         |
| 10   | 24        | 0         |           | 23.32  | 23.15  | 23.78   |            |         |
| 10   | 1         | 1         | QPSK      | 23.80  | 23.75  | 24.12   |            |         |
| 10   | 1         | 22        |           | 23.82  | 23.63  | 24.24   |            |         |
| 10   | 12        | 6         |           | 23.77  | 23.65  | 24.25   |            |         |
| 10   | 1         | 0         |           | 22.81  | 22.78  | 23.14   |            |         |
| 10   | 1         | 23        |           | 22.85  | 22.65  | 23.28   |            |         |
| 10   | 24        | 0         |           | 22.81  | 22.64  | 23.26   |            |         |
| 10   | 1         | 1         | 16-QAM    | 22.96  | 22.75  | 23.15   | 21.95      | 0.1567  |
| 10   | 1         | 1         | 64-QAM    | 21.30  | 21.15  | 21.65   |            |         |
| 10   | 1         | 1         | 256-QAM   | 19.20  | 19.21  | 19.85   |            |         |
| Limit  | EIRP < 1W |           |           | Result |        |         | Pass       |         |

| NR n77 Maximum Average Power [dBm] (GT - LC = -1.2 dB) |           |           |           |        |        |         |            |         |
|--|-----------|-----------|-----------|--------|--------|---------|------------|---------|
| BW [MHz]   | RB Size   | RB Offset | Mod       | Lowest | Middle | Highest | EIRP (dBm) | EIRP(W) |
| 15   | 1         | 1         | PI/2 BPSK | 23.86  | 23.75  | 24.29   | 23.09      | 0.2037  |
| 15   | 1         | 36        |           | 23.85  | 23.59  | 24.28   |            |         |
| 15   | 18        | 9         |           | 23.84  | 23.76  | 24.19   |            |         |
| 15   | 1         | 0         |           | 23.35  | 23.27  | 23.65   |            |         |
| 15   | 1         | 37        |           | 23.46  | 23.09  | 23.77   |            |         |
| 15   | 36        | 0         |           | 23.32  | 23.24  | 23.72   |            |         |
| 15   | 1         | 1         | QPSK      | 23.86  | 23.75  | 24.26   |            |         |
| 15   | 1         | 36        |           | 23.81  | 23.61  | 24.26   |            |         |
| 15   | 18        | 9         |           | 23.84  | 23.76  | 24.18   |            |         |
| 15   | 1         | 0         |           | 22.82  | 23.75  | 23.21   |            |         |
| 15   | 1         | 37        |           | 22.93  | 22.59  | 23.28   |            |         |
| 15   | 36        | 0         |           | 22.81  | 22.72  | 23.23   |            |         |
| 15   | 1         | 1         | 16-QAM    | 22.95  | 22.72  | 23.32   | 22.12      | 0.1629  |
| 15   | 1         | 1         | 64-QAM    | 21.24  | 21.42  | 21.79   |            |         |
| 15   | 1         | 1         | 256-QAM   | 19.32  | 19.19  | 19.72   |            |         |
| Limit  | EIRP < 1W |           |           | Result |        |         | Pass       |         |



| NR n77 Maximum Average Power [dBm] (GT - LC = -1.2 dB) |           |           |           |        |        |         |            |         |
|--|-----------|-----------|-----------|--------|--------|---------|------------|---------|
| BW [MHz]   | RB Size   | RB Offset | Mod       | Lowest | Middle | Highest | EIRP (dBm) | EIRP(W) |
| 20   | 1         | 1         | PI/2 BPSK | 23.89  | 23.77  | 24.23   | 23.12      | 0.2051  |
| 20   | 1         | 49        |           | 23.92  | 23.59  | 24.32   |            |         |
| 20   | 25        | 12        |           | 23.87  | 23.75  | 24.25   |            |         |
| 20   | 1         | 0         |           | 23.43  | 23.31  | 23.65   |            |         |
| 20   | 1         | 50        |           | 23.47  | 23.21  | 23.78   |            |         |
| 20   | 50        | 0         |           | 23.37  | 23.25  | 23.73   |            |         |
| 20   | 1         | 1         | QPSK      | 23.85  | 23.77  | 24.21   |            |         |
| 20   | 1         | 49        |           | 23.95  | 23.61  | 24.25   |            |         |
| 20   | 25        | 12        |           | 23.82  | 23.78  | 24.24   |            |         |
| 20   | 1         | 0         |           | 22.89  | 22.78  | 23.17   |            |         |
| 20   | 1         | 50        |           | 22.88  | 22.73  | 23.28   |            |         |
| 20   | 50        | 0         |           | 22.86  | 22.78  | 23.18   |            |         |
| 20   | 1         | 1         | 16-QAM    | 22.81  | 22.82  | 23.12   | 21.92      | 0.1556  |
| 20   | 1         | 1         | 64-QAM    | 21.32  | 21.28  | 21.75   |            |         |
| 20   | 1         | 1         | 256-QAM   | 19.26  | 19.32  | 19.72   |            |         |
| Limit  | EIRP < 1W |           |           | Result |        |         | Pass       |         |

| NR n77 Maximum Average Power [dBm] (GT - LC = -1.2 dB) |           |           |           |        |        |         |            |         |
|--|-----------|-----------|-----------|--------|--------|---------|------------|---------|
| BW [MHz]   | RB Size   | RB Offset | Mod       | Lowest | Middle | Highest | EIRP (dBm) | EIRP(W) |
| 25   | 1         | 1         | PI/2 BPSK | 23.95  | 23.75  | 24.08   | 23.06      | 0.2023  |
| 25   | 1         | 63        |           | 23.77  | 23.71  | 24.26   |            |         |
| 25   | 32        | 16        |           | 23.89  | 23.76  | 24.21   |            |         |
| 25   | 1         | 0         |           | 23.43  | 23.24  | 23.65   |            |         |
| 25   | 1         | 64        |           | 23.28  | 23.20  | 23.78   |            |         |
| 25   | 64        | 0         |           | 23.35  | 23.24  | 23.71   |            |         |
| 25   | 1         | 1         | QPSK      | 23.95  | 23.75  | 24.08   |            |         |
| 25   | 1         | 63        |           | 23.79  | 23.72  | 24.25   |            |         |
| 25   | 32        | 16        |           | 23.87  | 23.77  | 24.21   |            |         |
| 25   | 1         | 0         |           | 22.92  | 22.78  | 23.11   |            |         |
| 25   | 1         | 64        |           | 22.76  | 22.73  | 23.28   |            |         |
| 25   | 64        | 0         |           | 22.98  | 22.77  | 23.21   |            |         |
| 25   | 1         | 1         | 16-QAM    | 23.01  | 22.83  | 23.14   | 21.94      | 0.1563  |
| 25   | 1         | 1         | 64-QAM    | 21.57  | 21.26  | 21.64   |            |         |
| 25   | 1         | 1         | 256-QAM   | 19.35  | 19.18  | 19.68   |            |         |
| Limit  | EIRP < 1W |           |           | Result |        |         | Pass       |         |



| NR n77 Maximum Average Power [dBm] (GT - LC = -1.2 dB) |           |           |           |        |        |         |            |         |
|--|-----------|-----------|-----------|--------|--------|---------|------------|---------|
| BW [MHz]   | RB Size   | RB Offset | Mod       | Lowest | Middle | Highest | EIRP (dBm) | EIRP(W) |
| 30   | 1         | 1         | PI/2 BPSK | 23.81  | 23.75  | 24.24   | 23.05      | 0.2018  |
| 30   | 1         | 76        |           | 23.83  | 23.74  | 24.25   |            |         |
| 30   | 36        | 18        |           | 23.83  | 23.79  | 24.16   |            |         |
| 30   | 1         | 0         |           | 23.25  | 23.21  | 23.67   |            |         |
| 30   | 1         | 77        |           | 23.28  | 23.19  | 23.71   |            |         |
| 30   | 75        | 0         |           | 23.46  | 23.25  | 23.68   |            |         |
| 30   | 1         | 1         | QPSK      | 23.81  | 23.74  | 24.19   |            |         |
| 30   | 1         | 76        |           | 23.79  | 23.67  | 24.17   |            |         |
| 30   | 36        | 18        |           | 23.89  | 23.78  | 24.19   |            |         |
| 30   | 1         | 0         |           | 22.78  | 22.75  | 23.21   |            |         |
| 30   | 1         | 77        |           | 22.82  | 22.69  | 23.21   |            |         |
| 30   | 75        | 0         |           | 23.01  | 22.81  | 23.18   |            |         |
| 30   | 1         | 1         | 16-QAM    | 22.86  | 22.88  | 23.31   | 22.11      | 0.1626  |
| 30   | 1         | 1         | 64-QAM    | 21.19  | 21.35  | 21.63   |            |         |
| 30   | 1         | 1         | 256-QAM   | 19.15  | 19.42  | 19.75   |            |         |
| Limit  | EIRP < 1W |           |           | Result |        |         | Pass       |         |

| NR n77 Maximum Average Power [dBm] (GT - LC = -1.2 dB) |           |           |           |        |        |         |            |         |
|--|-----------|-----------|-----------|--------|--------|---------|------------|---------|
| BW [MHz]   | RB Size   | RB Offset | Mod       | Lowest | Middle | Highest | EIRP (dBm) | EIRP(W) |
| 40   | 1         | 1         | PI/2 BPSK | 23.91  | 23.88  | 24.24   | 23.06      | 0.2023  |
| 40   | 1         | 104       |           | 23.88  | 23.61  | 24.26   |            |         |
| 40   | 50        | 25        |           | 24.01  | 23.81  | 24.19   |            |         |
| 40   | 1         | 0         |           | 23.42  | 23.28  | 23.72   |            |         |
| 40   | 1         | 105       |           | 23.39  | 23.07  | 23.76   |            |         |
| 40   | 100       | 0         |           | 23.49  | 23.32  | 23.71   |            |         |
| 40   | 1         | 1         | QPSK      | 23.92  | 23.81  | 24.21   |            |         |
| 40   | 1         | 104       |           | 23.84  | 23.57  | 24.17   |            |         |
| 40   | 50        | 25        |           | 24.01  | 23.81  | 24.21   |            |         |
| 40   | 1         | 0         |           | 22.85  | 22.81  | 23.18   |            |         |
| 40   | 1         | 105       |           | 22.79  | 22.59  | 23.21   |            |         |
| 40   | 100       | 0         |           | 23.01  | 22.80  | 23.19   |            |         |
| 40   | 1         | 1         | 16-QAM    | 22.89  | 22.92  | 23.31   | 22.11      | 0.1626  |
| 40   | 1         | 1         | 64-QAM    | 21.49  | 21.41  | 21.83   |            |         |
| 40   | 1         | 1         | 256-QAM   | 19.54  | 19.19  | 19.66   |            |         |
| Limit  | EIRP < 1W |           |           | Result |        |         | Pass       |         |



| NR n77 Maximum Average Power [dBm] (GT - LC = -1.2 dB) |           |           |           |        |        |         |            |         |
|--|-----------|-----------|-----------|--------|--------|---------|------------|---------|
| BW [MHz]   | RB Size   | RB Offset | Mod       | Lowest | Middle | Highest | EIRP (dBm) | EIRP(W) |
| 50   | 1         | 1         | PI/2 BPSK | 23.84  | 23.93  | 24.26   | 23.06      | 0.2023  |
| 50   | 1         | 131       |           | 24.01  | 23.59  | 24.14   |            |         |
| 50   | 64        | 32        |           | 23.82  | 23.82  | 24.18   |            |         |
| 50   | 1         | 0         |           | 23.28  | 23.43  | 23.75   |            |         |
| 50   | 1         | 132       |           | 23.50  | 23.12  | 23.64   |            |         |
| 50   | 128       | 0         |           | 23.34  | 23.30  | 23.67   |            |         |
| 50   | 1         | 1         | QPSK      | 23.78  | 23.94  | 24.25   |            |         |
| 50   | 1         | 131       |           | 23.97  | 23.57  | 24.22   |            |         |
| 50   | 64        | 32        |           | 23.84  | 23.83  | 24.17   |            |         |
| 50   | 1         | 0         |           | 22.83  | 22.87  | 23.27   |            |         |
| 50   | 1         | 132       |           | 23.01  | 22.53  | 23.15   |            |         |
| 50   | 128       | 0         |           | 22.83  | 22.81  | 23.12   |            |         |
| 50   | 1         | 1         | 16-QAM    | 22.96  | 22.93  | 23.31   | 22.11      | 0.1626  |
| 50   | 1         | 1         | 64-QAM    | 21.32  | 21.48  | 21.72   |            |         |
| 50   | 1         | 1         | 256-QAM   | 19.35  | 19.32  | 19.72   |            |         |
| Limit  | EIRP < 1W |           |           | Result |        |         | Pass       |         |

| NR n77 Maximum Average Power [dBm] (GT - LC = -1.2 dB) |           |           |           |        |        |         |            |         |
|--|-----------|-----------|-----------|--------|--------|---------|------------|---------|
| BW [MHz]   | RB Size   | RB Offset | Mod       | Lowest | Middle | Highest | EIRP (dBm) | EIRP(W) |
| 60   | 1         | 1         | PI/2 BPSK | 22.77  | 22.43  | 22.89   | 22.58      | 0.1811  |
| 60   | 1         | 160       |           | 23.23  | 22.85  | 23.78   |            |         |
| 60   | 81        | 40        |           | 22.90  | 22.75  | 23.13   |            |         |
| 60   | 1         | 0         |           | 22.28  | 22.01  | 22.34   |            |         |
| 60   | 1         | 161       |           | 22.84  | 22.42  | 23.19   |            |         |
| 60   | 162       | 0         |           | 22.42  | 22.10  | 22.58   |            |         |
| 60   | 1         | 1         | QPSK      | 22.73  | 22.42  | 22.87   |            |         |
| 60   | 1         | 160       |           | 23.25  | 22.83  | 23.73   |            |         |
| 60   | 81        | 40        |           | 22.92  | 22.77  | 23.05   |            |         |
| 60   | 1         | 0         |           | 21.71  | 21.43  | 21.88   |            |         |
| 60   | 1         | 161       |           | 22.32  | 21.87  | 22.78   |            |         |
| 60   | 162       | 0         |           | 21.91  | 21.62  | 22.10   |            |         |
| 60   | 1         | 1         | 16-QAM    | 21.80  | 21.56  | 21.93   | 20.73      | 0.1183  |
| 60   | 1         | 1         | 64-QAM    | 20.34  | 19.89  | 20.48   |            |         |
| 60   | 1         | 1         | 256-QAM   | 18.12  | 17.93  | 18.14   |            |         |
| Limit  | EIRP < 1W |           |           | Result |        |         | Pass       |         |



| NR n77 Maximum Average Power [dBm] (GT - LC = -1.2 dB) |           |           |           |        |        |         |            |         |       |        |
|--|-----------|-----------|-----------|--------|--------|---------|------------|---------|-------|--------|
| BW [MHz]   | RB Size   | RB Offset | Mod       | Lowest | Middle | Highest | EIRP (dBm) | EIRP(W) |       |        |
| 70   | 1         | 1         | PI/2 BPSK | 22.70  | 22.51  | 22.70   | 22.5       | 0.1778  |       |        |
| 70   | 1         | 187       |           | 23.69  | 22.85  | 23.70   |            |         |       |        |
| 70   | 90        | 45        |           | 23.12  | 22.77  | 23.12   |            |         |       |        |
| 70   | 1         | 0         |           | 22.17  | 21.94  | 22.20   |            |         |       |        |
| 70   | 1         | 188       |           | 23.21  | 22.40  | 23.20   |            |         |       |        |
| 70   | 180       | 0         |           | 22.61  | 22.21  | 22.61   |            |         |       |        |
| 70   | 1         | 1         | QPSK      | 22.63  | 22.49  | 22.66   |            |         | 20.68 | 0.1169 |
| 70   | 1         | 187       |           | 23.65  | 22.85  | 23.68   |            |         |       |        |
| 70   | 90        | 45        |           | 23.13  | 22.75  | 23.15   |            |         |       |        |
| 70   | 1         | 0         |           | 21.65  | 21.54  | 21.70   |            |         |       |        |
| 70   | 1         | 188       |           | 22.63  | 22.36  | 22.73   |            |         |       |        |
| 70   | 180       | 0         |           | 22.11  | 21.73  | 22.11   |            |         |       |        |
| 70   | 1         | 1         | 16-QAM    | 21.80  | 21.50  | 21.88   | 20.68      | 0.1169  |       |        |
| 70   | 1         | 1         | 64-QAM    | 20.13  | 19.89  | 20.14   |            |         |       |        |
| 70   | 1         | 1         | 256-QAM   | 18.09  | 17.77  | 18.23   |            |         |       |        |
| Limit  | EIRP < 1W |           |           | Result |        |         | Pass       |         |       |        |

| NR n77 Maximum Average Power [dBm] (GT - LC = -1.2 dB) |           |           |           |        |        |         |            |         |       |        |
|--|-----------|-----------|-----------|--------|--------|---------|------------|---------|-------|--------|
| BW [MHz]   | RB Size   | RB Offset | Mod       | Lowest | Middle | Highest | EIRP (dBm) | EIRP(W) |       |        |
| 80   | 1         | 1         | PI/2 BPSK | 22.83  | 22.78  | 22.62   | 22.54      | 0.1795  |       |        |
| 80   | 1         | 215       |           | 23.31  | 22.81  | 23.74   |            |         |       |        |
| 80   | 108       | 54        |           | 22.93  | 22.72  | 23.15   |            |         |       |        |
| 80   | 1         | 0         |           | 22.33  | 22.25  | 22.10   |            |         |       |        |
| 80   | 1         | 216       |           | 22.77  | 22.34  | 23.21   |            |         |       |        |
| 80   | 216       | 0         |           | 22.43  | 22.24  | 22.66   |            |         |       |        |
| 80   | 1         | 1         | QPSK      | 22.86  | 22.70  | 22.59   |            |         | 20.84 | 0.1213 |
| 80   | 1         | 215       |           | 22.30  | 22.79  | 23.68   |            |         |       |        |
| 80   | 108       | 54        |           | 22.94  | 22.74  | 23.10   |            |         |       |        |
| 80   | 1         | 0         |           | 21.85  | 21.78  | 21.56   |            |         |       |        |
| 80   | 1         | 216       |           | 22.28  | 21.84  | 22.75   |            |         |       |        |
| 80   | 216       | 0         |           | 21.94  | 21.74  | 22.13   |            |         |       |        |
| 80   | 1         | 1         | 16-QAM    | 22.04  | 21.70  | 21.51   | 20.84      | 0.1213  |       |        |
| 80   | 1         | 1         | 64-QAM    | 20.34  | 20.41  | 20.07   |            |         |       |        |
| 80   | 1         | 1         | 256-QAM   | 18.39  | 18.31  | 18.08   |            |         |       |        |
| Limit  | EIRP < 1W |           |           | Result |        |         | Pass       |         |       |        |



| NR n77 Maximum Average Power [dBm] (GT - LC = -1.2 dB) |           |           |           |        |        |         |            |         |
|--|-----------|-----------|-----------|--------|--------|---------|------------|---------|
| BW [MHz]   | RB Size   | RB Offset | Mod       | Lowest | Middle | Highest | EIRP (dBm) | EIRP(W) |
| 90   | 1         | 1         | PI/2 BPSK | 22.95  | 22.85  | 22.56   | 22.65      | 0.1841  |
| 90   | 1         | 243       |           | 23.18  | 22.90  | 23.84   |            |         |
| 90   | 120       | 60        |           | 22.98  | 22.78  | 23.23   |            |         |
| 90   | 1         | 0         |           | 22.43  | 21.85  | 22.10   |            |         |
| 90   | 1         | 244       |           | 22.65  | 21.95  | 23.31   |            |         |
| 90   | 243       | 0         |           | 22.51  | 22.25  | 22.70   |            |         |
| 90   | 1         | 1         | QPSK      | 22.90  | 22.82  | 22.54   |            |         |
| 90   | 1         | 243       |           | 23.10  | 22.86  | 23.85   |            |         |
| 90   | 120       | 60        |           | 22.97  | 22.77  | 23.18   |            |         |
| 90   | 1         | 0         |           | 21.86  | 21.80  | 21.50   |            |         |
| 90   | 1         | 244       |           | 22.13  | 21.86  | 22.76   |            |         |
| 90   | 243       | 0         |           | 22.01  | 21.76  | 22.17   |            |         |
| 90   | 1         | 1         | 16-QAM    | 21.74  | 21.96  | 21.50   | 20.76      | 0.1191  |
| 90   | 1         | 1         | 64-QAM    | 20.35  | 20.29  | 20.20   |            |         |
| 90   | 1         | 1         | 256-QAM   | 18.43  | 18.30  | 18.14   |            |         |
| Limit  | EIRP < 1W |           |           | Result |        |         | Pass       |         |

| NR n77 Maximum Average Power [dBm] (GT - LC = -1.2 dB) |           |           |           |        |        |         |            |         |
|--|-----------|-----------|-----------|--------|--------|---------|------------|---------|
| BW [MHz]   | RB Size   | RB Offset | Mod       | Lowest | Middle | Highest | EIRP (dBm) | EIRP(W) |
| 100  | 1         | 1         | PI/2 BPSK | 22.91  | 22.95  | 22.67   | 22.64      | 0.1837  |
| 100  | 1         | 271       |           | 23.19  | 22.88  | 23.84   |            |         |
| 100  | 135       | 67        |           | 22.98  | 22.78  | 23.12   |            |         |
| 100  | 1         | 0         |           | 22.43  | 22.42  | 22.18   |            |         |
| 100  | 1         | 272       |           | 22.68  | 22.36  | 23.32   |            |         |
| 100  | 270       | 0         |           | 22.51  | 22.28  | 22.63   |            |         |
| 100  | 1         | 1         | QPSK      | 22.91  | 22.87  | 22.63   |            |         |
| 100  | 1         | 271       |           | 23.17  | 22.87  | 23.80   |            |         |
| 100  | 135       | 67        |           | 22.99  | 22.78  | 23.14   |            |         |
| 100  | 1         | 0         |           | 21.90  | 21.85  | 21.66   |            |         |
| 100  | 1         | 272       |           | 22.18  | 21.84  | 22.75   |            |         |
| 100  | 270       | 0         |           | 22.03  | 21.74  | 22.10   |            |         |
| 100  | 1         | 1         | 16-QAM    | 21.97  | 22.01  | 21.67   | 20.81      | 0.1205  |
| 100  | 1         | 1         | 64-QAM    | 20.35  | 20.42  | 20.21   |            |         |
| 100  | 1         | 1         | 256-QAM   | 18.44  | 18.35  | 18.08   |            |         |
| Limit  | EIRP < 1W |           |           | Result |        |         | Pass       |         |



| NR n77 HPUE Maximum Average Power [dBm] (GT - LC = -1.2 dB) |           |           |           |        |        |         |            |         |
|---|-----------|-----------|-----------|--------|--------|---------|------------|---------|
| BW [MHz]  | RB Size   | RB Offset | Mod       | Lowest | Middle | Highest | EIRP (dBm) | EIRP(W) |
| 10  | 1         | 1         | PI/2 BPSK | 25.92  | 25.82  | 26.05   | 25.01      | 0.317   |
| 10  | 1         | 22        |           | 25.90  | 25.64  | 26.15   |            |         |
| 10  | 12        | 6         |           | 25.94  | 25.62  | 26.15   |            |         |
| 10  | 1         | 0         |           | 22.50  | 22.34  | 22.62   |            |         |
| 10  | 1         | 23        |           | 22.44  | 22.16  | 22.71   |            |         |
| 10  | 24        | 0         |           | 25.43  | 25.12  | 25.69   |            |         |
| 10  | 1         | 1         | QPSK      | 25.94  | 25.79  | 26.10   |            |         |
| 10  | 1         | 22        |           | 25.91  | 25.59  | 26.21   |            |         |
| 10  | 12        | 6         |           | 25.93  | 25.63  | 26.17   |            |         |
| 10  | 1         | 0         |           | 22.45  | 22.35  | 22.59   |            |         |
| 10  | 1         | 23        |           | 22.43  | 22.12  | 22.71   |            |         |
| 10  | 24        | 0         |           | 24.95  | 24.65  | 25.19   |            |         |
| 10  | 1         | 1         | 16-QAM    | 25.05  | 24.73  | 24.94   | 23.85      | 0.2427  |
| 10  | 1         | 1         | 64-QAM    | 23.67  | 23.53  | 23.56   |            |         |
| 10  | 1         | 1         | 256-QAM   | 21.52  | 21.15  | 21.54   |            |         |
| Limit   | EIRP < 1W |           |           | Result |        |         | Pass       |         |

| NR n77 HPUE Maximum Average Power [dBm] (GT - LC = -1.2 dB) |           |           |           |        |        |         |            |         |
|---|-----------|-----------|-----------|--------|--------|---------|------------|---------|
| BW [MHz]  | RB Size   | RB Offset | Mod       | Lowest | Middle | Highest | EIRP (dBm) | EIRP(W) |
| 15  | 1         | 1         | PI/2 BPSK | 26.02  | 25.78  | 26.13   | 25.08      | 0.3221  |
| 15  | 1         | 36        |           | 25.99  | 25.49  | 26.28   |            |         |
| 15  | 18        | 9         |           | 26.00  | 25.74  | 26.17   |            |         |
| 15  | 1         | 0         |           | 22.54  | 22.33  | 22.57   |            |         |
| 15  | 1         | 37        |           | 22.63  | 22.02  | 22.76   |            |         |
| 15  | 36        | 0         |           | 25.45  | 25.27  | 25.62   |            |         |
| 15  | 1         | 1         | QPSK      | 26.02  | 25.82  | 26.07   |            |         |
| 15  | 1         | 36        |           | 25.99  | 25.55  | 26.24   |            |         |
| 15  | 18        | 9         |           | 26.02  | 25.74  | 26.13   |            |         |
| 15  | 1         | 0         |           | 22.56  | 22.31  | 22.51   |            |         |
| 15  | 1         | 37        |           | 22.65  | 22.03  | 22.73   |            |         |
| 15  | 36        | 0         |           | 25.00  | 24.74  | 25.15   |            |         |
| 15  | 1         | 1         | 16-QAM    | 23.51  | 22.34  | 25.24   | 24.04      | 0.2535  |
| 15  | 1         | 1         | 64-QAM    | 23.67  | 22.43  | 23.56   |            |         |
| 15  | 1         | 1         | 256-QAM   | 21.51  | 21.22  | 21.60   |            |         |
| Limit   | EIRP < 1W |           |           | Result |        |         | Pass       |         |



| NR n77 HPUE Maximum Average Power [dBm] (GT - LC = -1.2 dB) |           |           |           |        |        |         |            |         |
|---|-----------|-----------|-----------|--------|--------|---------|------------|---------|
| BW [MHz]  | RB Size   | RB Offset | Mod       | Lowest | Middle | Highest | EIRP (dBm) | EIRP(W) |
| 20  | 1         | 1         | PI/2 BPSK | 26.04  | 25.85  | 25.94   | 25.02      | 0.3177  |
| 20  | 1         | 49        |           | 26.10  | 25.50  | 26.22   |            |         |
| 20  | 25        | 12        |           | 26.01  | 25.71  | 26.11   |            |         |
| 20  | 1         | 0         |           | 26.01  | 22.36  | 22.49   |            |         |
| 20  | 1         | 50        |           | 22.67  | 22.15  | 22.71   |            |         |
| 20  | 50        | 0         |           | 25.57  | 25.23  | 25.61   |            |         |
| 20  | 1         | 1         | QPSK      | 26.01  | 25.90  | 25.92   |            |         |
| 20  | 1         | 49        |           | 26.11  | 25.54  | 26.21   |            |         |
| 20  | 25        | 12        |           | 26.02  | 25.73  | 26.09   |            |         |
| 20  | 1         | 0         |           | 22.57  | 22.40  | 22.47   |            |         |
| 20  | 1         | 50        |           | 22.65  | 22.16  | 22.72   |            |         |
| 20  | 50        | 0         |           | 25.05  | 24.76  | 25.08   |            |         |
| 20  | 1         | 1         | 16-QAM    | 24.90  | 24.87  | 24.85   | 23.7       | 0.2344  |
| 20  | 1         | 1         | 64-QAM    | 23.45  | 23.47  | 23.50   |            |         |
| 20  | 1         | 1         | 256-QAM   | 21.74  | 21.35  | 21.67   |            |         |
| Limit   | EIRP < 1W |           |           | Result |        |         | Pass       |         |

| NR n77 HPUE Maximum Average Power [dBm] (GT - LC = -1.2 dB) |           |           |           |        |        |         |            |         |
|---|-----------|-----------|-----------|--------|--------|---------|------------|---------|
| BW [MHz]  | RB Size   | RB Offset | Mod       | Lowest | Middle | Highest | EIRP (dBm) | EIRP(W) |
| 25  | 1         | 1         | PI/2 BPSK | 26.08  | 25.75  | 25.85   | 24.98      | 0.3148  |
| 25  | 1         | 63        |           | 26.04  | 25.58  | 26.12   |            |         |
| 25  | 32        | 16        |           | 26.05  | 25.71  | 26.01   |            |         |
| 25  | 1         | 0         |           | 22.60  | 22.35  | 22.31   |            |         |
| 25  | 1         | 64        |           | 22.55  | 22.17  | 22.40   |            |         |
| 25  | 64        | 0         |           | 25.56  | 25.27  | 25.53   |            |         |
| 25  | 1         | 1         | QPSK      | 26.04  | 25.85  | 25.87   |            |         |
| 25  | 1         | 63        |           | 26.00  | 25.65  | 26.18   |            |         |
| 25  | 32        | 16        |           | 26.07  | 25.76  | 24.94   |            |         |
| 25  | 1         | 0         |           | 22.54  | 22.39  | 22.37   |            |         |
| 25  | 1         | 64        |           | 22.50  | 22.18  | 22.64   |            |         |
| 25  | 64        | 0         |           | 25.07  | 24.75  | 25.08   |            |         |
| 25  | 1         | 1         | 16-QAM    | 25.02  | 24.90  | 24.88   | 23.82      | 0.241   |
| 25  | 1         | 1         | 64-QAM    | 23.47  | 23.40  | 23.45   |            |         |
| 25  | 1         | 1         | 256-QAM   | 21.60  | 21.39  | 21.30   |            |         |
| Limit   | EIRP < 1W |           |           | Result |        |         | Pass       |         |





| NR n77 HPUE Maximum Average Power [dBm] (GT - LC = -1.2 dB) |           |           |           |        |        |         |            |         |
|---|-----------|-----------|-----------|--------|--------|---------|------------|---------|
| BW [MHz]  | RB Size   | RB Offset | Mod       | Lowest | Middle | Highest | EIRP (dBm) | EIRP(W) |
| 30  | 1         | 1         | PI/2 BPSK | 26.05  | 25.89  | 25.83   | 25         | 0.3162  |
| 30  | 1         | 76        |           | 25.96  | 25.61  | 26.19   |            |         |
| 30  | 36        | 18        |           | 26.02  | 25.75  | 26.02   |            |         |
| 30  | 1         | 0         |           | 22.55  | 22.39  | 22.37   |            |         |
| 30  | 1         | 77        |           | 22.43  | 22.17  | 22.73   |            |         |
| 30  | 75        | 0         |           | 25.61  | 25.36  | 25.52   |            |         |
| 30  | 1         | 1         | QPSK      | 26.04  | 25.81  | 25.87   |            |         |
| 30  | 1         | 76        |           | 25.92  | 25.58  | 26.20   |            |         |
| 30  | 36        | 18        |           | 26.02  | 25.72  | 26.01   |            |         |
| 30  | 1         | 0         |           | 22.50  | 22.36  | 22.35   |            |         |
| 30  | 1         | 77        |           | 22.41  | 22.10  | 22.68   |            |         |
| 30  | 75        | 0         |           | 25.13  | 24.78  | 25.01   |            |         |
| 30  | 1         | 1         | 16-QAM    | 24.96  | 24.70  | 24.87   | 23.76      | 0.2377  |
| 30  | 1         | 1         | 64-QAM    | 23.48  | 23.31  | 23.25   |            |         |
| 30  | 1         | 1         | 256-QAM   | 21.61  | 21.41  | 21.37   |            |         |
| Limit   | EIRP < 1W |           |           | Result |        |         | Pass       |         |

| NR n77 HPUE Maximum Average Power [dBm] (GT - LC = -1.2 dB) |           |           |           |        |        |         |            |         |
|---|-----------|-----------|-----------|--------|--------|---------|------------|---------|
| BW [MHz]  | RB Size   | RB Offset | Mod       | Lowest | Middle | Highest | EIRP (dBm) | EIRP(W) |
| 40  | 1         | 1         | PI/2 BPSK | 26.04  | 25.83  | 26.01   | 24.98      | 0.3148  |
| 40  | 1         | 104       |           | 25.93  | 25.41  | 26.15   |            |         |
| 40  | 50        | 25        |           | 26.18  | 24.75  | 25.89   |            |         |
| 40  | 1         | 0         |           | 22.59  | 22.42  | 22.52   |            |         |
| 40  | 1         | 105       |           | 22.50  | 22.04  | 22.59   |            |         |
| 40  | 100       | 0         |           | 25.68  | 25.26  | 25.40   |            |         |
| 40  | 1         | 1         | QPSK      | 26.08  | 25.85  | 25.96   |            |         |
| 40  | 1         | 104       |           | 26.01  | 25.48  | 26.11   |            |         |
| 40  | 50        | 25        |           | 26.15  | 25.77  | 25.91   |            |         |
| 40  | 1         | 0         |           | 22.53  | 22.41  | 22.47   |            |         |
| 40  | 1         | 105       |           | 22.47  | 22.01  | 22.65   |            |         |
| 40  | 100       | 0         |           | 25.20  | 24.75  | 24.91   |            |         |
| 40  | 1         | 1         | 16-QAM    | 25.05  | 24.94  | 25.05   | 23.85      | 0.2427  |
| 40  | 1         | 1         | 64-QAM    | 23.72  | 23.43  | 23.40   |            |         |
| 40  | 1         | 1         | 256-QAM   | 21.51  | 21.32  | 21.35   |            |         |
| Limit   | EIRP < 1W |           |           | Result |        |         | Pass       |         |



| NR n77 HPUE Maximum Average Power [dBm] (GT - LC = -1.2 dB) |           |           |           |        |        |         |            |         |       |        |
|---|-----------|-----------|-----------|--------|--------|---------|------------|---------|-------|--------|
| BW [MHz]  | RB Size   | RB Offset | Mod       | Lowest | Middle | Highest | EIRP (dBm) | EIRP(W) |       |        |
| 50  | 1         | 1         | PI/2 BPSK | 26.11  | 25.89  | 26.06   | 25.02      | 0.3177  |       |        |
| 50  | 1         | 131       |           | 25.92  | 25.50  | 26.18   |            |         |       |        |
| 50  | 64        | 32        |           | 26.04  | 25.75  | 25.93   |            |         |       |        |
| 50  | 1         | 0         |           | 22.63  | 22.50  | 22.62   |            |         |       |        |
| 50  | 1         | 132       |           | 22.46  | 21.99  | 22.61   |            |         |       |        |
| 50  | 128       | 0         |           | 25.48  | 25.30  | 25.42   |            |         |       |        |
| 50  | 1         | 1         | QPSK      | 26.10  | 25.94  | 26.09   |            |         | 23.87 | 0.2438 |
| 50  | 1         | 131       |           | 25.92  | 25.47  | 26.22   |            |         |       |        |
| 50  | 64        | 32        |           | 25.99  | 25.81  | 25.89   |            |         |       |        |
| 50  | 1         | 0         |           | 22.63  | 22.48  | 22.56   |            |         |       |        |
| 50  | 1         | 132       |           | 22.47  | 22.01  | 22.70   |            |         |       |        |
| 50  | 128       | 0         |           | 24.97  | 24.80  | 24.96   |            |         |       |        |
| 50  | 1         | 1         | 16-QAM    | 25.01  | 24.97  | 25.07   | 23.87      | 0.2438  |       |        |
| 50  | 1         | 1         | 64-QAM    | 23.54  | 23.47  | 23.50   |            |         |       |        |
| 50  | 1         | 1         | 256-QAM   | 21.64  | 21.45  | 21.75   |            |         |       |        |
| Limit   | EIRP < 1W |           |           | Result |        |         | Pass       |         |       |        |

| NR n77 HPUE Maximum Average Power [dBm] (GT - LC = -1.2 dB) |           |           |           |        |        |         |            |         |       |        |
|---|-----------|-----------|-----------|--------|--------|---------|------------|---------|-------|--------|
| BW [MHz]  | RB Size   | RB Offset | Mod       | Lowest | Middle | Highest | EIRP (dBm) | EIRP(W) |       |        |
| 60  | 1         | 1         | PI/2 BPSK | 25.86  | 25.57  | 25.78   | 25.42      | 0.3483  |       |        |
| 60  | 1         | 160       |           | 26.42  | 25.93  | 26.62   |            |         |       |        |
| 60  | 81        | 40        |           | 26.12  | 25.83  | 25.86   |            |         |       |        |
| 60  | 1         | 0         |           | 22.40  | 22.12  | 22.32   |            |         |       |        |
| 60  | 1         | 161       |           | 23.11  | 22.47  | 23.15   |            |         |       |        |
| 60  | 162       | 0         |           | 25.57  | 25.16  | 25.41   |            |         |       |        |
| 60  | 1         | 1         | QPSK      | 25.95  | 25.54  | 25.73   |            |         | 23.59 | 0.2286 |
| 60  | 1         | 160       |           | 26.47  | 25.98  | 26.60   |            |         |       |        |
| 60  | 81        | 40        |           | 26.12  | 25.78  | 25.88   |            |         |       |        |
| 60  | 1         | 0         |           | 22.47  | 22.15  | 22.27   |            |         |       |        |
| 60  | 1         | 161       |           | 23.12  | 22.49  | 23.14   |            |         |       |        |
| 60  | 162       | 0         |           | 25.13  | 24.69  | 24.93   |            |         |       |        |
| 60  | 1         | 1         | 16-QAM    | 24.76  | 24.79  | 24.75   | 23.59      | 0.2286  |       |        |
| 60  | 1         | 1         | 64-QAM    | 23.27  | 23.38  | 23.26   |            |         |       |        |
| 60  | 1         | 1         | 256-QAM   | 21.31  | 20.98  | 21.32   |            |         |       |        |
| Limit   | EIRP < 1W |           |           | Result |        |         | Pass       |         |       |        |



| NR n77 HPUE Maximum Average Power [dBm] (GT - LC = -1.2 dB) |           |           |           |        |        |         |            |         |
|---|-----------|-----------|-----------|--------|--------|---------|------------|---------|
| BW [MHz]  | RB Size   | RB Offset | Mod       | Lowest | Middle | Highest | EIRP (dBm) | EIRP(W) |
| 70  | 1         | 1         | PI/2 BPSK | 25.85  | 25.67  | 25.57   | 25.37      | 0.3443  |
| 70  | 1         | 187       |           | 26.24  | 25.96  | 26.56   |            |         |
| 70  | 90        | 45        |           | 26.02  | 25.79  | 25.90   |            |         |
| 70  | 1         | 0         |           | 22.42  | 22.24  | 22.05   |            |         |
| 70  | 1         | 188       |           | 22.81  | 22.46  | 23.08   |            |         |
| 70  | 180       | 0         |           | 25.45  | 25.34  | 25.47   |            |         |
| 70  | 1         | 1         | QPSK      | 25.90  | 25.65  | 25.55   |            |         |
| 70  | 1         | 187       |           | 26.26  | 25.95  | 26.57   |            |         |
| 70  | 90        | 45        |           | 26.04  | 25.81  | 25.93   |            |         |
| 70  | 1         | 0         |           | 22.43  | 22.21  | 22.09   |            |         |
| 70  | 1         | 188       |           | 22.80  | 22.48  | 23.08   |            |         |
| 70  | 180       | 0         |           | 25.07  | 24.83  | 24.99   |            |         |
| 70  | 1         | 1         | 16-QAM    | 24.77  | 24.67  | 24.70   | 23.57      | 0.2275  |
| 70  | 1         | 1         | 64-QAM    | 23.45  | 23.23  | 23.20   |            |         |
| 70  | 1         | 1         | 256-QAM   | 21.57  | 21.26  | 21.35   |            |         |
| Limit   | EIRP < 1W |           |           | Result |        |         | Pass       |         |

| NR n77 HPUE Maximum Average Power [dBm] (GT - LC = -1.2 dB) |           |           |           |        |        |         |            |         |
|---|-----------|-----------|-----------|--------|--------|---------|------------|---------|
| BW [MHz]  | RB Size   | RB Offset | Mod       | Lowest | Middle | Highest | EIRP (dBm) | EIRP(W) |
| 80  | 1         | 1         | PI/2 BPSK | 25.94  | 25.97  | 25.45   | 25.46      | 0.3516  |
| 80  | 1         | 215       |           | 26.44  | 25.93  | 26.61   |            |         |
| 80  | 108       | 54        |           | 26.13  | 25.80  | 26.02   |            |         |
| 80  | 1         | 0         |           | 22.49  | 22.45  | 21.96   |            |         |
| 80  | 1         | 216       |           | 22.97  | 22.40  | 23.22   |            |         |
| 80  | 216       | 0         |           | 25.61  | 25.31  | 25.55   |            |         |
| 80  | 1         | 1         | QPSK      | 25.96  | 25.93  | 25.49   |            |         |
| 80  | 1         | 215       |           | 26.44  | 25.87  | 26.66   |            |         |
| 80  | 108       | 54        |           | 26.11  | 25.83  | 26.03   |            |         |
| 80  | 1         | 0         |           | 22.47  | 22.45  | 22.05   |            |         |
| 80  | 1         | 216       |           | 22.85  | 22.43  | 23.19   |            |         |
| 80  | 216       | 0         |           | 25.12  | 24.83  | 25.04   |            |         |
| 80  | 1         | 1         | 16-QAM    | 24.96  | 25.01  | 24.36   | 23.81      | 0.2404  |
| 80  | 1         | 1         | 64-QAM    | 23.55  | 23.53  | 23.22   |            |         |
| 80  | 1         | 1         | 256-QAM   | 21.48  | 21.50  | 20.94   |            |         |
| Limit   | EIRP < 1W |           |           | Result |        |         | Pass       |         |



| NR n77 HPUE Maximum Average Power [dBm] (GT - LC = -1.2 dB) |           |           |           |        |        |         |            |         |
|---|-----------|-----------|-----------|--------|--------|---------|------------|---------|
| BW [MHz]  | RB Size   | RB Offset | Mod       | Lowest | Middle | Highest | EIRP (dBm) | EIRP(W) |
| 90  | 1         | 1         | PI/2 BPSK | 26.07  | 25.99  | 25.45   | 25.6       | 0.3631  |
| 90  | 1         | 243       |           | 26.29  | 25.80  | 26.80   |            |         |
| 90  | 120       | 60        |           | 26.15  | 25.82  | 26.03   |            |         |
| 90  | 1         | 0         |           | 22.58  | 22.55  | 21.90   |            |         |
| 90  | 1         | 244       |           | 22.80  | 22.37  | 23.22   |            |         |
| 90  | 243       | 0         |           | 25.65  | 25.36  | 25.50   |            |         |
| 90  | 1         | 1         | QPSK      | 26.12  | 25.88  | 25.39   |            |         |
| 90  | 1         | 243       |           | 26.35  | 25.85  | 26.67   |            |         |
| 90  | 120       | 60        |           | 26.16  | 25.80  | 26.04   |            |         |
| 90  | 1         | 0         |           | 22.63  | 22.51  | 21.97   |            |         |
| 90  | 1         | 244       |           | 22.87  | 22.35  | 23.27   |            |         |
| 90  | 243       | 0         |           | 25.15  | 24.81  | 25.03   |            |         |
| 90  | 1         | 1         | 16-QAM    | 25.16  | 24.97  | 24.46   | 23.96      | 0.2489  |
| 90  | 1         | 1         | 64-QAM    | 23.64  | 23.65  | 23.09   |            |         |
| 90  | 1         | 1         | 256-QAM   | 21.70  | 21.47  | 20.89   |            |         |
| Limit   | EIRP < 1W |           |           | Result |        |         | Pass       |         |

| NR n77 HPUE Maximum Average Power [dBm] (GT - LC = -1.2 dB) |           |           |           |        |        |         |            |         |
|---|-----------|-----------|-----------|--------|--------|---------|------------|---------|
| BW [MHz]  | RB Size   | RB Offset | Mod       | Lowest | Middle | Highest | EIRP (dBm) | EIRP(W) |
| 100   | 1         | 1         | PI/2 BPSK | 26.08  | 26.01  | 25.60   | 25.5       | 0.3548  |
| 100   | 1         | 271       |           | 26.41  | 25.77  | 26.54   |            |         |
| 100   | 135       | 67        |           | 26.17  | 25.82  | 25.99   |            |         |
| 100   | 1         | 0         |           | 22.64  | 22.62  | 22.11   |            |         |
| 100   | 1         | 272       |           | 22.95  | 22.33  | 23.21   |            |         |
| 100   | 270       | 0         |           | 25.75  | 25.32  | 25.50   |            |         |
| 100   | 1         | 1         | QPSK      | 26.11  | 26.01  | 25.69   |            |         |
| 100   | 1         | 271       |           | 26.43  | 25.70  | 26.70   |            |         |
| 100   | 135       | 67        |           | 26.20  | 25.80  | 25.96   |            |         |
| 100   | 1         | 0         |           | 22.63  | 22.57  | 22.13   |            |         |
| 100   | 1         | 272       |           | 22.95  | 22.23  | 23.19   |            |         |
| 100   | 270       | 0         |           | 25.23  | 24.84  | 24.97   |            |         |
| 100   | 1         | 1         | 16-QAM    | 25.25  | 25.12  | 24.75   | 24.05      | 0.2541  |
| 100   | 1         | 1         | 64-QAM    | 23.68  | 23.44  | 23.20   |            |         |
| 100   | 1         | 1         | 256-QAM   | 21.57  | 21.52  | 20.96   |            |         |
| Limit   | EIRP < 1W |           |           | Result |        |         | Pass       |         |



<ASDIV Antenna>

| NR n77 Maximum Average Power [dBm] (GT - LC = -1.8 dB) |           |           |           |        |        |         |            |         |       |        |
|--|-----------|-----------|-----------|--------|--------|---------|------------|---------|-------|--------|
| BW [MHz]   | RB Size   | RB Offset | Mod       | Lowest | Middle | Highest | EIRP (dBm) | EIRP(W) |       |        |
| 10   | 1         | 1         | PI/2 BPSK | 23.15  | 23.08  | 23.03   | 21.4       | 0.138   |       |        |
| 10   | 1         | 22        |           | 23.11  | 23.02  | 23.12   |            |         |       |        |
| 10   | 12        | 6         |           | 23.14  | 23.12  | 23.02   |            |         |       |        |
| 10   | 1         | 0         |           | 22.60  | 22.75  | 22.42   |            |         |       |        |
| 10   | 1         | 23        |           | 22.70  | 22.93  | 22.60   |            |         |       |        |
| 10   | 24        | 0         |           | 22.72  | 22.63  | 22.73   |            |         |       |        |
| 10   | 1         | 1         | QPSK      | 23.17  | 23.10  | 23.11   |            |         | 20.62 | 0.1153 |
| 10   | 1         | 22        |           | 23.15  | 22.99  | 23.20   |            |         |       |        |
| 10   | 12        | 6         |           | 23.12  | 22.98  | 23.16   |            |         |       |        |
| 10   | 1         | 0         |           | 22.22  | 22.20  | 22.12   |            |         |       |        |
| 10   | 1         | 23        |           | 22.32  | 22.01  | 22.23   |            |         |       |        |
| 10   | 24        | 0         |           | 22.16  | 21.96  | 22.24   |            |         |       |        |
| 10   | 1         | 1         | 16-QAM    | 22.42  | 22.07  | 22.02   | 20.62      | 0.1153  |       |        |
| 10   | 1         | 1         | 64-QAM    | 20.73  | 20.48  | 20.60   |            |         |       |        |
| 10   | 1         | 1         | 256-QAM   | 18.57  | 18.68  | 18.72   |            |         |       |        |
| Limit  | EIRP < 1W |           |           | Result |        |         | Pass       |         |       |        |

| NR n77 Maximum Average Power [dBm] (GT - LC = -1.8 dB) |           |           |           |        |        |         |            |         |       |        |
|--|-----------|-----------|-----------|--------|--------|---------|------------|---------|-------|--------|
| BW [MHz]   | RB Size   | RB Offset | Mod       | Lowest | Middle | Highest | EIRP (dBm) | EIRP(W) |       |        |
| 15   | 1         | 1         | PI/2 BPSK | 23.12  | 23.11  | 23.16   | 21.4       | 0.138   |       |        |
| 15   | 1         | 36        |           | 23.11  | 22.98  | 23.17   |            |         |       |        |
| 15   | 18        | 9         |           | 23.16  | 23.06  | 23.04   |            |         |       |        |
| 15   | 1         | 0         |           | 22.79  | 22.58  | 22.58   |            |         |       |        |
| 15   | 1         | 37        |           | 22.91  | 22.55  | 22.67   |            |         |       |        |
| 15   | 36        | 0         |           | 22.69  | 22.67  | 22.69   |            |         |       |        |
| 15   | 1         | 1         | QPSK      | 23.12  | 23.11  | 23.13   |            |         | 20.51 | 0.1125 |
| 15   | 1         | 36        |           | 23.14  | 22.97  | 23.20   |            |         |       |        |
| 15   | 18        | 9         |           | 23.12  | 23.18  | 23.03   |            |         |       |        |
| 15   | 1         | 0         |           | 22.15  | 23.17  | 22.04   |            |         |       |        |
| 15   | 1         | 37        |           | 22.36  | 22.06  | 22.28   |            |         |       |        |
| 15   | 36        | 0         |           | 22.19  | 22.06  | 22.04   |            |         |       |        |
| 15   | 1         | 1         | 16-QAM    | 22.31  | 22.13  | 22.25   | 20.51      | 0.1125  |       |        |
| 15   | 1         | 1         | 64-QAM    | 20.62  | 20.83  | 20.61   |            |         |       |        |
| 15   | 1         | 1         | 256-QAM   | 18.76  | 18.62  | 18.67   |            |         |       |        |
| Limit  | EIRP < 1W |           |           | Result |        |         | Pass       |         |       |        |



| NR n77 Maximum Average Power [dBm] (GT - LC = -1.8 dB) |           |           |           |        |        |         |            |         |
|--|-----------|-----------|-----------|--------|--------|---------|------------|---------|
| BW [MHz]   | RB Size   | RB Offset | Mod       | Lowest | Middle | Highest | EIRP (dBm) | EIRP(W) |
| 20   | 1         | 1         | PI/2 BPSK | 23.14  | 23.08  | 23.15   | 21.39      | 0.1377  |
| 20   | 1         | 49        |           | 23.16  | 23.01  | 23.11   |            |         |
| 20   | 25        | 12        |           | 23.16  | 23.16  | 23.06   |            |         |
| 20   | 1         | 0         |           | 22.77  | 22.69  | 22.59   |            |         |
| 20   | 1         | 50        |           | 22.93  | 22.70  | 22.64   |            |         |
| 20   | 50        | 0         |           | 22.68  | 22.69  | 22.66   |            |         |
| 20   | 1         | 1         | QPSK      | 23.19  | 23.13  | 23.04   |            |         |
| 20   | 1         | 49        |           | 23.14  | 23.07  | 23.10   |            |         |
| 20   | 25        | 12        |           | 23.16  | 23.18  | 23.17   |            |         |
| 20   | 1         | 0         |           | 22.34  | 22.09  | 22.11   |            |         |
| 20   | 1         | 50        |           | 22.25  | 22.15  | 22.08   |            |         |
| 20   | 50        | 0         |           | 22.21  | 22.19  | 22.07   |            |         |
| 20   | 1         | 1         | 16-QAM    | 22.19  | 22.18  | 22.06   | 20.39      | 0.1094  |
| 20   | 1         | 1         | 64-QAM    | 20.74  | 20.75  | 20.66   |            |         |
| 20   | 1         | 1         | 256-QAM   | 18.61  | 18.78  | 18.54   |            |         |
| Limit  | EIRP < 1W |           |           | Result |        |         | Pass       |         |

| NR n77 Maximum Average Power [dBm] (GT - LC = -1.8 dB) |           |           |           |        |        |         |            |         |
|--|-----------|-----------|-----------|--------|--------|---------|------------|---------|
| BW [MHz]   | RB Size   | RB Offset | Mod       | Lowest | Middle | Highest | EIRP (dBm) | EIRP(W) |
| 25   | 1         | 1         | PI/2 BPSK | 23.18  | 23.19  | 22.97   | 21.4       | 0.138   |
| 25   | 1         | 63        |           | 23.13  | 23.14  | 23.13   |            |         |
| 25   | 32        | 16        |           | 23.18  | 23.15  | 23.15   |            |         |
| 25   | 1         | 0         |           | 22.89  | 22.72  | 22.50   |            |         |
| 25   | 1         | 64        |           | 22.74  | 22.70  | 22.59   |            |         |
| 25   | 64        | 0         |           | 22.73  | 22.69  | 22.61   |            |         |
| 25   | 1         | 1         | QPSK      | 23.15  | 23.16  | 23.07   |            |         |
| 25   | 1         | 63        |           | 23.15  | 23.05  | 23.17   |            |         |
| 25   | 32        | 16        |           | 23.20  | 23.18  | 23.15   |            |         |
| 25   | 1         | 0         |           | 22.37  | 22.23  | 21.96   |            |         |
| 25   | 1         | 64        |           | 22.26  | 22.07  | 22.11   |            |         |
| 25   | 64        | 0         |           | 22.41  | 22.23  | 22.17   |            |         |
| 25   | 1         | 1         | 16-QAM    | 22.44  | 22.30  | 22.02   | 20.64      | 0.1159  |
| 25   | 1         | 1         | 64-QAM    | 20.91  | 20.75  | 20.47   |            |         |
| 25   | 1         | 1         | 256-QAM   | 18.70  | 18.62  | 18.59   |            |         |
| Limit  | EIRP < 1W |           |           | Result |        |         | Pass       |         |



| NR n77 Maximum Average Power [dBm] (GT - LC = -1.8 dB) |           |           |           |        |        |         |            |         |
|--|-----------|-----------|-----------|--------|--------|---------|------------|---------|
| BW [MHz]   | RB Size   | RB Offset | Mod       | Lowest | Middle | Highest | EIRP (dBm) | EIRP(W) |
| 30   | 1         | 1         | PI/2 BPSK | 23.20  | 23.15  | 23.18   | 21.4       | 0.138   |
| 30   | 1         | 76        |           | 23.19  | 23.06  | 23.05   |            |         |
| 30   | 36        | 18        |           | 23.13  | 23.19  | 23.09   |            |         |
| 30   | 1         | 0         |           | 22.67  | 22.66  | 22.58   |            |         |
| 30   | 1         | 77        |           | 22.61  | 22.69  | 22.58   |            |         |
| 30   | 75        | 0         |           | 22.88  | 22.74  | 22.66   |            |         |
| 30   | 1         | 1         | QPSK      | 23.15  | 23.19  | 23.18   |            |         |
| 30   | 1         | 76        |           | 23.13  | 22.98  | 23.11   |            |         |
| 30   | 36        | 18        |           | 23.12  | 23.12  | 23.07   |            |         |
| 30   | 1         | 0         |           | 22.11  | 22.06  | 22.06   |            |         |
| 30   | 1         | 77        |           | 22.16  | 22.14  | 22.09   |            |         |
| 30   | 75        | 0         |           | 22.31  | 22.11  | 21.99   |            |         |
| 30   | 1         | 1         | 16-QAM    | 22.33  | 22.37  | 22.25   | 20.57      | 0.114   |
| 30   | 1         | 1         | 64-QAM    | 20.67  | 20.79  | 20.46   |            |         |
| 30   | 1         | 1         | 256-QAM   | 18.51  | 18.75  | 18.73   |            |         |
| Limit  | EIRP < 1W |           |           | Result |        |         | Pass       |         |

| NR n77 Maximum Average Power [dBm] (GT - LC = -1.8 dB) |           |           |           |        |        |         |            |         |
|--|-----------|-----------|-----------|--------|--------|---------|------------|---------|
| BW [MHz]   | RB Size   | RB Offset | Mod       | Lowest | Middle | Highest | EIRP (dBm) | EIRP(W) |
| 40   | 1         | 1         | PI/2 BPSK | 23.15  | 23.12  | 23.12   | 21.39      | 0.1377  |
| 40   | 1         | 104       |           | 23.14  | 22.97  | 23.11   |            |         |
| 40   | 50        | 25        |           | 23.15  | 23.12  | 23.17   |            |         |
| 40   | 1         | 0         |           | 22.88  | 22.63  | 22.58   |            |         |
| 40   | 1         | 105       |           | 22.80  | 22.48  | 22.60   |            |         |
| 40   | 100       | 0         |           | 22.93  | 22.68  | 22.69   |            |         |
| 40   | 1         | 1         | QPSK      | 23.15  | 23.19  | 23.05   |            |         |
| 40   | 1         | 104       |           | 23.19  | 22.92  | 22.99   |            |         |
| 40   | 50        | 25        |           | 23.16  | 23.19  | 23.15   |            |         |
| 40   | 1         | 0         |           | 22.18  | 22.20  | 22.09   |            |         |
| 40   | 1         | 105       |           | 22.25  | 21.98  | 22.18   |            |         |
| 40   | 100       | 0         |           | 22.36  | 22.20  | 22.04   |            |         |
| 40   | 1         | 1         | 16-QAM    | 22.25  | 22.27  | 22.13   | 20.47      | 0.1114  |
| 40   | 1         | 1         | 64-QAM    | 20.87  | 20.90  | 20.69   |            |         |
| 40   | 1         | 1         | 256-QAM   | 19.01  | 18.56  | 18.58   |            |         |
| Limit  | EIRP < 1W |           |           | Result |        |         | Pass       |         |



| NR n77 Maximum Average Power [dBm] (GT - LC = -1.8 dB) |           |           |           |        |        |         |            |         |       |        |
|--|-----------|-----------|-----------|--------|--------|---------|------------|---------|-------|--------|
| BW [MHz]   | RB Size   | RB Offset | Mod       | Lowest | Middle | Highest | EIRP (dBm) | EIRP(W) |       |        |
| 50   | 1         | 1         | PI/2 BPSK | 23.17  | 23.11  | 23.13   | 21.38      | 0.1374  |       |        |
| 50   | 1         | 131       |           | 23.14  | 22.96  | 22.97   |            |         |       |        |
| 50   | 64        | 32        |           | 23.14  | 23.18  | 23.08   |            |         |       |        |
| 50   | 1         | 0         |           | 22.60  | 22.92  | 22.58   |            |         |       |        |
| 50   | 1         | 132       |           | 22.83  | 22.58  | 22.61   |            |         |       |        |
| 50   | 128       | 0         |           | 22.67  | 22.72  | 22.58   |            |         |       |        |
| 50   | 1         | 1         | QPSK      | 23.10  | 23.10  | 23.17   |            |         | 20.62 | 0.1153 |
| 50   | 1         | 131       |           | 23.12  | 22.99  | 23.05   |            |         |       |        |
| 50   | 64        | 32        |           | 23.15  | 23.15  | 22.98   |            |         |       |        |
| 50   | 1         | 0         |           | 22.18  | 22.18  | 22.12   |            |         |       |        |
| 50   | 1         | 132       |           | 22.47  | 22.03  | 22.11   |            |         |       |        |
| 50   | 128       | 0         |           | 22.15  | 22.18  | 22.02   |            |         |       |        |
| 50   | 1         | 1         | 16-QAM    | 22.42  | 22.28  | 22.24   | 20.62      | 0.1153  |       |        |
| 50   | 1         | 1         | 64-QAM    | 20.78  | 20.78  | 20.66   |            |         |       |        |
| 50   | 1         | 1         | 256-QAM   | 18.67  | 18.79  | 18.71   |            |         |       |        |
| Limit  | EIRP < 1W |           |           | Result |        |         | Pass       |         |       |        |

| NR n77 Maximum Average Power [dBm] (GT - LC = -1.8 dB) |           |           |           |        |        |         |            |         |       |        |
|--|-----------|-----------|-----------|--------|--------|---------|------------|---------|-------|--------|
| BW [MHz]   | RB Size   | RB Offset | Mod       | Lowest | Middle | Highest | EIRP (dBm) | EIRP(W) |       |        |
| 60   | 1         | 1         | PI/2 BPSK | 22.15  | 21.76  | 21.72   | 20.94      | 0.1242  |       |        |
| 60   | 1         | 160       |           | 22.66  | 22.25  | 22.74   |            |         |       |        |
| 60   | 81        | 40        |           | 22.40  | 22.21  | 21.98   |            |         |       |        |
| 60   | 1         | 0         |           | 21.63  | 21.35  | 21.32   |            |         |       |        |
| 60   | 1         | 161       |           | 22.18  | 21.72  | 22.08   |            |         |       |        |
| 60   | 162       | 0         |           | 21.83  | 21.53  | 21.45   |            |         |       |        |
| 60   | 1         | 1         | QPSK      | 22.17  | 21.84  | 21.82   |            |         | 19.44 | 0.0879 |
| 60   | 1         | 160       |           | 22.69  | 22.31  | 22.66   |            |         |       |        |
| 60   | 81        | 40        |           | 22.36  | 22.13  | 22.01   |            |         |       |        |
| 60   | 1         | 0         |           | 21.09  | 20.83  | 20.72   |            |         |       |        |
| 60   | 1         | 161       |           | 21.66  | 21.35  | 21.61   |            |         |       |        |
| 60   | 162       | 0         |           | 21.33  | 21.09  | 20.94   |            |         |       |        |
| 60   | 1         | 1         | 16-QAM    | 21.24  | 20.95  | 20.93   | 19.44      | 0.0879  |       |        |
| 60   | 1         | 1         | 64-QAM    | 19.71  | 19.27  | 19.41   |            |         |       |        |
| 60   | 1         | 1         | 256-QAM   | 17.52  | 17.32  | 17.03   |            |         |       |        |
| Limit  | EIRP < 1W |           |           | Result |        |         | Pass       |         |       |        |





| NR n77 Maximum Average Power [dBm] (GT - LC = -1.8 dB) |           |           |           |        |        |         |            |         |       |        |
|--|-----------|-----------|-----------|--------|--------|---------|------------|---------|-------|--------|
| BW [MHz]   | RB Size   | RB Offset | Mod       | Lowest | Middle | Highest | EIRP (dBm) | EIRP(W) |       |        |
| 70   | 1         | 1         | PI/2 BPSK | 22.06  | 21.84  | 21.58   | 21.21      | 0.1321  |       |        |
| 70   | 1         | 187       |           | 23.01  | 22.32  | 22.64   |            |         |       |        |
| 70   | 90        | 45        |           | 22.53  | 22.11  | 21.96   |            |         |       |        |
| 70   | 1         | 0         |           | 21.58  | 21.39  | 21.01   |            |         |       |        |
| 70   | 1         | 188       |           | 22.68  | 21.75  | 22.15   |            |         |       |        |
| 70   | 180       | 0         |           | 22.04  | 21.64  | 21.59   |            |         |       |        |
| 70   | 1         | 1         | QPSK      | 22.09  | 21.91  | 21.54   |            |         | 19.44 | 0.0879 |
| 70   | 1         | 187       |           | 22.97  | 22.17  | 22.55   |            |         |       |        |
| 70   | 90        | 45        |           | 22.47  | 22.11  | 21.99   |            |         |       |        |
| 70   | 1         | 0         |           | 20.96  | 20.93  | 20.60   |            |         |       |        |
| 70   | 1         | 188       |           | 21.99  | 21.82  | 21.71   |            |         |       |        |
| 70   | 180       | 0         |           | 21.44  | 21.17  | 21.09   |            |         |       |        |
| 70   | 1         | 1         | 16-QAM    | 21.24  | 20.94  | 20.71   | 19.44      | 0.0879  |       |        |
| 70   | 1         | 1         | 64-QAM    | 19.47  | 19.23  | 19.06   |            |         |       |        |
| 70   | 1         | 1         | 256-QAM   | 17.50  | 17.20  | 17.18   |            |         |       |        |
| Limit  | EIRP < 1W |           |           | Result |        |         | Pass       |         |       |        |

| NR n77 Maximum Average Power [dBm] (GT - LC = -1.8 dB) |           |           |           |        |        |         |            |         |       |        |
|--|-----------|-----------|-----------|--------|--------|---------|------------|---------|-------|--------|
| BW [MHz]   | RB Size   | RB Offset | Mod       | Lowest | Middle | Highest | EIRP (dBm) | EIRP(W) |       |        |
| 80   | 1         | 1         | PI/2 BPSK | 22.20  | 22.19  | 21.50   | 20.95      | 0.1245  |       |        |
| 80   | 1         | 215       |           | 22.75  | 22.21  | 22.69   |            |         |       |        |
| 80   | 108       | 54        |           | 22.39  | 22.12  | 22.13   |            |         |       |        |
| 80   | 1         | 0         |           | 21.81  | 21.72  | 21.01   |            |         |       |        |
| 80   | 1         | 216       |           | 22.19  | 21.78  | 22.21   |            |         |       |        |
| 80   | 216       | 0         |           | 21.84  | 21.62  | 21.54   |            |         |       |        |
| 80   | 1         | 1         | QPSK      | 22.34  | 22.02  | 21.48   |            |         | 19.65 | 0.0923 |
| 80   | 1         | 215       |           | 21.64  | 22.28  | 22.64   |            |         |       |        |
| 80   | 108       | 54        |           | 22.24  | 22.07  | 21.97   |            |         |       |        |
| 80   | 1         | 0         |           | 21.32  | 21.14  | 20.49   |            |         |       |        |
| 80   | 1         | 216       |           | 21.62  | 21.33  | 21.75   |            |         |       |        |
| 80   | 216       | 0         |           | 21.32  | 21.23  | 21.11   |            |         |       |        |
| 80   | 1         | 1         | 16-QAM    | 21.45  | 21.20  | 20.39   | 19.65      | 0.0923  |       |        |
| 80   | 1         | 1         | 64-QAM    | 19.75  | 19.87  | 18.94   |            |         |       |        |
| 80   | 1         | 1         | 256-QAM   | 17.70  | 17.79  | 16.91   |            |         |       |        |
| Limit  | EIRP < 1W |           |           | Result |        |         | Pass       |         |       |        |



| NR n77 Maximum Average Power [dBm] (GT - LC = -1.8 dB) |           |           |           |        |        |         |            |         |       |        |
|--|-----------|-----------|-----------|--------|--------|---------|------------|---------|-------|--------|
| BW [MHz]   | RB Size   | RB Offset | Mod       | Lowest | Middle | Highest | EIRP (dBm) | EIRP(W) |       |        |
| 90   | 1         | 1         | PI/2 BPSK | 22.29  | 22.23  | 21.43   | 21.02      | 0.1265  |       |        |
| 90   | 1         | 243       |           | 22.62  | 22.31  | 22.82   |            |         |       |        |
| 90   | 120       | 60        |           | 22.48  | 22.23  | 22.10   |            |         |       |        |
| 90   | 1         | 0         |           | 21.77  | 21.25  | 20.98   |            |         |       |        |
| 90   | 1         | 244       |           | 22.13  | 21.28  | 22.13   |            |         |       |        |
| 90   | 243       | 0         |           | 21.98  | 21.64  | 21.62   |            |         |       |        |
| 90   | 1         | 1         | QPSK      | 22.27  | 22.14  | 21.40   |            |         | 19.47 | 0.0885 |
| 90   | 1         | 243       |           | 22.56  | 22.19  | 22.76   |            |         |       |        |
| 90   | 120       | 60        |           | 22.44  | 22.10  | 22.00   |            |         |       |        |
| 90   | 1         | 0         |           | 21.34  | 21.23  | 20.44   |            |         |       |        |
| 90   | 1         | 244       |           | 21.53  | 21.24  | 21.58   |            |         |       |        |
| 90   | 243       | 0         |           | 21.41  | 21.14  | 21.01   |            |         |       |        |
| 90   | 1         | 1         | 16-QAM    | 21.21  | 21.27  | 20.50   | 19.47      | 0.0885  |       |        |
| 90   | 1         | 1         | 64-QAM    | 19.74  | 19.78  | 19.18   |            |         |       |        |
| 90   | 1         | 1         | 256-QAM   | 17.92  | 17.64  | 17.00   |            |         |       |        |
| Limit  | EIRP < 1W |           |           | Result |        |         | Pass       |         |       |        |

| NR n77 Maximum Average Power [dBm] (GT - LC = -1.8 dB) |           |           |           |        |        |         |            |         |       |        |
|--|-----------|-----------|-----------|--------|--------|---------|------------|---------|-------|--------|
| BW [MHz]   | RB Size   | RB Offset | Mod       | Lowest | Middle | Highest | EIRP (dBm) | EIRP(W) |       |        |
| 100  | 1         | 1         | PI/2 BPSK | 22.22  | 22.36  | 21.54   | 20.94      | 0.1242  |       |        |
| 100  | 1         | 271       |           | 22.60  | 22.24  | 22.65   |            |         |       |        |
| 100  | 135       | 67        |           | 22.40  | 22.21  | 22.01   |            |         |       |        |
| 100  | 1         | 0         |           | 21.76  | 21.79  | 21.18   |            |         |       |        |
| 100  | 1         | 272       |           | 22.07  | 21.70  | 22.13   |            |         |       |        |
| 100  | 270       | 0         |           | 21.86  | 21.63  | 21.59   |            |         |       |        |
| 100  | 1         | 1         | QPSK      | 22.30  | 22.20  | 21.52   |            |         | 19.67 | 0.0927 |
| 100  | 1         | 271       |           | 22.52  | 22.20  | 22.74   |            |         |       |        |
| 100  | 135       | 67        |           | 22.38  | 22.15  | 21.99   |            |         |       |        |
| 100  | 1         | 0         |           | 21.40  | 21.22  | 20.51   |            |         |       |        |
| 100  | 1         | 272       |           | 21.58  | 21.22  | 21.56   |            |         |       |        |
| 100  | 270       | 0         |           | 21.46  | 21.13  | 21.00   |            |         |       |        |
| 100  | 1         | 1         | 16-QAM    | 21.45  | 21.47  | 20.56   | 19.67      | 0.0927  |       |        |
| 100  | 1         | 1         | 64-QAM    | 19.78  | 19.86  | 19.03   |            |         |       |        |
| 100  | 1         | 1         | 256-QAM   | 17.84  | 17.71  | 17.02   |            |         |       |        |
| Limit  | EIRP < 1W |           |           | Result |        |         | Pass       |         |       |        |



| NR n77 HPUE Maximum Average Power [dBm] (GT - LC = -1.8 dB) |           |           |           |        |        |         |            |         |
|---|-----------|-----------|-----------|--------|--------|---------|------------|---------|
| BW [MHz]  | RB Size   | RB Offset | Mod       | Lowest | Middle | Highest | EIRP (dBm) | EIRP(W) |
| 10  | 1         | 1         | PI/2 BPSK | 25.87  | 25.70  | 25.95   | 24.34      | 0.2716  |
| 10  | 1         | 22        |           | 25.83  | 25.44  | 26.14   |            |         |
| 10  | 12        | 6         |           | 25.88  | 25.46  | 26.04   |            |         |
| 10  | 1         | 0         |           | 22.49  | 22.32  | 22.51   |            |         |
| 10  | 1         | 23        |           | 22.29  | 22.03  | 22.63   |            |         |
| 10  | 24        | 0         |           | 25.26  | 25.01  | 25.63   |            |         |
| 10  | 1         | 1         | QPSK      | 25.74  | 25.65  | 26.09   |            |         |
| 10  | 1         | 22        |           | 25.80  | 25.55  | 26.11   |            |         |
| 10  | 12        | 6         |           | 25.91  | 25.51  | 26.03   |            |         |
| 10  | 1         | 0         |           | 22.36  | 22.17  | 22.50   |            |         |
| 10  | 1         | 23        |           | 22.36  | 21.98  | 22.54   |            |         |
| 10  | 24        | 0         |           | 24.82  | 24.52  | 25.00   |            |         |
| 10  | 1         | 1         | 16-QAM    | 24.87  | 24.68  | 24.81   | 23.07      | 0.2028  |
| 10  | 1         | 1         | 64-QAM    | 23.52  | 23.43  | 23.46   |            |         |
| 10  | 1         | 1         | 256-QAM   | 21.37  | 20.99  | 21.36   |            |         |
| Limit   | EIRP < 1W |           |           | Result |        |         | Pass       |         |

| NR n77 HPUE Maximum Average Power [dBm] (GT - LC = -1.8 dB) |           |           |           |        |        |         |            |         |
|---|-----------|-----------|-----------|--------|--------|---------|------------|---------|
| BW [MHz]  | RB Size   | RB Offset | Mod       | Lowest | Middle | Highest | EIRP (dBm) | EIRP(W) |
| 15  | 1         | 1         | PI/2 BPSK | 26.01  | 25.65  | 26.12   | 24.39      | 0.2748  |
| 15  | 1         | 36        |           | 25.93  | 25.39  | 26.19   |            |         |
| 15  | 18        | 9         |           | 25.97  | 25.74  | 26.14   |            |         |
| 15  | 1         | 0         |           | 22.49  | 22.20  | 22.52   |            |         |
| 15  | 1         | 37        |           | 22.46  | 21.89  | 22.70   |            |         |
| 15  | 36        | 0         |           | 25.38  | 25.13  | 25.43   |            |         |
| 15  | 1         | 1         | QPSK      | 26.00  | 25.72  | 25.87   |            |         |
| 15  | 1         | 36        |           | 25.98  | 25.47  | 26.11   |            |         |
| 15  | 18        | 9         |           | 25.88  | 25.62  | 26.10   |            |         |
| 15  | 1         | 0         |           | 22.46  | 22.25  | 22.33   |            |         |
| 15  | 1         | 37        |           | 22.47  | 21.99  | 22.65   |            |         |
| 15  | 36        | 0         |           | 24.85  | 24.56  | 25.11   |            |         |
| 15  | 1         | 1         | 16-QAM    | 23.40  | 22.33  | 25.16   | 23.36      | 0.2168  |
| 15  | 1         | 1         | 64-QAM    | 23.54  | 22.35  | 23.54   |            |         |
| 15  | 1         | 1         | 256-QAM   | 21.32  | 21.08  | 21.47   |            |         |
| Limit   | EIRP < 1W |           |           | Result |        |         | Pass       |         |



| NR n77 HPUE Maximum Average Power [dBm] (GT - LC = -1.8 dB) |           |           |           |        |        |         |            |         |
|---|-----------|-----------|-----------|--------|--------|---------|------------|---------|
| BW [MHz]  | RB Size   | RB Offset | Mod       | Lowest | Middle | Highest | EIRP (dBm) | EIRP(W) |
| 20  | 1         | 1         | PI/2 BPSK | 26.03  | 25.84  | 25.82   | 24.33      | 0.271   |
| 20  | 1         | 49        |           | 25.96  | 25.38  | 26.13   |            |         |
| 20  | 25        | 12        |           | 25.94  | 25.54  | 26.00   |            |         |
| 20  | 1         | 0         |           | 25.85  | 22.32  | 22.45   |            |         |
| 20  | 1         | 50        |           | 22.66  | 22.09  | 22.61   |            |         |
| 20  | 50        | 0         |           | 25.52  | 25.16  | 25.52   |            |         |
| 20  | 1         | 1         | QPSK      | 25.82  | 25.84  | 25.91   |            |         |
| 20  | 1         | 49        |           | 26.02  | 25.41  | 26.06   |            |         |
| 20  | 25        | 12        |           | 25.98  | 25.64  | 25.99   |            |         |
| 20  | 1         | 0         |           | 22.55  | 22.22  | 22.30   |            |         |
| 20  | 1         | 50        |           | 22.46  | 21.96  | 22.70   |            |         |
| 20  | 50        | 0         |           | 24.90  | 24.60  | 24.94   |            |         |
| 20  | 1         | 1         | 16-QAM    | 24.74  | 24.74  | 24.79   | 22.99      | 0.1991  |
| 20  | 1         | 1         | 64-QAM    | 23.29  | 23.41  | 23.33   |            |         |
| 20  | 1         | 1         | 256-QAM   | 21.67  | 21.23  | 21.66   |            |         |
| Limit   | EIRP < 1W |           |           | Result |        |         | Pass       |         |

| NR n77 HPUE Maximum Average Power [dBm] (GT - LC = -1.8 dB) |           |           |           |        |        |         |            |         |
|---|-----------|-----------|-----------|--------|--------|---------|------------|---------|
| BW [MHz]  | RB Size   | RB Offset | Mod       | Lowest | Middle | Highest | EIRP (dBm) | EIRP(W) |
| 25  | 1         | 1         | PI/2 BPSK | 25.93  | 25.58  | 25.78   | 24.23      | 0.2649  |
| 25  | 1         | 63        |           | 25.88  | 25.55  | 25.98   |            |         |
| 25  | 32        | 16        |           | 25.88  | 25.62  | 26.01   |            |         |
| 25  | 1         | 0         |           | 22.47  | 22.32  | 22.19   |            |         |
| 25  | 1         | 64        |           | 22.41  | 22.16  | 22.36   |            |         |
| 25  | 64        | 0         |           | 25.51  | 25.14  | 25.50   |            |         |
| 25  | 1         | 1         | QPSK      | 25.98  | 25.84  | 25.87   |            |         |
| 25  | 1         | 63        |           | 25.93  | 25.54  | 26.03   |            |         |
| 25  | 32        | 16        |           | 25.88  | 25.65  | 24.92   |            |         |
| 25  | 1         | 0         |           | 22.47  | 22.35  | 22.26   |            |         |
| 25  | 1         | 64        |           | 22.48  | 22.08  | 22.64   |            |         |
| 25  | 64        | 0         |           | 25.03  | 24.74  | 24.94   |            |         |
| 25  | 1         | 1         | 16-QAM    | 24.85  | 24.71  | 24.88   | 23.08      | 0.2032  |
| 25  | 1         | 1         | 64-QAM    | 23.35  | 23.21  | 23.38   |            |         |
| 25  | 1         | 1         | 256-QAM   | 21.51  | 21.34  | 21.26   |            |         |
| Limit   | EIRP < 1W |           |           | Result |        |         | Pass       |         |



| NR n77 HPUE Maximum Average Power [dBm] (GT - LC = -1.8 dB) |           |           |           |        |        |         |            |         |
|---|-----------|-----------|-----------|--------|--------|---------|------------|---------|
| BW [MHz]  | RB Size   | RB Offset | Mod       | Lowest | Middle | Highest | EIRP (dBm) | EIRP(W) |
| 30  | 1         | 1         | PI/2 BPSK | 25.93  | 25.83  | 25.74   | 24.32      | 0.2704  |
| 30  | 1         | 76        |           | 25.87  | 25.42  | 26.12   |            |         |
| 30  | 36        | 18        |           | 25.88  | 25.62  | 25.93   |            |         |
| 30  | 1         | 0         |           | 22.47  | 22.35  | 22.33   |            |         |
| 30  | 1         | 77        |           | 22.42  | 22.00  | 22.59   |            |         |
| 30  | 75        | 0         |           | 25.52  | 25.28  | 25.46   |            |         |
| 30  | 1         | 1         | QPSK      | 25.88  | 25.74  | 25.85   |            |         |
| 30  | 1         | 76        |           | 25.89  | 25.48  | 26.01   |            |         |
| 30  | 36        | 18        |           | 26.02  | 25.71  | 25.90   |            |         |
| 30  | 1         | 0         |           | 22.43  | 22.25  | 22.28   |            |         |
| 30  | 1         | 77        |           | 22.26  | 21.97  | 22.59   |            |         |
| 30  | 75        | 0         |           | 25.10  | 24.70  | 24.92   |            |         |
| 30  | 1         | 1         | 16-QAM    | 24.89  | 24.65  | 24.76   | 23.09      | 0.2037  |
| 30  | 1         | 1         | 64-QAM    | 23.42  | 23.12  | 23.22   |            |         |
| 30  | 1         | 1         | 256-QAM   | 21.59  | 21.39  | 21.35   |            |         |
| Limit   | EIRP < 1W |           |           | Result |        |         | Pass       |         |

| NR n77 HPUE Maximum Average Power [dBm] (GT - LC = -1.8 dB) |           |           |           |        |        |         |            |         |
|---|-----------|-----------|-----------|--------|--------|---------|------------|---------|
| BW [MHz]  | RB Size   | RB Offset | Mod       | Lowest | Middle | Highest | EIRP (dBm) | EIRP(W) |
| 40  | 1         | 1         | PI/2 BPSK | 25.92  | 25.81  | 25.82   | 24.28      | 0.2679  |
| 40  | 1         | 104       |           | 25.90  | 25.22  | 25.97   |            |         |
| 40  | 50        | 25        |           | 26.08  | 24.71  | 25.89   |            |         |
| 40  | 1         | 0         |           | 22.39  | 22.34  | 22.36   |            |         |
| 40  | 1         | 105       |           | 22.39  | 21.99  | 22.53   |            |         |
| 40  | 100       | 0         |           | 25.50  | 25.26  | 25.23   |            |         |
| 40  | 1         | 1         | QPSK      | 25.99  | 25.67  | 25.81   |            |         |
| 40  | 1         | 104       |           | 25.95  | 25.30  | 25.96   |            |         |
| 40  | 50        | 25        |           | 26.07  | 25.70  | 25.78   |            |         |
| 40  | 1         | 0         |           | 22.50  | 22.23  | 22.44   |            |         |
| 40  | 1         | 105       |           | 22.42  | 21.96  | 22.58   |            |         |
| 40  | 100       | 0         |           | 25.09  | 24.70  | 24.77   |            |         |
| 40  | 1         | 1         | 16-QAM    | 25.02  | 24.88  | 25.03   | 23.23      | 0.2104  |
| 40  | 1         | 1         | 64-QAM    | 23.55  | 23.31  | 23.29   |            |         |
| 40  | 1         | 1         | 256-QAM   | 21.39  | 21.26  | 21.20   |            |         |
| Limit   | EIRP < 1W |           |           | Result |        |         | Pass       |         |



| NR n77 HPUE Maximum Average Power [dBm] (GT - LC = -1.8 dB) |           |           |           |        |        |         |            |         |
|---|-----------|-----------|-----------|--------|--------|---------|------------|---------|
| BW [MHz]  | RB Size   | RB Offset | Mod       | Lowest | Middle | Highest | EIRP (dBm) | EIRP(W) |
| 50  | 1         | 1         | PI/2 BPSK | 25.99  | 25.71  | 26.06   | 24.36      | 0.2729  |
| 50  | 1         | 131       |           | 25.92  | 25.33  | 26.09   |            |         |
| 50  | 64        | 32        |           | 25.94  | 25.64  | 25.92   |            |         |
| 50  | 1         | 0         |           | 22.55  | 22.50  | 22.53   |            |         |
| 50  | 1         | 132       |           | 22.44  | 21.95  | 22.54   |            |         |
| 50  | 128       | 0         |           | 25.35  | 25.19  | 25.38   |            |         |
| 50  | 1         | 1         | QPSK      | 25.93  | 25.85  | 25.96   |            |         |
| 50  | 1         | 131       |           | 25.85  | 25.41  | 26.16   |            |         |
| 50  | 64        | 32        |           | 25.80  | 25.75  | 25.84   |            |         |
| 50  | 1         | 0         |           | 22.43  | 22.43  | 22.41   |            |         |
| 50  | 1         | 132       |           | 22.37  | 21.90  | 22.54   |            |         |
| 50  | 128       | 0         |           | 24.93  | 24.80  | 24.95   |            |         |
| 50  | 1         | 1         | 16-QAM    | 24.81  | 24.89  | 24.91   | 23.11      | 0.2046  |
| 50  | 1         | 1         | 64-QAM    | 23.46  | 23.45  | 23.41   |            |         |
| 50  | 1         | 1         | 256-QAM   | 21.56  | 21.36  | 21.66   |            |         |
| Limit   | EIRP < 1W |           |           | Result |        |         | Pass       |         |

| NR n77 HPUE Maximum Average Power [dBm] (GT - LC = -1.8 dB) |           |           |           |        |        |         |            |         |
|---|-----------|-----------|-----------|--------|--------|---------|------------|---------|
| BW [MHz]  | RB Size   | RB Offset | Mod       | Lowest | Middle | Highest | EIRP (dBm) | EIRP(W) |
| 60  | 1         | 1         | PI/2 BPSK | 25.82  | 25.56  | 25.67   | 24.39      | 0.2748  |
| 60  | 1         | 160       |           | 26.17  | 25.93  | 26.10   |            |         |
| 60  | 81        | 40        |           | 26.08  | 25.64  | 25.67   |            |         |
| 60  | 1         | 0         |           | 22.39  | 22.01  | 22.22   |            |         |
| 60  | 1         | 161       |           | 23.07  | 22.31  | 22.96   |            |         |
| 60  | 162       | 0         |           | 25.56  | 25.05  | 25.32   |            |         |
| 60  | 1         | 1         | QPSK      | 25.78  | 25.46  | 25.63   |            |         |
| 60  | 1         | 160       |           | 26.19  | 25.92  | 26.15   |            |         |
| 60  | 81        | 40        |           | 25.97  | 25.65  | 25.70   |            |         |
| 60  | 1         | 0         |           | 22.40  | 22.00  | 22.26   |            |         |
| 60  | 1         | 161       |           | 23.07  | 22.40  | 23.07   |            |         |
| 60  | 162       | 0         |           | 25.02  | 24.61  | 24.91   |            |         |
| 60  | 1         | 1         | 16-QAM    | 24.63  | 24.62  | 24.73   | 22.93      | 0.1963  |
| 60  | 1         | 1         | 64-QAM    | 23.19  | 23.24  | 23.06   |            |         |
| 60  | 1         | 1         | 256-QAM   | 21.12  | 20.81  | 21.13   |            |         |
| Limit   | EIRP < 1W |           |           | Result |        |         | Pass       |         |



| NR n77 HPUE Maximum Average Power [dBm] (GT - LC = -1.8 dB) |           |           |           |        |        |         |            |         |
|---|-----------|-----------|-----------|--------|--------|---------|------------|---------|
| BW [MHz]  | RB Size   | RB Offset | Mod       | Lowest | Middle | Highest | EIRP (dBm) | EIRP(W) |
| 70  | 1         | 1         | PI/2 BPSK | 25.73  | 25.54  | 25.45   | 24.4       | 0.2754  |
| 70  | 1         | 187       |           | 26.14  | 25.89  | 26.20   |            |         |
| 70  | 90        | 45        |           | 25.88  | 25.60  | 25.82   |            |         |
| 70  | 1         | 0         |           | 22.35  | 22.16  | 21.91   |            |         |
| 70  | 1         | 188       |           | 22.68  | 22.27  | 22.93   |            |         |
| 70  | 180       | 0         |           | 25.35  | 25.30  | 25.28   |            |         |
| 70  | 1         | 1         | QPSK      | 25.89  | 25.54  | 25.43   |            |         |
| 70  | 1         | 187       |           | 26.10  | 25.95  | 26.13   |            |         |
| 70  | 90        | 45        |           | 25.93  | 25.68  | 25.75   |            |         |
| 70  | 1         | 0         |           | 22.34  | 22.05  | 21.94   |            |         |
| 70  | 1         | 188       |           | 22.71  | 22.43  | 23.06   |            |         |
| 70  | 180       | 0         |           | 25.04  | 24.81  | 24.81   |            |         |
| 70  | 1         | 1         | 16-QAM    | 24.58  | 24.61  | 24.54   | 22.81      | 0.191   |
| 70  | 1         | 1         | 64-QAM    | 23.26  | 23.09  | 23.05   |            |         |
| 70  | 1         | 1         | 256-QAM   | 21.39  | 21.14  | 21.26   |            |         |
| Limit   | EIRP < 1W |           |           | Result |        |         | Pass       |         |

| NR n77 HPUE Maximum Average Power [dBm] (GT - LC = -1.8 dB) |           |           |           |        |        |         |            |         |
|---|-----------|-----------|-----------|--------|--------|---------|------------|---------|
| BW [MHz]  | RB Size   | RB Offset | Mod       | Lowest | Middle | Highest | EIRP (dBm) | EIRP(W) |
| 80  | 1         | 1         | PI/2 BPSK | 25.84  | 25.79  | 25.42   | 24.39      | 0.2748  |
| 80  | 1         | 215       |           | 26.17  | 25.87  | 26.19   |            |         |
| 80  | 108       | 54        |           | 25.95  | 25.65  | 25.93   |            |         |
| 80  | 1         | 0         |           | 22.49  | 22.40  | 21.91   |            |         |
| 80  | 1         | 216       |           | 22.93  | 22.31  | 23.20   |            |         |
| 80  | 216       | 0         |           | 25.41  | 25.12  | 25.43   |            |         |
| 80  | 1         | 1         | QPSK      | 25.79  | 25.78  | 25.44   |            |         |
| 80  | 1         | 215       |           | 26.13  | 25.69  | 26.12   |            |         |
| 80  | 108       | 54        |           | 25.93  | 25.66  | 25.98   |            |         |
| 80  | 1         | 0         |           | 22.34  | 22.28  | 21.85   |            |         |
| 80  | 1         | 216       |           | 22.66  | 22.24  | 23.04   |            |         |
| 80  | 216       | 0         |           | 24.94  | 24.72  | 24.92   |            |         |
| 80  | 1         | 1         | 16-QAM    | 24.92  | 24.83  | 24.32   | 23.12      | 0.2051  |
| 80  | 1         | 1         | 64-QAM    | 23.52  | 23.42  | 23.19   |            |         |
| 80  | 1         | 1         | 256-QAM   | 21.33  | 21.38  | 20.86   |            |         |
| Limit   | EIRP < 1W |           |           | Result |        |         | Pass       |         |



| NR n77 HPUE Maximum Average Power [dBm] (GT - LC = -1.8 dB) |           |           |           |        |        |         |            |         |
|---|-----------|-----------|-----------|--------|--------|---------|------------|---------|
| BW [MHz]  | RB Size   | RB Offset | Mod       | Lowest | Middle | Highest | EIRP (dBm) | EIRP(W) |
| 90  | 1         | 1         | PI/2 BPSK | 25.95  | 25.94  | 25.26   | 24.39      | 0.2748  |
| 90  | 1         | 243       |           | 26.16  | 25.78  | 26.19   |            |         |
| 90  | 120       | 60        |           | 25.99  | 25.62  | 26.01   |            |         |
| 90  | 1         | 0         |           | 22.52  | 22.44  | 21.78   |            |         |
| 90  | 1         | 244       |           | 22.70  | 22.33  | 23.08   |            |         |
| 90  | 243       | 0         |           | 25.49  | 25.21  | 25.42   |            |         |
| 90  | 1         | 1         | QPSK      | 26.07  | 25.85  | 25.32   |            |         |
| 90  | 1         | 243       |           | 26.14  | 25.73  | 26.15   |            |         |
| 90  | 120       | 60        |           | 26.03  | 25.80  | 26.04   |            |         |
| 90  | 1         | 0         |           | 22.51  | 22.36  | 21.84   |            |         |
| 90  | 1         | 244       |           | 22.72  | 22.25  | 23.24   |            |         |
| 90  | 243       | 0         |           | 25.15  | 24.77  | 25.03   |            |         |
| 90  | 1         | 1         | 16-QAM    | 25.04  | 24.81  | 24.38   | 23.24      | 0.2109  |
| 90  | 1         | 1         | 64-QAM    | 23.49  | 23.58  | 23.03   |            |         |
| 90  | 1         | 1         | 256-QAM   | 21.52  | 21.36  | 20.77   |            |         |
| Limit   | EIRP < 1W |           |           | Result |        |         | Pass       |         |

| NR n77 HPUE Maximum Average Power [dBm] (GT - LC = -1.8 dB) |           |           |           |        |        |         |            |         |
|---|-----------|-----------|-----------|--------|--------|---------|------------|---------|
| BW [MHz]  | RB Size   | RB Offset | Mod       | Lowest | Middle | Highest | EIRP (dBm) | EIRP(W) |
| 100   | 1         | 1         | PI/2 BPSK | 26.02  | 25.81  | 25.49   | 24.38      | 0.2742  |
| 100   | 1         | 271       |           | 26.16  | 25.59  | 26.13   |            |         |
| 100   | 135       | 67        |           | 26.05  | 25.62  | 25.91   |            |         |
| 100   | 1         | 0         |           | 22.52  | 22.43  | 21.96   |            |         |
| 100   | 1         | 272       |           | 22.95  | 22.17  | 23.10   |            |         |
| 100   | 270       | 0         |           | 25.61  | 25.29  | 25.45   |            |         |
| 100   | 1         | 1         | QPSK      | 26.05  | 25.97  | 25.65   |            |         |
| 100   | 1         | 271       |           | 26.18  | 25.61  | 26.13   |            |         |
| 100   | 135       | 67        |           | 26.18  | 25.70  | 25.77   |            |         |
| 100   | 1         | 0         |           | 22.58  | 22.40  | 21.99   |            |         |
| 100   | 1         | 272       |           | 22.82  | 22.17  | 23.17   |            |         |
| 100   | 270       | 0         |           | 25.12  | 24.79  | 24.89   |            |         |
| 100   | 1         | 1         | 16-QAM    | 25.25  | 25.07  | 24.68   | 23.45      | 0.2213  |
| 100   | 1         | 1         | 64-QAM    | 23.62  | 23.27  | 23.10   |            |         |
| 100   | 1         | 1         | 256-QAM   | 21.42  | 21.46  | 20.91   |            |         |
| Limit   | EIRP < 1W |           |           | Result |        |         | Pass       |         |





# FR1 n77\_HPUE

## Peak-to-Average Ratio

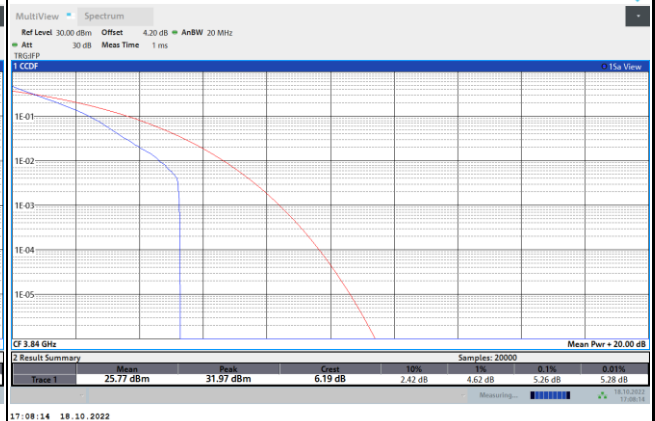
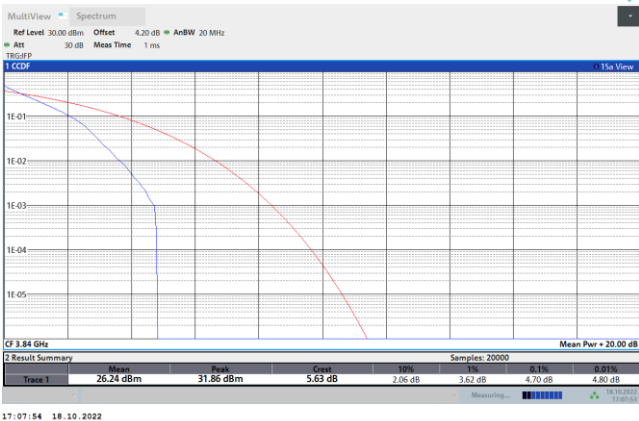
| Mode      | FR1 n77 / 20MHz / DFT-S OFDM |         |         |         |             |
|-----------|------------------------------|---------|---------|---------|-------------|
| Mod.      | PI/2 BPSK                    | QPSK    | 16QAM   | 64QAM   | Limit: 13dB |
| RB Size   | Full RB                      | Full RB | Full RB | Full RB | Result      |
| Middle CH | 4.70                         | 5.26    | 6.16    | 6.28    | PASS        |
| Mode      | FR1 n77 / 20MHz / DFT-S OFDM |         |         |         |             |
| Mod.      | 256QAM                       |         |         |         | Limit: 13dB |
| RB Size   | Full RB                      |         |         |         | Result      |
| Middle CH | 6.54                         |         |         |         | PASS        |



FR1 n77 / 20MHz / DFT-S OFDM / Middle Channel / Full RB

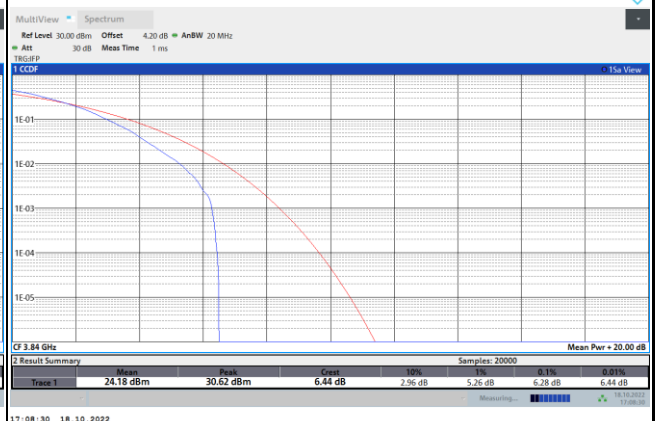
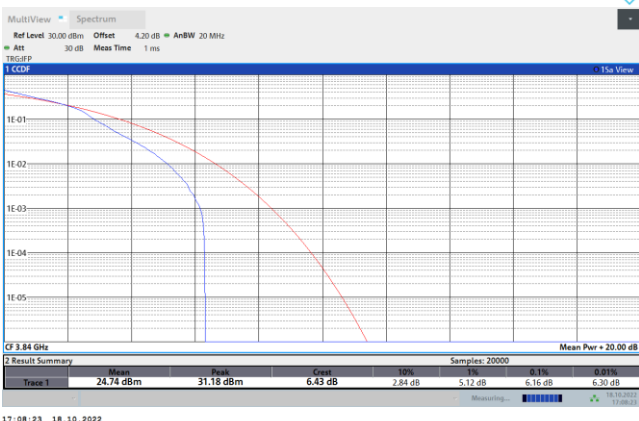
PI/2 BPSK

QPSK

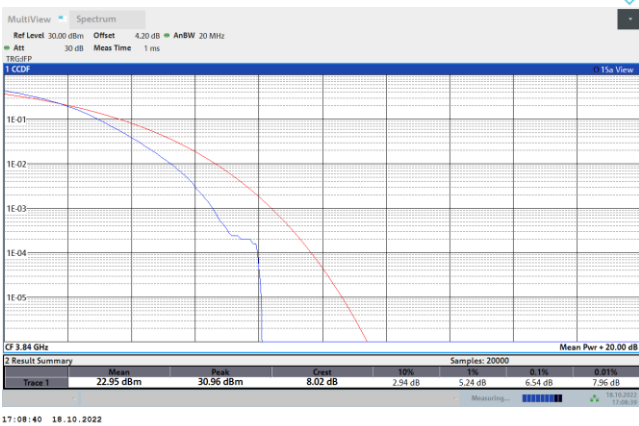


16QAM

64QAM



256QAM





**26dB Bandwidth**

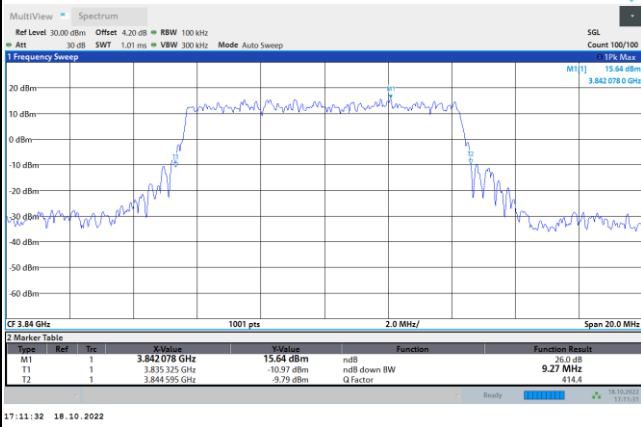
| Mode      | FR1 n77 : 26dB BW(MHz) / DFT-S OFDM |           |           |           |           |           |           |           |
|-----------|-------------------------------------|-----------|-----------|-----------|-----------|-----------|-----------|-----------|
| BW        | 10MHz                               | 15MHz     | 20MHz     | 25MHz     | 30MHz     | 40MHz     | 50MHz     | 60MHz     |
| Mod.      | PI/2 BPSK                           | PI/2 BPSK | PI/2 BPSK | PI/2 BPSK | PI/2 BPSK | PI/2 BPSK | PI/2 BPSK | PI/2 BPSK |
| Middle CH | 9.27                                | 13.73     | 18.74     | 24.18     | 28.17     | 38.52     | 48.65     | 60.78     |
| BW        | 70MHz                               | 80MHz     | 90MHz     | 100MHz    |           |           |           |           |
| Mod.      | PI/2 BPSK                           | PI/2 BPSK | PI/2 BPSK | PI/2 BPSK |           |           |           |           |
| Middle CH | 67.41                               | 80.40     | 89.91     | 100.10    |           |           |           |           |

| Mode      | FR1 n77 : 26dB BW(MHz) / CP OFDM |        |       |        |       |        |        |        |
|-----------|----------------------------------|--------|-------|--------|-------|--------|--------|--------|
| BW        | 10MHz                            |        | 15MHz |        | 20MHz |        | 25MHz  |        |
| Mod.      | QPSK                             | 16QAM  | QPSK  | 16QAM  | QPSK  | 16QAM  | QPSK   | 16QAM  |
| Middle CH | 9.31                             | 9.09   | 14.45 | 14.66  | 19.54 | 19.42  | 24.53  | 24.48  |
| Mod.      | 64QAM                            | 256QAM | 64QAM | 256QAM | 64QAM | 256QAM | 64QAM  | 256QAM |
| Middle CH | 9.27                             | 9.17   | 14.51 | 14.69  | 19.34 | 19.14  | 24.23  | 24.23  |
| BW        | 30MHz                            |        | 40MHz |        | 50MHz |        | 60MHz  |        |
| Mod.      | QPSK                             | 16QAM  | QPSK  | 16QAM  | QPSK  | 16QAM  | QPSK   | 16QAM  |
| Middle CH | 29.37                            | 29.07  | 40.52 | 40.28  | 50.05 | 49.95  | 60.66  | 60.78  |
| Mod.      | 64QAM                            | 256QAM | 64QAM | 256QAM | 64QAM | 256QAM | 64QAM  | 256QAM |
| Middle CH | 28.89                            | 29.31  | 40.60 | 40.36  | 50.25 | 50.15  | 60.66  | 61.02  |
| BW        | 70MHz                            |        | 80MHz |        | 90MHz |        | 100MHz |        |
| Mod.      | QPSK                             | 16QAM  | QPSK  | 16QAM  | QPSK  | 16QAM  | QPSK   | 16QAM  |
| Middle CH | 70.49                            | 70.35  | 81.20 | 80.40  | 90.81 | 91.17  | 100.90 | 100.90 |
| Mod.      | 64QAM                            | 256QAM | 64QAM | 256QAM | 64QAM | 256QAM | 64QAM  | 256QAM |
| Middle CH | 70.63                            | 70.35  | 81.04 | 80.24  | 90.63 | 90.63  | 100.90 | 100.90 |



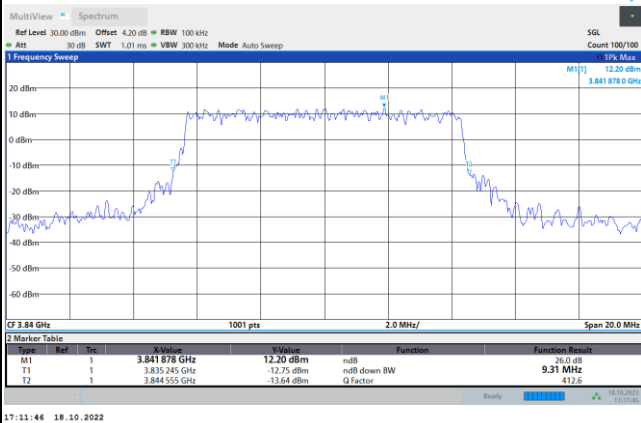
FR1 n77 / 10MHz / DFT-S OFDM / Middle Channel / Full RB

PI/2 BPSK

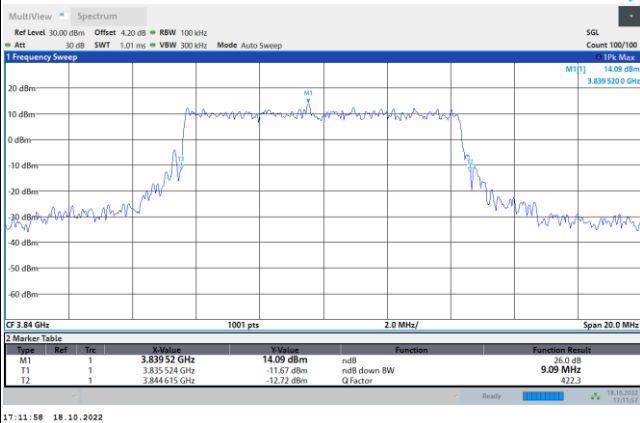


FR1 n77 / 10MHz / CP OFDM / Middle Channel / Full RB

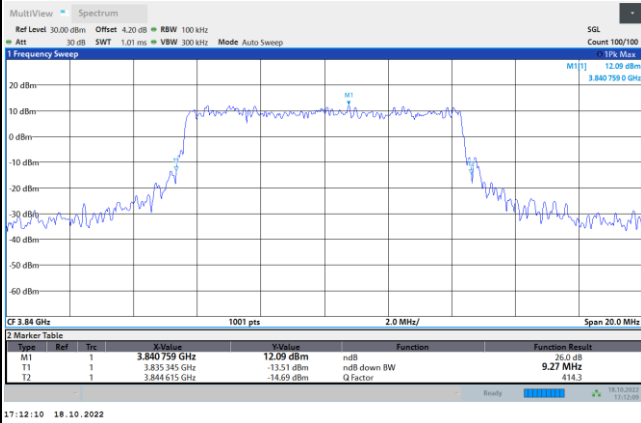
QPSK



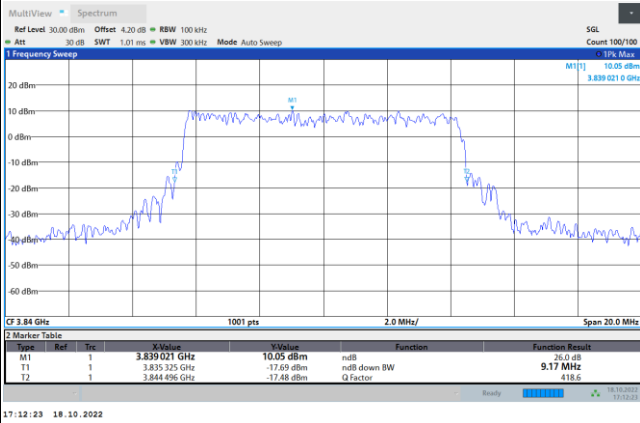
16QAM



64QAM



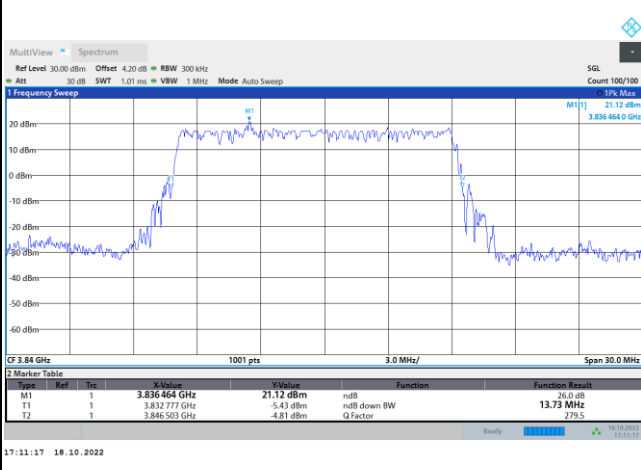
256QAM





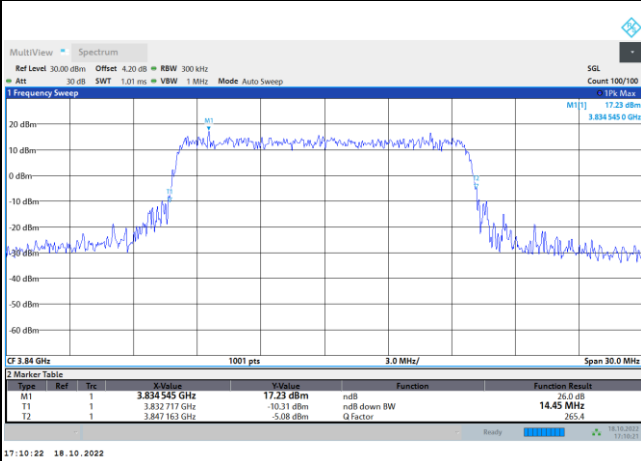
FR1 n77 / 15MHz / DFT-S OFDM / Middle Channel / Full RB

PI/2 BPSK

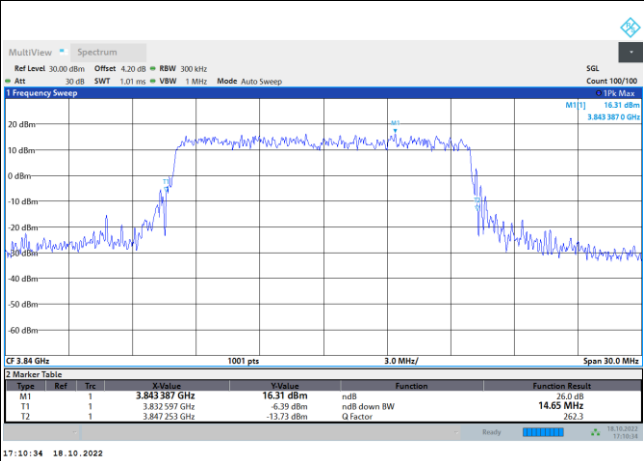


FR1 n77 / 15MHz / CP OFDM / Middle Channel / Full RB

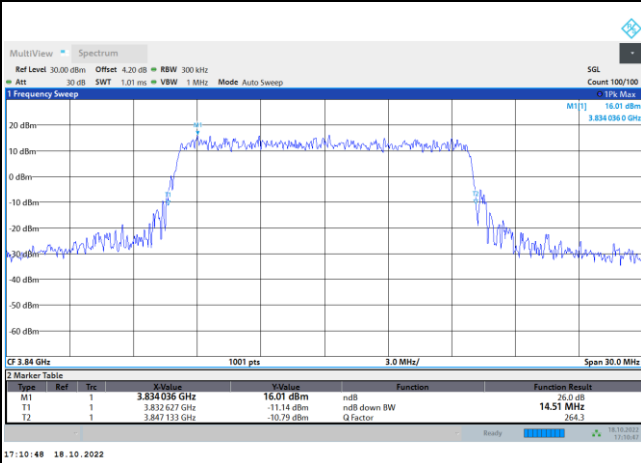
QPSK



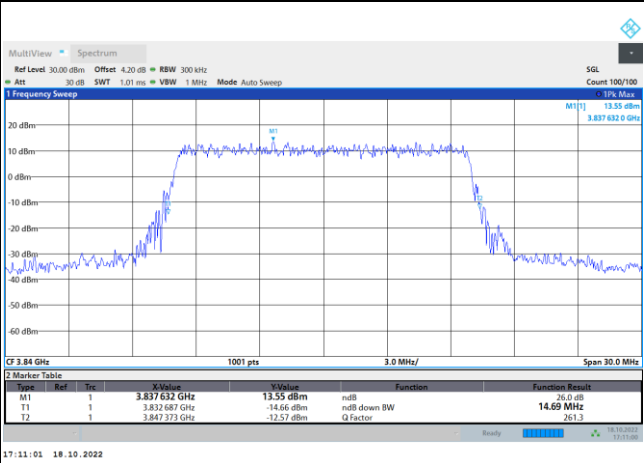
16QAM



64QAM



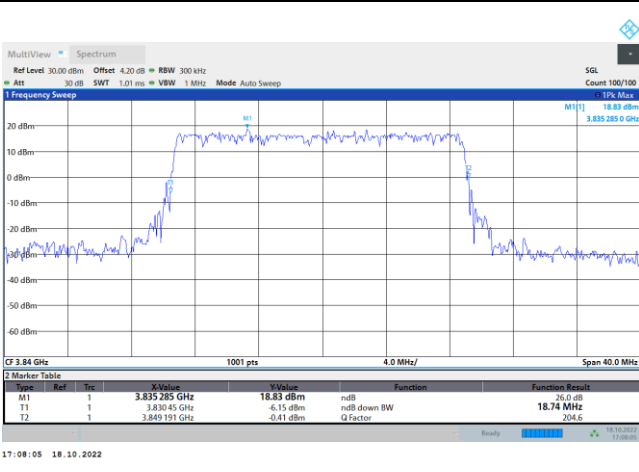
256QAM





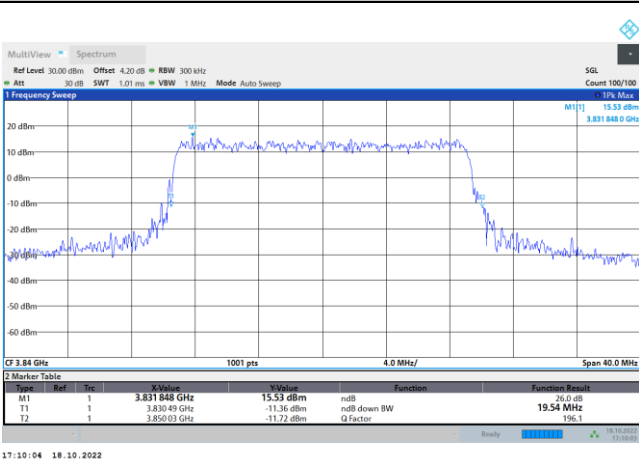
FR1 n77 / 20MHz / DFT-S OFDM / Middle Channel / Full RB

PI/2 BPSK

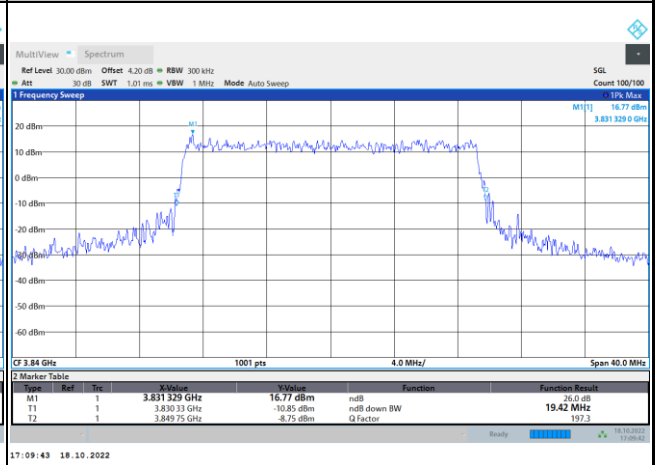


FR1 n77 / 20MHz / CP OFDM / Middle Channel / Full RB

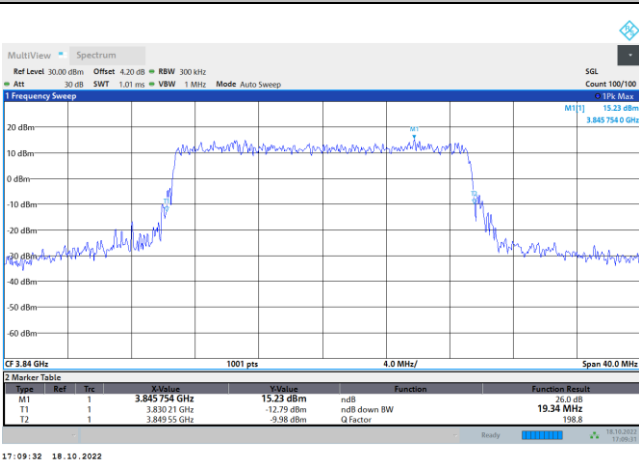
QPSK



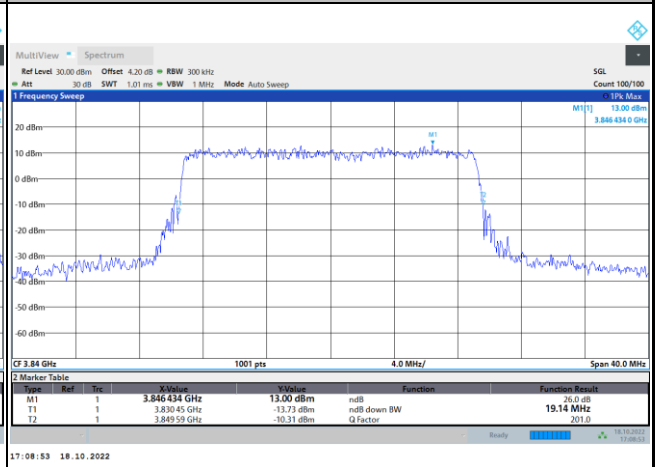
16QAM



64QAM



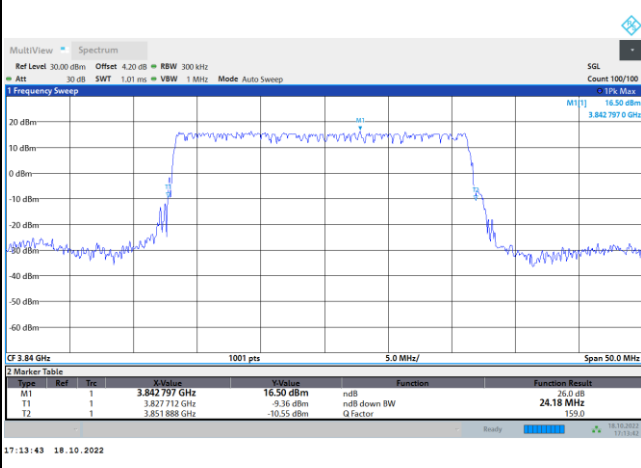
256QAM





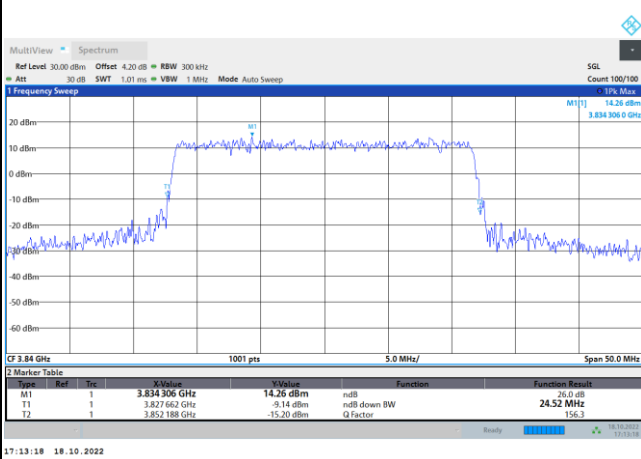
FR1 n77 / 25MHz / DFT-S OFDM / Middle Channel / Full RB

PI/2 BPSK

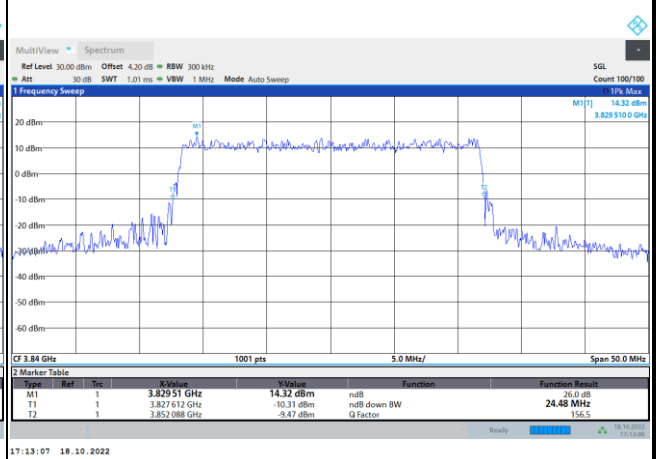


FR1 n77 / 25MHz / CP OFDM / Middle Channel / Full RB

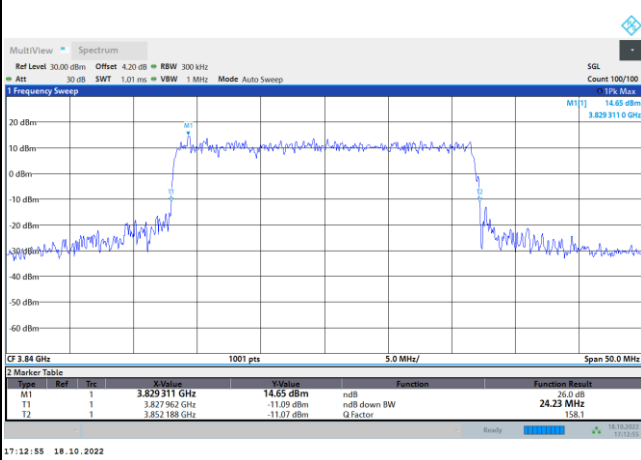
QPSK



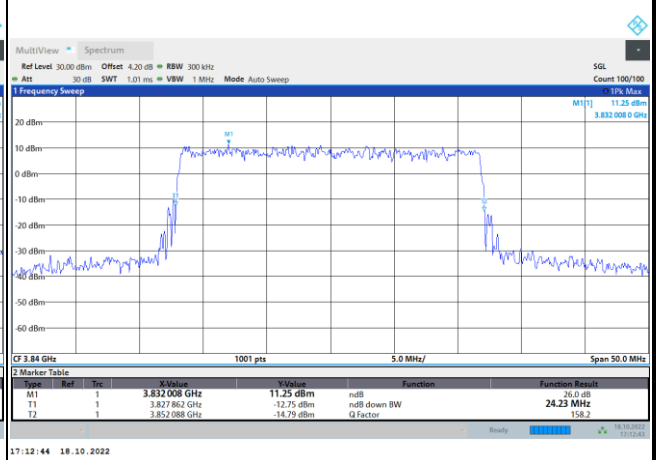
16QAM



64QAM



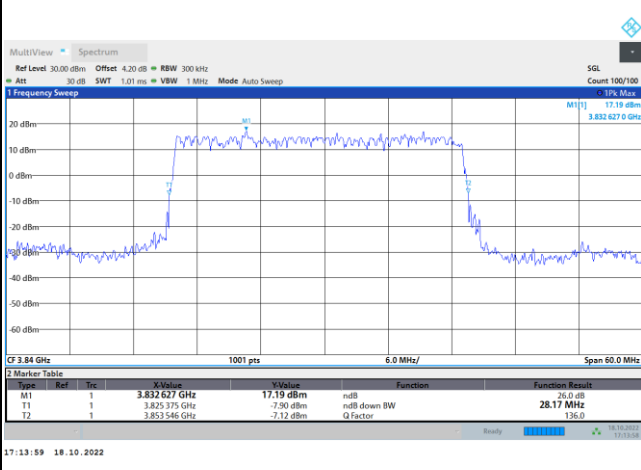
256QAM





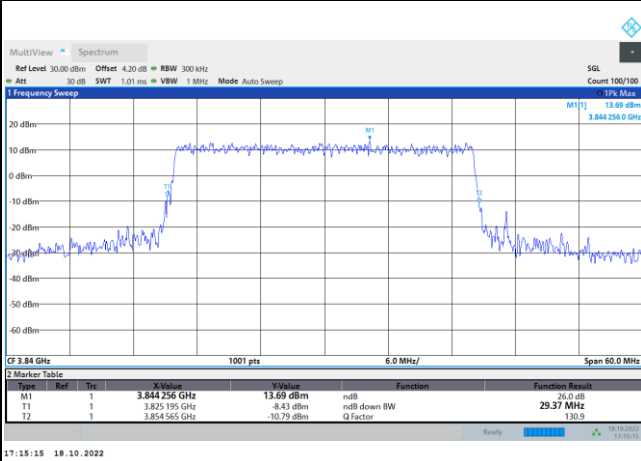
FR1 n77 / 30MHz / DFT-S OFDM / Middle Channel / Full RB

PI/2 BPSK

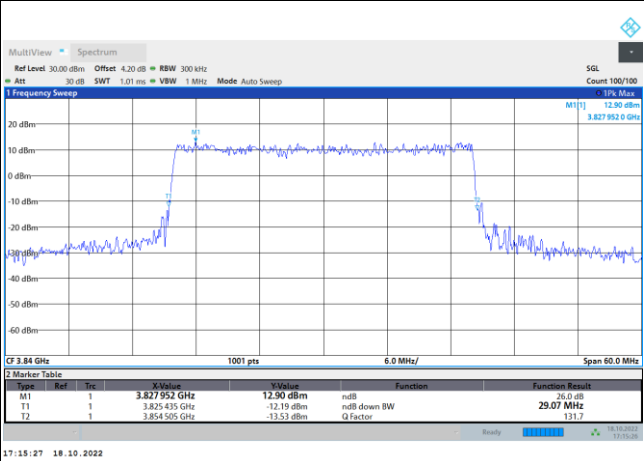


FR1 n77 / 30MHz / CP OFDM / Middle Channel / Full RB

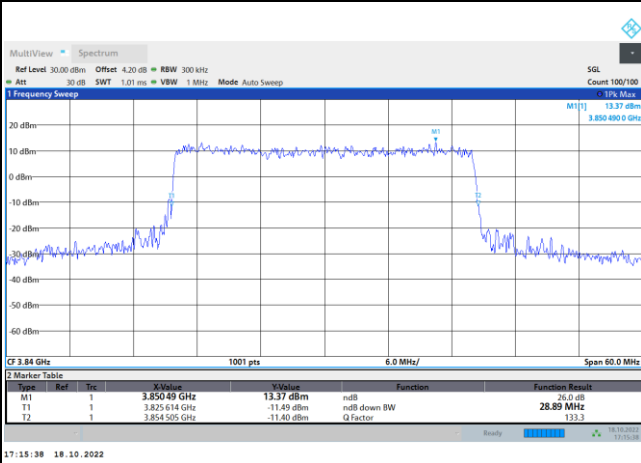
QPSK



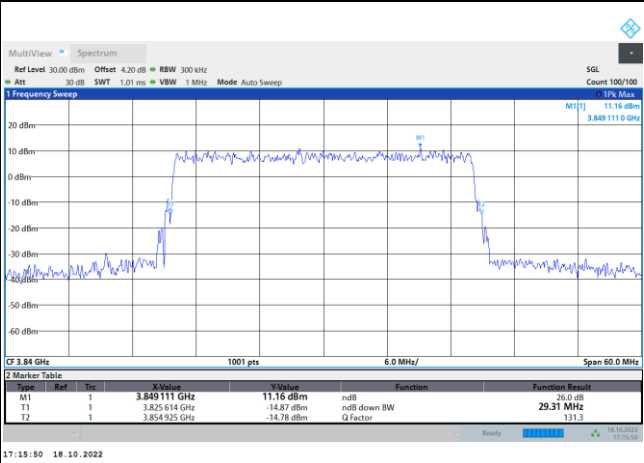
16QAM



64QAM



256QAM

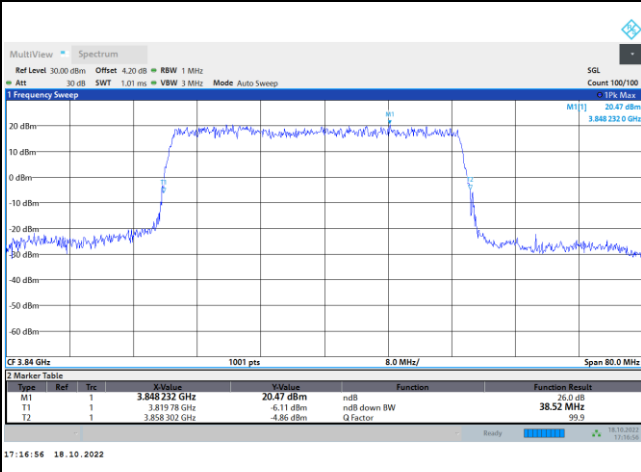






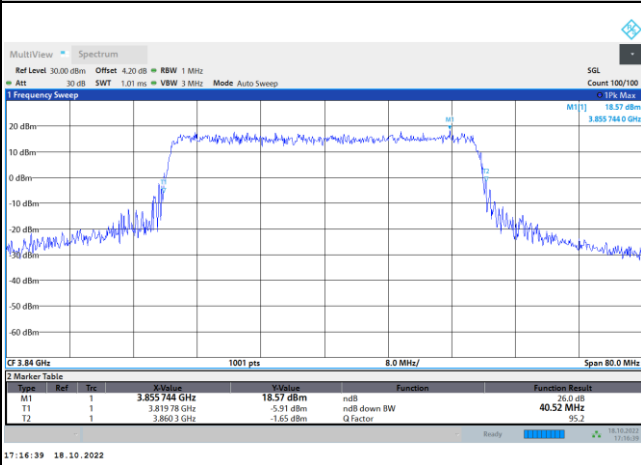
FR1 n77 / 40MHz / DFT-S OFDM / Middle Channel / Full RB

PI/2 BPSK

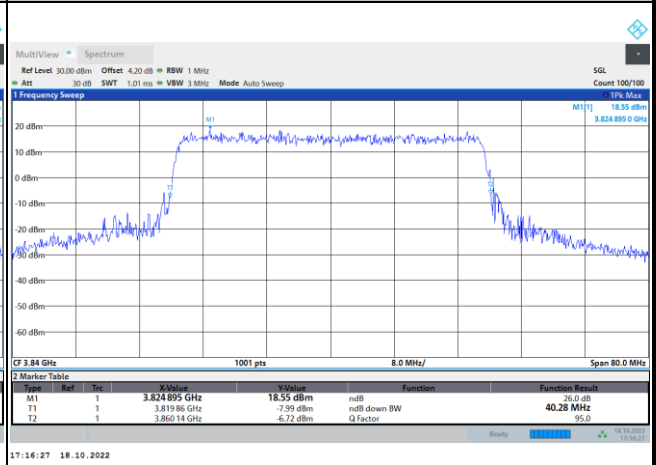


FR1 n77 / 40MHz / CP OFDM / Middle Channel / Full RB

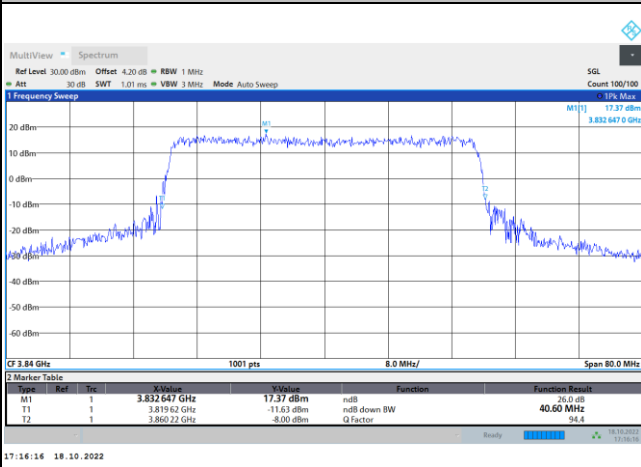
QPSK



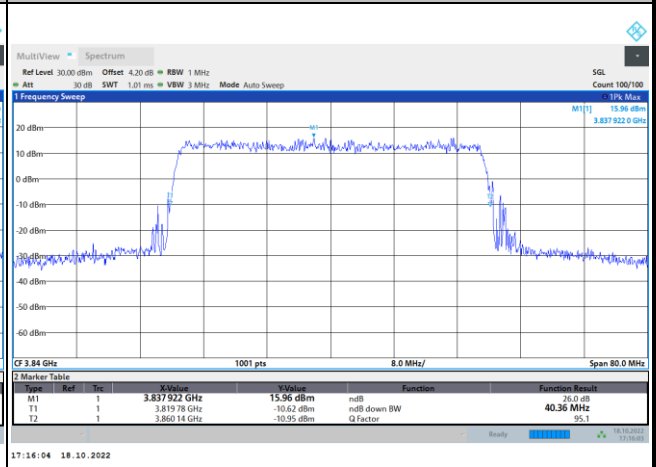
16QAM



64QAM



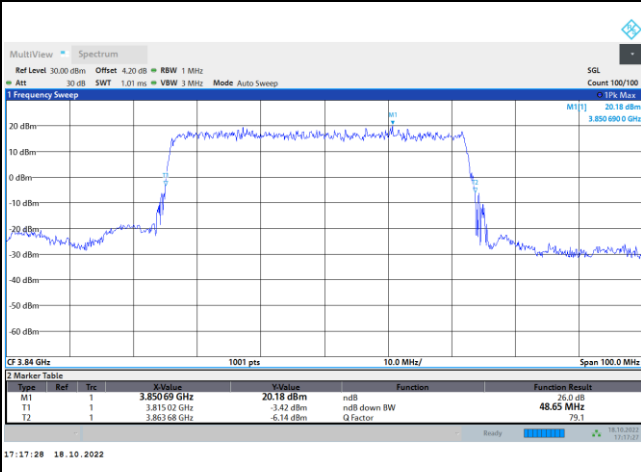
256QAM





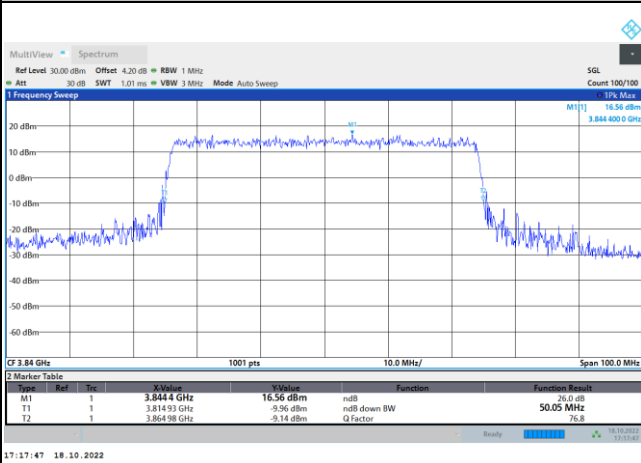
FR1 n77 / 50MHz / DFT-S OFDM / Middle Channel / Full RB

PI/2 BPSK

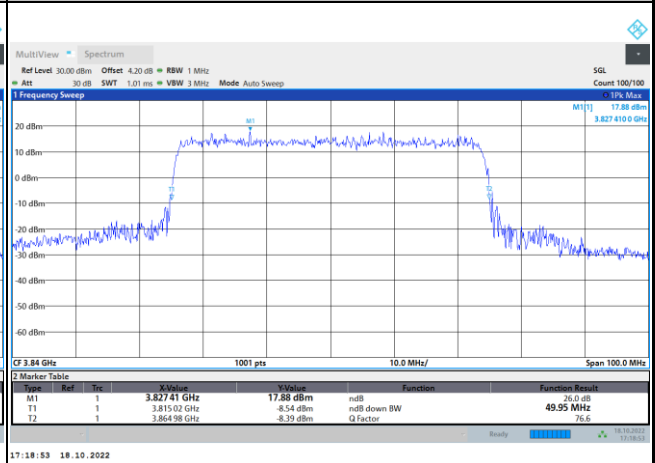


FR1 n77 / 50MHz / CP OFDM / Middle Channel / Full RB

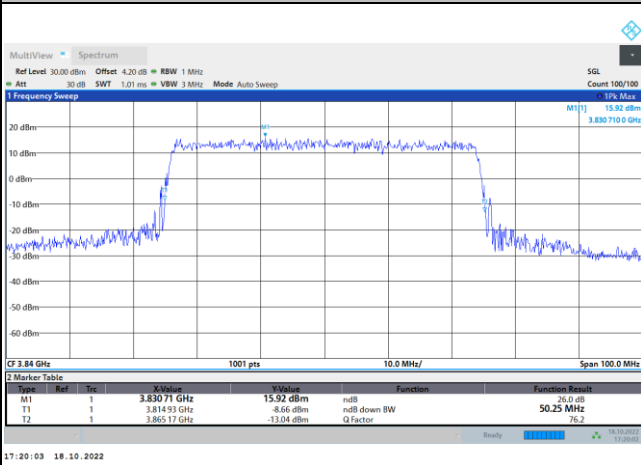
QPSK



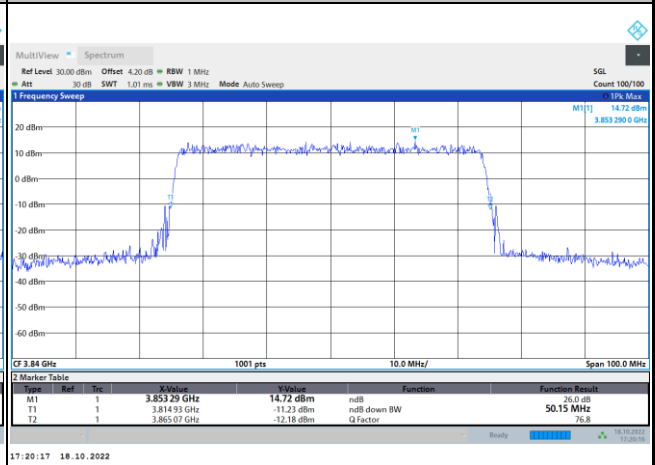
16QAM



64QAM



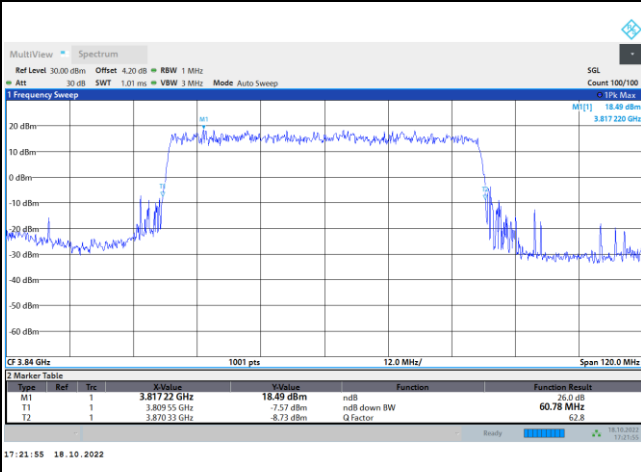
256QAM





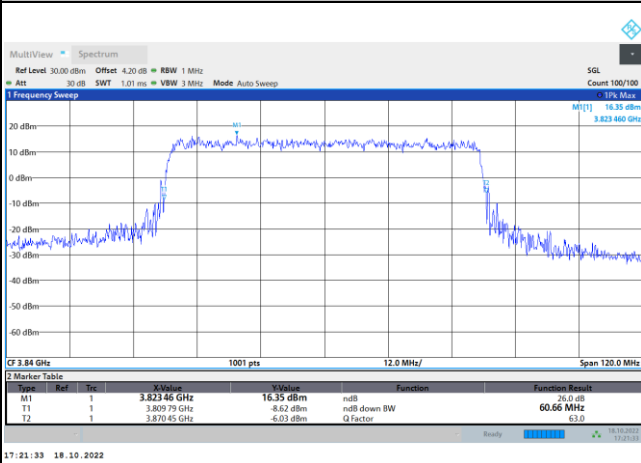
FR1 n77 / 60MHz / DFT-S OFDM / Middle Channel / Full RB

PI/2 BPSK

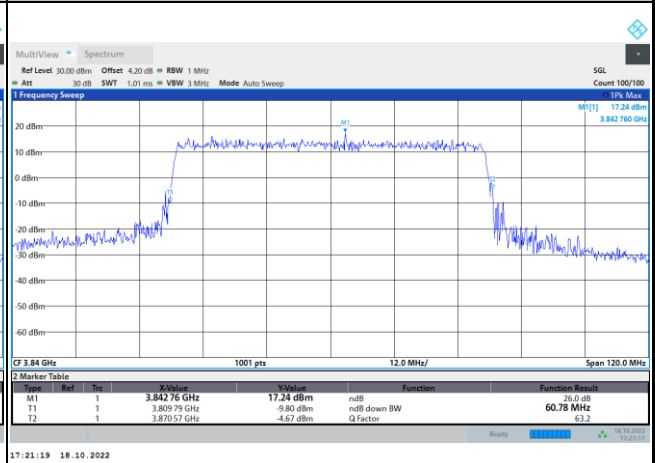


FR1 n77 / 60MHz / CP OFDM / Middle Channel / Full RB

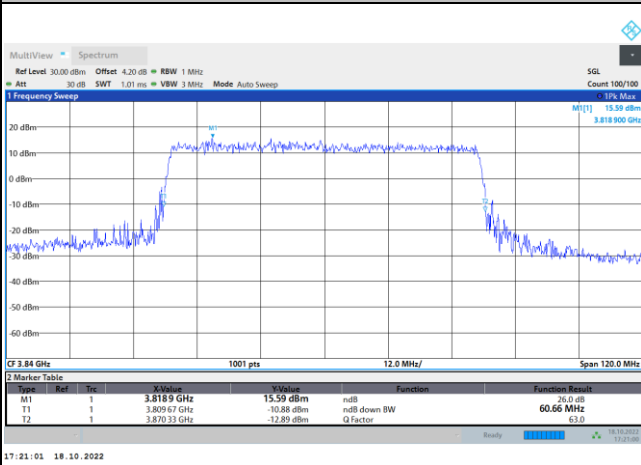
QPSK



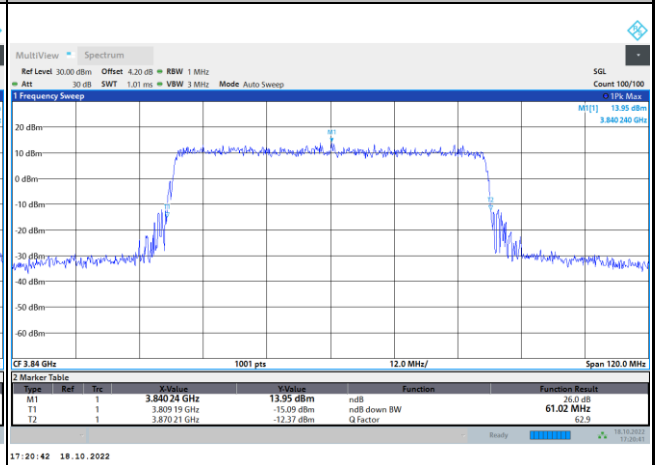
16QAM



64QAM



256QAM





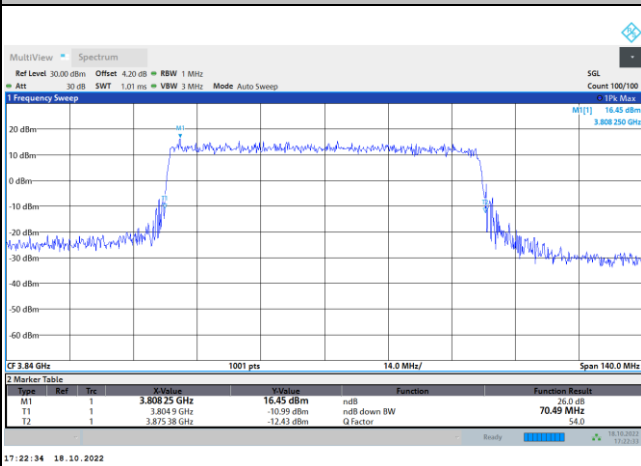
FR1 n77 / 70MHz / DFT-S OFDM / Middle Channel / Full RB

PI/2 BPSK

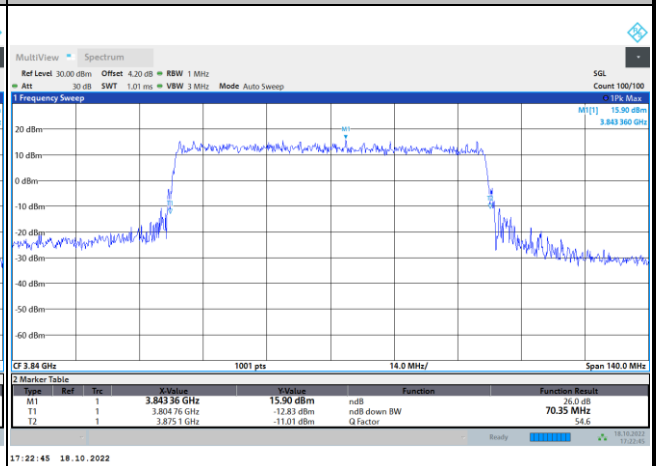


FR1 n77 / 70MHz / CP OFDM / Middle Channel / Full RB

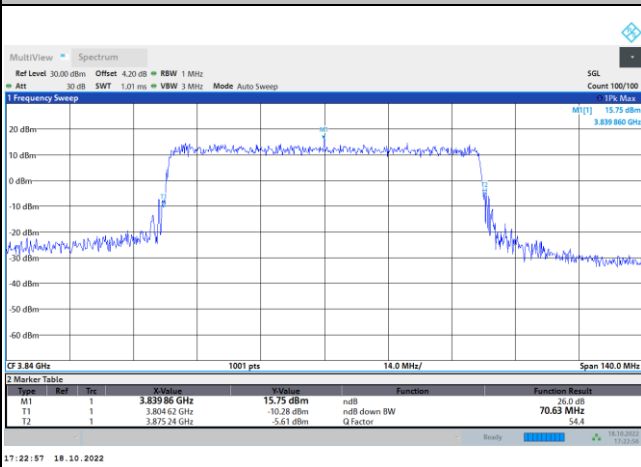
QPSK



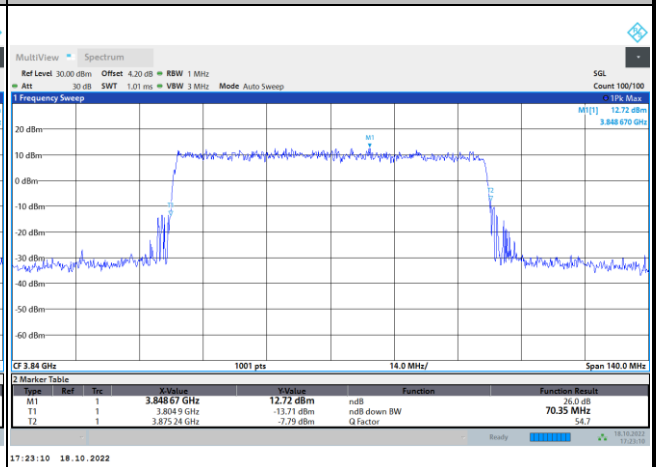
16QAM



64QAM



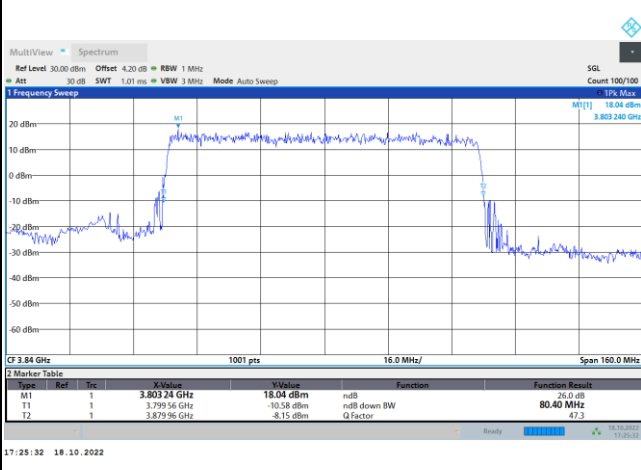
256QAM





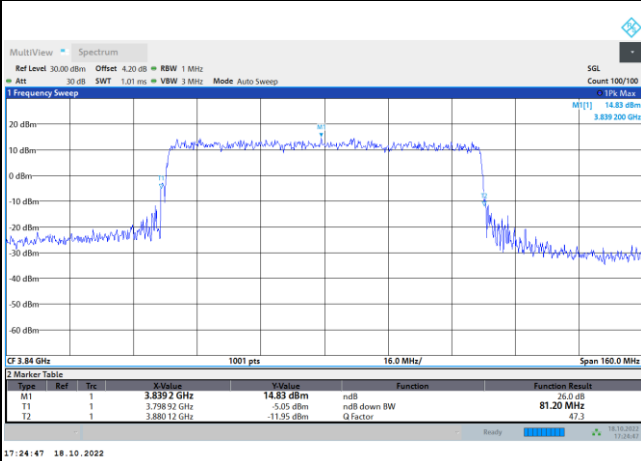
FR1 n77 / 80MHz / DFT-S OFDM / Middle Channel / Full RB

PI/2 BPSK

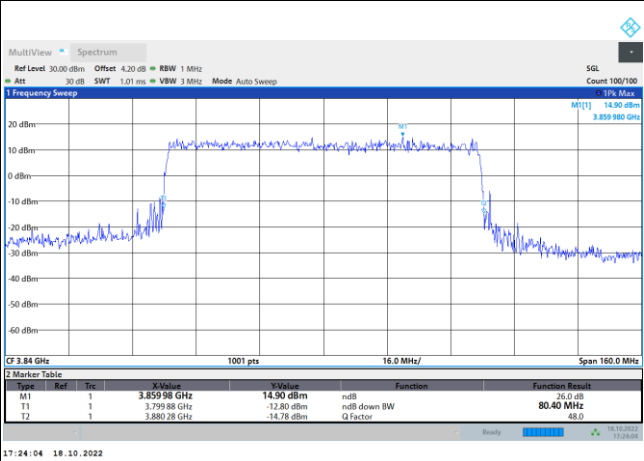


FR1 n77 / 80MHz / CP OFDM / Middle Channel / Full RB

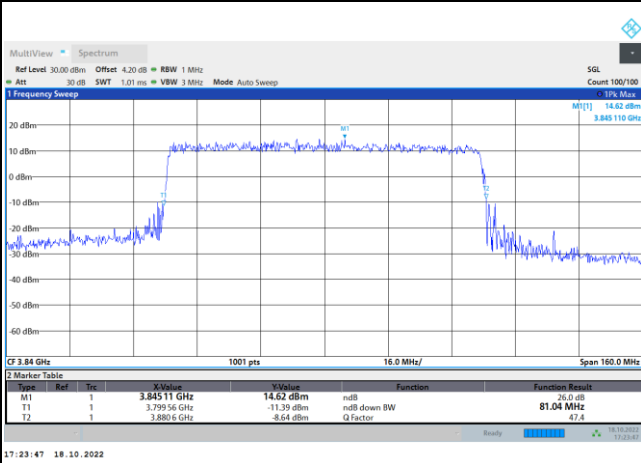
QPSK



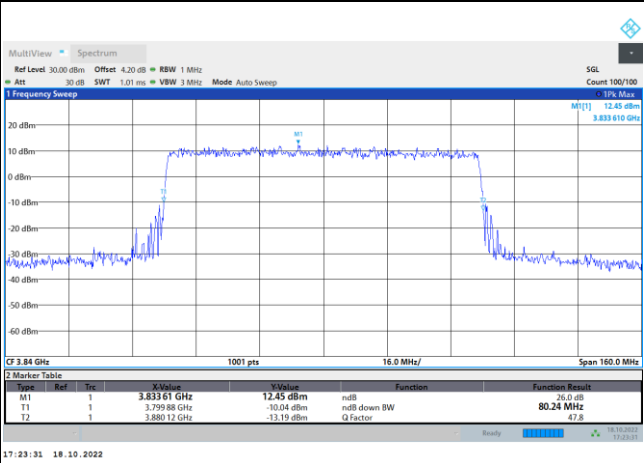
16QAM



64QAM



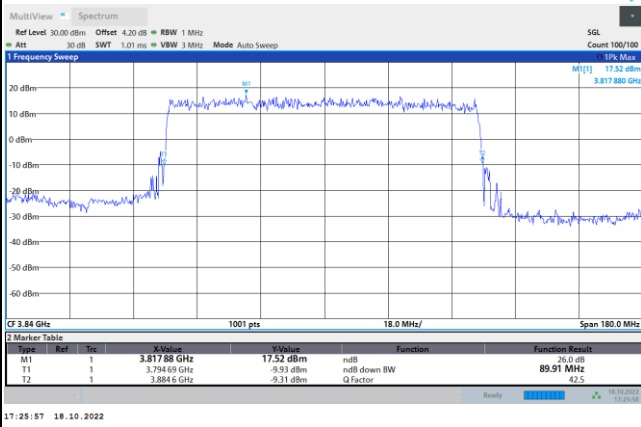
256QAM





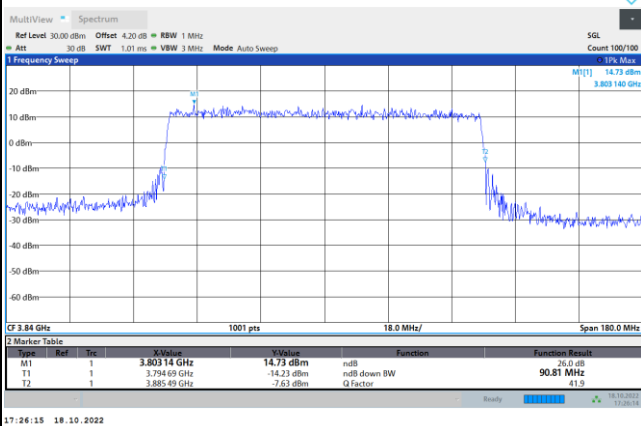
FR1 n77 / 90MHz / DFT-S OFDM / Middle Channel / Full RB

PI/2 BPSK

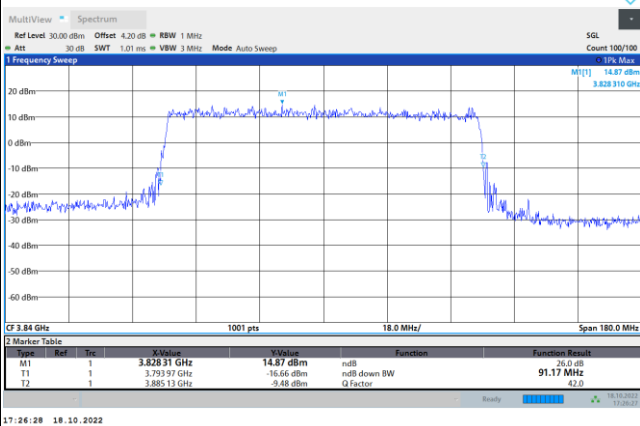


FR1 n77 / 90MHz / CP OFDM / Middle Channel / Full RB

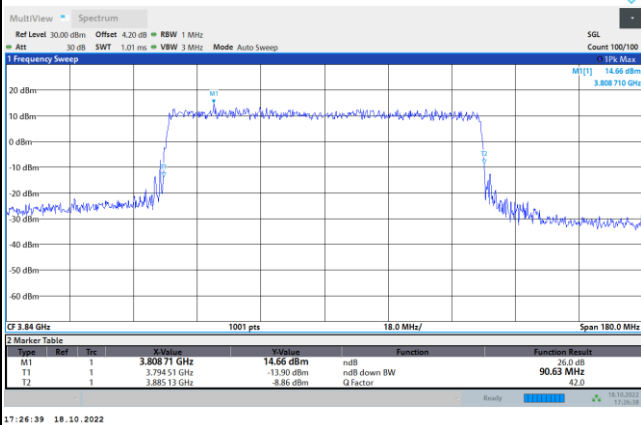
QPSK



16QAM



64QAM



256QAM

