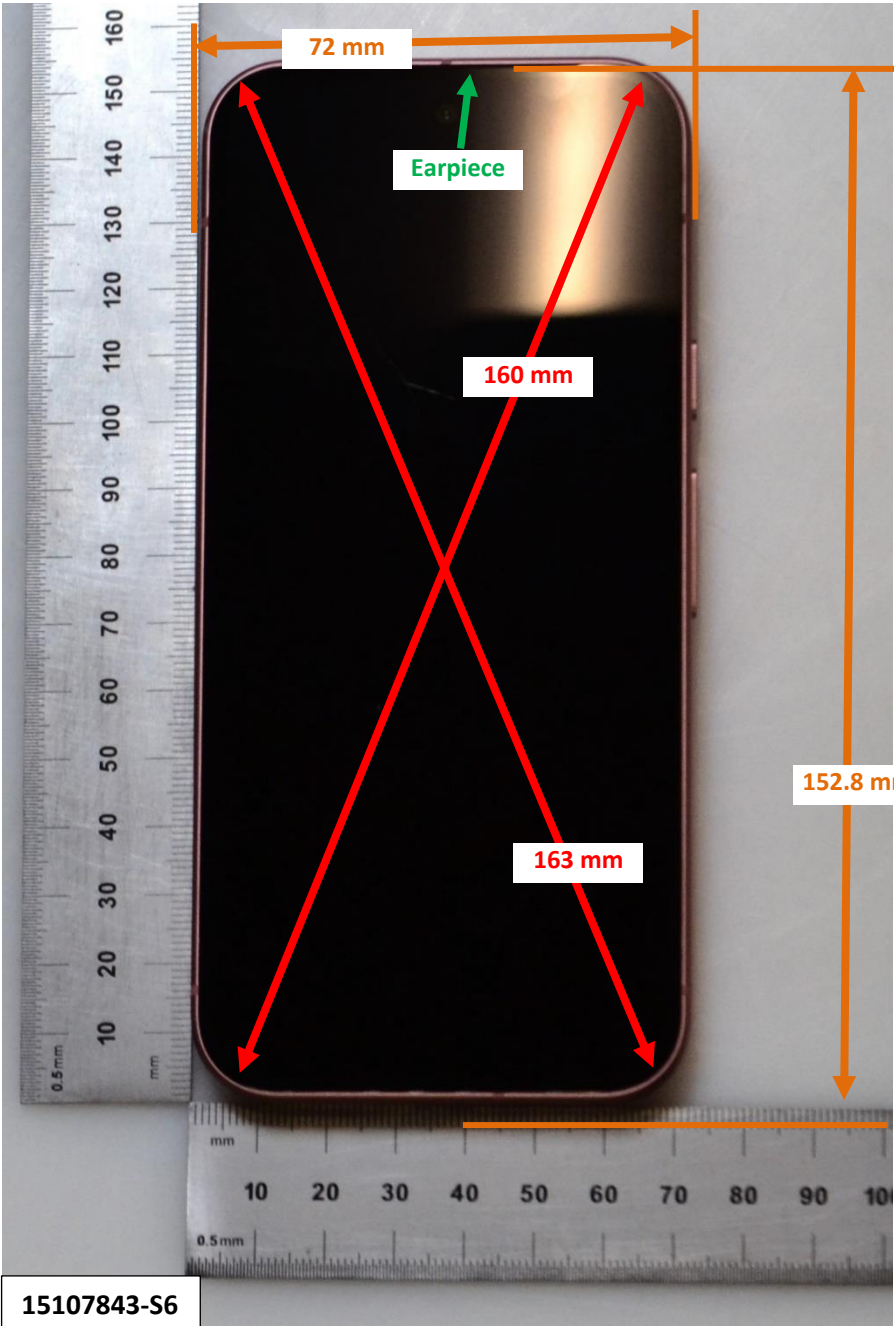


DUT and SAR Set-up Photos

Photograph 1: Overall Dimensions



Photograph 2: Front View of the DUT

15107843-S6



Photograph 3: Back View of the DUT

15107843-S6




Setup Photos

Photograph 4: Handset Vertical and Horizontal Reference Lines




Head Exposure Conditions

Photograph 5: Head, Left Cheek, 0 mm




Photograph 6: Head, Left Tilt (15°), 0 mm




Photograph 7: Head, Right Cheek, 0 mm

15107843-S6




Photograph 8: Head, Right Tilt (15°), 0 mm

15107843-S6




Body-worn Accessory & Hotspot mode Exposure Conditions

Photograph 9: Body & Hotspot, Back, 10 mm



Photograph 10: Body & Hotspot, Back, 25 mm



Photograph 11: Body & Hotspot, Front, 10 mm




Photograph 12: Body & Hotspot, Front, 25 mm




Hotspot Exposure Conditions

Photograph 13: Hotspot, Edge Top, 10 mm




Photograph 14: Hotspot, Edge Top, 25 mm



Photograph 15: Hotspot, Edge Right, 10 mm



Photograph 16: Hotspot, Edge Right, 25 mm




Photograph 17: Hotspot, Edge Bottom, 10 mm



Photograph 18: Hotspot, Edge Bottom, 25 mm



Photograph 19: Hotspot, Edge Left, 10 mm




Photograph 20: Hotspot, Edge Left, 25 mm




Extremity Exposure Conditions


Photograph 21: Back, 0 mm




Photograph 22: Front, 0 mm



Photograph 23: Top, 0 mm




Photograph 24: Edge Right, 0 mm



Photograph 25: Edge Bottom, 0 mm



Photograph 26: Edge Left, 0 mm



Antenna Location

