



# FCC RADIO TEST REPORT

FCC ID : A4RGR83Y  
Equipment : Phone  
Model Name : GR83Y  
Applicant : Google LLC  
1600 Amphitheatre Parkway,  
Mountain View, California, 94043 USA  
Standard : FCC 47 CFR Part 2, 22(H), 24(E), 27(L)

The product was received on Nov. 28, 2023 and testing was performed from Jan. 12, 2024 to Feb. 26, 2024. We, Sporton International Inc. EMC & Wireless Communications Laboratory, would like to declare that the tested sample has been evaluated in accordance with the test procedures given in ANSI / TIA-603-E and has been in compliance with the applicable technical standards.

The test results in this report apply exclusively to the tested model / sample. Without written approval from Sporton International Inc. EMC & Wireless Communications Laboratory, the test report shall not be reproduced except in full.

*Louis Wu*

Approved by: Louis Wu

**Sporton International Inc. EMC & Wireless Communications Laboratory**

No. 52, Huaya 1st Rd., Guishan Dist., Taoyuan City 333, Taiwan (R.O.C.)



# Table of Contents

**History of this test report.....3**

**Summary of Test Result.....4**

**1 General Description .....6**

    1.1 Product Feature of Equipment Under Test .....6

    1.2 Modification of EUT .....6

    1.3 Testing Location .....7

    1.4 Applicable Standards .....7

**2 Test Configuration of Equipment Under Test .....8**

    2.1 Test Mode.....8

    2.2 Connection Diagram of Test System .....9

    2.3 Support Unit used in test configuration .....10

    2.4 Measurement Results Explanation Example .....10

    2.5 Frequency List of Low/Middle/High Channels.....11

**3 Conducted Test Result .....12**

    3.1 Measuring Instruments.....12

    3.2 Conducted Output Power and ERP/EIRP .....13

    3.3 Peak-to-Average Ratio .....14

    3.4 99% Occupied Bandwidth and 26dB Bandwidth Measurement.....15

    3.5 Conducted Band Edge .....16

    3.6 Conducted Spurious Emission .....17

    3.7 Frequency Stability.....18

**4 Radiated Test Items .....19**

    4.1 Measuring Instruments.....19

    4.2 Test Setup .....19

    4.3 Test Result of Radiated Test.....20

    4.4 Field Strength of Spurious Radiation Measurement .....21

**5 List of Measuring Equipment.....22**

**6 Measurement Uncertainty .....24**

**Appendix A. Test Results of Conducted Test**

**Appendix B. Test Results of Radiated Test**

**Appendix C. Test Setup Photographs**



### History of this test report

Report No.	Version	Description	Issue Date
FG3N2325A	01	Initial issue of report	Apr. 15, 2024



### Summary of Test Result

Report Clause	Ref Std. Clause	Test Items	Result (PASS/FAIL)	Remark
3.2	§2.1046	Conducted Output Power	Pass	-
	§22.913 (a)(5)	Effective Radiated Power (GSM850) (WCDMA Band V)		
	§24.232 (c)	Equivalent Isotropic Radiated Power (GSM1900) (WCDMA Band II)		
	§27.50 (d)(4)	Equivalent Isotropic Radiated Power (WCDMA Band IV)		
3.3	§24.232 (d)	Peak-to-Average Ratio	Pass	-
3.4	§2.1049 §22.917 (b) §24.238 (b) §27.53 (g)	Occupied Bandwidth (GSM850) (WCDMA Band V) (GSM1900) (WCDMA Band II) (WCDMA Band IV)	Pass	-
3.5	§2.1051 §22.917 (a) §24.238 (a) §27.53 (g)	Band Edge Measurement (GSM850) (WCDMA Band V) (GSM1900) (WCDMA Band II) (WCDMA Band IV)	Pass	-
3.6	§2.1051 §22.917 (a) §24.238 (a) §27.53 (g)	Conducted Emission (GSM850) (WCDMA Band V) (GSM1900) (WCDMA Band II) (WCDMA Band IV)	Pass	-
3.7	§2.1055 §22.355 §24.235 §27.54	Frequency Stability Temperature & Voltage	Pass	-
4.4	§2.1053 §22.917 (a) §24.238 (a) §27.53 (h)	Field Strength of Spurious Radiation (GSM850) (WCDMA Band V) (GSM1900) (WCDMA Band II) (WCDMA Band IV)	Pass	27.38 dB under the limit at 2512.00 MHz for Tx0 Antenna  40.46 dB under the limit at 7630.00 MHz for Tx1 Antenna



<b>Conformity Assessment Condition:</b>
1. The test results (PASS/FAIL) with all measurement uncertainty excluded are presented against the regulation limits or in accordance with the requirements stipulated by the applicant/manufacturee who shall bear all the risks of non-compliance that may potentially occur if measurement uncertainty is taken into account.
2. The measurement uncertainty please refer to each test result in the section "Measurement Uncertainty".
<b>Disclaimer:</b>
The product specifications of the EUT presented in the test report that may affect the test assessments are declared by the manufacturer who shall take full responsibility for the authenticity.

**Reviewed by: William Chen**

**Report Producer: Clio Lo**



# 1 General Description

## 1.1 Product Feature of Equipment Under Test

Product Feature
<p><b>General Specs</b> GSM/WCDMA/LTE/5G NR, Bluetooth, BLE, BLE channel sounding, Thread, Wi-Fi 802.11be, UWB, NFC, WPT, NTN and GNSS.</p> <p><b>Antenna Type</b> <b>WWAN:</b> &lt;Ant. 0&gt;: PIFA Antenna &lt;Ant. 1&gt;: PIFA Antenna &lt;Ant. 2&gt;: IFA Antenna</p>

**Remark:** The above EUT's information was declared by manufacturer. Please refer to Disclaimer in report summary.

Antenna information					
Band	Ant0	Ant1	Ant2	Main Ant. #	Sub Ant. #
GSM 850	-1.4	-4.5		0	1
GSM 1900	-1.0		-0.5	2	0
WCDMA B5	-1.4	-4.5		0	1
WCDMA B2	-1.0		-0.5	2	0
WCDMA B4	-0.2		0.9	2	0

**Remark:**

1. For Test Items, Main Ant. means Tx0 and Sub Ant. means Tx1.
2. After preliminary scan, the main antenna Ant 0 for Low band and main antenna Ant 2 for Mid/high band are selected as the worst mode to be reported for conducted test.

EUT Information List	
S/N	Performed Test Item
3B181FDAP00055	Conducted Measurement ERP/EIRP
3B131FDAP0006Y	Radiated Spurious Emission

## 1.2 Modification of EUT

No modifications made to the EUT during the testing.



### 1.3 Testing Location

<b>Test Site</b>	Sporton International Inc. EMC & Wireless Communications Laboratory	
<b>Test Site Location</b>	No.52, Huaya 1st Rd., Guishan Dist., Taoyuan City 333, Taiwan (R.O.C.) TEL: +886-3-327-3456 FAX: +886-3-328-4978	
<b>Test Site No.</b>	<b>Sporton Site No.</b>	
	TH03-HY	03CH07-HY
<b>Test Engineer</b>	Eric Wu	Jesse Wang, Stan Hsieh and Ken Wu
<b>Temperature (°C)</b>	20.7~22.7	17.2~25.2
<b>Relative Humidity (%)</b>	39~41	47~68.3

**Note:** The test site complies with ANSI C63.4 2014 requirement.

FCC Designation No.: TW1190

### 1.4 Applicable Standards

According to the specifications declared by the manufacturer, the EUT must comply with the requirements of the following standards:

- ♦ ANSI C63.26-2015
- ♦ ANSI / TIA-603-E
- ♦ FCC 47 CFR Part 2, 22(H), 24(E), 27(L)
- ♦ FCC KDB 971168 D01 Power Meas. License Digital Systems v03r01
- ♦ FCC KDB 412172 D01 Determining ERP and EIRP v01r01
- ♦ FCC KDB 414788 D01 Radiated Test Site v01r01

**Remark:**

1. All the test items were validated and recorded in accordance with the standards without any modification during the testing.
2. The TAF code is not including all the FCC KDB listed without accreditation.



## 2 Test Configuration of Equipment Under Test

### 2.1 Test Mode

Antenna port conducted and radiated test items were performed according to KDB 971168 D01 Power Meas. License Digital Systems v03r01 with maximum output power.

For radiated measurement, the measured emission level of the EUT was maximized by rotating the EUT on a turntable, adjusting the orientation of the EUT and EUT antenna in three orthogonal axis (X: flat, Y: portrait, Z: landscape) and accessory (Adapter or Earphone), and adjusting the measurement antenna orientation, following C63.26 exploratory test procedures and find X Plane with Adapter as worst plane.

Radiated emissions were investigated as following frequency range:

1. 30 MHz to 9000 MHz for GSM850 and WCDMA Band V
2. 30 MHz to 18000 MHz for WCDMA Band IV
3. 30 MHz to 19100 MHz for GSM1900 and WCDMA Band II

All modes, data rates and positions were investigated.

Test modes are chosen to be reported as the worst case configuration below:

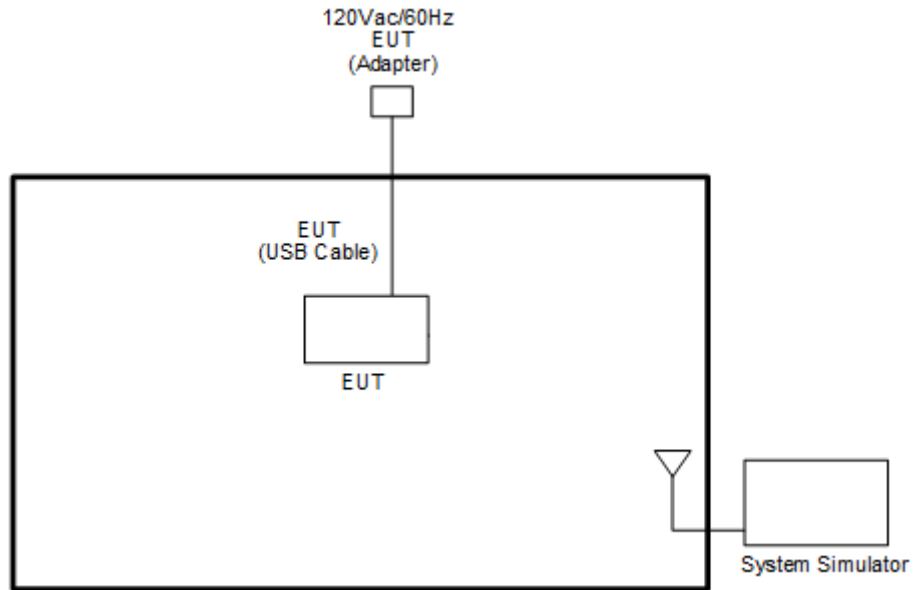
Test Modes		
Band	Radiated TCs	Conducted TCs
GSM850	<ul style="list-style-type: none"> <li>■ GPRS Class 8 Link</li> <li>■ EDGE Class 8 Link</li> </ul>	<ul style="list-style-type: none"> <li>■ GPRS Class 8 Link</li> <li>■ EDGE Class 8 Link</li> </ul>
GSM1900	<ul style="list-style-type: none"> <li>■ GPRS Class 8 Link</li> <li>■ EDGE Class 8 Link</li> </ul>	<ul style="list-style-type: none"> <li>■ GPRS Class 8 Link</li> <li>■ EDGE Class 8 Link</li> </ul>
WCDMA Band V	<ul style="list-style-type: none"> <li>■ RMC 12.2Kbps Link</li> </ul>	<ul style="list-style-type: none"> <li>■ RMC 12.2Kbps Link</li> </ul>
WCDMA Band II	<ul style="list-style-type: none"> <li>■ RMC 12.2Kbps Link</li> </ul>	<ul style="list-style-type: none"> <li>■ RMC 12.2Kbps Link</li> </ul>
WCDMA Band IV	<ul style="list-style-type: none"> <li>■ RMC 12.2Kbps Link</li> </ul>	<ul style="list-style-type: none"> <li>■ RMC 12.2Kbps Link</li> </ul>

**Remark:** All the radiated test cases were performed with AC Adapter 1 and USB Cable 2.

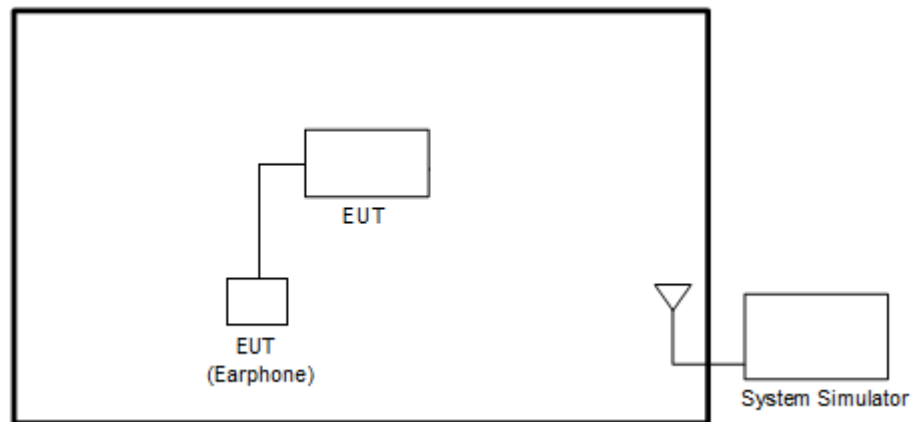


## 2.2 Connection Diagram of Test System

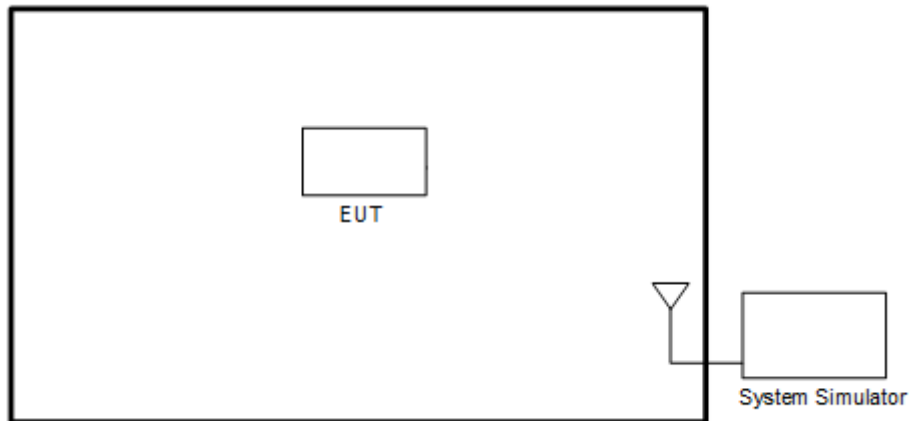
<EUT with Adapter>



<EUT with Earphone>



<EUT without Accessory>



### 2.3 Support Unit used in test configuration

Item	Equipment	Brand Name	Model No.	FCC ID	Data Cable	Power Cord
1.	System Simulator	Anritsu	MT8821C	N/A	N/A	Unshielded, 1.8 m
2.	System Simulator	R&S	CMU 200	N/A	N/A	Unshielded, 1.8 m

### 2.4 Measurement Results Explanation Example

**For all conducted test items:**

The offset level is set in the spectrum analyzer to compensate the RF cable loss and attenuator factor between RF conducted output port and spectrum analyzer. With the offset compensation, the spectrum analyzer reading level will be exactly the RF output level.

The spectrum analyzer offset is derived from RF cable loss and attenuator factor.

Offset = RF cable loss + attenuator factor.

The following shows an offset computation example with RF cable loss 4.2 dB and a 10 dB attenuator.

Example:

$$\begin{aligned} \text{Offset(dB)} &= \text{RF cable loss(dB)} + \text{attenuator factor(dB)}. \\ &= 4.2 + 10 = 14.2 \text{ (dB)} \end{aligned}$$



## 2.5 Frequency List of Low/Middle/High Channels

Frequency List				
Band	Channel/Frequency(MHz)	Lowest	Middle	Highest
GSM850	Channel	128	189	251
	Frequency	824.2	836.4	848.8
WCDMA Band V	Channel	4132	4182	4233
	Frequency	826.4	836.4	846.6
GSM1900	Channel	512	661	810
	Frequency	1850.2	1880.0	1909.8
WCDMA Band II	Channel	9262	9400	9538
	Frequency	1852.4	1880.0	1907.6
WCDMA Band IV	Channel	1312	1413	1513
	Frequency	1712.4	1732.6	1752.6

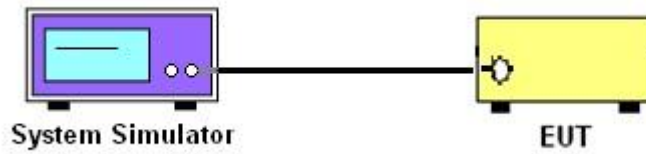
### 3 Conducted Test Result

#### 3.1 Measuring Instruments

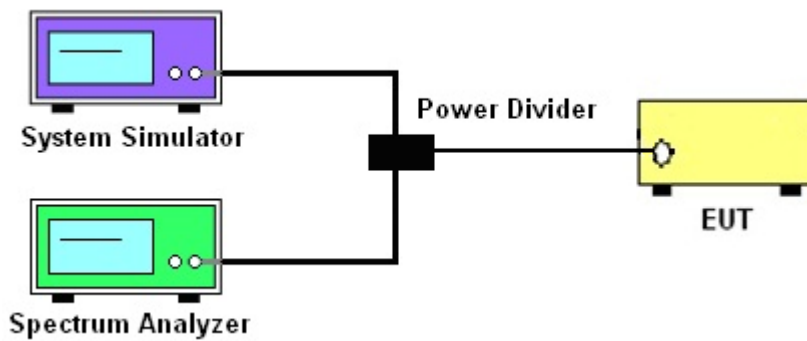
Please refer to the measuring equipment list in this test report.

##### 3.1.1 Test Setup

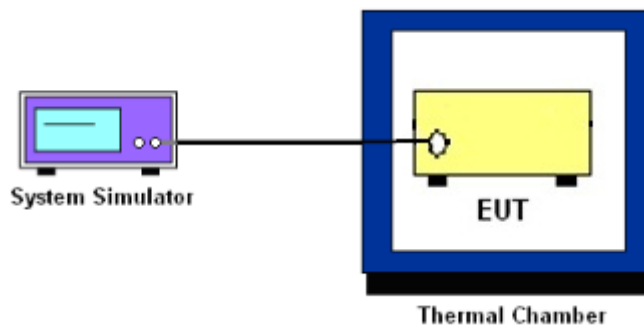
##### 3.1.2 Conducted Output Power



##### 3.1.3 Peak-to-Average Ratio, Occupied Bandwidth, Conducted Band-Edge and Conducted Spurious Emission



##### 3.1.4 Frequency Stability



##### 3.1.5 Test Result of Conducted Test

Please refer to Appendix A.



## 3.2 Conducted Output Power and ERP/EIRP

### 3.2.1 Description of the Conducted Output Power and ERP/EIRP

A system simulator was used to establish communication with the EUT. Its parameters were set to enforce EUT transmitting at the maximum power. The measured power in the radio frequency on the transmitter output terminals shall be reported.

The ERP of mobile transmitters must not exceed 7 Watts for GSM850 and WCDMA Band V

The EIRP of mobile transmitters must not exceed 2 Watts for GSM1900 and WCDMA Band II

The EIRP of mobile transmitters must not exceed 1 Watts for WCDMA Band IV

According to KDB 412172 D01 Power Approach,

$EIRP = P_T + G_T - L_C$ ,  $ERP = EIRP - 2.15$ , where

$P_T$  = transmitter output power in dBm

$G_T$  = gain of the transmitting antenna in dBi

$L_C$  = signal attenuation in the connecting cable between the transmitter and antenna in dB

### 3.2.2 Test Procedures

1. The transmitter output port is connected to the system simulator.
2. Set EUT at maximum power through system simulator.
3. Select the lowest, middle, and the highest channels for each band and different modulation.
4. Measure the maximum burst average power for GSM and maximum average power for other modulation signal.



### **3.3 Peak-to-Average Ratio**

#### **3.3.1 Description of the PAR Measurement**

The peak-to-average ratio (PAR) of the transmission may not exceed 13 dB.

#### **3.3.2 Test Procedures**

The testing follows ANSI C63.26-2015 Section 5.2.6

1. The EUT is connected to spectrum analyzer and system simulator via a power divider.
2. Set EUT to transmit at maximum output power.
3. When the duty cycle is less than 98%, then signal gating will be implemented on the spectrum analyzer by triggering from the system simulator.
4. Set the CCDF (Complementary Cumulative Distribution Function) option of the spectrum analyzer.
5. Record the maximum PAPR level associated with a probability of 0.1%.



## 3.4 99% Occupied Bandwidth and 26dB Bandwidth Measurement

### 3.4.1 Description of 99% Occupied Bandwidth and 26dB Bandwidth Measurement

The occupied bandwidth is the width of a frequency band such that, below the lower and above the upper frequency limits, the mean powers emitted are each equal to a specified percentage 0.5% of the total mean transmitted power.

The 26 dB emission bandwidth is defined as the frequency range between two points, one above and one below the carrier frequency, at which the spectral density of the emission is attenuated 26 dB below the maximum in-band spectral density of the modulated signal. Spectral density (power per unit bandwidth) is to be measured with a detector of resolution bandwidth equal to approximately 1.0% of the emission bandwidth.

### 3.4.2 Test Procedures

The testing follows ANSI C63.26-2015 Section 5.4.3 (26dB) and Section 5.4.4 (99OB)

1. The EUT is connected to spectrum analyzer and system simulator via a power divider.
2. The spectrum analyzer center frequency is set to the nominal EUT channel center frequency. The span range for the spectrum analyzer shall be between two and five times the anticipated OBW.
3. The nominal resolution bandwidth (RBW) shall be in the range of 1 to 5 % of the anticipated OBW, and the VBW shall be at least 3 times the RBW.
4. Set the detection mode to peak, and the trace mode to max hold.
5. Determine the reference value: Set the EUT to transmit a modulated signal. Allow the trace to stabilize. Set the spectrum analyzer marker to the highest level of the displayed trace.  
(This is the reference value)
6. Determine the “-26 dB down amplitude” as equal to (Reference Value – X).
7. Place two markers, one at the lowest and the other at the highest frequency of the envelope of the spectral display such that each marker is at or slightly below the “-X dB down amplitude” determined in step 6. If a marker is below this “-X dB down amplitude” value it shall be placed as close as possible to this value. The OBW is the positive frequency difference between the two markers.
8. Use the 99 % power bandwidth function of the spectrum analyzer and report the measured bandwidth.



## **3.5 Conducted Band Edge**

### **3.5.1 Description of Conducted Band Edge Measurement**

The power of any emission outside of the authorized operating frequency ranges must be lower than the transmitter power (P) by a factor of at least  $43 + 10 \log (P)$  dB.

### **3.5.2 Test Procedures**

The testing follows FCC KDB 971168 D01 v03r01 Section 6.1.

1. The EUT is connected to the spectrum analyzer and system simulator via a power divider.
2. The RF output of EUT is connected to the spectrum analyzer by an RF cable and attenuator. The path loss is compensated to the results for each measurement.
3. The band edges of low and high channels for the highest RF powers are measured.
4. The RF fundamental frequency shall be excluded against the limit line in the operating frequency band.
5. The limit line is derived from  $43 + 10\log(P)$  dB below the transmitter power P(Watts)





## **3.6 Conducted Spurious Emission**

### **3.6.1 Description of Conducted Spurious Emission Measurement**

The power of any emission outside of the authorized operating frequency ranges must be lower than the transmitter power (P) by a factor of at least  $43 + 10 \log (P)$  dB.

It is measured by means of a calibrated spectrum analyzer and scanned from 30 MHz up to a frequency including its 10<sup>th</sup> harmonic.

### **3.6.2 Test Procedures**

The testing follows FCC KDB 971168 D01 v03r01 Section 6.1.

1. The EUT is connected to the spectrum analyzer and system simulator via a power divider.
2. The RF output of EUT is connected to the spectrum analyzer by an RF cable and attenuator. The path loss is compensated to the results for each measurement.
3. The middle channel for the highest RF power within the transmitting frequency is measured.
4. The conducted spurious emission for the whole frequency range is taken.
5. The RF fundamental frequency shall be excluded against the limit line in the operating frequency band.
6. The limit line is derived from  $43 + 10\log(P)$  dB below the transmitter power P(Watts)



### 3.7 Frequency Stability

#### 3.7.1 Description of Frequency Stability Measurement

22.355

The frequency stability shall be measured by variation of ambient temperature and variation of primary supply voltage to ensure that the fundamental emission stays within the authorized frequency block. The frequency stability of the transmitter shall be maintained within  $\pm 0.00025\%$  ( $\pm 2.5\text{ppm}$ ) of the center frequency.

24.235 & 27.54

The frequency stability shall be sufficient to ensure that the fundamental emission stays within the authorized frequency block.

#### 3.7.2 Test Procedures for Temperature Variation

The testing follows FCC KDB 971168 D01 v03r01 Section 9.0.

1. The EUT is set up in the thermal chamber and connected with the system simulator.
2. With power OFF, the temperature is decreased to  $-30^{\circ}\text{C}$  and the EUT is stabilized before testing. Power is applied and the maximum change in frequency is recorded within one minute.
3. With power OFF, the temperature is raised in  $10^{\circ}\text{C}$  steps up to  $50^{\circ}\text{C}$ . The EUT is stabilized at each step for at least half an hour. Power is applied and the maximum frequency change is recorded within one minute.

#### 3.7.3 Test Procedures for Voltage Variation

The testing follows FCC KDB 971168 D01 v03r01 Section 9.0.

1. The EUT is placed in a temperature chamber at  $20\pm 5^{\circ}\text{C}$  and connected with the system simulator.
2. The power supply voltage to the EUT is varied from 85% to 115% of the nominal value measured at the input to the EUT.
3. The variation in frequency is measured for the worst case.

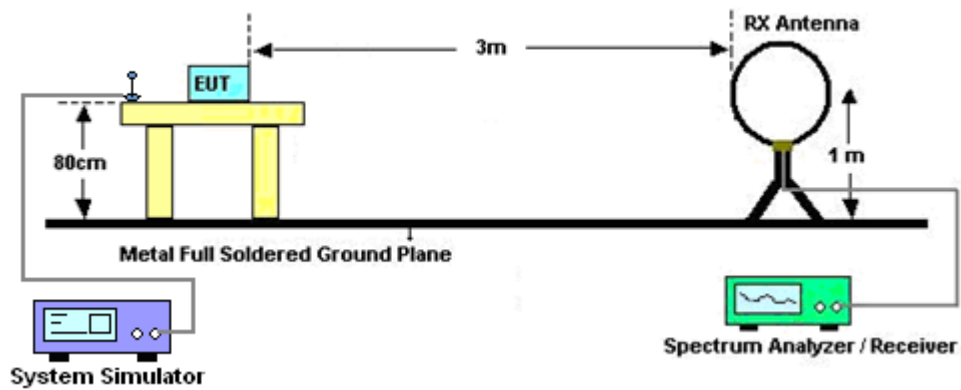
## 4 Radiated Test Items

### 4.1 Measuring Instruments

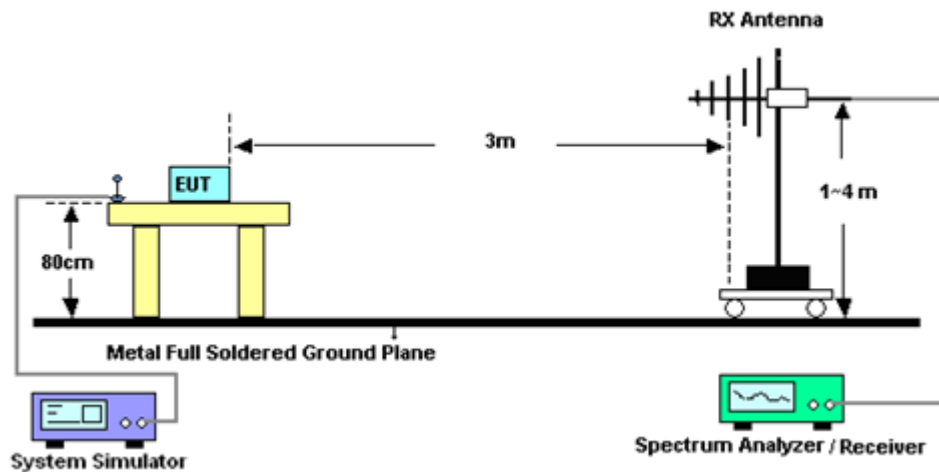
Please refer to the measuring equipment list in this test report.

### 4.2 Test Setup

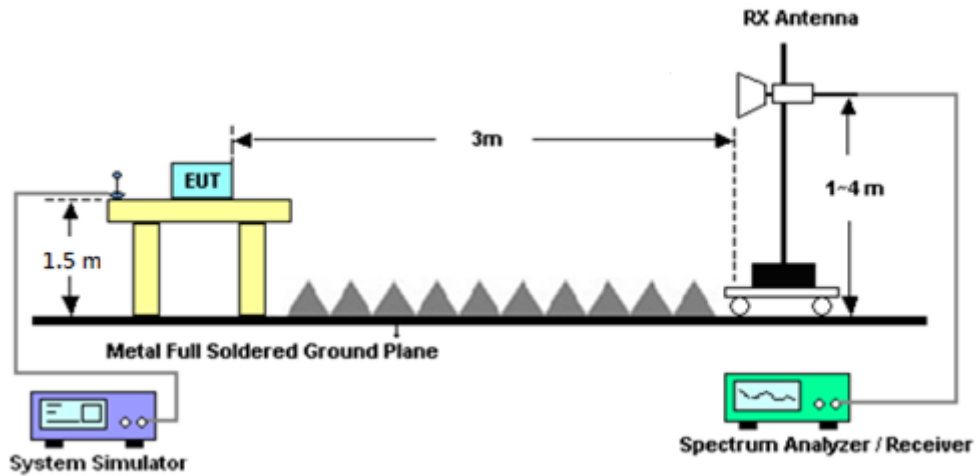
For radiated test below 30MHz



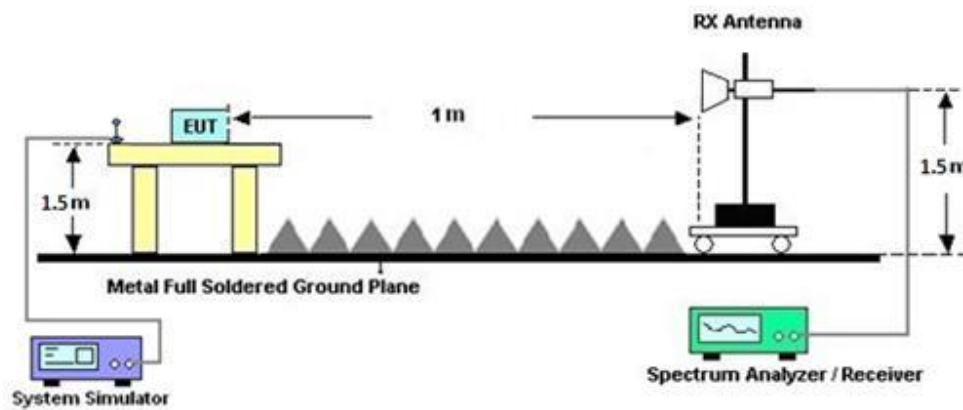
For radiated test from 30MHz to 1GHz



For radiated test from 1GHz to 18GHz



For radiated test above 18GHz



### 4.3 Test Result of Radiated Test

Please refer to Appendix B.

**Note:**

The low frequency, which starts from 9 kHz to 30 MHz, is pre-scanned and the result which is 20 dB lower than the limit line is not reported.

There is adequate comparison measurement of both open-field test site and alternative test site - semi-Anechoic chamber according to 414788 D01 Radiated Test Site v01r01, and the result came out very similar.



## 4.4 Field Strength of Spurious Radiation Measurement

### 4.4.1 Description of Field Strength of Spurious Radiated Measurement

The power of any emission outside of the authorized operating frequency ranges must be attenuated below the transmitter power (P) by a factor of at least  $43 + 10 \log (P)$  dB. The spectrum is scanned from 30 MHz up to a frequency including its 10th harmonic.

### 4.4.2 Test Procedures

The testing follows FCC KDB 971168 D01 v03r01 Section 7 and ANSI C63.26-2015 section 5.5.4 Radiated measurement using the field strength method.

1. The EUT is placed on a rotatable wooden table 0.8 meters for frequency below 1 GHz and 1.5 meter for frequency above 1 GHz above the ground.
2. The EUT is set 3 meters away from the receiving antenna, which is mounted on the antenna tower.
3. The table is rotated 360 degrees to determine the position of the highest spurious emission.
4. The height of the receiving antenna is varied between one meter and four meters to search for the maximum spurious emission for both horizontal and vertical polarizations.
5. Make the measurement with the spectrum analyzer's RBW = 1 MHz, VBW = 3 MHz, taking record of maximum spurious emission.
6. To convert spectrum reading E(dBuV/m) to EIRP(dBm)  
 $EIRP(dBm) = Level (dBuV/m) + 20\log(d) - 104.77$ , where d is the distance at which field strength limit is specified in the rules
7. Field Strength Level (dBm) = Spectrum Reading (dBm) + Antenna Factor + Cable Loss + Read Level - Preamp Factor.
8. ERP (dBm) = EIRP (dBm) - 2.15
9. The RF fundamental frequency shall be excluded against the limit line in the operating frequency band.



## 5 List of Measuring Equipment

Instrument	Brand Name	Model No.	Serial No.	Characteristics	Calibration Date	Test Date	Due Date	Remark
Bilog Antenna	TESEQ	CBL 6111D & 00800N1D01N-06	35419 & 03	30MHz~1GHz	Apr. 23, 2023	Jan. 12, 2024~ Feb. 15, 2024	Apr. 22, 2024	Radiation (03CH07-HY)
Double Ridge Horn Antenna	ESCO	3117	00075962	1GHz ~ 18GHz	Nov. 27, 2023	Jan. 12, 2024~ Feb. 15, 2024	Nov. 26, 2024	Radiation (03CH07-HY)
Loop Antenna	Rohde & Schwarz	HFH2-Z2	100315	9 kHz~30 MHz	Feb. 28, 2023	Jan. 12, 2024~ Feb. 15, 2024	Feb. 27, 2024	Radiation (03CH07-HY)
Preamplifier	MITEQ	AMF-7D-00101 800-30-10P	1590075	1GHz~18GHz	Apr. 20, 2023	Jan. 12, 2024~ Feb. 15, 2024	Apr. 19, 2024	Radiation (03CH07-HY)
Preamplifier	COM-POWER	PA-103A	161241	10MHz~1GHz	Oct. 02, 2023	Jan. 12, 2024~ Feb. 15, 2024	Oct. 01, 2024	Radiation (03CH07-HY)
Preamplifier	Agilent	8449B	3008A02362	1GHz~26.5GHz	Mar. 24, 2023	Jan. 12, 2024~ Feb. 15, 2024	Mar. 23, 2024	Radiation (03CH07-HY)
Preamplifier	EMEC	EM18G40G	0600789	18-40GHz	Jul. 25, 2023	Jan. 12, 2024~ Feb. 15, 2024	Jul. 24, 2024	Radiation (03CH07-HY)
Spectrum Analyzer	Agilent	N9030A	MY52350276	3Hz~44GHz	Mar. 28, 2023	Jan. 12, 2024~ Feb. 15, 2024	Mar. 27, 2024	Radiation (03CH07-HY)
RF Cable	HUBER + SUHNER	SUCOFLEX 104	MY15682/4	30MHz to 18GHz	Feb. 22, 2023	Jan. 12, 2024~ Feb. 15, 2024	Feb. 21, 2024	Radiation (03CH07-HY)
RF Cable	HUBER + SUHNER	SUCOFLEX 104	MY24971/4	9kHz to 18GHz	Feb. 22, 2023	Jan. 12, 2024~ Feb. 15, 2024	Feb. 21, 2024	Radiation (03CH07-HY)
RF Cable	HUBER + SUHNER	SUCOFLEX 104	MY28655/4	9kHz to 18GHz	Feb. 22, 2023	Jan. 12, 2024~ Feb. 15, 2024	Feb. 21, 2024	Radiation (03CH07-HY)
RF Cable	HUBER + SUHNER	SUCOFLEX 126	532078/126E	30MHz~18GHz	Sep. 15, 2023	Jan. 12, 2024~ Feb. 15, 2024	Sep. 14, 2024	Radiation (03CH07-HY)
RF Cable	HUBER + SUHNER	SUCOFLEX 102	MY2858/2	18GHz~40GHz	Feb. 22, 2023	Jan. 12, 2024~ Feb. 15, 2024	Feb. 21, 2024	Radiation (03CH07-HY)
RF Cable	HUBER + SUHNER	SUCOFLEX 102	801606/2	9KHz ~ 40GHz	Apr. 20, 2023	Jan. 12, 2024~ Feb. 15, 2024	Apr. 19, 2024	Radiation (03CH07-HY)
Controller	EMEC	EM1000	N/A	Control Ant Mast	N/A	Jan. 12, 2024~ Feb. 15, 2024	N/A	Radiation (03CH07-HY)
Controller	MF	MF-7802	N/A	Control Turn table	N/A	Jan. 12, 2024~ Feb. 15, 2024	N/A	Radiation (03CH07-HY)
Antenna Mast	EMEC	AM-BS-4500E	N/A	Boresight mast 1M~4M	N/A	Jan. 12, 2024~ Feb. 15, 2024	N/A	Radiation (03CH07-HY)
Turn Table	ChainTek	Chaintek 3000	N/A	0~360 Degree	N/A	Jan. 12, 2024~ Feb. 15, 2024	N/A	Radiation (03CH07-HY)
Software	Audix	E3	N/A	N/A	N/A	Jan. 12, 2024~ Feb. 15, 2024	N/A	Radiation (03CH07-HY)
USB Data Logger	TECPEL	TR-32	HE17XB2495	N/A	Mar. 14, 2023	Jan. 12, 2024~ Feb. 15, 2024	Mar. 13, 2024	Radiation (03CH07-HY)
EMI Test Receiver	Agilent	N9038A(MXE)	MY53290053	20Hz~26.5GHz	Aug. 29, 2023	Jan. 12, 2024~ Feb. 15, 2024	Aug. 28, 2024	Radiation (03CH07-HY)
Horn Antenna	ETS-Lindgren	3117	00143261	1GHz~18GHz	Feb. 24, 2023	Jan. 12, 2024~ Feb. 15, 2024	Feb. 23, 2024	Radiation (03CH07-HY)



Instrument	Brand Name	Model No.	Serial No.	Characteristics	Calibration Date	Test Date	Due Date	Remark
SHF-EHF Horn Antenna	SCHWARZBECK	BBHA 9170	BBHA9170251	18GHz~40GHz	Nov. 24, 2023	Jan. 12, 2024~ Feb. 15, 2024	Nov. 23, 2024	Radiation (03CH07-HY)
SHF-EHF Horn Antenna	SCHWARZBECK	BBHA9170	00991	18GHz-40GHz	Jun. 01, 2023	Jan. 12, 2024~ Feb. 15, 2024	May 31, 2024	Radiation (03CH07-HY)
Signal Generator	Anritsu	MG3710A	6261943042	2G / 3G / LTE / 5G FR1	May 25, 2023	Jan. 12, 2024~ Feb. 15, 2024	May 24, 2024	Radiation (03CH07-HY)
Spectrum Analyzer	Rohde & Schwarz	FSP30	101329	9kHz~30GHz	Sep. 20, 2023	Feb. 02, 2024~ Feb. 26, 2024	Sep. 19, 2024	Conducted (TH03-HY)
Programmable Power Supply	GW Instek	PSS-2005	EL890001	1V~20V 0.5A~4A	Sep. 12, 2023	Feb. 02, 2024~ Feb. 26, 2024	Sep. 11, 2024	Conducted (TH03-HY)
Base Station (Measure)	Rohde & Schwarz	CMU200	117995	GSM / GPRS / WCDMA / CDMA	Aug. 06, 2023	Feb. 02, 2024~ Feb. 26, 2024	Aug. 05, 2024	Conducted (TH03-HY)
Thermal Chamber	ESPEC	SU-241	92003713	-30°C ~95°C	May 17, 2023	Feb. 02, 2024~ Feb. 26, 2024	May 16, 2024	Conducted (TH03-HY)
Hygrometer	TECPEL	DTM-303A	TP201996	N/A	Nov. 07, 2023	Feb. 02, 2024~ Feb. 26, 2024	Nov. 06, 2024	Conducted (TH03-HY)



## 6 Measurement Uncertainty

### Uncertainty of Radiated Emission Measurement (30 MHz ~ 1000 MHz)

Measuring Uncertainty for a Level of Confidence of 95% ( $U = 2Uc(y)$ )	3.46 dB
---	---------

### Uncertainty of Radiated Emission Measurement (1 GHz ~ 18 GHz)

Measuring Uncertainty for a Level of Confidence of 95% ( $U = 2Uc(y)$ )	3.33 dB
---	---------

### Uncertainty of Radiated Emission Measurement (18 GHz ~ 40 GHz)

Measuring Uncertainty for a Level of Confidence of 95% ( $U = 2Uc(y)$ )	3.91 dB
---	---------





## Appendix A. Test Results of Conducted Test

### Conducted Output Power(Average power) & ERP / EIRP

<Tx0>

GSM850 Maximum Average Power [dBm] (GT - LC = -1.4 dB)					
Channel	128	189	251	ERP (dBm)	ERP (W)
Frequency	824.2	836.4	848.8		
GSM	31.66	32.06	32.33	29.76	0.9462
GPRS class 8	31.69	32.08	32.41		
GPRS class 10	30.79	30.64	30.75		
GPRS class 11	29.55	29.74	29.50		
GPRS class 12	28.77	28.93	29.34		
EGPRS class 8	25.80	26.01	26.36	23.71	0.2350
EGPRS class 10	24.92	25.24	25.60		
EGPRS class 11	24.01	24.27	24.65		
EGPRS class 12	22.88	22.87	22.78		
Limit	ERP < 7W			Result	Pass

GSM1900 Maximum Average Power [dBm] (GT - LC = -0.5 dB)					
Channel	512	661	810	EIRP (dBm)	EIRP (W)
Frequency	1850.2	1880	1909.8		
GSM	29.25	29.40	29.51	28.14	0.6516
GPRS class 8	29.32	29.45	29.54		
GPRS class 10	27.85	27.91	28.03		
GPRS class 11	27.38	27.42	27.36		
GPRS class 12	26.17	26.02	25.91		
EGPRS class 8	25.07	25.27	25.45	24.05	0.2541
EGPRS class 10	24.08	23.99	24.16		
EGPRS class 11	23.20	22.69	22.82		
EGPRS class 12	22.23	21.83	21.84		
Limit	EIRP < 2W			Result	Pass



WCDMA Band V Maximum Average Power [dBm] (GT - LC = -1.4 dB)							
Channel	4132	4182	4233	ERP (dBm)	ERP (W)		
Frequency	826.4	836.4	846.6				
RMC 12.2K	24.48	24.51	24.41	21.86	0.1535		
HSDPA Subtest-1	24.50	24.49	24.46				
HSDPA Subtest-2	24.47	24.44	24.36				
HSDPA Subtest-3	24.17	24.10	24.03				
HSDPA Subtest-4	23.24	23.18	23.12				
HSUPA Subtest-1	23.68	23.49	23.45				
HSUPA Subtest-2	21.26	21.15	21.07				
HSUPA Subtest-3	23.66	23.49	23.43				
HSUPA Subtest-4	21.29	21.17	21.06				
HSUPA Subtest-5	24.50	24.50	24.40				
Limit	ERP < 7W					Result	Pass

WCDMA Band II Maximum Average Power [dBm] (GT - LC = -0.5 dB)							
Channel	9262	9400	9538	EIRP (dBm)	EIRP (W)		
Frequency	1852.4	1880	1907.6				
RMC 12.2K	24.04	24.11	24.09	22.71	0.1866		
HSDPA Subtest-1	24.06	24.08	24.04				
HSDPA Subtest-2	24.03	24.08	24.07				
HSDPA Subtest-3	24.02	24.04	23.85				
HSDPA Subtest-4	23.01	23.04	22.86				
HSUPA Subtest-1	23.60	23.42	23.40				
HSUPA Subtest-2	21.24	21.13	21.03				
HSUPA Subtest-3	23.61	23.39	23.39				
HSUPA Subtest-4	21.27	21.16	21.00				
HSUPA Subtest-5	24.04	24.06	24.06				
Limit	EIRP < 2W					Result	Pass

WCDMA Band IV Maximum Average Power [dBm] (GT - LC = 0.9 dB)							
Channel	1312	1413	1513	EIRP (dBm)	EIRP (W)		
Frequency	1712.4	1732.6	1752.6				
RMC 12.2K	24.27	24.32	24.30	23.82	0.2410		
HSDPA Subtest-1	24.14	24.30	24.31				
HSDPA Subtest-2	24.16	24.30	24.15				
HSDPA Subtest-3	23.98	24.18	24.01				
HSDPA Subtest-4	22.99	23.17	22.97				
HSUPA Subtest-1	23.55	23.36	23.27				
HSUPA Subtest-2	21.15	20.99	20.89				
HSUPA Subtest-3	23.51	23.29	23.29				
HSUPA Subtest-4	21.14	20.97	20.87				
HSUPA Subtest-5	24.30	24.32	24.20				
Limit	EIRP < 1W					Result	Pass



<Tx1>

GSM850 Maximum Average Power [dBm] (GT - LC = -4.5 dB)					
Channel	128	189	251	ERP (dBm)	ERP (W)
Frequency	824.2	836.4	848.8		
GSM	32.22	32.06	32.15	29.14	0.8204
GPRS class 8	32.29	32.13	32.19		
GPRS class 10	31.15	30.62	30.82		
GPRS class 11	31.22	30.49	30.48		
GPRS class 12	29.11	29.12	29.09		
EGPRS class 8	26.20	26.23	26.12	23.08	0.2032
EGPRS class 10	25.38	25.45	25.51		
EGPRS class 11	24.32	24.19	23.88		
EGPRS class 12	23.12	22.98	22.80		
Limit	ERP < 7W			Result	Pass

GSM1900 Maximum Average Power [dBm] (GT - LC = -1 dB)					
Channel	512	661	810	EIRP (dBm)	EIRP (W)
Frequency	1850.2	1880	1909.8		
GSM	29.22	29.54	29.51	25.18	0.3296
GPRS class 8	29.32	29.68	29.68		
GPRS class 10	28.03	28.17	28.22		
GPRS class 11	27.63	27.74	27.80		
GPRS class 12	26.54	26.33	26.48		
EGPRS class 8	25.41	25.73	25.83	21.33	0.1358
EGPRS class 10	24.64	24.35	24.35		
EGPRS class 11	23.49	23.17	23.09		
EGPRS class 12	22.21	22.33	22.29		
Limit	EIRP < 2W			Result	Pass



WCDMA Band V Maximum Average Power [dBm] (GT - LC = -4.5 dB)							
Channel	4132	4182	4233	ERP (dBm)	ERP (W)		
Frequency	826.4	836.4	846.6				
RMC 12.2K	23.87	23.91	23.83	20.76	0.1191		
HSDPA Subtest-1	23.85	23.87	23.80				
HSDPA Subtest-2	23.88	23.89	23.77				
HSDPA Subtest-3	23.89	23.90	23.80				
HSDPA Subtest-4	23.42	23.52	23.35				
HSUPA Subtest-1	22.87	22.83	22.65				
HSUPA Subtest-2	21.89	21.96	21.73				
HSUPA Subtest-3	22.76	22.82	22.66				
HSUPA Subtest-4	21.92	21.96	22.84				
HSUPA Subtest-5	23.80	23.90	23.80				
Limit	ERP < 7W					Result	Pass

WCDMA Band II Maximum Average Power [dBm] (GT - LC = -1 dB)							
Channel	9262	9400	9538	EIRP (dBm)	EIRP (W)		
Frequency	1852.4	1880	1907.6				
RMC 12.2K	24.36	24.40	24.30	19.90	0.0977		
HSDPA Subtest-1	24.25	24.21	24.28				
HSDPA Subtest-2	24.26	24.25	24.26				
HSDPA Subtest-3	24.21	24.24	24.22				
HSDPA Subtest-4	24.22	24.27	24.29				
HSUPA Subtest-1	23.33	23.44	23.33				
HSUPA Subtest-2	23.31	23.26	23.28				
HSUPA Subtest-3	23.27	23.02	22.95				
HSUPA Subtest-4	23.33	23.47	23.44				
HSUPA Subtest-5	24.20	24.20	24.20				
Limit	EIRP < 2W					Result	Pass

WCDMA Band IV Maximum Average Power [dBm] (GT - LC = -0.2 dB)							
Channel	1312	1413	1513	EIRP (dBm)	EIRP (W)		
Frequency	1712.4	1732.6	1752.6				
RMC 12.2K	24.62	24.67	24.66	23.67	0.2328		
HSDPA Subtest-1	24.31	24.43	24.50				
HSDPA Subtest-2	24.26	24.39	24.51				
HSDPA Subtest-3	24.31	24.46	24.44				
HSDPA Subtest-4	24.24	24.45	24.44				
HSUPA Subtest-1	23.52	23.51	23.61				
HSUPA Subtest-2	23.54	23.48	23.63				
HSUPA Subtest-3	23.58	23.55	23.65				
HSUPA Subtest-4	23.49	23.53	23.63				
HSUPA Subtest-5	24.40	24.50	24.60				
Limit	EIRP < 1W					Result	Pass



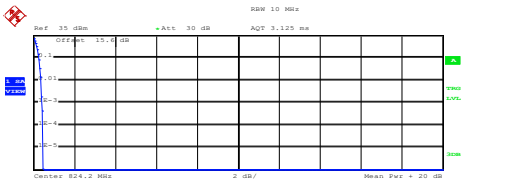
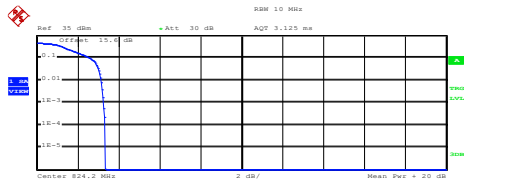

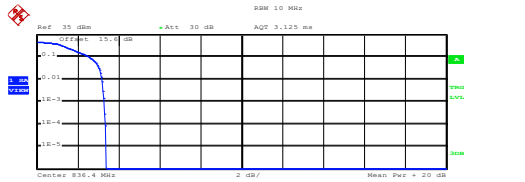
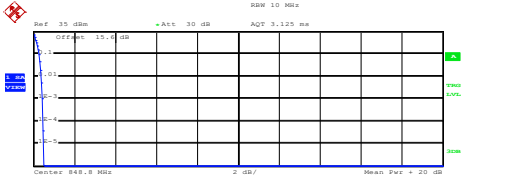
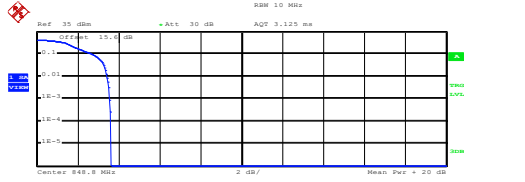
## A2. GSM

### Peak-to-Average Ratio

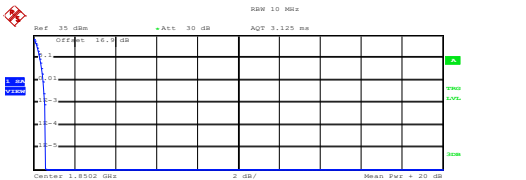
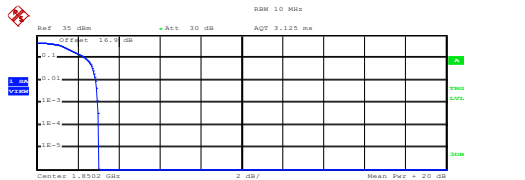
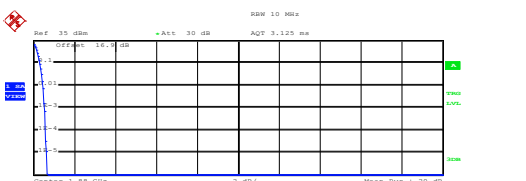
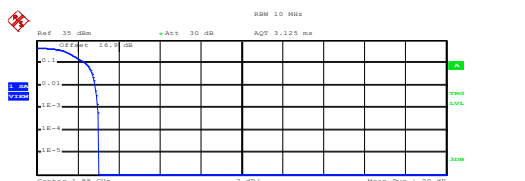
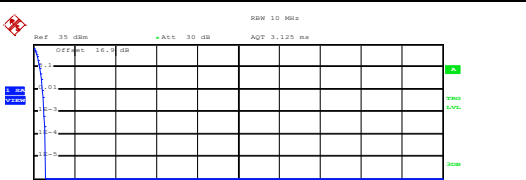
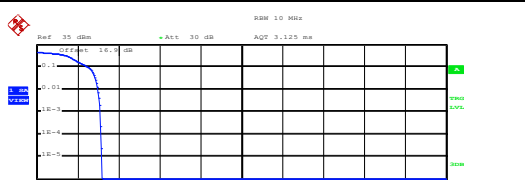
Mode	GSM850		Limit: 13dB
Mod.	GPRS class 8	EDGE class 8	Result
Lowest CH	0.44	3.28	PASS
Middle CH	0.44	3.28	
Highest CH	0.44	3.56	

Mode	GSM1900		Limit: 13dB
Mod.	GPRS class 8	EDGE class 8	Result
Lowest CH	0.56	2.96	PASS
Middle CH	0.56	3.00	
Highest CH	0.52	3.12	



GSM850 (GPRS class 8)	GSM850 (EDGE class 8)																
Lowest Channel	Lowest Channel																
 <p>Ref: 35 dBm, Att: 30 dB, AQT: 3.125 ms, Mean Pwr: +20 dB</p> <p>Center: 824.2 MHz, 2 dB/</p> <p>Complementary Cumulative Distribution Function (100000 samples) Trace 1 Mean: 32.47 dBm Peak: 32.92 dBm Crest: 0.45 dB</p> <table border="1"> <tr><td>10 %</td><td>0.28 dB</td></tr> <tr><td>1 %</td><td>0.36 dB</td></tr> <tr><td>.1 %</td><td>0.44 dB</td></tr> <tr><td>.01 %</td><td>0.48 dB</td></tr> </table> <p>Date: 26.FEB.2024 10:22:03</p>	10 %	0.28 dB	1 %	0.36 dB	.1 %	0.44 dB	.01 %	0.48 dB	 <p>Ref: 35 dBm, Att: 30 dB, AQT: 3.125 ms, Mean Pwr: +20 dB</p> <p>Center: 824.2 MHz, 2 dB/</p> <p>Complementary Cumulative Distribution Function (100000 samples) Trace 1 Mean: 26.75 dBm Peak: 30.10 dBm Crest: 3.35 dB</p> <table border="1"> <tr><td>10 %</td><td>2.60 dB</td></tr> <tr><td>1 %</td><td>3.16 dB</td></tr> <tr><td>.1 %</td><td>3.28 dB</td></tr> <tr><td>.01 %</td><td>3.36 dB</td></tr> </table> <p>Date: 26.FEB.2024 11:45:14</p>	10 %	2.60 dB	1 %	3.16 dB	.1 %	3.28 dB	.01 %	3.36 dB
10 %	0.28 dB																
1 %	0.36 dB																
.1 %	0.44 dB																
.01 %	0.48 dB																
10 %	2.60 dB																
1 %	3.16 dB																
.1 %	3.28 dB																
.01 %	3.36 dB																
Middle Channel	Middle Channel																
 <p>Ref: 35 dBm, Att: 30 dB, AQT: 3.125 ms, Mean Pwr: +20 dB</p> <p>Center: 836.4 MHz, 2 dB/</p> <p>Complementary Cumulative Distribution Function (100000 samples) Trace 1 Mean: 32.42 dBm Peak: 32.92 dBm Crest: 0.50 dB</p> <table border="1"> <tr><td>10 %</td><td>0.28 dB</td></tr> <tr><td>1 %</td><td>0.40 dB</td></tr> <tr><td>.1 %</td><td>0.44 dB</td></tr> <tr><td>.01 %</td><td>0.52 dB</td></tr> </table> <p>Date: 26.FEB.2024 10:22:22</p>	10 %	0.28 dB	1 %	0.40 dB	.1 %	0.44 dB	.01 %	0.52 dB	 <p>Ref: 35 dBm, Att: 30 dB, AQT: 3.125 ms, Mean Pwr: +20 dB</p> <p>Center: 836.4 MHz, 2 dB/</p> <p>Complementary Cumulative Distribution Function (100000 samples) Trace 1 Mean: 26.66 dBm Peak: 30.03 dBm Crest: 3.37 dB</p> <table border="1"> <tr><td>10 %</td><td>2.56 dB</td></tr> <tr><td>1 %</td><td>3.20 dB</td></tr> <tr><td>.1 %</td><td>3.28 dB</td></tr> <tr><td>.01 %</td><td>3.36 dB</td></tr> </table> <p>Date: 26.FEB.2024 11:45:32</p>	10 %	2.56 dB	1 %	3.20 dB	.1 %	3.28 dB	.01 %	3.36 dB
10 %	0.28 dB																
1 %	0.40 dB																
.1 %	0.44 dB																
.01 %	0.52 dB																
10 %	2.56 dB																
1 %	3.20 dB																
.1 %	3.28 dB																
.01 %	3.36 dB																
Highest Channel	Highest Channel																
 <p>Ref: 35 dBm, Att: 30 dB, AQT: 3.125 ms, Mean Pwr: +20 dB</p> <p>Center: 848.6 MHz, 2 dB/</p> <p>Complementary Cumulative Distribution Function (100000 samples) Trace 1 Mean: 32.44 dBm Peak: 32.92 dBm Crest: 0.48 dB</p> <table border="1"> <tr><td>10 %</td><td>0.28 dB</td></tr> <tr><td>1 %</td><td>0.40 dB</td></tr> <tr><td>.1 %</td><td>0.44 dB</td></tr> <tr><td>.01 %</td><td>0.48 dB</td></tr> </table> <p>Date: 26.FEB.2024 10:22:43</p>	10 %	0.28 dB	1 %	0.40 dB	.1 %	0.44 dB	.01 %	0.48 dB	 <p>Ref: 35 dBm, Att: 30 dB, AQT: 3.125 ms, Mean Pwr: +20 dB</p> <p>Center: 848.6 MHz, 2 dB/</p> <p>Complementary Cumulative Distribution Function (100000 samples) Trace 1 Mean: 26.33 dBm Peak: 29.96 dBm Crest: 3.63 dB</p> <table border="1"> <tr><td>10 %</td><td>2.72 dB</td></tr> <tr><td>1 %</td><td>3.44 dB</td></tr> <tr><td>.1 %</td><td>3.56 dB</td></tr> <tr><td>.01 %</td><td>3.64 dB</td></tr> </table> <p>Date: 26.FEB.2024 11:45:50</p>	10 %	2.72 dB	1 %	3.44 dB	.1 %	3.56 dB	.01 %	3.64 dB
10 %	0.28 dB																
1 %	0.40 dB																
.1 %	0.44 dB																
.01 %	0.48 dB																
10 %	2.72 dB																
1 %	3.44 dB																
.1 %	3.56 dB																
.01 %	3.64 dB																



GSM1900 (GPRS class 8)	GSM1900 (EDGE class 8)																
<p style="text-align: center;"><b>Lowest Channel</b></p>  <p>Center: 1.8502 GHz    2 dB/    Mean Pwr = 20 dB</p> <p>Complementary Cumulative Distribution Function (100000 samples)</p> <p>Trace 1</p> <p>Mean 25.98 dBm Peak 26.57 dBm Crest 0.60 dB</p> <table border="1"> <tr><td>10 %</td><td>0.32 dB</td></tr> <tr><td>1 %</td><td>0.48 dB</td></tr> <tr><td>.1 %</td><td>0.56 dB</td></tr> <tr><td>.01 %</td><td>0.60 dB</td></tr> </table> <p>Date: 26.FEB.2024 10:57:19</p>	10 %	0.32 dB	1 %	0.48 dB	.1 %	0.56 dB	.01 %	0.60 dB	<p style="text-align: center;"><b>Lowest Channel</b></p>  <p>Center: 1.8502 GHz    2 dB/    Mean Pwr = 20 dB</p> <p>Complementary Cumulative Distribution Function (100000 samples)</p> <p>Trace 1</p> <p>Mean 25.75 dBm Peak 28.76 dBm Crest 3.01 dB</p> <table border="1"> <tr><td>10 %</td><td>2.36 dB</td></tr> <tr><td>1 %</td><td>2.88 dB</td></tr> <tr><td>.1 %</td><td>2.96 dB</td></tr> <tr><td>.01 %</td><td>3.04 dB</td></tr> </table> <p>Date: 26.FEB.2024 11:25:47</p>	10 %	2.36 dB	1 %	2.88 dB	.1 %	2.96 dB	.01 %	3.04 dB
10 %	0.32 dB																
1 %	0.48 dB																
.1 %	0.56 dB																
.01 %	0.60 dB																
10 %	2.36 dB																
1 %	2.88 dB																
.1 %	2.96 dB																
.01 %	3.04 dB																
<p style="text-align: center;"><b>Middle Channel</b></p>  <p>Center: 1.88 GHz    2 dB/    Mean Pwr = 20 dB</p> <p>Complementary Cumulative Distribution Function (100000 samples)</p> <p>Trace 1</p> <p>Mean 25.84 dBm Peak 26.50 dBm Crest 0.66 dB</p> <table border="1"> <tr><td>10 %</td><td>0.32 dB</td></tr> <tr><td>1 %</td><td>0.48 dB</td></tr> <tr><td>.1 %</td><td>0.56 dB</td></tr> <tr><td>.01 %</td><td>0.60 dB</td></tr> </table> <p>Date: 26.FEB.2024 10:57:43</p>	10 %	0.32 dB	1 %	0.48 dB	.1 %	0.56 dB	.01 %	0.60 dB	<p style="text-align: center;"><b>Middle Channel</b></p>  <p>Center: 1.88 GHz    2 dB/    Mean Pwr = 20 dB</p> <p>Complementary Cumulative Distribution Function (100000 samples)</p> <p>Trace 1</p> <p>Mean 25.39 dBm Peak 28.41 dBm Crest 3.02 dB</p> <table border="1"> <tr><td>10 %</td><td>2.36 dB</td></tr> <tr><td>1 %</td><td>2.84 dB</td></tr> <tr><td>.1 %</td><td>3.00 dB</td></tr> <tr><td>.01 %</td><td>3.04 dB</td></tr> </table> <p>Date: 26.FEB.2024 11:26:05</p>	10 %	2.36 dB	1 %	2.84 dB	.1 %	3.00 dB	.01 %	3.04 dB
10 %	0.32 dB																
1 %	0.48 dB																
.1 %	0.56 dB																
.01 %	0.60 dB																
10 %	2.36 dB																
1 %	2.84 dB																
.1 %	3.00 dB																
.01 %	3.04 dB																
<p style="text-align: center;"><b>Highest Channel</b></p>  <p>Center: 1.9098 GHz    2 dB/    Mean Pwr = 20 dB</p> <p>Complementary Cumulative Distribution Function (100000 samples)</p> <p>Trace 1</p> <p>Mean 25.99 dBm Peak 26.57 dBm Crest 0.58 dB</p> <table border="1"> <tr><td>10 %</td><td>0.32 dB</td></tr> <tr><td>1 %</td><td>0.44 dB</td></tr> <tr><td>.1 %</td><td>0.52 dB</td></tr> <tr><td>.01 %</td><td>0.60 dB</td></tr> </table> <p>Date: 26.FEB.2024 10:58:01</p>	10 %	0.32 dB	1 %	0.44 dB	.1 %	0.52 dB	.01 %	0.60 dB	<p style="text-align: center;"><b>Highest Channel</b></p>  <p>Center: 1.9098 GHz    2 dB/    Mean Pwr = 20 dB</p> <p>Complementary Cumulative Distribution Function (100000 samples)</p> <p>Trace 1</p> <p>Mean 25.50 dBm Peak 28.69 dBm Crest 3.19 dB</p> <table border="1"> <tr><td>10 %</td><td>2.52 dB</td></tr> <tr><td>1 %</td><td>3.00 dB</td></tr> <tr><td>.1 %</td><td>3.12 dB</td></tr> <tr><td>.01 %</td><td>3.16 dB</td></tr> </table> <p>Date: 26.FEB.2024 11:26:22</p>	10 %	2.52 dB	1 %	3.00 dB	.1 %	3.12 dB	.01 %	3.16 dB
10 %	0.32 dB																
1 %	0.44 dB																
.1 %	0.52 dB																
.01 %	0.60 dB																
10 %	2.52 dB																
1 %	3.00 dB																
.1 %	3.12 dB																
.01 %	3.16 dB																



**26dB Bandwidth**

Mode	GSM850 : 26dB BW(MHz)	
Mod.	GPRS class 8	EDGE class 8
Lowest CH	0.317	0.318
Middle CH	0.313	0.314
Highest CH	0.310	0.315

Mode	GSM1900 : 26dB BW(MHz)	
Mod.	GPRS class 8	EDGE class 8
Lowest CH	0.320	0.313
Middle CH	0.319	0.317
Highest CH	0.314	0.317





GSM850 (GPRS class 8)	GSM850 (EDGE class 8)
<p style="text-align: center;"><b>Lowest Channel</b></p> <p>Date: 26.FEB.2024 10:08:13</p>	<p style="text-align: center;"><b>Lowest Channel</b></p> <p>Date: 26.FEB.2024 11:34:30</p>
<p style="text-align: center;"><b>Middle Channel</b></p> <p>Date: 26.FEB.2024 10:08:55</p>	<p style="text-align: center;"><b>Middle Channel</b></p> <p>Date: 26.FEB.2024 11:35:05</p>
<p style="text-align: center;"><b>Highest Channel</b></p> <p>Date: 26.FEB.2024 10:09:37</p>	<p style="text-align: center;"><b>Highest Channel</b></p> <p>Date: 26.FEB.2024 11:35:43</p>



GSM1900 (GPRS class 8)	GSM1900 (EDGE class 8)
Lowest Channel	Lowest Channel
<p>Ref 35 dBm +Att 30 dB +RSW 10 kHz +VSW 30 kHz Marker 1 [T1] 23.46 dBm SWT 10 ms 1.85021000 GHz</p> <p>dBm [1] 23.46 dBm Temp 1 [T1 not] -33.56 dBm Temp 2 [T1 not] -33.56 dBm</p> <p>Center 1.8502 GHz 100 kHz/ Span 1 MHz</p> <p>Date: 26.FEB.2024 10:46:27</p>	<p>Ref 35 dBm +Att 30 dB +RSW 10 kHz +VSW 30 kHz Marker 1 [T1] 24.20 dBm SWT 10 ms 1.85021000 GHz</p> <p>dBm [1] 24.20 dBm Temp 1 [T1 not] -33.59 dBm Temp 2 [T1 not] -33.59 dBm</p> <p>Center 1.8502 GHz 100 kHz/ Span 1 MHz</p> <p>Date: 26.FEB.2024 11:12:24</p>
Middle Channel	Middle Channel
<p>Ref 35 dBm +Att 30 dB +RSW 10 kHz +VSW 30 kHz Marker 1 [T1] 23.46 dBm SWT 10 ms 1.88000000 GHz</p> <p>dBm [1] 23.46 dBm Temp 1 [T1 not] -33.56 dBm Temp 2 [T1 not] -33.56 dBm</p> <p>Center 1.88 GHz 100 kHz/ Span 1 MHz</p> <p>Date: 26.FEB.2024 10:47:02</p>	<p>Ref 35 dBm +Att 30 dB +RSW 10 kHz +VSW 30 kHz Marker 1 [T1] 23.25 dBm SWT 10 ms 1.87998000 GHz</p> <p>dBm [1] 23.25 dBm Temp 1 [T1 not] -33.59 dBm Temp 2 [T1 not] -33.59 dBm</p> <p>Center 1.88 GHz 100 kHz/ Span 1 MHz</p> <p>Date: 26.FEB.2024 11:13:04</p>
Highest Channel	Highest Channel
<p>Ref 35 dBm +Att 30 dB +RSW 10 kHz +VSW 30 kHz Marker 1 [T1] 23.26 dBm SWT 10 ms 1.90978000 GHz</p> <p>dBm [1] 23.26 dBm Temp 1 [T1 not] -33.52 dBm Temp 2 [T1 not] -33.52 dBm</p> <p>Center 1.9098 GHz 100 kHz/ Span 1 MHz</p> <p>Date: 26.FEB.2024 10:47:41</p>	<p>Ref 35 dBm +Att 30 dB +RSW 10 kHz +VSW 30 kHz Marker 1 [T1] 22.83 dBm SWT 10 ms 1.909761000 GHz</p> <p>dBm [1] 22.83 dBm Temp 1 [T1 not] -33.22 dBm Temp 2 [T1 not] -33.22 dBm</p> <p>Center 1.9098 GHz 100 kHz/ Span 1 MHz</p> <p>Date: 26.FEB.2024 11:13:41</p>



### Occupied Bandwidth

Mode	GSM850 : 99%OBW(MHz)	
Mod.	GPRS class 8	EDGE class 8
Lowest CH	0.247	0.248
Middle CH	0.242	0.245
Highest CH	0.248	0.247

Mode	GSM1900 : 99%OBW(MHz)	
Mod.	GPRS class 8	EDGE class 8
Lowest CH	0.244	0.253
Middle CH	0.246	0.246
Highest CH	0.247	0.247



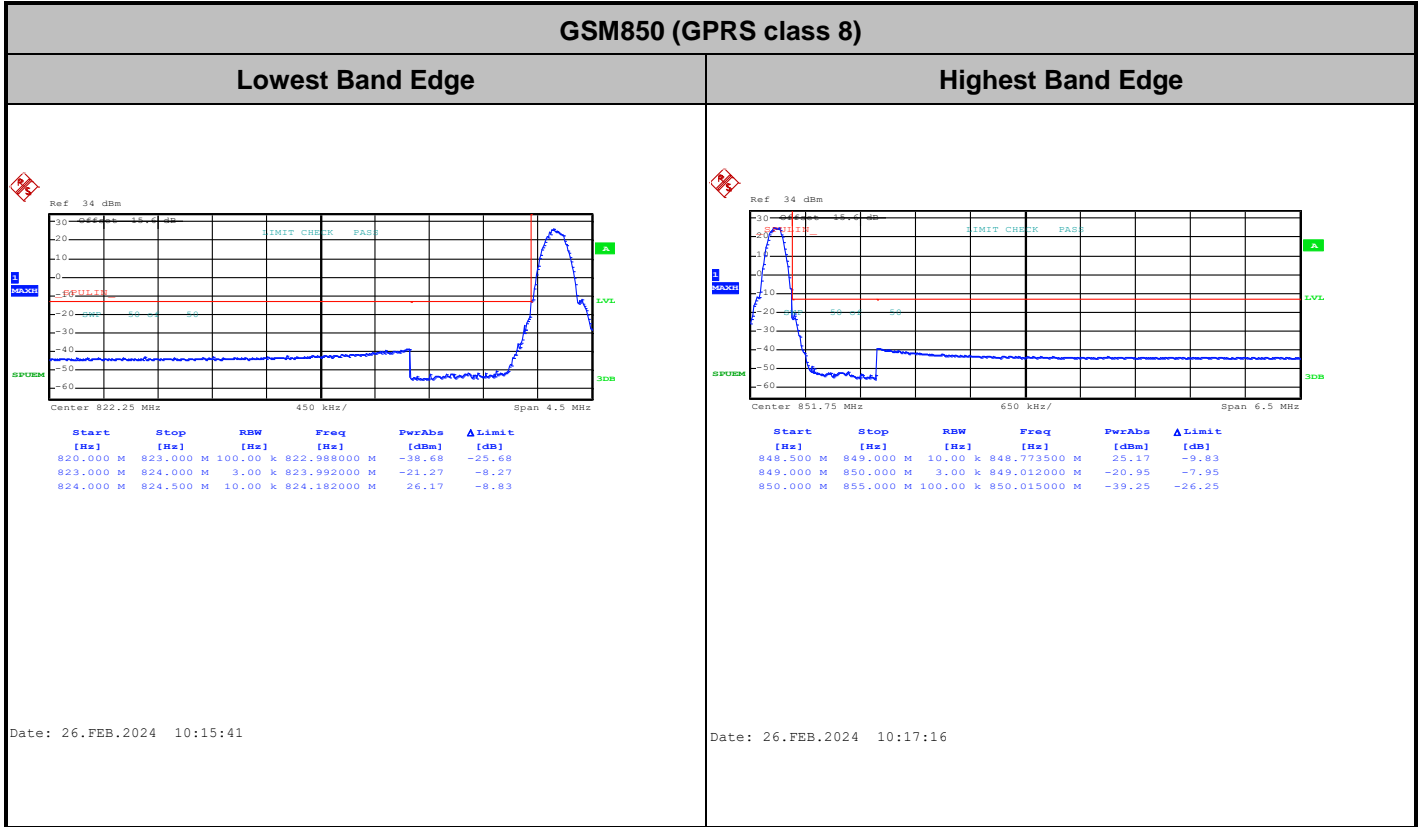
GSM850 (GPRS class 8)	GSM850 (EDGE class 8)
Lowest Channel	Lowest Channel
<p>Ref 35 dBm +Att 30 dB +RBW 10 kHz Marker 1 [T1 ]  +VSW 30 kHz 29.35 dBm  SWT 10 ms 824.181000000 MHz</p> <p>OSW242 000000000 kHz  Temp 1 [T1] 14.59 dBm  824.070000000 MHz  Temp 2 [T1] 15.41 dBm  824.324000000 MHz</p> <p>Center 824.2 MHz 100 kHz/ Span 1 MHz</p> <p>Date: 26.FEB.2024 10:11:46</p>	<p>Ref 35 dBm +Att 30 dB +RBW 10 kHz Marker 1 [T1 ]  +VSW 30 kHz 23.62 dBm  SWT 10 ms 824.232000000 MHz</p> <p>OSW242 000000000 kHz  Temp 1 [T1] 10.82 dBm  824.070000000 MHz  Temp 2 [T1] 11.24 dBm  824.324000000 MHz</p> <p>Center 824.2 MHz 100 kHz/ Span 1 MHz</p> <p>Date: 26.FEB.2024 11:37:00</p>
Middle Channel	Middle Channel
<p>Ref 35 dBm +Att 30 dB +RBW 10 kHz Marker 1 [T1 ]  +VSW 30 kHz 30.67 dBm  SWT 10 ms 836.382000000 MHz</p> <p>OSW242 000000000 kHz  Temp 1 [T1] 15.09 dBm  836.270000000 MHz  Temp 2 [T1] 16.01 dBm  836.524000000 MHz</p> <p>Center 836.4 MHz 100 kHz/ Span 1 MHz</p> <p>Date: 26.FEB.2024 10:12:21</p>	<p>Ref 35 dBm +Att 30 dB +RBW 10 kHz Marker 1 [T1 ]  +VSW 30 kHz 25.65 dBm  SWT 10 ms 836.451000000 MHz</p> <p>OSW242 000000000 kHz  Temp 1 [T1] 9.09 dBm  836.270000000 MHz  Temp 2 [T1] 10.01 dBm  836.524000000 MHz</p> <p>Center 836.4 MHz 100 kHz/ Span 1 MHz</p> <p>Date: 26.FEB.2024 11:37:49</p>
Highest Channel	Highest Channel
<p>Ref 35 dBm +Att 30 dB +RBW 10 kHz Marker 1 [T1 ]  +VSW 30 kHz 29.18 dBm  SWT 10 ms 848.776000000 MHz</p> <p>OSW242 000000000 kHz  Temp 1 [T1] 16.00 dBm  848.670000000 MHz  Temp 2 [T1] 15.30 dBm  848.924000000 MHz</p> <p>Center 848.8 MHz 100 kHz/ Span 1 MHz</p> <p>Date: 26.FEB.2024 10:12:57</p>	<p>Ref 35 dBm +Att 30 dB +RBW 10 kHz Marker 1 [T1 ]  +VSW 30 kHz 23.38 dBm  SWT 10 ms 848.824000000 MHz</p> <p>OSW242 000000000 kHz  Temp 1 [T1] 11.12 dBm  848.670000000 MHz  Temp 2 [T1] 11.71 dBm  848.924000000 MHz</p> <p>Center 848.8 MHz 100 kHz/ Span 1 MHz</p> <p>Date: 26.FEB.2024 11:38:23</p>



GSM1900 (GPRS class 8)	GSM1900 (EDGE class 8)
Lowest Channel	Lowest Channel
<p>Ref 35 dBm +Att 30 dB +RSW 10 kHz +VSW 30 kHz Marker 1 [T1] 23.71 dBm        +SWT 10 ms 1.850203000 GHz        Chan 24 000000000 kHz        Temp 1 [T1] 0 dB        1.850075000 GHz        Temp 2 [T2] 0 dB        1.850325000 GHz</p> <p>Center 1.8502 GHz 100 kHz/ Span 1 MHz</p> <p>Date: 26.FEB.2024 10:48:47</p>	<p>Ref 35 dBm +Att 30 dB +RSW 10 kHz +VSW 30 kHz Marker 1 [T1] 23.32 dBm        +SWT 10 ms 1.850167000 GHz        Chan 24 000000000 kHz        Temp 1 [T1] 0 dB        1.850075000 GHz        Temp 2 [T2] 0 dB        1.850325000 GHz</p> <p>Center 1.8502 GHz 100 kHz/ Span 1 MHz</p> <p>Date: 26.FEB.2024 11:14:40</p>
Middle Channel	Middle Channel
<p>Ref 35 dBm +Att 30 dB +RSW 10 kHz +VSW 30 kHz Marker 1 [T1] 23.33 dBm        +SWT 10 ms 1.879975000 GHz        Chan 24 000000000 kHz        Temp 1 [T1] 0 dB        1.879895000 GHz        Temp 2 [T2] 0 dB        1.880125000 GHz</p> <p>Center 1.88 GHz 100 kHz/ Span 1 MHz</p> <p>Date: 26.FEB.2024 10:49:23</p>	<p>Ref 35 dBm +Att 30 dB +RSW 10 kHz +VSW 30 kHz Marker 1 [T1] 23.31 dBm        +SWT 10 ms 1.879975000 GHz        Chan 24 000000000 kHz        Temp 1 [T1] 0 dB        1.879895000 GHz        Temp 2 [T2] 0 dB        1.880125000 GHz</p> <p>Center 1.88 GHz 100 kHz/ Span 1 MHz</p> <p>Date: 26.FEB.2024 11:15:20</p>
Highest Channel	Highest Channel
<p>Ref 35 dBm +Att 30 dB +RSW 10 kHz +VSW 30 kHz Marker 1 [T1] 23.74 dBm        +SWT 10 ms 1.909780000 GHz        Chan 24 000000000 kHz        Temp 1 [T1] 0 dB        1.909675000 GHz        Temp 2 [T2] 0 dB        1.909825000 GHz</p> <p>Center 1.9098 GHz 100 kHz/ Span 1 MHz</p> <p>Date: 26.FEB.2024 10:49:58</p>	<p>Ref 35 dBm +Att 30 dB +RSW 10 kHz +VSW 30 kHz Marker 1 [T1] 24.22 dBm        +SWT 10 ms 1.909780000 GHz        Chan 24 000000000 kHz        Temp 1 [T1] 0 dB        1.909675000 GHz        Temp 2 [T2] 0 dB        1.909825000 GHz</p> <p>Center 1.9098 GHz 100 kHz/ Span 1 MHz</p> <p>Date: 26.FEB.2024 11:16:11</p>



# Conducted Band Edge

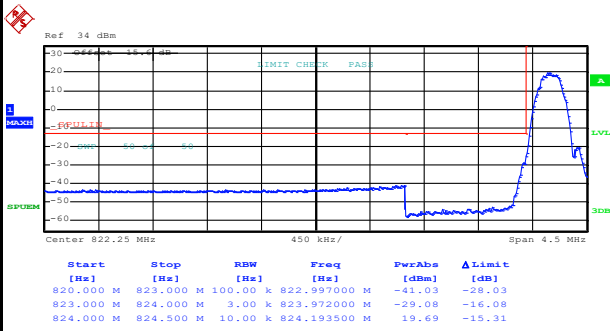




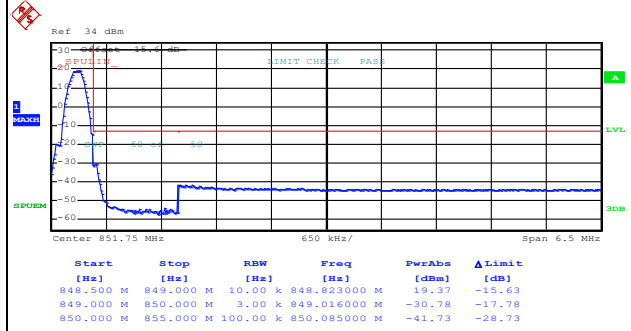
GSM850 (EDGE class 8)

Lowest Band Edge

Highest Band Edge



Date: 26.FEB.2024 11:40:15



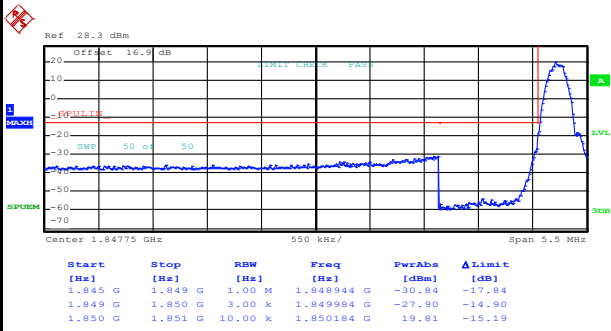
Date: 26.FEB.2024 11:41:49



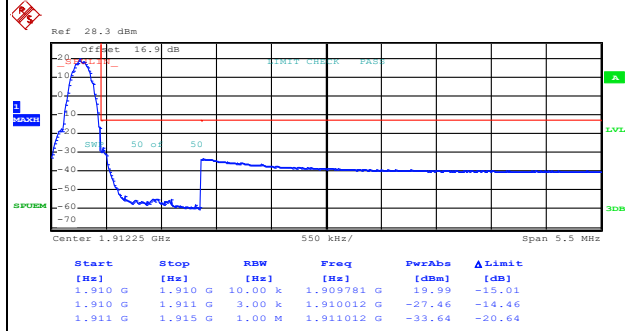
GSM1900 (GPRS class 8)

Lowest Band Edge

Highest Band Edge



Date: 26.FEB.2024 10:51:52



Date: 26.FEB.2024 10:53:26

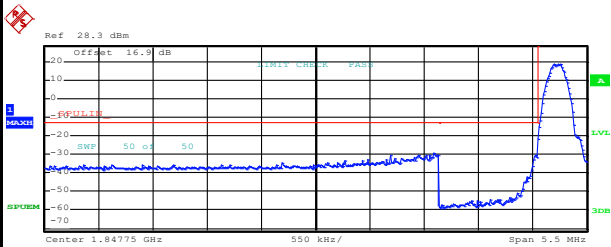




GSM1900 (EDGE class 8)

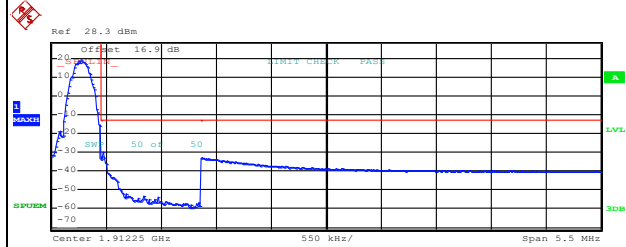
Lowest Band Edge

Highest Band Edge



Start [Hz]	Stop [Hz]	RBW [Hz]	Freq [Hz]	PwrAbs [dBm]	ΔLimit [dB]
1.845 G	1.849 G	1.00 M	1.848944 G	-29.24	-16.24
1.849 G	1.850 G	3.00 k	1.849984 G	-30.38	-17.38
1.850 G	1.851 G	10.00 k	1.850167 G	18.56	-16.44

Date: 26.FEB.2024 11:18:33

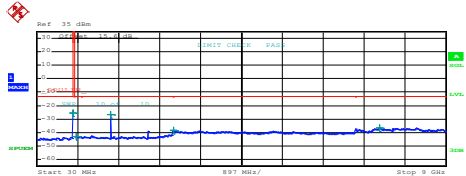
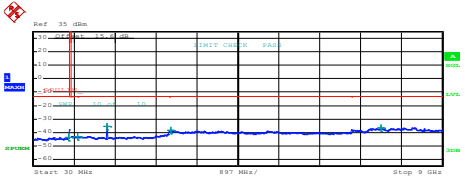
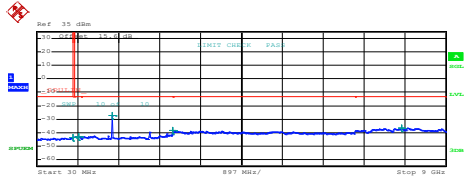
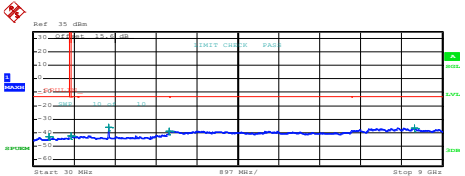
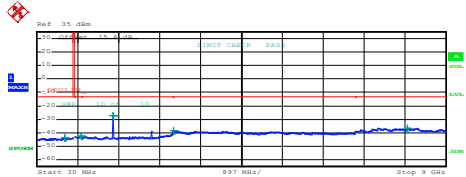
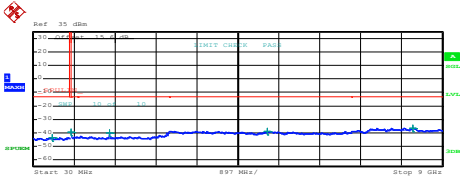


Start [Hz]	Stop [Hz]	RBW [Hz]	Freq [Hz]	PwrAbs [dBm]	ΔLimit [dB]
1.910 G	1.910 G	10.00 k	1.909802 G	19.13	-15.87
1.910 G	1.911 G	3.00 k	1.910016 G	-29.76	-16.76
1.911 G	1.915 G	1.00 M	1.911008 G	-33.10	-20.10

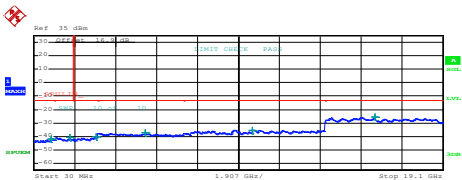
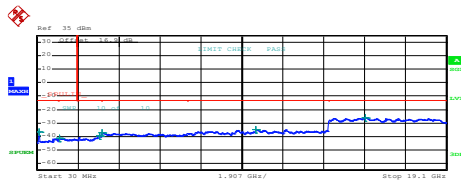
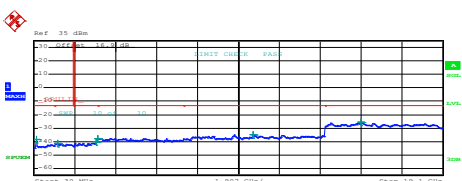
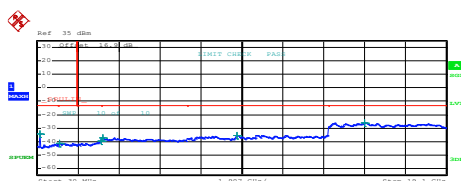
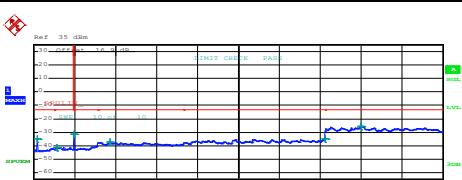
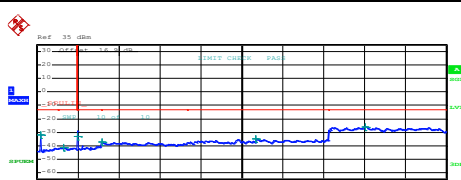
Date: 26.FEB.2024 11:20:44



# Conducted Spurious Emission

GSM850 (GPRS class 8)	GSM850 (EDGE class 8)																																																																																				
Lowest Channel	Lowest Channel																																																																																				
 <table border="1" data-bbox="240 658 651 734"> <thead> <tr> <th>Start</th> <th>Stop</th> <th>RW</th> <th>Freq</th> <th>PwrAbs</th> <th>ΔLimit</th> </tr> <tr> <th>[Hz]</th> <th>[Hz]</th> <th>[Hz]</th> <th>[Hz]</th> <th>[dBm]</th> <th>[dB]</th> </tr> </thead> <tbody> <tr> <td>30.000 M</td> <td>820.000 M</td> <td>1.00 M</td> <td>810.852500 M</td> <td>-29.69</td> <td>-32.69</td> </tr> <tr> <td>855.000 M</td> <td>1.000 G</td> <td>1.00 M</td> <td>888.495002 M</td> <td>-42.97</td> <td>-29.97</td> </tr> <tr> <td>1.000 G</td> <td>3.000 G</td> <td>1.00 M</td> <td>1.6488000 G</td> <td>-26.83</td> <td>-23.83</td> </tr> <tr> <td>3.000 G</td> <td>7.000 G</td> <td>1.00 M</td> <td>3.022000 G</td> <td>-38.60</td> <td>-25.60</td> </tr> <tr> <td>7.000 G</td> <td>9.000 G</td> <td>1.00 M</td> <td>7.553500 G</td> <td>-36.41</td> <td>-23.41</td> </tr> </tbody> </table> <p data-bbox="204 902 384 920">Date: 26.FEB.2024 10:19:01</p>	Start	Stop	RW	Freq	PwrAbs	ΔLimit	[Hz]	[Hz]	[Hz]	[Hz]	[dBm]	[dB]	30.000 M	820.000 M	1.00 M	810.852500 M	-29.69	-32.69	855.000 M	1.000 G	1.00 M	888.495002 M	-42.97	-29.97	1.000 G	3.000 G	1.00 M	1.6488000 G	-26.83	-23.83	3.000 G	7.000 G	1.00 M	3.022000 G	-38.60	-25.60	7.000 G	9.000 G	1.00 M	7.553500 G	-36.41	-23.41	 <table border="1" data-bbox="893 658 1303 734"> <thead> <tr> <th>Start</th> <th>Stop</th> <th>RW</th> <th>Freq</th> <th>PwrAbs</th> <th>ΔLimit</th> </tr> <tr> <th>[Hz]</th> <th>[Hz]</th> <th>[Hz]</th> <th>[Hz]</th> <th>[dBm]</th> <th>[dB]</th> </tr> </thead> <tbody> <tr> <td>30.000 M</td> <td>820.000 M</td> <td>1.00 M</td> <td>799.855000 M</td> <td>-43.48</td> <td>-30.48</td> </tr> <tr> <td>855.000 M</td> <td>1.000 G</td> <td>1.00 M</td> <td>897.970010 M</td> <td>-43.05</td> <td>-30.05</td> </tr> <tr> <td>1.000 G</td> <td>3.000 G</td> <td>1.00 M</td> <td>1.6488000 G</td> <td>-25.29</td> <td>-22.29</td> </tr> <tr> <td>3.000 G</td> <td>7.000 G</td> <td>1.00 M</td> <td>3.044400 G</td> <td>-38.42</td> <td>-25.42</td> </tr> <tr> <td>7.000 G</td> <td>9.000 G</td> <td>1.00 M</td> <td>7.653000 G</td> <td>-36.65</td> <td>-23.65</td> </tr> </tbody> </table> <p data-bbox="857 902 1037 920">Date: 26.FEB.2024 11:42:49</p>	Start	Stop	RW	Freq	PwrAbs	ΔLimit	[Hz]	[Hz]	[Hz]	[Hz]	[dBm]	[dB]	30.000 M	820.000 M	1.00 M	799.855000 M	-43.48	-30.48	855.000 M	1.000 G	1.00 M	897.970010 M	-43.05	-30.05	1.000 G	3.000 G	1.00 M	1.6488000 G	-25.29	-22.29	3.000 G	7.000 G	1.00 M	3.044400 G	-38.42	-25.42	7.000 G	9.000 G	1.00 M	7.653000 G	-36.65	-23.65
Start	Stop	RW	Freq	PwrAbs	ΔLimit																																																																																
[Hz]	[Hz]	[Hz]	[Hz]	[dBm]	[dB]																																																																																
30.000 M	820.000 M	1.00 M	810.852500 M	-29.69	-32.69																																																																																
855.000 M	1.000 G	1.00 M	888.495002 M	-42.97	-29.97																																																																																
1.000 G	3.000 G	1.00 M	1.6488000 G	-26.83	-23.83																																																																																
3.000 G	7.000 G	1.00 M	3.022000 G	-38.60	-25.60																																																																																
7.000 G	9.000 G	1.00 M	7.553500 G	-36.41	-23.41																																																																																
Start	Stop	RW	Freq	PwrAbs	ΔLimit																																																																																
[Hz]	[Hz]	[Hz]	[Hz]	[dBm]	[dB]																																																																																
30.000 M	820.000 M	1.00 M	799.855000 M	-43.48	-30.48																																																																																
855.000 M	1.000 G	1.00 M	897.970010 M	-43.05	-30.05																																																																																
1.000 G	3.000 G	1.00 M	1.6488000 G	-25.29	-22.29																																																																																
3.000 G	7.000 G	1.00 M	3.044400 G	-38.42	-25.42																																																																																
7.000 G	9.000 G	1.00 M	7.653000 G	-36.65	-23.65																																																																																
Middle Channel	Middle Channel																																																																																				
 <table border="1" data-bbox="240 1178 651 1254"> <thead> <tr> <th>Start</th> <th>Stop</th> <th>RW</th> <th>Freq</th> <th>PwrAbs</th> <th>ΔLimit</th> </tr> <tr> <th>[Hz]</th> <th>[Hz]</th> <th>[Hz]</th> <th>[Hz]</th> <th>[dBm]</th> <th>[dB]</th> </tr> </thead> <tbody> <tr> <td>30.000 M</td> <td>820.000 M</td> <td>1.00 M</td> <td>810.852500 M</td> <td>-43.50</td> <td>-30.50</td> </tr> <tr> <td>855.000 M</td> <td>1.000 G</td> <td>1.00 M</td> <td>940.608706 M</td> <td>-42.87</td> <td>-29.87</td> </tr> <tr> <td>1.000 G</td> <td>3.000 G</td> <td>1.00 M</td> <td>1.673000 G</td> <td>-27.01</td> <td>-14.01</td> </tr> <tr> <td>3.000 G</td> <td>7.000 G</td> <td>1.00 M</td> <td>3.003000 G</td> <td>-38.66</td> <td>-25.66</td> </tr> <tr> <td>7.000 G</td> <td>9.000 G</td> <td>1.00 M</td> <td>8.003000 G</td> <td>-36.67</td> <td>-23.67</td> </tr> </tbody> </table> <p data-bbox="204 1422 384 1440">Date: 26.FEB.2024 10:19:55</p>	Start	Stop	RW	Freq	PwrAbs	ΔLimit	[Hz]	[Hz]	[Hz]	[Hz]	[dBm]	[dB]	30.000 M	820.000 M	1.00 M	810.852500 M	-43.50	-30.50	855.000 M	1.000 G	1.00 M	940.608706 M	-42.87	-29.87	1.000 G	3.000 G	1.00 M	1.673000 G	-27.01	-14.01	3.000 G	7.000 G	1.00 M	3.003000 G	-38.66	-25.66	7.000 G	9.000 G	1.00 M	8.003000 G	-36.67	-23.67	 <table border="1" data-bbox="893 1178 1303 1254"> <thead> <tr> <th>Start</th> <th>Stop</th> <th>RW</th> <th>Freq</th> <th>PwrAbs</th> <th>ΔLimit</th> </tr> <tr> <th>[Hz]</th> <th>[Hz]</th> <th>[Hz]</th> <th>[Hz]</th> <th>[dBm]</th> <th>[dB]</th> </tr> </thead> <tbody> <tr> <td>30.000 M</td> <td>820.000 M</td> <td>1.00 M</td> <td>869.750000 M</td> <td>-43.23</td> <td>-30.23</td> </tr> <tr> <td>855.000 M</td> <td>1.000 G</td> <td>1.00 M</td> <td>897.680000 M</td> <td>-43.37</td> <td>-29.37</td> </tr> <tr> <td>1.000 G</td> <td>3.000 G</td> <td>1.00 M</td> <td>1.673000 G</td> <td>-36.32</td> <td>-23.32</td> </tr> <tr> <td>3.000 G</td> <td>7.000 G</td> <td>1.00 M</td> <td>3.003000 G</td> <td>-38.90</td> <td>-25.90</td> </tr> <tr> <td>7.000 G</td> <td>9.000 G</td> <td>1.00 M</td> <td>8.386000 G</td> <td>-36.58</td> <td>-23.58</td> </tr> </tbody> </table> <p data-bbox="857 1422 1037 1440">Date: 26.FEB.2024 11:43:47</p>	Start	Stop	RW	Freq	PwrAbs	ΔLimit	[Hz]	[Hz]	[Hz]	[Hz]	[dBm]	[dB]	30.000 M	820.000 M	1.00 M	869.750000 M	-43.23	-30.23	855.000 M	1.000 G	1.00 M	897.680000 M	-43.37	-29.37	1.000 G	3.000 G	1.00 M	1.673000 G	-36.32	-23.32	3.000 G	7.000 G	1.00 M	3.003000 G	-38.90	-25.90	7.000 G	9.000 G	1.00 M	8.386000 G	-36.58	-23.58
Start	Stop	RW	Freq	PwrAbs	ΔLimit																																																																																
[Hz]	[Hz]	[Hz]	[Hz]	[dBm]	[dB]																																																																																
30.000 M	820.000 M	1.00 M	810.852500 M	-43.50	-30.50																																																																																
855.000 M	1.000 G	1.00 M	940.608706 M	-42.87	-29.87																																																																																
1.000 G	3.000 G	1.00 M	1.673000 G	-27.01	-14.01																																																																																
3.000 G	7.000 G	1.00 M	3.003000 G	-38.66	-25.66																																																																																
7.000 G	9.000 G	1.00 M	8.003000 G	-36.67	-23.67																																																																																
Start	Stop	RW	Freq	PwrAbs	ΔLimit																																																																																
[Hz]	[Hz]	[Hz]	[Hz]	[dBm]	[dB]																																																																																
30.000 M	820.000 M	1.00 M	869.750000 M	-43.23	-30.23																																																																																
855.000 M	1.000 G	1.00 M	897.680000 M	-43.37	-29.37																																																																																
1.000 G	3.000 G	1.00 M	1.673000 G	-36.32	-23.32																																																																																
3.000 G	7.000 G	1.00 M	3.003000 G	-38.90	-25.90																																																																																
7.000 G	9.000 G	1.00 M	8.386000 G	-36.58	-23.58																																																																																
Highest Channel	Highest Channel																																																																																				
 <table border="1" data-bbox="240 1697 651 1774"> <thead> <tr> <th>Start</th> <th>Stop</th> <th>RW</th> <th>Freq</th> <th>PwrAbs</th> <th>ΔLimit</th> </tr> <tr> <th>[Hz]</th> <th>[Hz]</th> <th>[Hz]</th> <th>[Hz]</th> <th>[dBm]</th> <th>[dB]</th> </tr> </thead> <tbody> <tr> <td>30.000 M</td> <td>820.000 M</td> <td>1.00 M</td> <td>837.855000 M</td> <td>-43.73</td> <td>-30.73</td> </tr> <tr> <td>855.000 M</td> <td>1.000 G</td> <td>1.00 M</td> <td>994.127510 M</td> <td>-42.73</td> <td>-29.73</td> </tr> <tr> <td>1.000 G</td> <td>3.000 G</td> <td>1.00 M</td> <td>1.697500 G</td> <td>-27.38</td> <td>-14.38</td> </tr> <tr> <td>3.000 G</td> <td>7.000 G</td> <td>1.00 M</td> <td>3.029000 G</td> <td>-38.46</td> <td>-25.46</td> </tr> <tr> <td>7.000 G</td> <td>9.000 G</td> <td>1.00 M</td> <td>8.162500 G</td> <td>-36.82</td> <td>-23.82</td> </tr> </tbody> </table> <p data-bbox="204 1942 384 1960">Date: 26.FEB.2024 10:21:19</p>	Start	Stop	RW	Freq	PwrAbs	ΔLimit	[Hz]	[Hz]	[Hz]	[Hz]	[dBm]	[dB]	30.000 M	820.000 M	1.00 M	837.855000 M	-43.73	-30.73	855.000 M	1.000 G	1.00 M	994.127510 M	-42.73	-29.73	1.000 G	3.000 G	1.00 M	1.697500 G	-27.38	-14.38	3.000 G	7.000 G	1.00 M	3.029000 G	-38.46	-25.46	7.000 G	9.000 G	1.00 M	8.162500 G	-36.82	-23.82	 <table border="1" data-bbox="893 1697 1303 1774"> <thead> <tr> <th>Start</th> <th>Stop</th> <th>RW</th> <th>Freq</th> <th>PwrAbs</th> <th>ΔLimit</th> </tr> <tr> <th>[Hz]</th> <th>[Hz]</th> <th>[Hz]</th> <th>[Hz]</th> <th>[dBm]</th> <th>[dB]</th> </tr> </thead> <tbody> <tr> <td>30.000 M</td> <td>820.000 M</td> <td>1.00 M</td> <td>841.155000 M</td> <td>-43.54</td> <td>-30.54</td> </tr> <tr> <td>855.000 M</td> <td>1.000 G</td> <td>1.00 M</td> <td>855.036250 M</td> <td>-39.34</td> <td>-26.34</td> </tr> <tr> <td>1.000 G</td> <td>3.000 G</td> <td>1.00 M</td> <td>1.698000 G</td> <td>-40.34</td> <td>-27.34</td> </tr> <tr> <td>3.000 G</td> <td>7.000 G</td> <td>1.00 M</td> <td>5.153000 G</td> <td>-38.98</td> <td>-25.98</td> </tr> <tr> <td>7.000 G</td> <td>9.000 G</td> <td>1.00 M</td> <td>8.360000 G</td> <td>-36.47</td> <td>-23.47</td> </tr> </tbody> </table> <p data-bbox="857 1942 1037 1960">Date: 26.FEB.2024 11:44:39</p>	Start	Stop	RW	Freq	PwrAbs	ΔLimit	[Hz]	[Hz]	[Hz]	[Hz]	[dBm]	[dB]	30.000 M	820.000 M	1.00 M	841.155000 M	-43.54	-30.54	855.000 M	1.000 G	1.00 M	855.036250 M	-39.34	-26.34	1.000 G	3.000 G	1.00 M	1.698000 G	-40.34	-27.34	3.000 G	7.000 G	1.00 M	5.153000 G	-38.98	-25.98	7.000 G	9.000 G	1.00 M	8.360000 G	-36.47	-23.47
Start	Stop	RW	Freq	PwrAbs	ΔLimit																																																																																
[Hz]	[Hz]	[Hz]	[Hz]	[dBm]	[dB]																																																																																
30.000 M	820.000 M	1.00 M	837.855000 M	-43.73	-30.73																																																																																
855.000 M	1.000 G	1.00 M	994.127510 M	-42.73	-29.73																																																																																
1.000 G	3.000 G	1.00 M	1.697500 G	-27.38	-14.38																																																																																
3.000 G	7.000 G	1.00 M	3.029000 G	-38.46	-25.46																																																																																
7.000 G	9.000 G	1.00 M	8.162500 G	-36.82	-23.82																																																																																
Start	Stop	RW	Freq	PwrAbs	ΔLimit																																																																																
[Hz]	[Hz]	[Hz]	[Hz]	[dBm]	[dB]																																																																																
30.000 M	820.000 M	1.00 M	841.155000 M	-43.54	-30.54																																																																																
855.000 M	1.000 G	1.00 M	855.036250 M	-39.34	-26.34																																																																																
1.000 G	3.000 G	1.00 M	1.698000 G	-40.34	-27.34																																																																																
3.000 G	7.000 G	1.00 M	5.153000 G	-38.98	-25.98																																																																																
7.000 G	9.000 G	1.00 M	8.360000 G	-36.47	-23.47																																																																																



GSM1900 (GPRS class 8)		GSM1900 (EDGE class 8)																																																																																			
Lowest Channel		Lowest Channel																																																																																			
 <p>Ref: 35 dBm</p> <p>Start: 30 MHz, Stop: 19.1 GHz, RBW: 1.907 GHz</p> <table border="1"> <thead> <tr> <th>Start [Hz]</th> <th>Stop [Hz]</th> <th>RBW [Hz]</th> <th>Freq [Hz]</th> <th>PwrAbs [dBm]</th> <th>ΔLimit [dB]</th> </tr> </thead> <tbody> <tr><td>30.000 M</td><td>1.845 G</td><td>1.00 M</td><td>849.892500 M</td><td>-43.82</td><td>-28.82</td></tr> <tr><td>1.000 G</td><td>1.845 G</td><td>1.00 M</td><td>1.717194 G</td><td>-40.62</td><td>-27.62</td></tr> <tr><td>1.915 G</td><td>3.000 G</td><td>1.00 M</td><td>2.930759 G</td><td>-40.23</td><td>-27.23</td></tr> <tr><td>3.000 G</td><td>7.000 G</td><td>1.00 M</td><td>5.227000 G</td><td>-37.41</td><td>-24.41</td></tr> <tr><td>7.000 G</td><td>13.600 G</td><td>1.00 M</td><td>10.230700 G</td><td>-35.22</td><td>-22.22</td></tr> <tr><td>13.600 G</td><td>19.100 G</td><td>1.00 M</td><td>15.923688 G</td><td>-25.91</td><td>-12.91</td></tr> </tbody> </table> <p>Date: 26.FEB.2024 10:54:53</p>	Start [Hz]	Stop [Hz]	RBW [Hz]	Freq [Hz]	PwrAbs [dBm]	ΔLimit [dB]	30.000 M	1.845 G	1.00 M	849.892500 M	-43.82	-28.82	1.000 G	1.845 G	1.00 M	1.717194 G	-40.62	-27.62	1.915 G	3.000 G	1.00 M	2.930759 G	-40.23	-27.23	3.000 G	7.000 G	1.00 M	5.227000 G	-37.41	-24.41	7.000 G	13.600 G	1.00 M	10.230700 G	-35.22	-22.22	13.600 G	19.100 G	1.00 M	15.923688 G	-25.91	-12.91	 <p>Ref: 35 dBm</p> <p>Start: 30 MHz, Stop: 19.1 GHz, RBW: 1.907 GHz</p> <table border="1"> <thead> <tr> <th>Start [Hz]</th> <th>Stop [Hz]</th> <th>RBW [Hz]</th> <th>Freq [Hz]</th> <th>PwrAbs [dBm]</th> <th>ΔLimit [dB]</th> </tr> </thead> <tbody> <tr><td>30.000 M</td><td>1.845 G</td><td>1.00 M</td><td>111.945500 M</td><td>-36.71</td><td>-23.71</td></tr> <tr><td>1.000 G</td><td>1.845 G</td><td>1.00 M</td><td>1.0793162 G</td><td>-41.04</td><td>-28.04</td></tr> <tr><td>1.915 G</td><td>3.000 G</td><td>1.00 M</td><td>2.939551 G</td><td>-39.79</td><td>-26.79</td></tr> <tr><td>3.000 G</td><td>7.000 G</td><td>1.00 M</td><td>3.051000 G</td><td>-37.51</td><td>-24.51</td></tr> <tr><td>7.000 G</td><td>13.600 G</td><td>1.00 M</td><td>10.210075 G</td><td>-34.73</td><td>-21.73</td></tr> <tr><td>13.600 G</td><td>19.100 G</td><td>1.00 M</td><td>15.313250 G</td><td>-25.90</td><td>-12.90</td></tr> </tbody> </table> <p>Date: 26.FEB.2024 11:21:45</p>	Start [Hz]	Stop [Hz]	RBW [Hz]	Freq [Hz]	PwrAbs [dBm]	ΔLimit [dB]	30.000 M	1.845 G	1.00 M	111.945500 M	-36.71	-23.71	1.000 G	1.845 G	1.00 M	1.0793162 G	-41.04	-28.04	1.915 G	3.000 G	1.00 M	2.939551 G	-39.79	-26.79	3.000 G	7.000 G	1.00 M	3.051000 G	-37.51	-24.51	7.000 G	13.600 G	1.00 M	10.210075 G	-34.73	-21.73	13.600 G	19.100 G	1.00 M	15.313250 G	-25.90	-12.90
Start [Hz]	Stop [Hz]	RBW [Hz]	Freq [Hz]	PwrAbs [dBm]	ΔLimit [dB]																																																																																
30.000 M	1.845 G	1.00 M	849.892500 M	-43.82	-28.82																																																																																
1.000 G	1.845 G	1.00 M	1.717194 G	-40.62	-27.62																																																																																
1.915 G	3.000 G	1.00 M	2.930759 G	-40.23	-27.23																																																																																
3.000 G	7.000 G	1.00 M	5.227000 G	-37.41	-24.41																																																																																
7.000 G	13.600 G	1.00 M	10.230700 G	-35.22	-22.22																																																																																
13.600 G	19.100 G	1.00 M	15.923688 G	-25.91	-12.91																																																																																
Start [Hz]	Stop [Hz]	RBW [Hz]	Freq [Hz]	PwrAbs [dBm]	ΔLimit [dB]																																																																																
30.000 M	1.845 G	1.00 M	111.945500 M	-36.71	-23.71																																																																																
1.000 G	1.845 G	1.00 M	1.0793162 G	-41.04	-28.04																																																																																
1.915 G	3.000 G	1.00 M	2.939551 G	-39.79	-26.79																																																																																
3.000 G	7.000 G	1.00 M	3.051000 G	-37.51	-24.51																																																																																
7.000 G	13.600 G	1.00 M	10.210075 G	-34.73	-21.73																																																																																
13.600 G	19.100 G	1.00 M	15.313250 G	-25.90	-12.90																																																																																
Middle Channel		Middle Channel																																																																																			
 <p>Ref: 35 dBm</p> <p>Start: 30 MHz, Stop: 19.1 GHz, RBW: 1.907 GHz</p> <table border="1"> <thead> <tr> <th>Start [Hz]</th> <th>Stop [Hz]</th> <th>RBW [Hz]</th> <th>Freq [Hz]</th> <th>PwrAbs [dBm]</th> <th>ΔLimit [dB]</th> </tr> </thead> <tbody> <tr><td>30.000 M</td><td>1.000 G</td><td>1.00 M</td><td>141.792500 M</td><td>-38.22</td><td>-25.22</td></tr> <tr><td>1.000 G</td><td>1.845 G</td><td>1.00 M</td><td>1.1321669 G</td><td>-41.00</td><td>-28.00</td></tr> <tr><td>1.915 G</td><td>3.000 G</td><td>1.00 M</td><td>2.926763 G</td><td>-39.90</td><td>-26.90</td></tr> <tr><td>3.000 G</td><td>7.000 G</td><td>1.00 M</td><td>3.000000 G</td><td>-37.65</td><td>-24.65</td></tr> <tr><td>7.000 G</td><td>13.600 G</td><td>1.00 M</td><td>10.213550 G</td><td>-34.88</td><td>-21.88</td></tr> <tr><td>13.600 G</td><td>19.100 G</td><td>1.00 M</td><td>15.280938 G</td><td>-25.75</td><td>-12.75</td></tr> </tbody> </table> <p>Date: 26.FEB.2024 10:55:45</p>	Start [Hz]	Stop [Hz]	RBW [Hz]	Freq [Hz]	PwrAbs [dBm]	ΔLimit [dB]	30.000 M	1.000 G	1.00 M	141.792500 M	-38.22	-25.22	1.000 G	1.845 G	1.00 M	1.1321669 G	-41.00	-28.00	1.915 G	3.000 G	1.00 M	2.926763 G	-39.90	-26.90	3.000 G	7.000 G	1.00 M	3.000000 G	-37.65	-24.65	7.000 G	13.600 G	1.00 M	10.213550 G	-34.88	-21.88	13.600 G	19.100 G	1.00 M	15.280938 G	-25.75	-12.75	 <p>Ref: 35 dBm</p> <p>Start: 30 MHz, Stop: 19.1 GHz, RBW: 1.907 GHz</p> <table border="1"> <thead> <tr> <th>Start [Hz]</th> <th>Stop [Hz]</th> <th>RBW [Hz]</th> <th>Freq [Hz]</th> <th>PwrAbs [dBm]</th> <th>ΔLimit [dB]</th> </tr> </thead> <tbody> <tr><td>30.000 M</td><td>1.000 G</td><td>1.00 M</td><td>141.792500 M</td><td>-34.43</td><td>-21.43</td></tr> <tr><td>1.000 G</td><td>1.845 G</td><td>1.00 M</td><td>1.046698 G</td><td>-41.03</td><td>-28.03</td></tr> <tr><td>1.915 G</td><td>3.000 G</td><td>1.00 M</td><td>2.997559 G</td><td>-39.74</td><td>-26.74</td></tr> <tr><td>3.000 G</td><td>7.000 G</td><td>1.00 M</td><td>3.096000 G</td><td>-37.46</td><td>-24.46</td></tr> <tr><td>7.000 G</td><td>13.600 G</td><td>1.00 M</td><td>9.341250 G</td><td>-35.23</td><td>-22.23</td></tr> <tr><td>13.600 G</td><td>19.100 G</td><td>1.00 M</td><td>15.291250 G</td><td>-26.02</td><td>-13.02</td></tr> </tbody> </table> <p>Date: 26.FEB.2024 11:22:49</p>	Start [Hz]	Stop [Hz]	RBW [Hz]	Freq [Hz]	PwrAbs [dBm]	ΔLimit [dB]	30.000 M	1.000 G	1.00 M	141.792500 M	-34.43	-21.43	1.000 G	1.845 G	1.00 M	1.046698 G	-41.03	-28.03	1.915 G	3.000 G	1.00 M	2.997559 G	-39.74	-26.74	3.000 G	7.000 G	1.00 M	3.096000 G	-37.46	-24.46	7.000 G	13.600 G	1.00 M	9.341250 G	-35.23	-22.23	13.600 G	19.100 G	1.00 M	15.291250 G	-26.02	-13.02
Start [Hz]	Stop [Hz]	RBW [Hz]	Freq [Hz]	PwrAbs [dBm]	ΔLimit [dB]																																																																																
30.000 M	1.000 G	1.00 M	141.792500 M	-38.22	-25.22																																																																																
1.000 G	1.845 G	1.00 M	1.1321669 G	-41.00	-28.00																																																																																
1.915 G	3.000 G	1.00 M	2.926763 G	-39.90	-26.90																																																																																
3.000 G	7.000 G	1.00 M	3.000000 G	-37.65	-24.65																																																																																
7.000 G	13.600 G	1.00 M	10.213550 G	-34.88	-21.88																																																																																
13.600 G	19.100 G	1.00 M	15.280938 G	-25.75	-12.75																																																																																
Start [Hz]	Stop [Hz]	RBW [Hz]	Freq [Hz]	PwrAbs [dBm]	ΔLimit [dB]																																																																																
30.000 M	1.000 G	1.00 M	141.792500 M	-34.43	-21.43																																																																																
1.000 G	1.845 G	1.00 M	1.046698 G	-41.03	-28.03																																																																																
1.915 G	3.000 G	1.00 M	2.997559 G	-39.74	-26.74																																																																																
3.000 G	7.000 G	1.00 M	3.096000 G	-37.46	-24.46																																																																																
7.000 G	13.600 G	1.00 M	9.341250 G	-35.23	-22.23																																																																																
13.600 G	19.100 G	1.00 M	15.291250 G	-26.02	-13.02																																																																																
Highest Channel		Highest Channel																																																																																			
 <p>Ref: 35 dBm</p> <p>Start: 30 MHz, Stop: 19.1 GHz, RBW: 1.907 GHz</p> <table border="1"> <thead> <tr> <th>Start [Hz]</th> <th>Stop [Hz]</th> <th>RBW [Hz]</th> <th>Freq [Hz]</th> <th>PwrAbs [dBm]</th> <th>ΔLimit [dB]</th> </tr> </thead> <tbody> <tr><td>30.000 M</td><td>1.845 G</td><td>1.00 M</td><td>171.620500 M</td><td>-34.77</td><td>-21.77</td></tr> <tr><td>1.000 G</td><td>1.845 G</td><td>1.00 M</td><td>1.099440 G</td><td>-41.39</td><td>-28.39</td></tr> <tr><td>1.915 G</td><td>3.000 G</td><td>1.00 M</td><td>1.932371 G</td><td>-39.13</td><td>-26.13</td></tr> <tr><td>3.000 G</td><td>7.000 G</td><td>1.00 M</td><td>3.158700 G</td><td>-37.20</td><td>-24.20</td></tr> <tr><td>7.000 G</td><td>13.600 G</td><td>1.00 M</td><td>13.591750 G</td><td>-35.00</td><td>-22.00</td></tr> <tr><td>13.600 G</td><td>19.100 G</td><td>1.00 M</td><td>15.283887 G</td><td>-25.34</td><td>-12.34</td></tr> </tbody> </table> <p>Date: 26.FEB.2024 10:56:39</p>	Start [Hz]	Stop [Hz]	RBW [Hz]	Freq [Hz]	PwrAbs [dBm]	ΔLimit [dB]	30.000 M	1.845 G	1.00 M	171.620500 M	-34.77	-21.77	1.000 G	1.845 G	1.00 M	1.099440 G	-41.39	-28.39	1.915 G	3.000 G	1.00 M	1.932371 G	-39.13	-26.13	3.000 G	7.000 G	1.00 M	3.158700 G	-37.20	-24.20	7.000 G	13.600 G	1.00 M	13.591750 G	-35.00	-22.00	13.600 G	19.100 G	1.00 M	15.283887 G	-25.34	-12.34	 <p>Ref: 35 dBm</p> <p>Start: 30 MHz, Stop: 19.1 GHz, RBW: 1.907 GHz</p> <table border="1"> <thead> <tr> <th>Start [Hz]</th> <th>Stop [Hz]</th> <th>RBW [Hz]</th> <th>Freq [Hz]</th> <th>PwrAbs [dBm]</th> <th>ΔLimit [dB]</th> </tr> </thead> <tbody> <tr><td>30.000 M</td><td>1.845 G</td><td>1.00 M</td><td>171.620500 M</td><td>-35.05</td><td>-22.05</td></tr> <tr><td>1.000 G</td><td>1.845 G</td><td>1.00 M</td><td>1.231953 G</td><td>-41.26</td><td>-28.26</td></tr> <tr><td>1.915 G</td><td>3.000 G</td><td>1.00 M</td><td>1.932371 G</td><td>-39.13</td><td>-26.13</td></tr> <tr><td>3.000 G</td><td>7.000 G</td><td>1.00 M</td><td>3.044000 G</td><td>-37.37</td><td>-24.37</td></tr> <tr><td>7.000 G</td><td>13.600 G</td><td>1.00 M</td><td>10.212550 G</td><td>-35.14</td><td>-22.14</td></tr> <tr><td>13.600 G</td><td>19.100 G</td><td>1.00 M</td><td>15.328375 G</td><td>-25.89</td><td>-12.89</td></tr> </tbody> </table> <p>Date: 26.FEB.2024 11:23:48</p>	Start [Hz]	Stop [Hz]	RBW [Hz]	Freq [Hz]	PwrAbs [dBm]	ΔLimit [dB]	30.000 M	1.845 G	1.00 M	171.620500 M	-35.05	-22.05	1.000 G	1.845 G	1.00 M	1.231953 G	-41.26	-28.26	1.915 G	3.000 G	1.00 M	1.932371 G	-39.13	-26.13	3.000 G	7.000 G	1.00 M	3.044000 G	-37.37	-24.37	7.000 G	13.600 G	1.00 M	10.212550 G	-35.14	-22.14	13.600 G	19.100 G	1.00 M	15.328375 G	-25.89	-12.89
Start [Hz]	Stop [Hz]	RBW [Hz]	Freq [Hz]	PwrAbs [dBm]	ΔLimit [dB]																																																																																
30.000 M	1.845 G	1.00 M	171.620500 M	-34.77	-21.77																																																																																
1.000 G	1.845 G	1.00 M	1.099440 G	-41.39	-28.39																																																																																
1.915 G	3.000 G	1.00 M	1.932371 G	-39.13	-26.13																																																																																
3.000 G	7.000 G	1.00 M	3.158700 G	-37.20	-24.20																																																																																
7.000 G	13.600 G	1.00 M	13.591750 G	-35.00	-22.00																																																																																
13.600 G	19.100 G	1.00 M	15.283887 G	-25.34	-12.34																																																																																
Start [Hz]	Stop [Hz]	RBW [Hz]	Freq [Hz]	PwrAbs [dBm]	ΔLimit [dB]																																																																																
30.000 M	1.845 G	1.00 M	171.620500 M	-35.05	-22.05																																																																																
1.000 G	1.845 G	1.00 M	1.231953 G	-41.26	-28.26																																																																																
1.915 G	3.000 G	1.00 M	1.932371 G	-39.13	-26.13																																																																																
3.000 G	7.000 G	1.00 M	3.044000 G	-37.37	-24.37																																																																																
7.000 G	13.600 G	1.00 M	10.212550 G	-35.14	-22.14																																																																																
13.600 G	19.100 G	1.00 M	15.328375 G	-25.89	-12.89																																																																																



**Frequency Stability**

Test Conditions	Middle Channel	GSM850 (GSM)	GSM850 (EDGE class 8)	Limit 2.5ppm
Temperature (°C)	Voltage (Volt)	Deviation (ppm)		Result
50	Normal Voltage	0.0096	0.0108	PASS
40	Normal Voltage	0.0132	0.0120	
30	Normal Voltage	0.0084	0.0084	
20(Ref.)	Normal Voltage	0.0000	0.0000	
10	Normal Voltage	0.0084	0.0096	
0	Normal Voltage	0.0048	0.0048	
-10	Normal Voltage	0.0036	0.0036	
-20	Normal Voltage	0.0012	0.0012	
-30	Normal Voltage	0.0167	0.0155	
20	Maximum Voltage	0.0036	0.0024	
20	Normal Voltage	0.0012	0.0024	
20	Battery End Point	0.0060	0.0048	

Test Conditions	Middle Channel	GSM1900 (GSM)	GSM1900 (EDGE class 8)	Limit Note 2.
Temperature (°C)	Voltage (Volt)	Deviation (ppm)		Result
50	Normal Voltage	0.0043	0.0048	PASS
40	Normal Voltage	0.0053	0.0043	
30	Normal Voltage	0.0064	0.0064	
20(Ref.)	Normal Voltage	0.0000	0.0000	
10	Normal Voltage	0.0191	0.0191	
0	Normal Voltage	0.0218	0.0207	
-10	Normal Voltage	0.0027	0.0027	
-20	Normal Voltage	0.0037	0.0037	
-30	Normal Voltage	0.0069	0.0080	
20	Maximum Voltage	0.0011	0.0011	
20	Normal Voltage	0.0016	0.0016	
20	Battery End Point	0.0032	0.0032	

**Note:**

1. Normal Voltage = 3.89 V. ; Battery End Point (BEP) = 3.6 V. ; Maximum Voltage =4.4 V
2. The frequency fundamental emissions stay within the authorized frequency block.

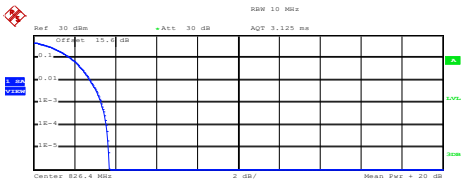
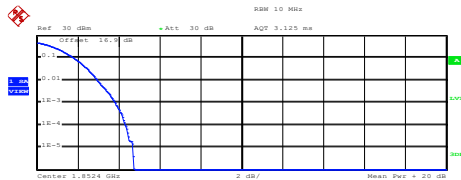

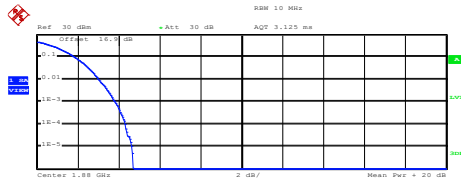
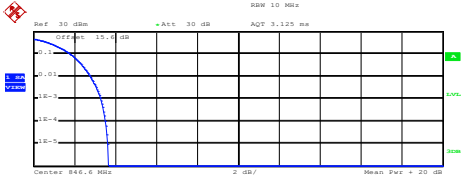
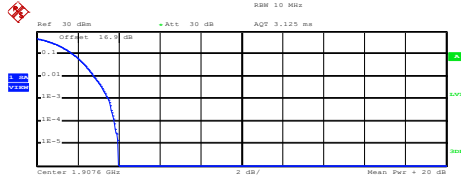


### A3. WCDMA

#### Peak-to-Average Ratio

Mode	WCDMA Band V	WCDMA Band II	WCDMA Band IV	Limit: 13dB
Mod.	RMC 12.2Kbps	RMC 12.2Kbps	RMC 12.2Kbps	Result
Lowest CH	3.32	3.84	3.60	<b>PASS</b>
Middle CH	3.36	3.84	3.44	
Highest CH	3.32	3.52	3.56	

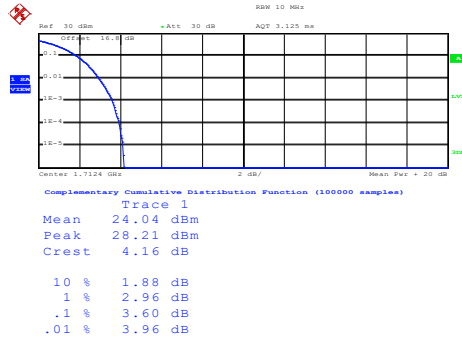


WCDMA Band V (RMC 12.2Kbps)	WCDMA Band II (RMC 12.2Kbps)																
<p style="text-align: center;"><b>Lowest Channel</b></p>  <p>Center: 826.4 MHz    2 dB/    Mean Pwr = 20 dB</p> <p>Complementary Cumulative Distribution Function (100000 samples) Trace 1 Mean 23.86 dBm Peak 27.57 dBm Crest 3.72 dB</p> <table border="1"> <tr><td>10 %</td><td>1.80 dB</td></tr> <tr><td>1 %</td><td>2.76 dB</td></tr> <tr><td>.1 %</td><td>3.32 dB</td></tr> <tr><td>.01 %</td><td>3.56 dB</td></tr> </table> <p>Date: 2.FEB.2024 16:29:01</p>	10 %	1.80 dB	1 %	2.76 dB	.1 %	3.32 dB	.01 %	3.56 dB	<p style="text-align: center;"><b>Lowest Channel</b></p>  <p>Center: 1.8524 GHz    2 dB/    Mean Pwr = 20 dB</p> <p>Complementary Cumulative Distribution Function (100000 samples) Trace 1 Mean 23.69 dBm Peak 28.42 dBm Crest 4.73 dB</p> <table border="1"> <tr><td>10 %</td><td>1.80 dB</td></tr> <tr><td>1 %</td><td>2.96 dB</td></tr> <tr><td>.1 %</td><td>3.84 dB</td></tr> <tr><td>.01 %</td><td>4.32 dB</td></tr> </table> <p>Date: 2.FEB.2024 15:23:09</p>	10 %	1.80 dB	1 %	2.96 dB	.1 %	3.84 dB	.01 %	4.32 dB
10 %	1.80 dB																
1 %	2.76 dB																
.1 %	3.32 dB																
.01 %	3.56 dB																
10 %	1.80 dB																
1 %	2.96 dB																
.1 %	3.84 dB																
.01 %	4.32 dB																
<p style="text-align: center;"><b>Middle Channel</b></p>  <p>Center: 836.4 MHz    2 dB/    Mean Pwr = 20 dB</p> <p>Complementary Cumulative Distribution Function (100000 samples) Trace 1 Mean 23.79 dBm Peak 27.57 dBm Crest 3.78 dB</p> <table border="1"> <tr><td>10 %</td><td>1.80 dB</td></tr> <tr><td>1 %</td><td>2.80 dB</td></tr> <tr><td>.1 %</td><td>3.36 dB</td></tr> <tr><td>.01 %</td><td>3.60 dB</td></tr> </table> <p>Date: 2.FEB.2024 16:29:20</p>	10 %	1.80 dB	1 %	2.80 dB	.1 %	3.36 dB	.01 %	3.60 dB	<p style="text-align: center;"><b>Middle Channel</b></p>  <p>Center: 1.88 GHz    2 dB/    Mean Pwr = 20 dB</p> <p>Complementary Cumulative Distribution Function (100000 samples) Trace 1 Mean 23.64 dBm Peak 28.35 dBm Crest 4.71 dB</p> <table border="1"> <tr><td>10 %</td><td>1.88 dB</td></tr> <tr><td>1 %</td><td>3.04 dB</td></tr> <tr><td>.1 %</td><td>3.84 dB</td></tr> <tr><td>.01 %</td><td>4.32 dB</td></tr> </table> <p>Date: 2.FEB.2024 15:23:30</p>	10 %	1.88 dB	1 %	3.04 dB	.1 %	3.84 dB	.01 %	4.32 dB
10 %	1.80 dB																
1 %	2.80 dB																
.1 %	3.36 dB																
.01 %	3.60 dB																
10 %	1.88 dB																
1 %	3.04 dB																
.1 %	3.84 dB																
.01 %	4.32 dB																
<p style="text-align: center;"><b>Highest Channel</b></p>  <p>Center: 846.6 MHz    2 dB/    Mean Pwr = 20 dB</p> <p>Complementary Cumulative Distribution Function (100000 samples) Trace 1 Mean 23.99 dBm Peak 27.64 dBm Crest 3.66 dB</p> <table border="1"> <tr><td>10 %</td><td>1.84 dB</td></tr> <tr><td>1 %</td><td>2.80 dB</td></tr> <tr><td>.1 %</td><td>3.32 dB</td></tr> <tr><td>.01 %</td><td>3.52 dB</td></tr> </table> <p>Date: 2.FEB.2024 16:29:39</p>	10 %	1.84 dB	1 %	2.80 dB	.1 %	3.32 dB	.01 %	3.52 dB	<p style="text-align: center;"><b>Highest Channel</b></p>  <p>Center: 1.9076 GHz    2 dB/    Mean Pwr = 20 dB</p> <p>Complementary Cumulative Distribution Function (100000 samples) Trace 1 Mean 23.37 dBm Peak 27.36 dBm Crest 3.99 dB</p> <table border="1"> <tr><td>10 %</td><td>1.76 dB</td></tr> <tr><td>1 %</td><td>2.80 dB</td></tr> <tr><td>.1 %</td><td>3.52 dB</td></tr> <tr><td>.01 %</td><td>3.80 dB</td></tr> </table> <p>Date: 2.FEB.2024 15:23:59</p>	10 %	1.76 dB	1 %	2.80 dB	.1 %	3.52 dB	.01 %	3.80 dB
10 %	1.84 dB																
1 %	2.80 dB																
.1 %	3.32 dB																
.01 %	3.52 dB																
10 %	1.76 dB																
1 %	2.80 dB																
.1 %	3.52 dB																
.01 %	3.80 dB																



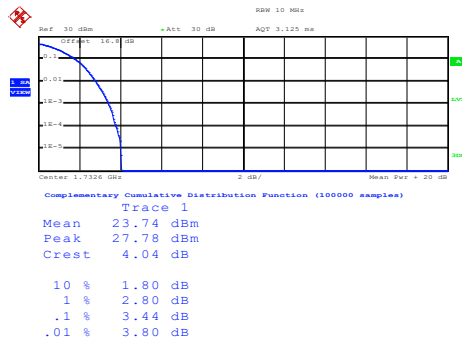
WCDMA Band IV (RMC 12.2Kbps)

Lowest Channel



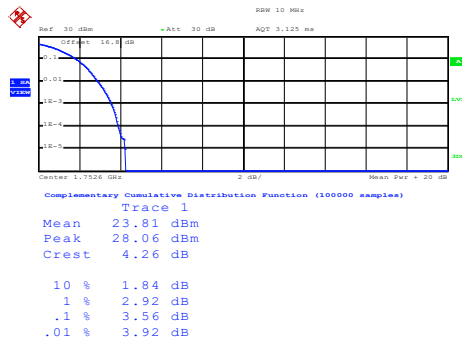
Date: 2.FEB.2024 16:04:22

Middle Channel



Date: 2.FEB.2024 16:04:42

Highest Channel



Date: 2.FEB.2024 16:05:04

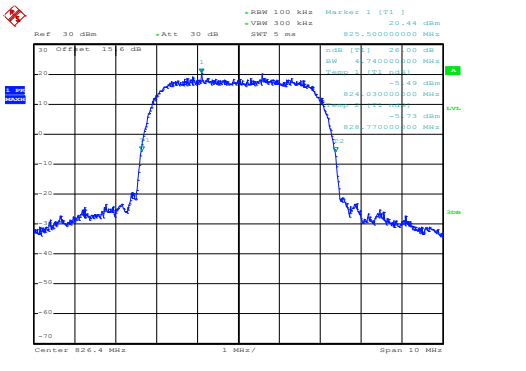
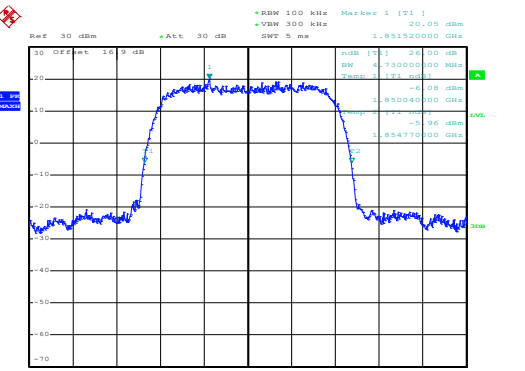
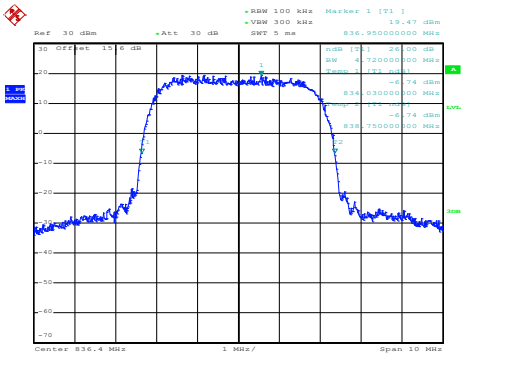
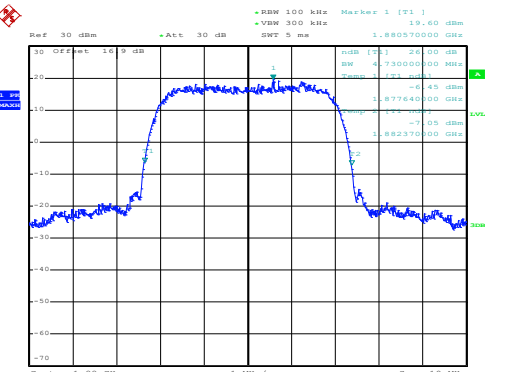
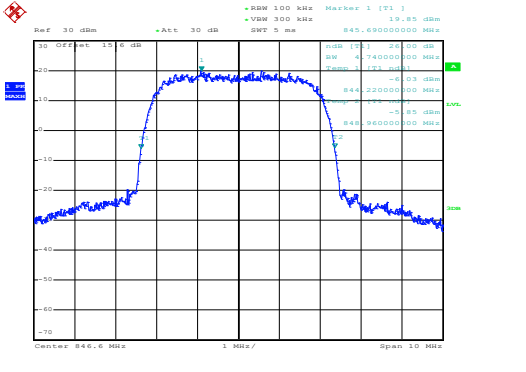
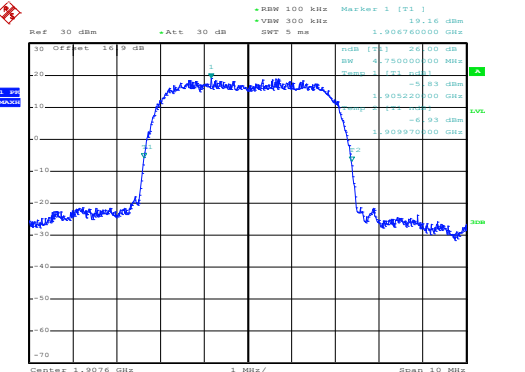


**26dB Bandwidth**

Mode	WCDMA Band V 26dB BW(MHz)	WCDMA Band II 26dB BW(MHz)	WCDMA Band IV 26dB BW(MHz)
Mod.	RMC 12.2Kbps	RMC 12.2Kbps	RMC 12.2Kbps
Lowest CH	4.74	4.73	4.74
Middle CH	4.72	4.73	4.75
Highest CH	4.74	4.75	4.73



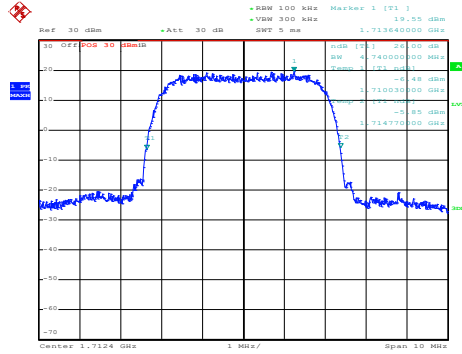


WCDMA Band V (RMC 12.2Kbps)	WCDMA Band II (RMC 12.2Kbps)
Lowest Channel	Lowest Channel
 <p>Ref 30 dBm +Att 30 dB +RBW 100 kHz Marker 1 [T1] 20.44 dBm +VSW 300 kHz SW 5 ms 825.50000000 MHz</p> <p>dBm [1] 20.00 dBm BW 4.74000000 MHz Span 1 10.00 MHz LVL: -4.03 dBm -5.85 dBm -7.73 dBm</p> <p>Center 826.4 MHz 1 MHz/ Span 10 MHz</p> <p>Date: 2.FEB.2024 16:13:03</p>	 <p>Ref 30 dBm +Att 30 dB +RBW 100 kHz Marker 1 [T1] 20.05 dBm +VSW 300 kHz SW 5 ms 1.851520000 GHz</p> <p>dBm [1] 20.00 dBm BW 4.73000000 MHz Span 1 10.00 MHz LVL: -4.00 dBm -6.25 dBm -9.96 dBm</p> <p>Center 1.8524 GHz 1 MHz/ Span 10 MHz</p> <p>Date: 2.FEB.2024 15:02:21</p>
Middle Channel	Middle Channel
 <p>Ref 30 dBm +Att 30 dB +RBW 100 kHz Marker 1 [T1] 19.47 dBm +VSW 300 kHz SW 5 ms 836.55000000 MHz</p> <p>dBm [1] 20.00 dBm BW 4.72000000 MHz Span 1 10.00 MHz LVL: -4.74 dBm -6.74 dBm</p> <p>Center 836.4 MHz 1 MHz/ Span 10 MHz</p> <p>Date: 2.FEB.2024 16:13:48</p>	 <p>Ref 30 dBm +Att 30 dB +RBW 100 kHz Marker 1 [T1] 19.60 dBm +VSW 300 kHz SW 5 ms 1.889370000 GHz</p> <p>dBm [1] 20.00 dBm BW 4.73000000 MHz Span 1 10.00 MHz LVL: -4.25 dBm -6.77 dBm -7.85 dBm</p> <p>Center 1.88 GHz 1 MHz/ Span 10 MHz</p> <p>Date: 2.FEB.2024 15:03:09</p>
Highest Channel	Highest Channel
 <p>Ref 30 dBm +Att 30 dB +RBW 100 kHz Marker 1 [T1] 19.83 dBm +VSW 300 kHz SW 5 ms 845.69000000 MHz</p> <p>dBm [1] 20.00 dBm BW 4.74000000 MHz Span 1 10.00 MHz LVL: -4.03 dBm -5.85 dBm</p> <p>Center 846.6 MHz 1 MHz/ Span 10 MHz</p> <p>Date: 2.FEB.2024 16:15:03</p>	 <p>Ref 30 dBm +Att 30 dB +RBW 100 kHz Marker 1 [T1] 19.16 dBm +VSW 300 kHz SW 5 ms 1.908760000 GHz</p> <p>dBm [1] 20.00 dBm BW 4.75000000 MHz Span 1 10.00 MHz LVL: -4.81 dBm -6.93 dBm</p> <p>Center 1.9076 GHz 1 MHz/ Span 10 MHz</p> <p>Date: 2.FEB.2024 15:03:59</p>



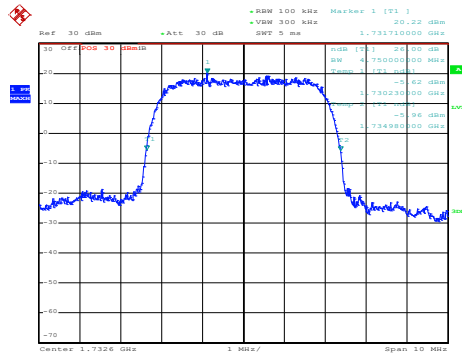
WCDMA Band IV (RMC 12.2Kbps)

Lowest Channel



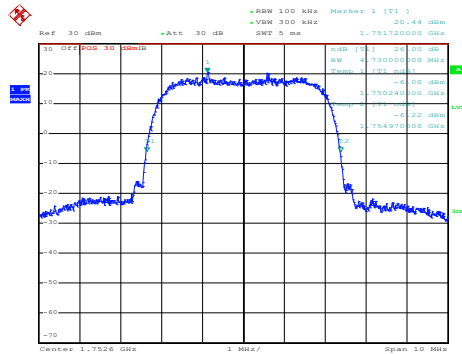
Date: 2.FEB.2024 15:45:33

Middle Channel



Date: 2.FEB.2024 15:46:15

Highest Channel



Date: 2.FEB.2024 15:46:54



**Occupied Bandwidth**

Mode	WCDMA Band V 99%OBW(MHz)	WCDMA Band II 99%OBW(MHz)	WCDMA Band IV 99%OBW(MHz)
Mod.	RMC 12.2Kbps	RMC 12.2Kbps	RMC 12.2Kbps
Lowest CH	4.16	4.17	4.17
Middle CH	4.15	4.17	4.17
Highest CH	4.14	4.17	4.17

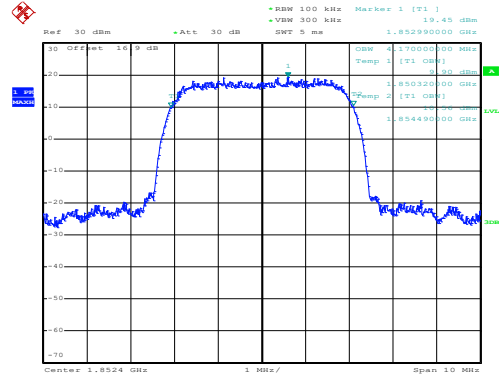
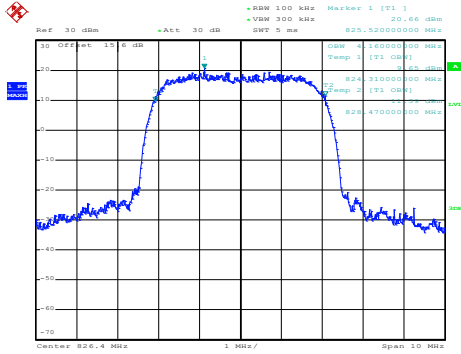


WCDMA Band V (RMC 12.2Kbps)

WCDMA Band II (RMC 12.2Kbps)

Lowest Channel

Lowest Channel

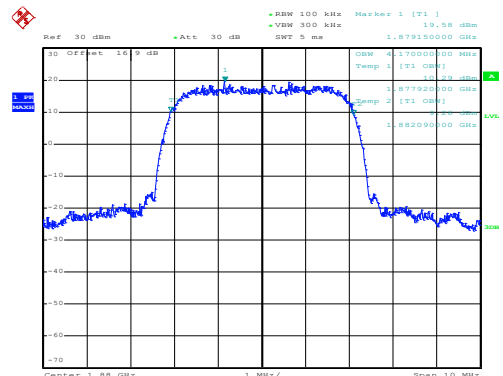
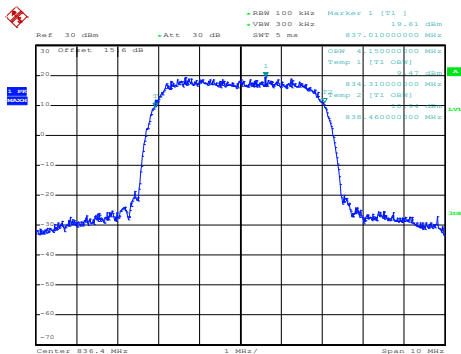


Date: 2.FEB.2024 16:16:39

Date: 2.FEB.2024 15:09:40

Middle Channel

Middle Channel

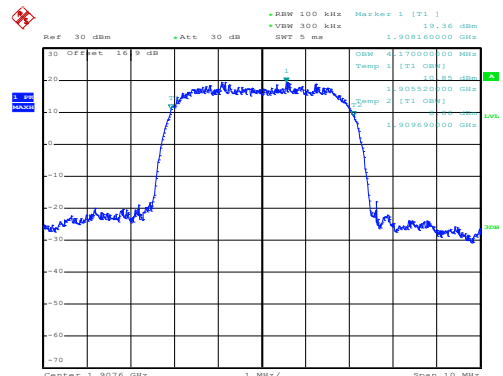
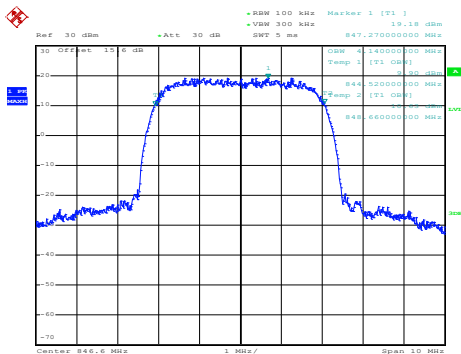


Date: 2.FEB.2024 16:17:34

Date: 2.FEB.2024 15:10:19

Highest Channel

Highest Channel



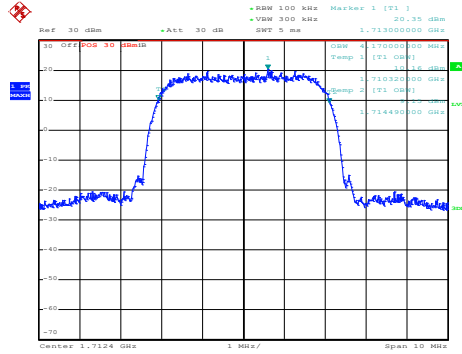
Date: 2.FEB.2024 16:18:30

Date: 2.FEB.2024 15:11:07



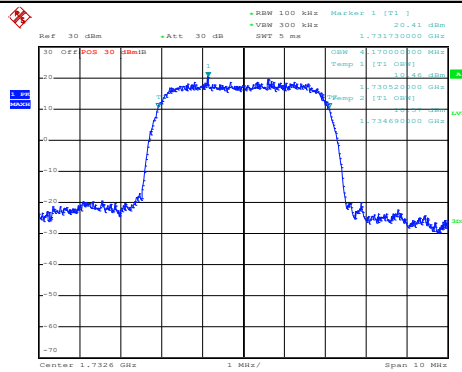
### WCDMA Band IV (RMC 12.2Kbps)

#### Lowest Channel



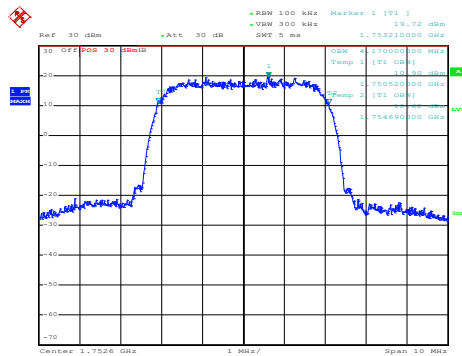
Date: 2.FEB.2024 15:48:46

#### Middle Channel



Date: 2.FEB.2024 15:49:25

#### Highest Channel



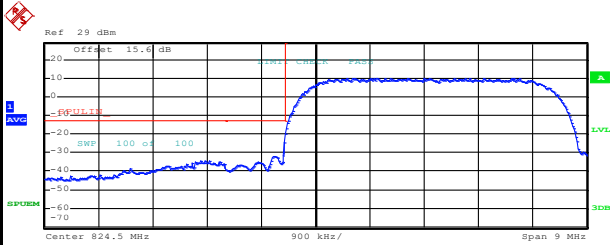
Date: 2.FEB.2024 15:50:04



# Conducted Band Edge

## WCDMA Band V (RMC 12.2Kbps)

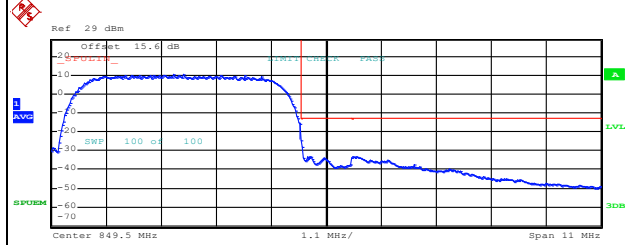
### Lowest Band Edge



Start [Hz]	Stop [Hz]	RBW [Hz]	Freq [Hz]	PwrAbs [dBm]	ΔLimit [dB]
820.000 M	823.000 M	100.00 k	822.592000 M	-34.18	-21.18
823.000 M	824.000 M	50.00 k	823.996000 M	-25.12	-12.12
824.000 M	829.000 M	100.00 k	825.530000 M	10.21	-24.79

Date: 2.FEB.2024 16:21:58

### Highest Band Edge



Start [Hz]	Stop [Hz]	RBW [Hz]	Freq [Hz]	PwrAbs [dBm]	ΔLimit [dB]
844.000 M	849.000 M	100.00 k	846.645000 M	10.62	-24.38
849.000 M	850.000 M	50.00 k	849.004000 M	-25.24	-12.24
850.000 M	855.000 M	100.00 k	850.115000 M	-33.13	-20.13

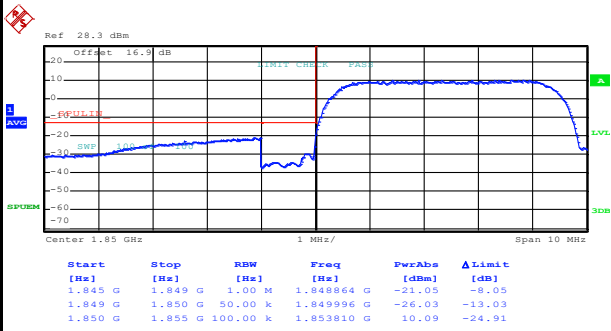
Date: 2.FEB.2024 16:25:04



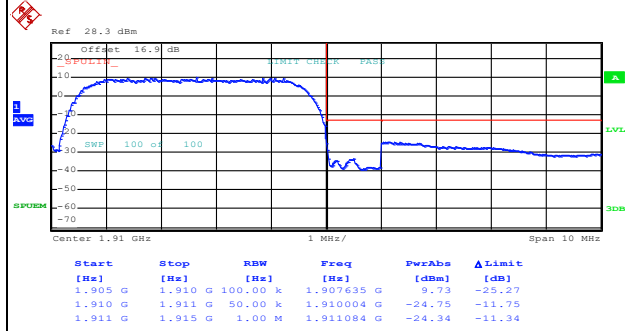
WCDMA Band II (RMC 12.2Kbps)

Lowest Band Edge

Highest Band Edge



Date: 2.FEB.2024 15:14:40



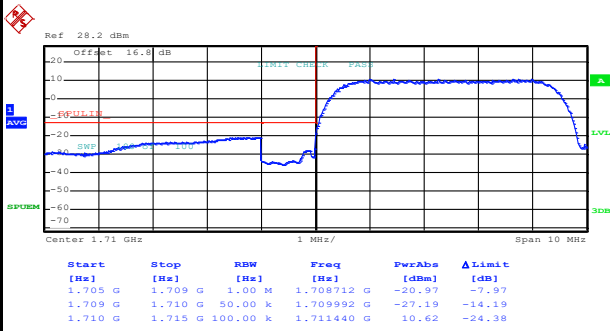
Date: 2.FEB.2024 15:17:34



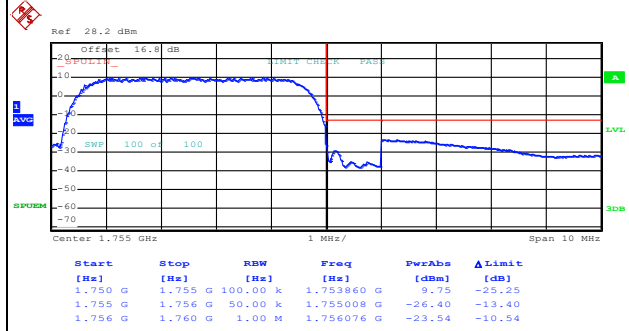
WCDMA Band IV (RMC 12.2Kbps)

Lowest Band Edge

Highest Band Edge



Date: 2.FEB.2024 15:54:47

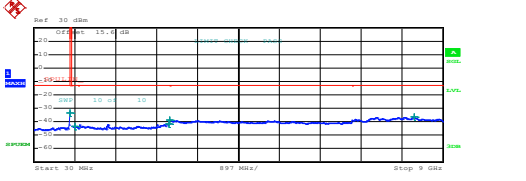
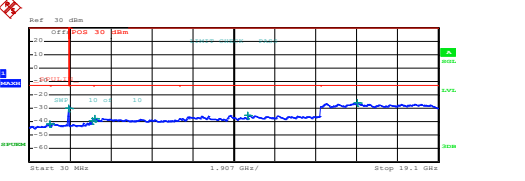
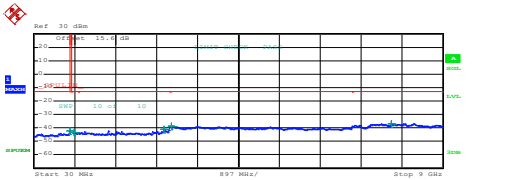
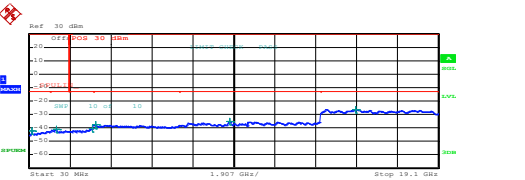
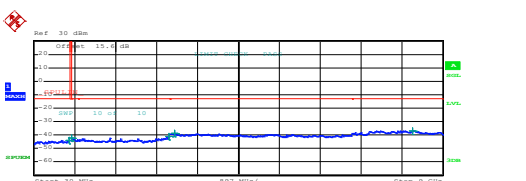
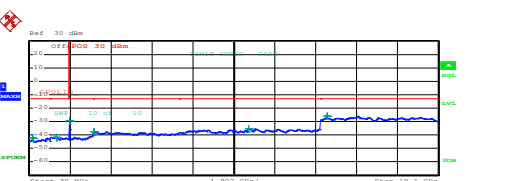


Date: 2.FEB.2024 15:57:42





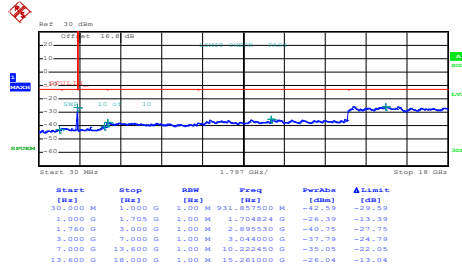
# Conducted Spurious Emission

WCDMA Band V (RMC 12.2Kbps)	WCDMA Band II (RMC 12.2Kbps)																																																																														
Lowest Channel	Lowest Channel																																																																														
 <table border="1" data-bbox="231 660 718 739"> <thead> <tr> <th>Start [Hz]</th> <th>Stop [Hz]</th> <th>RBW [Hz]</th> <th>Freq [Hz]</th> <th>PwrAbs [dBm]</th> <th>ΔLimit [dB]</th> </tr> </thead> <tbody> <tr><td>30,000 M</td><td>820,000 M</td><td>1,000 M</td><td>817,235000 M</td><td>-33.16</td><td>-20.16</td></tr> <tr><td>855,000 M</td><td>1,000 G</td><td>1,000 M</td><td>923,440005 M</td><td>-43.27</td><td>-30.27</td></tr> <tr><td>1,000 G</td><td>3,000 G</td><td>1,000 M</td><td>2,983000 G</td><td>-42.51</td><td>-28.51</td></tr> <tr><td>3,000 G</td><td>7,000 G</td><td>1,000 M</td><td>3,004000 G</td><td>-38.48</td><td>-25.48</td></tr> <tr><td>7,000 G</td><td>9,000 G</td><td>1,000 M</td><td>8,364000 G</td><td>-36.19</td><td>-23.19</td></tr> </tbody> </table> <p data-bbox="207 907 383 918">Date: 2.FEB.2024 16:26:26</p>	Start [Hz]	Stop [Hz]	RBW [Hz]	Freq [Hz]	PwrAbs [dBm]	ΔLimit [dB]	30,000 M	820,000 M	1,000 M	817,235000 M	-33.16	-20.16	855,000 M	1,000 G	1,000 M	923,440005 M	-43.27	-30.27	1,000 G	3,000 G	1,000 M	2,983000 G	-42.51	-28.51	3,000 G	7,000 G	1,000 M	3,004000 G	-38.48	-25.48	7,000 G	9,000 G	1,000 M	8,364000 G	-36.19	-23.19	 <table border="1" data-bbox="885 660 1372 739"> <thead> <tr> <th>Start [Hz]</th> <th>Stop [Hz]</th> <th>RBW [Hz]</th> <th>Freq [Hz]</th> <th>PwrAbs [dBm]</th> <th>ΔLimit [dB]</th> </tr> </thead> <tbody> <tr><td>30,000 M</td><td>3,000 G</td><td>1,000 M</td><td>997,815000 M</td><td>-41.78</td><td>-28.78</td></tr> <tr><td>1,000 G</td><td>3,845 G</td><td>1,000 M</td><td>1,844578 G</td><td>-29.88</td><td>-16.88</td></tr> <tr><td>1,915 G</td><td>3,000 G</td><td>1,000 M</td><td>2,975859 G</td><td>-39.54</td><td>-26.54</td></tr> <tr><td>3,000 G</td><td>7,000 G</td><td>1,000 M</td><td>3,049000 G</td><td>-37.41</td><td>-24.41</td></tr> <tr><td>7,000 G</td><td>13,600 G</td><td>1,000 M</td><td>10,212550 G</td><td>-35.27</td><td>-22.27</td></tr> <tr><td>13,600 G</td><td>19,100 G</td><td>1,000 M</td><td>15,335938 G</td><td>-25.74</td><td>-12.74</td></tr> </tbody> </table> <p data-bbox="853 907 1029 918">Date: 2.FEB.2024 15:20:07</p>	Start [Hz]	Stop [Hz]	RBW [Hz]	Freq [Hz]	PwrAbs [dBm]	ΔLimit [dB]	30,000 M	3,000 G	1,000 M	997,815000 M	-41.78	-28.78	1,000 G	3,845 G	1,000 M	1,844578 G	-29.88	-16.88	1,915 G	3,000 G	1,000 M	2,975859 G	-39.54	-26.54	3,000 G	7,000 G	1,000 M	3,049000 G	-37.41	-24.41	7,000 G	13,600 G	1,000 M	10,212550 G	-35.27	-22.27	13,600 G	19,100 G	1,000 M	15,335938 G	-25.74	-12.74
Start [Hz]	Stop [Hz]	RBW [Hz]	Freq [Hz]	PwrAbs [dBm]	ΔLimit [dB]																																																																										
30,000 M	820,000 M	1,000 M	817,235000 M	-33.16	-20.16																																																																										
855,000 M	1,000 G	1,000 M	923,440005 M	-43.27	-30.27																																																																										
1,000 G	3,000 G	1,000 M	2,983000 G	-42.51	-28.51																																																																										
3,000 G	7,000 G	1,000 M	3,004000 G	-38.48	-25.48																																																																										
7,000 G	9,000 G	1,000 M	8,364000 G	-36.19	-23.19																																																																										
Start [Hz]	Stop [Hz]	RBW [Hz]	Freq [Hz]	PwrAbs [dBm]	ΔLimit [dB]																																																																										
30,000 M	3,000 G	1,000 M	997,815000 M	-41.78	-28.78																																																																										
1,000 G	3,845 G	1,000 M	1,844578 G	-29.88	-16.88																																																																										
1,915 G	3,000 G	1,000 M	2,975859 G	-39.54	-26.54																																																																										
3,000 G	7,000 G	1,000 M	3,049000 G	-37.41	-24.41																																																																										
7,000 G	13,600 G	1,000 M	10,212550 G	-35.27	-22.27																																																																										
13,600 G	19,100 G	1,000 M	15,335938 G	-25.74	-12.74																																																																										
Middle Channel	Middle Channel																																																																														
 <table border="1" data-bbox="231 1173 718 1254"> <thead> <tr> <th>Start [Hz]</th> <th>Stop [Hz]</th> <th>RBW [Hz]</th> <th>Freq [Hz]</th> <th>PwrAbs [dBm]</th> <th>ΔLimit [dB]</th> </tr> </thead> <tbody> <tr><td>30,000 M</td><td>820,000 M</td><td>1,000 M</td><td>819,210000 M</td><td>-41.96</td><td>-28.96</td></tr> <tr><td>855,000 M</td><td>3,000 G</td><td>1,000 M</td><td>911,803704 M</td><td>-42.04</td><td>-29.04</td></tr> <tr><td>1,000 G</td><td>3,000 G</td><td>1,000 M</td><td>2,975000 G</td><td>-41.20</td><td>-28.20</td></tr> <tr><td>3,000 G</td><td>7,000 G</td><td>1,000 M</td><td>3,052000 G</td><td>-38.76</td><td>-25.76</td></tr> <tr><td>7,000 G</td><td>9,000 G</td><td>1,000 M</td><td>7,870000 G</td><td>-36.85</td><td>-23.85</td></tr> </tbody> </table> <p data-bbox="207 1420 383 1431">Date: 2.FEB.2024 16:27:25</p>	Start [Hz]	Stop [Hz]	RBW [Hz]	Freq [Hz]	PwrAbs [dBm]	ΔLimit [dB]	30,000 M	820,000 M	1,000 M	819,210000 M	-41.96	-28.96	855,000 M	3,000 G	1,000 M	911,803704 M	-42.04	-29.04	1,000 G	3,000 G	1,000 M	2,975000 G	-41.20	-28.20	3,000 G	7,000 G	1,000 M	3,052000 G	-38.76	-25.76	7,000 G	9,000 G	1,000 M	7,870000 G	-36.85	-23.85	 <table border="1" data-bbox="885 1173 1372 1254"> <thead> <tr> <th>Start [Hz]</th> <th>Stop [Hz]</th> <th>RBW [Hz]</th> <th>Freq [Hz]</th> <th>PwrAbs [dBm]</th> <th>ΔLimit [dB]</th> </tr> </thead> <tbody> <tr><td>30,000 M</td><td>3,000 G</td><td>1,000 M</td><td>142,742500 M</td><td>-42.39</td><td>-29.39</td></tr> <tr><td>3,000 G</td><td>3,845 G</td><td>1,000 M</td><td>3,258836 G</td><td>-40.35</td><td>-27.35</td></tr> <tr><td>1,915 G</td><td>3,000 G</td><td>1,000 M</td><td>2,985352 G</td><td>-40.41</td><td>-27.41</td></tr> <tr><td>3,000 G</td><td>7,000 G</td><td>1,000 M</td><td>3,110000 G</td><td>-37.77</td><td>-24.77</td></tr> <tr><td>7,000 G</td><td>13,600 G</td><td>1,000 M</td><td>8,335500 G</td><td>-35.37</td><td>-22.37</td></tr> <tr><td>13,600 G</td><td>19,100 G</td><td>1,000 M</td><td>15,255500 G</td><td>-26.18</td><td>-13.18</td></tr> </tbody> </table> <p data-bbox="853 1420 1029 1431">Date: 2.FEB.2024 15:21:28</p>	Start [Hz]	Stop [Hz]	RBW [Hz]	Freq [Hz]	PwrAbs [dBm]	ΔLimit [dB]	30,000 M	3,000 G	1,000 M	142,742500 M	-42.39	-29.39	3,000 G	3,845 G	1,000 M	3,258836 G	-40.35	-27.35	1,915 G	3,000 G	1,000 M	2,985352 G	-40.41	-27.41	3,000 G	7,000 G	1,000 M	3,110000 G	-37.77	-24.77	7,000 G	13,600 G	1,000 M	8,335500 G	-35.37	-22.37	13,600 G	19,100 G	1,000 M	15,255500 G	-26.18	-13.18
Start [Hz]	Stop [Hz]	RBW [Hz]	Freq [Hz]	PwrAbs [dBm]	ΔLimit [dB]																																																																										
30,000 M	820,000 M	1,000 M	819,210000 M	-41.96	-28.96																																																																										
855,000 M	3,000 G	1,000 M	911,803704 M	-42.04	-29.04																																																																										
1,000 G	3,000 G	1,000 M	2,975000 G	-41.20	-28.20																																																																										
3,000 G	7,000 G	1,000 M	3,052000 G	-38.76	-25.76																																																																										
7,000 G	9,000 G	1,000 M	7,870000 G	-36.85	-23.85																																																																										
Start [Hz]	Stop [Hz]	RBW [Hz]	Freq [Hz]	PwrAbs [dBm]	ΔLimit [dB]																																																																										
30,000 M	3,000 G	1,000 M	142,742500 M	-42.39	-29.39																																																																										
3,000 G	3,845 G	1,000 M	3,258836 G	-40.35	-27.35																																																																										
1,915 G	3,000 G	1,000 M	2,985352 G	-40.41	-27.41																																																																										
3,000 G	7,000 G	1,000 M	3,110000 G	-37.77	-24.77																																																																										
7,000 G	13,600 G	1,000 M	8,335500 G	-35.37	-22.37																																																																										
13,600 G	19,100 G	1,000 M	15,255500 G	-26.18	-13.18																																																																										
Highest Channel	Highest Channel																																																																														
 <table border="1" data-bbox="231 1686 718 1769"> <thead> <tr> <th>Start [Hz]</th> <th>Stop [Hz]</th> <th>RBW [Hz]</th> <th>Freq [Hz]</th> <th>PwrAbs [dBm]</th> <th>ΔLimit [dB]</th> </tr> </thead> <tbody> <tr><td>30,000 M</td><td>820,000 M</td><td>1,000 M</td><td>809,335000 M</td><td>-43.96</td><td>-30.96</td></tr> <tr><td>855,000 M</td><td>1,000 G</td><td>1,000 M</td><td>855,072500 M</td><td>-42.23</td><td>-29.23</td></tr> <tr><td>1,000 G</td><td>3,000 G</td><td>1,000 M</td><td>2,988000 G</td><td>-41.95</td><td>-28.95</td></tr> <tr><td>3,000 G</td><td>7,000 G</td><td>1,000 M</td><td>3,111000 G</td><td>-38.93</td><td>-25.93</td></tr> <tr><td>7,000 G</td><td>9,000 G</td><td>1,000 M</td><td>8,334500 G</td><td>-36.95</td><td>-23.95</td></tr> </tbody> </table> <p data-bbox="207 1933 383 1944">Date: 2.FEB.2024 16:28:20</p>	Start [Hz]	Stop [Hz]	RBW [Hz]	Freq [Hz]	PwrAbs [dBm]	ΔLimit [dB]	30,000 M	820,000 M	1,000 M	809,335000 M	-43.96	-30.96	855,000 M	1,000 G	1,000 M	855,072500 M	-42.23	-29.23	1,000 G	3,000 G	1,000 M	2,988000 G	-41.95	-28.95	3,000 G	7,000 G	1,000 M	3,111000 G	-38.93	-25.93	7,000 G	9,000 G	1,000 M	8,334500 G	-36.95	-23.95	 <table border="1" data-bbox="885 1686 1372 1769"> <thead> <tr> <th>Start [Hz]</th> <th>Stop [Hz]</th> <th>RBW [Hz]</th> <th>Freq [Hz]</th> <th>PwrAbs [dBm]</th> <th>ΔLimit [dB]</th> </tr> </thead> <tbody> <tr><td>30,000 M</td><td>3,000 G</td><td>1,000 M</td><td>168,952500 M</td><td>-42.34</td><td>-29.34</td></tr> <tr><td>1,000 G</td><td>3,845 G</td><td>1,000 M</td><td>1,299764 G</td><td>-41.66</td><td>-28.66</td></tr> <tr><td>1,915 G</td><td>3,000 G</td><td>1,000 M</td><td>1,932071 G</td><td>-29.28</td><td>-16.28</td></tr> <tr><td>3,000 G</td><td>7,000 G</td><td>1,000 M</td><td>3,045000 G</td><td>-37.74</td><td>-24.74</td></tr> <tr><td>7,000 G</td><td>13,600 G</td><td>1,000 M</td><td>10,236475 G</td><td>-35.27</td><td>-22.27</td></tr> <tr><td>13,600 G</td><td>19,100 G</td><td>1,000 M</td><td>13,907333 G</td><td>-25.63</td><td>-12.63</td></tr> </tbody> </table> <p data-bbox="853 1933 1029 1944">Date: 2.FEB.2024 15:22:27</p>	Start [Hz]	Stop [Hz]	RBW [Hz]	Freq [Hz]	PwrAbs [dBm]	ΔLimit [dB]	30,000 M	3,000 G	1,000 M	168,952500 M	-42.34	-29.34	1,000 G	3,845 G	1,000 M	1,299764 G	-41.66	-28.66	1,915 G	3,000 G	1,000 M	1,932071 G	-29.28	-16.28	3,000 G	7,000 G	1,000 M	3,045000 G	-37.74	-24.74	7,000 G	13,600 G	1,000 M	10,236475 G	-35.27	-22.27	13,600 G	19,100 G	1,000 M	13,907333 G	-25.63	-12.63
Start [Hz]	Stop [Hz]	RBW [Hz]	Freq [Hz]	PwrAbs [dBm]	ΔLimit [dB]																																																																										
30,000 M	820,000 M	1,000 M	809,335000 M	-43.96	-30.96																																																																										
855,000 M	1,000 G	1,000 M	855,072500 M	-42.23	-29.23																																																																										
1,000 G	3,000 G	1,000 M	2,988000 G	-41.95	-28.95																																																																										
3,000 G	7,000 G	1,000 M	3,111000 G	-38.93	-25.93																																																																										
7,000 G	9,000 G	1,000 M	8,334500 G	-36.95	-23.95																																																																										
Start [Hz]	Stop [Hz]	RBW [Hz]	Freq [Hz]	PwrAbs [dBm]	ΔLimit [dB]																																																																										
30,000 M	3,000 G	1,000 M	168,952500 M	-42.34	-29.34																																																																										
1,000 G	3,845 G	1,000 M	1,299764 G	-41.66	-28.66																																																																										
1,915 G	3,000 G	1,000 M	1,932071 G	-29.28	-16.28																																																																										
3,000 G	7,000 G	1,000 M	3,045000 G	-37.74	-24.74																																																																										
7,000 G	13,600 G	1,000 M	10,236475 G	-35.27	-22.27																																																																										
13,600 G	19,100 G	1,000 M	13,907333 G	-25.63	-12.63																																																																										



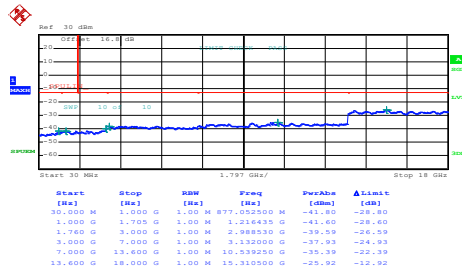
WCDMA Band IV (RMC 12.2Kbps)

Lowest Channel



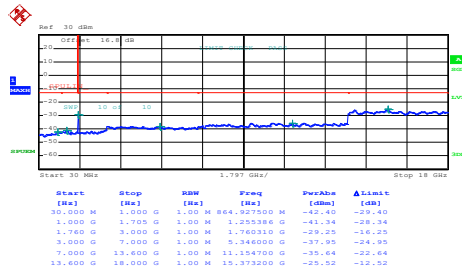
Date: 2.FEB.2024 16:00:23

Middle Channel



Date: 2.FEB.2024 16:01:43

Highest Channel



Date: 2.FEB.2024 16:02:59



**Frequency Stability**

Test Conditions	Middle Channel	WCDMA Band V (RMC 12.2Kbps)	Limit 2.5ppm
Temperature (°C)	Voltage (Volt)	Deviation (ppm)	Result
50	Normal Voltage	0.0012	PASS
40	Normal Voltage	0.0120	
30	Normal Voltage	0.0060	
20(Ref.)	Normal Voltage	0.0000	
10	Normal Voltage	0.0024	
0	Normal Voltage	0.0048	
-10	Normal Voltage	0.0120	
-20	Normal Voltage	0.0036	
-30	Normal Voltage	0.0084	
20	Maximum Voltage	0.0012	
20	Normal Voltage	0.0024	
20	Battery End Point	0.0036	

Test Conditions	Middle Channel	WCDMA Band II (RMC 12.2Kbps)	Limit Note 2.
Temperature (°C)	Voltage (Volt)	Deviation (ppm)	Result
50	Normal Voltage	0.0096	PASS
40	Normal Voltage	0.0074	
30	Normal Voltage	0.0048	
20(Ref.)	Normal Voltage	0.0000	
10	Normal Voltage	0.0011	
0	Normal Voltage	0.0027	
-10	Normal Voltage	0.0021	
-20	Normal Voltage	0.0037	
-30	Normal Voltage	0.0059	
20	Maximum Voltage	0.0011	
20	Normal Voltage	0.0005	
20	Battery End Point	0.0005	

**Note:**

1. Normal Voltage = 3.89 V. ; Battery End Point (BEP) = 3.6 V. ; Maximum Voltage =4.4 V
2. The frequency fundamental emissions stay within the authorized frequency block.



Test Conditions	Middle Channel	WCDMA Band IV (RMC 12.2Kbps)	Limit Note 2.
Temperature (°C)	Voltage (Volt)	Deviation (ppm)	Result
50	Normal Voltage	0.0162	PASS
40	Normal Voltage	0.0156	
30	Normal Voltage	0.0139	
20(Ref.)	Normal Voltage	0.0000	
10	Normal Voltage	0.0006	
0	Normal Voltage	0.0006	
-10	Normal Voltage	0.0017	
-20	Normal Voltage	0.0040	
-30	Normal Voltage	0.0063	
20	Maximum Voltage	0.0150	
20	Normal Voltage	0.0127	
20	Battery End Point	0.0104	

**Note:**

- 1. Normal Voltage = 3.89 V. ; Battery End Point (BEP) = 3.6 V. ; Maximum Voltage =4.4 V
- 2. The frequency fundamental emissions stay within the authorized frequency block.



## Appendix B. Test Results of Radiated Test

### B1. Summary of each worse mode

Mode	Part	Band	Ch	Freq (MHz)	Level (dBm)	Det	Ant Factor (dB)	Amp\ Cbl (dB)	Filter (dB)	EIRPCF (dB)	Reading (dBuV)	Limit (dBm)	Margin (dB)	Pol	Ant
1	Part 22H	GSM 850	M	2512	-40.38	RMS	32.42	-25.79	0.24	-95.23	47.98	-13.00	-27.38	H	ANT0\RSE (GSM)
2	Part 22H	GSM 850	M	2512	-54.42	RMS	32.42	-25.79	0.24	-95.23	33.94	-13.00	-41.42	V	ANT1\RSE(GSM)
3	Part 22H	WCDMA B5	H	3384	-57.66	RMS	33.04	-23.02	0.15	-95.23	27.40	-13.00	-44.66	V	ANT0\RSE(WCDMA)
4	Part 22H	WCDMA B5	H	3384	-57.58	RMS	33.04	-23.02	0.15	-95.23	27.48	-13.00	-44.58	V	ANT1\RSE(WCDMA)
1	Part 24E	GSM 1900	L	5551	-51.03	RMS	34.70	-21.50	0.51	-95.23	30.49	-13.00	-38.03	H	ANT2\RSE(GSM)
2	Part 24E	GSM 1900	H	7639	-53.51	RMS	35.90	-19.42	0.35	-95.23	24.89	-13.00	-40.51	H	ANT0\RSE(GSM)
3	Part 24E	WCDMA B2	H	7630	-53.77	RMS	35.90	-19.41	0.35	-95.23	24.62	-13.00	-40.77	V	ANT2\RSE(WCDMA)
4	Part 24E	WCDMA B2	H	7630	-53.46	RMS	35.90	-19.41	0.35	-95.23	24.93	-13.00	-40.46	H	ANT0\RSE(WCDMA)
1	Part 27L	WCDMA B4	L	6855	-54.60	RMS	35.70	-20.11	0.60	-95.23	24.44	-13.00	-41.60	V	ANT2\RSE(WCDMA)
2	Part 27L	WCDMA B4	M	6930	-54.62	RMS	35.76	-20.14	0.36	-95.23	24.63	-13.00	-41.62	H	ANT0\RSE(WCDMA)

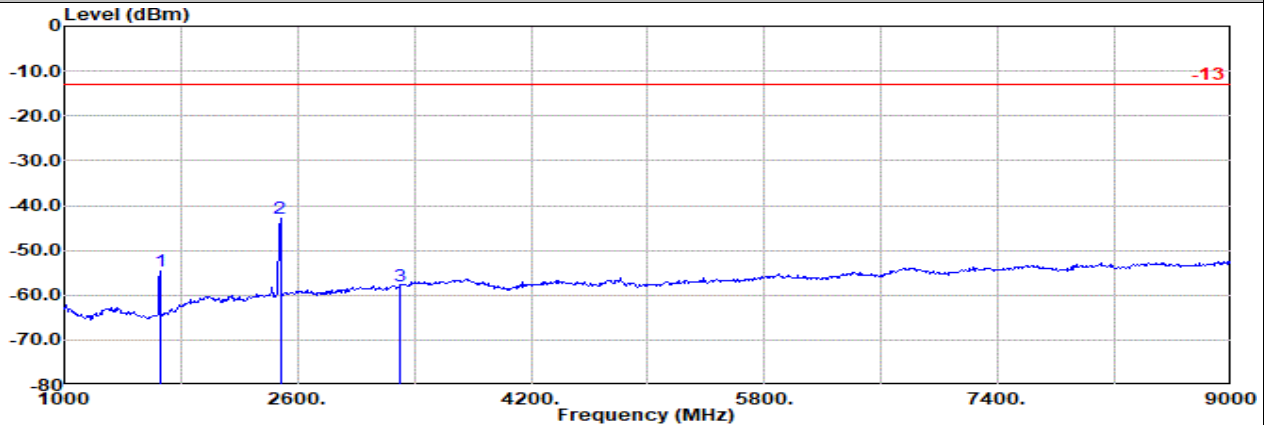


ANT0\RSE(GSM)

Part 22H Mode 1

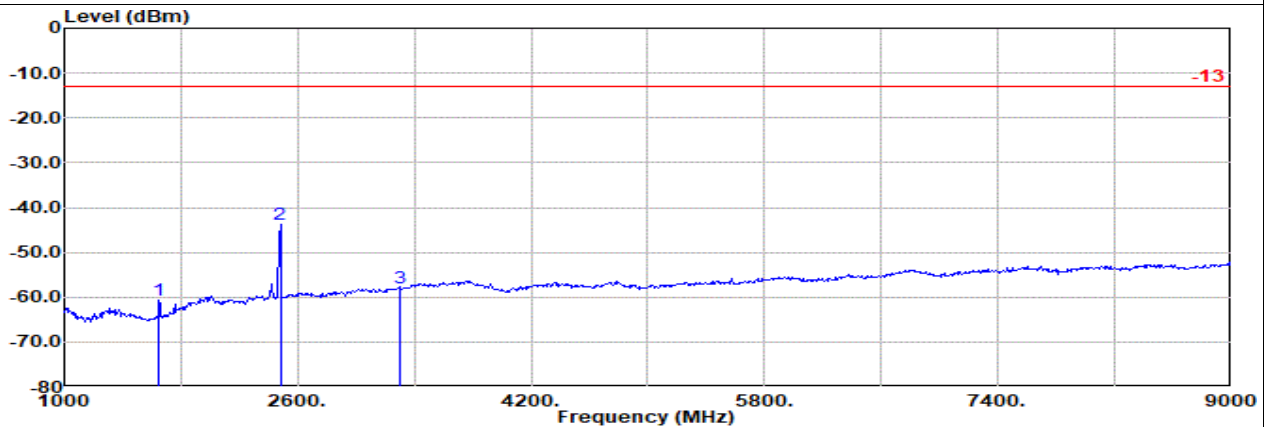
GSM 850 Ch128

L



Site : 03CH07-HY  
 Condition: -13 3m HF\_ANT\_00075962 Horizontal  
 Mode : GSM 850 Ch128

1	2	3	Freq MHz	Level dBm	Detector	Ant Amp\Cb Filter		EIRPCF	Readin g	Limit dBm	Margin dB	Pol	
						Factor	1						dB
			1656.00	-54.78	RMS	28.70	-27.68	0.31	-95.23	39.12	-13.00	-41.78	Horizontal
			2480.00	-42.95	RMS	32.10	-25.85	0.29	-95.23	45.74	-13.00	-29.95	Horizontal
			3296.00	-58.07	RMS	32.79	-23.63	0.14	-95.23	27.86	-13.00	-45.07	Horizontal



Site : 03CH07-HY  
 Condition: -13 3m HF\_ANT\_00075962 Vertical  
 Mode : GSM 850 Ch128

1	2	3	Freq MHz	Level dBm	Detector	Ant Amp\Cb Filter		EIRPCF	Readin g	Limit dBm	Margin dB	Pol	
						Factor	1						dB
			1648.00	-60.79	RMS	28.68	-27.70	0.31	-95.23	33.15	-13.00	-47.79	Vertical
			2480.00	-43.81	RMS	32.10	-25.85	0.29	-95.23	44.88	-13.00	-30.81	Vertical
			3296.00	-57.90	RMS	32.79	-23.63	0.14	-95.23	28.03	-13.00	-44.90	Vertical

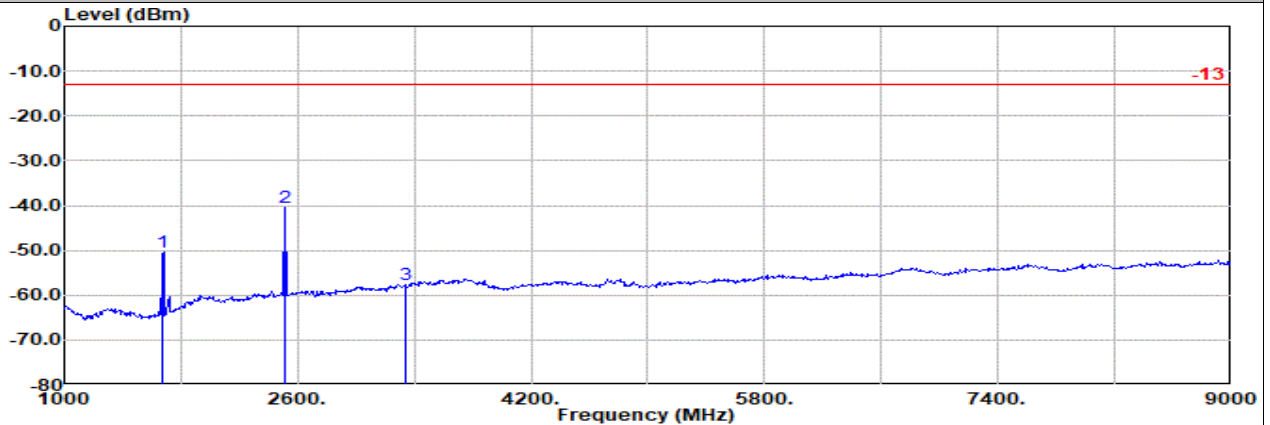


ANT0\RSE(GSM)

Part 22H Mode 1

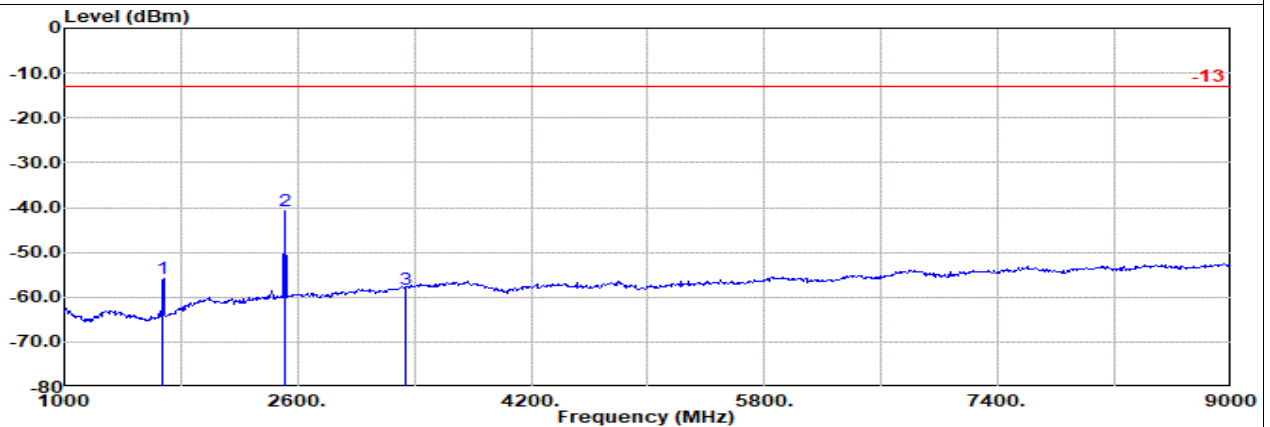
GSM 850 Ch189

M



Site : 03CH07-HY  
 Condition: -13 3m HF\_ANT\_00075962 Horizontal  
 Mode : GSM 850 Ch189

1	2	3	Freq Level		Detector	Ant Amp\Cb Filter		EIRPCF	Readin Limit		Margin Pol
			MHz	dBm		Factor	1		dB	dB	
1	1672.00	-50.55	RMS	28.70	-27.64	0.31	-95.23	43.31	-13.00	-37.55	Horizontal
2	2512.00	-40.38	RMS	32.42	-25.79	0.24	-95.23	47.98	-13.00	-27.38	Horizontal
3	3345.00	-57.65	RMS	32.89	-23.29	0.14	-95.23	27.84	-13.00	-44.65	Horizontal



Site : 03CH07-HY  
 Condition: -13 3m HF\_ANT\_00075962 Vertical  
 Mode : GSM 850 Ch189

1	2	3	Freq Level		Detector	Ant Amp\Cb Filter		EIRPCF	Readin Limit		Margin Pol
			MHz	dBm		Factor	1		dB	dB	
1	1672.00	-55.89	RMS	28.70	-27.64	0.31	-95.23	37.97	-13.00	-42.89	Vertical
2	2512.00	-40.71	RMS	32.42	-25.79	0.24	-95.23	47.65	-13.00	-27.71	Vertical
3	3345.00	-58.20	RMS	32.89	-23.29	0.14	-95.23	27.29	-13.00	-45.20	Vertical

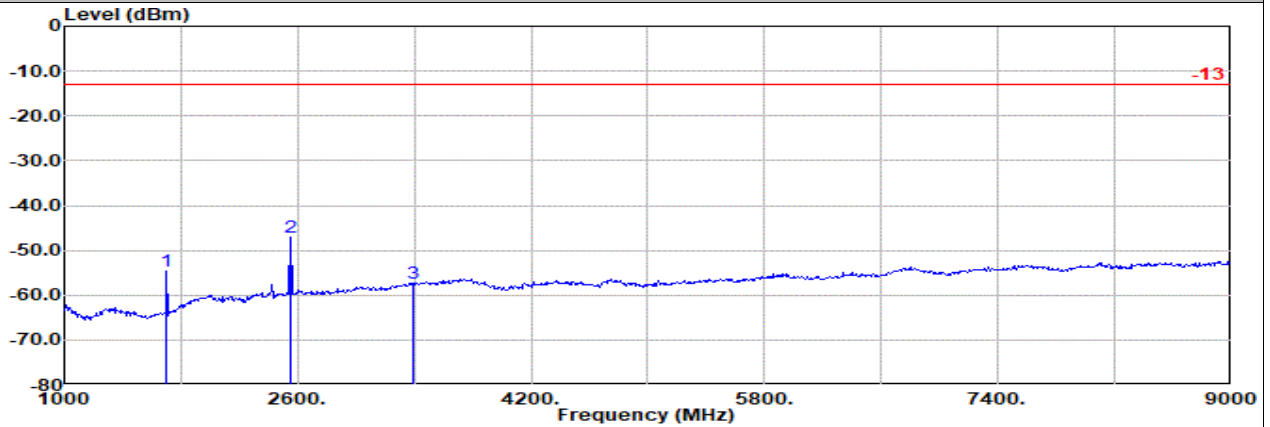


ANT0\RSE(GSM)

Part 22H Mode 1

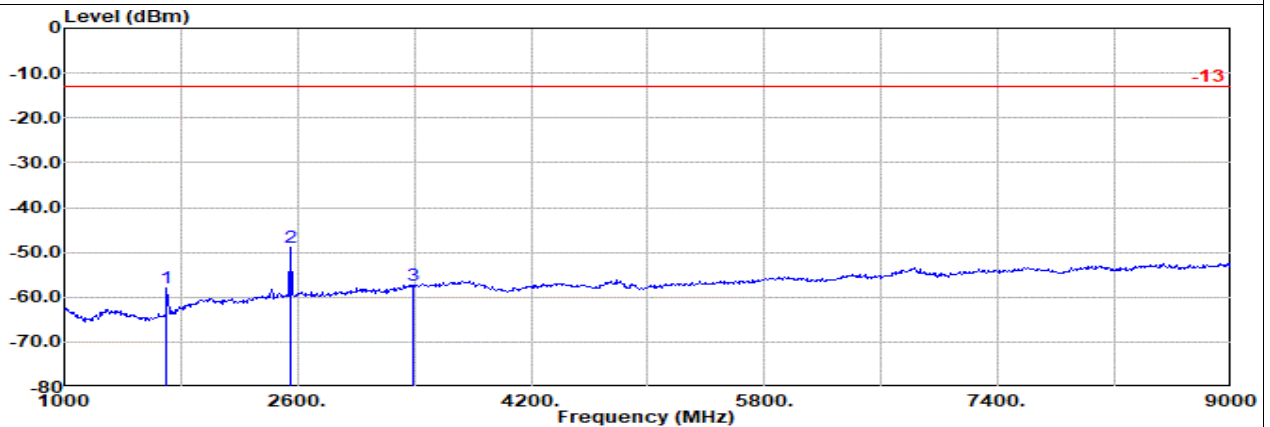
GSM 850 Ch251

H



Site : 03CH07-HY  
 Condition: -13 3m HF\_ANT\_00075962 Horizontal  
 Mode : GSM 850 Ch251

1	2	3	MHz	Level dBm	Detector	Ant Amp\Cb Filter		EIRPCF	Readin g	Limit g	Margin	Pol	
						Factor	1						dB
			1704.00	-54.58	RMS	28.84	-27.57	0.31	-95.23	39.07	-13.00	-41.58	Horizontal
			2552.00	-46.99	RMS	32.62	-25.72	0.19	-95.23	41.15	-13.00	-33.99	Horizontal
			3392.00	-57.32	RMS	33.07	-22.96	0.15	-95.23	27.65	-13.00	-44.32	Horizontal



Site : 03CH07-HY  
 Condition: -13 3m HF\_ANT\_00075962 Vertical  
 Mode : GSM 850 Ch251

1	2	3	MHz	Level dBm	Detector	Ant Amp\Cb Filter		EIRPCF	Readin g	Limit g	Margin	Pol	
						Factor	1						dB
			1704.00	-58.09	RMS	28.84	-27.57	0.31	-95.23	35.56	-13.00	-45.09	Vertical
			2552.00	-49.02	RMS	32.62	-25.72	0.19	-95.23	39.12	-13.00	-36.02	Vertical
			3392.00	-57.41	RMS	33.07	-22.96	0.15	-95.23	27.56	-13.00	-44.41	Vertical



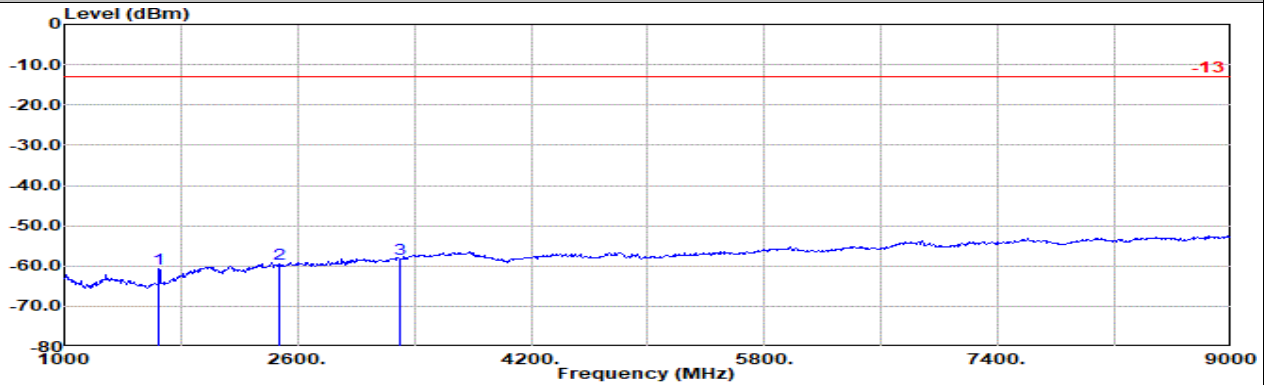


ANT1\RSE(GSM)

Part 22H Mode 2

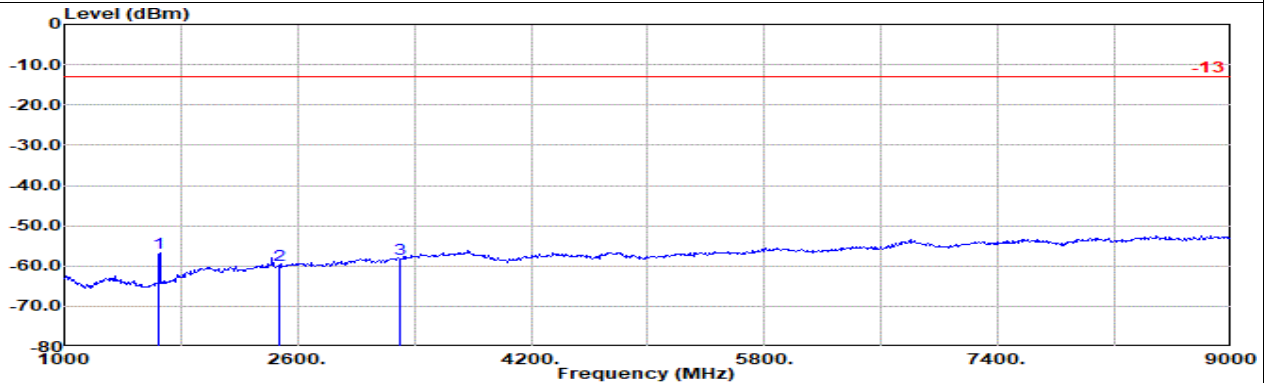
GSM 850 Ch128

L



Site : 03CH07-HY  
 Condition: -13 3m HF\_ANT\_00075962 Horizontal  
 Mode : GSM 850 Ch128  
 : #1 is fundamental signal which can be ignored.  
 : #2 is fundamental signal which can be ignored.  
 : #3 is fundamental signal which can be ignored.

	Freq	Level	Detector	Ant Factor	Amp\Cb	Filter	EIRPCF	Readin	Limit	Margin	Pol
	MHz	dBm		dB/m	dB	dB	dB	dBuV	dBm	dB	
1	1648.00	-60.71	RMS	28.68	-27.70	0.31	-95.23	33.23	-13.00	-47.71	Horizontal
2	2472.00	-59.47	RMS	32.10	-25.87	0.30	-95.23	29.23	-13.00	-46.47	Horizontal
3	3296.00	-58.29	RMS	32.79	-23.63	0.14	-95.23	27.64	-13.00	-45.29	Horizontal



Site : 03CH07-HY  
 Condition: -13 3m HF\_ANT\_00075962 Vertical  
 Mode : GSM 850 Ch128  
 : #1 is fundamental signal which can be ignored.  
 : #2 is fundamental signal which can be ignored.  
 : #3 is fundamental signal which can be ignored.

	Freq	Level	Detector	Ant Factor	Amp\Cb	Filter	EIRPCF	Readin	Limit	Margin	Pol
	MHz	dBm		dB/m	dB	dB	dB	dBuV	dBm	dB	
1	1648.00	-56.75	RMS	28.68	-27.70	0.31	-95.23	37.19	-13.00	-43.75	Vertical
2	2472.00	-59.68	RMS	32.10	-25.87	0.30	-95.23	29.02	-13.00	-46.68	Vertical
3	3296.00	-58.31	RMS	32.79	-23.63	0.14	-95.23	27.62	-13.00	-45.31	Vertical

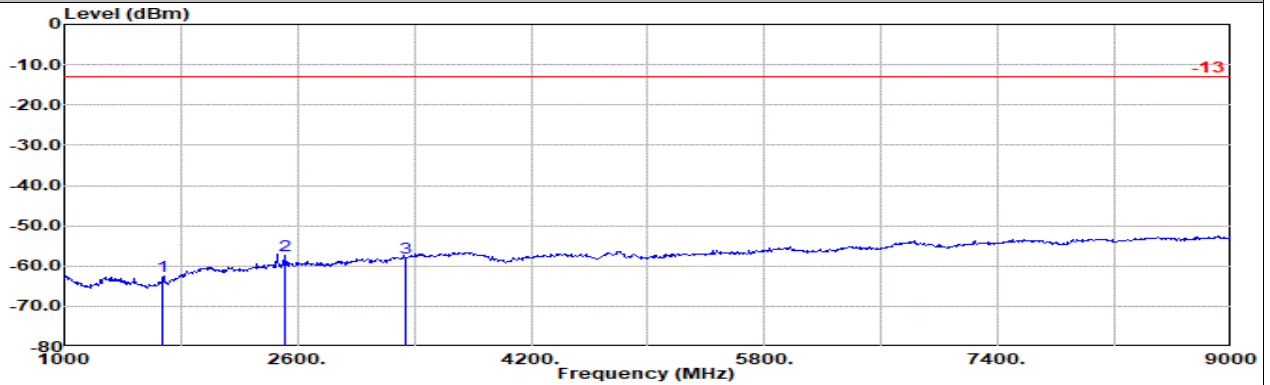


ANT1\RSE(GSM)

Part 22H Mode 2

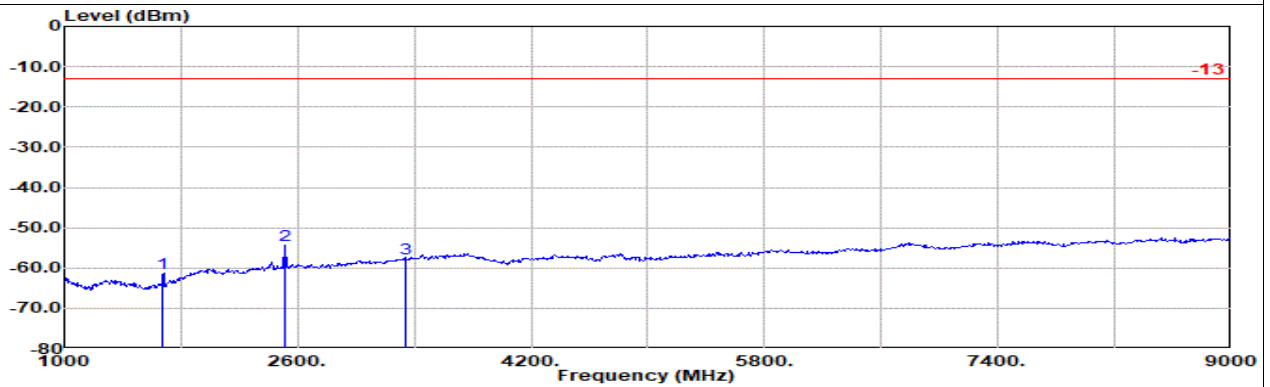
GSM 850 Ch189

M



Site : 03CH07-HY  
 Condition: -13 3m HF\_ANT\_00075962 Horizontal  
 Mode : GSM 850 Ch189  
 : #1 is fundamental signal which can be ignored.  
 : #2 is fundamental signal which can be ignored.  
 : #3 is fundamental signal which can be ignored.

1	2	3	4	5	6	7	8	9	10	11	12
1	2	3	4	5	6	7	8	9	10	11	12
MHz	dBm	Detector	Factor	dB/m	dB	dB	dB	dBuV	dBm	dB	Pol
1672.00	-62.37	RMS	28.70	-27.64	0.31	-95.23	31.49	-13.00	-49.37	Horizontal	
2512.00	-57.50	RMS	32.42	-25.79	0.24	-95.23	30.86	-13.00	-44.50	Horizontal	
3345.00	-58.06	RMS	32.89	-23.29	0.14	-95.23	27.43	-13.00	-45.06	Horizontal	



Site : 03CH07-HY  
 Condition: -13 3m HF\_ANT\_00075962 Vertical  
 Mode : GSM 850 Ch189  
 : #1 is fundamental signal which can be ignored.  
 : #2 is fundamental signal which can be ignored.  
 : #3 is fundamental signal which can be ignored.

1	2	3	4	5	6	7	8	9	10	11	12
1	2	3	4	5	6	7	8	9	10	11	12
MHz	dBm	Detector	Factor	dB/m	dB	dB	dB	dBuV	dBm	dB	Pol
1672.00	-61.15	RMS	28.70	-27.64	0.31	-95.23	32.71	-13.00	-48.15	Vertical	
2512.00	-54.42	RMS	32.42	-25.79	0.24	-95.23	33.94	-13.00	-41.42	Vertical	
3345.00	-57.59	RMS	32.89	-23.29	0.14	-95.23	27.90	-13.00	-44.59	Vertical	

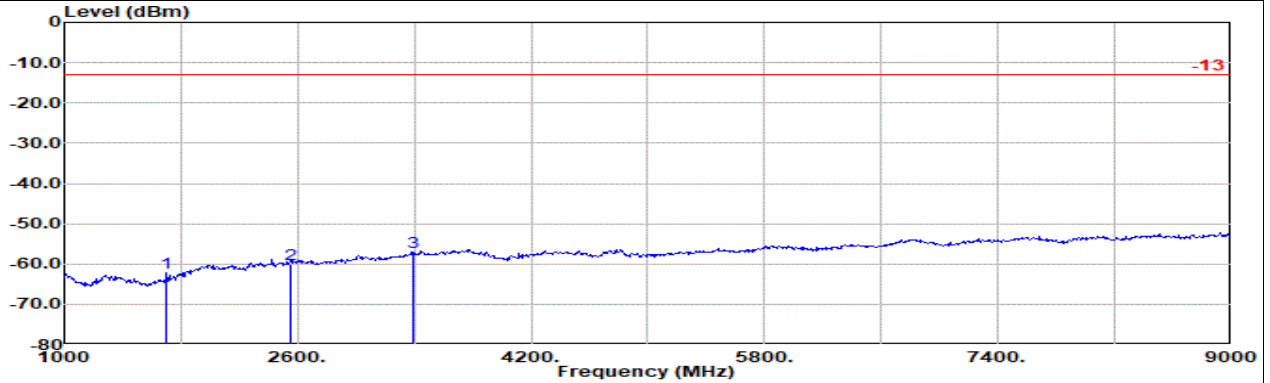


ANT1\RSE(GSM)

Part 22H Mode 2

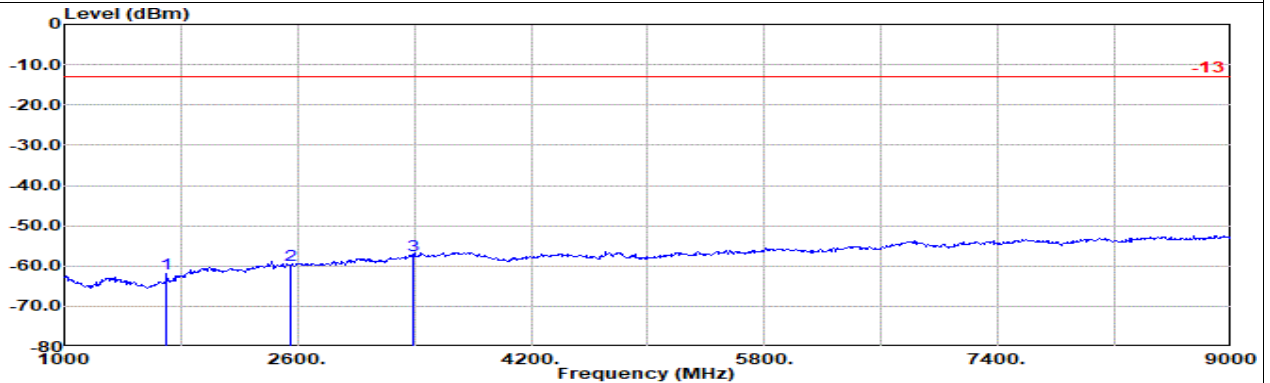
GSM 850 Ch251

H



Site : 03CH07-HY  
 Condition: -13 3m HF\_ANT\_00075962 Horizontal  
 Mode : GSM 850 Ch251  
 : #1 is fundamental signal which can be ignored.  
 : #2 is fundamental signal which can be ignored.  
 : #3 is fundamental signal which can be ignored.

	Freq MHz	Level dBm	Detector	Ant Amp\Cb		Filter	EIRPCF	Readin g	Limit dBm	Margin dB	Pol
				Factor	dB/m						
1	1697.00	-62.32	RMS	28.77	-27.59	0.31	-95.23	31.42	-13.00	-49.32	Horizontal
2	2546.00	-60.04	RMS	32.56	-25.73	0.20	-95.23	28.16	-13.00	-47.04	Horizontal
3	3394.00	-57.16	RMS	33.08	-22.95	0.15	-95.23	27.79	-13.00	-44.16	Horizontal



Site : 03CH07-HY  
 Condition: -13 3m HF\_ANT\_00075962 Vertical  
 Mode : GSM 850 Ch251  
 : #1 is fundamental signal which can be ignored.  
 : #2 is fundamental signal which can be ignored.  
 : #3 is fundamental signal which can be ignored.

	Freq MHz	Level dBm	Detector	Ant Amp\Cb		Filter	EIRPCF	Readin g	Limit dBm	Margin dB	Pol
				Factor	dB/m						
1	1697.00	-62.00	RMS	28.77	-27.59	0.31	-95.23	31.74	-13.00	-49.00	Vertical
2	2546.00	-59.89	RMS	32.56	-25.73	0.20	-95.23	28.31	-13.00	-46.89	Vertical
3	3394.00	-57.40	RMS	33.08	-22.95	0.15	-95.23	27.55	-13.00	-44.40	Vertical

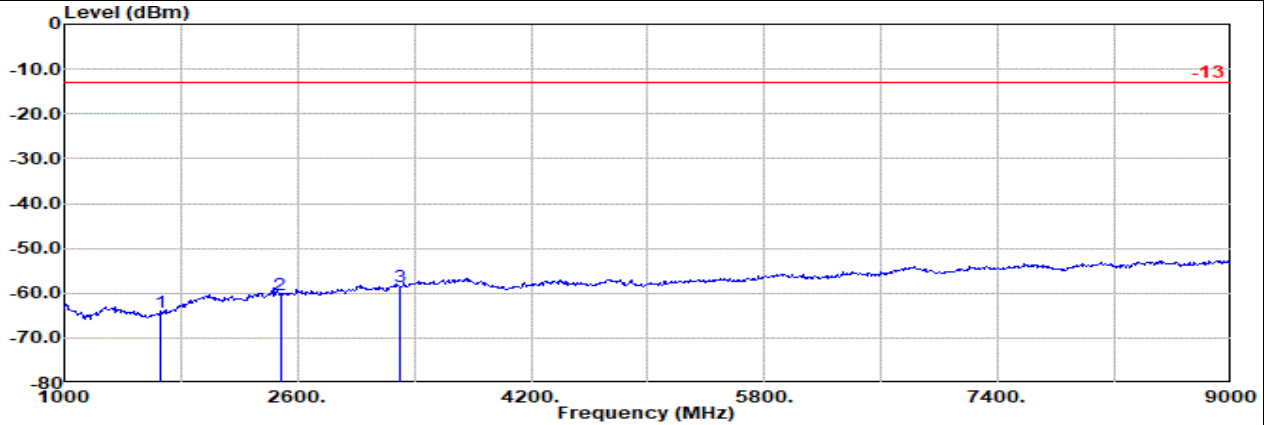


ANT0\RSE(WCDMA

**Part 22H Mode 3**

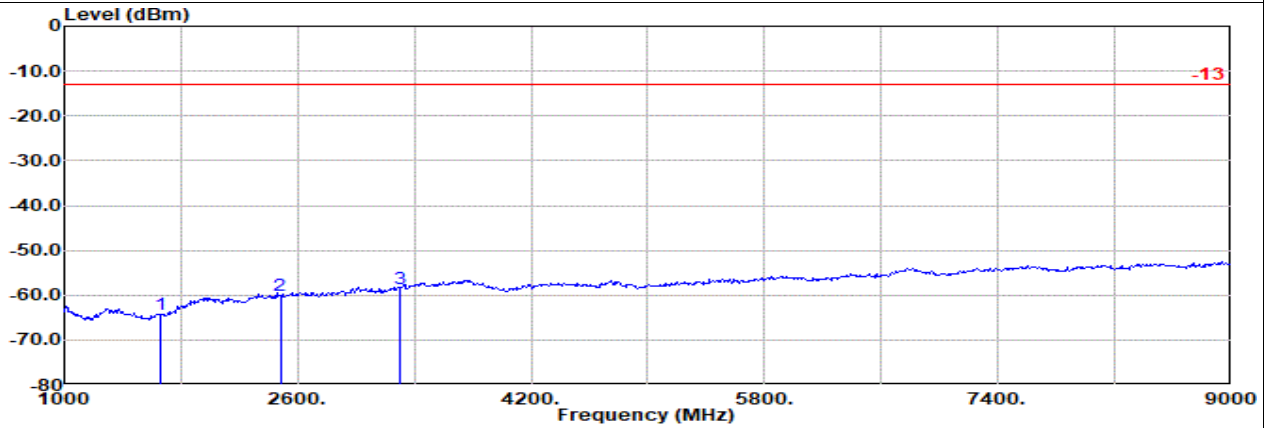
**WCDMA B5 Ch4132**

**L**



Site : 03CH07-HY  
 Condition: -13 3m HF\_ANT\_00075962 Horizontal  
 Mode : WCDMA 850 Ch4132

1	MHz	Level dBm	Detector	Ant Amp\Cb Filter			EIRPCF	Readin g	Limit g	Margin Pol	
				Factor	1	Filter				dB	dB
1	1656.00	-64.18	RMS	28.70	-27.68	0.31	-95.23	29.72	-13.00	-51.18	Horizontal
2	2480.00	-60.33	RMS	32.10	-25.85	0.29	-95.23	28.36	-13.00	-47.33	Horizontal
3	3304.00	-58.48	RMS	32.81	-23.57	0.14	-95.23	27.37	-13.00	-45.48	Horizontal



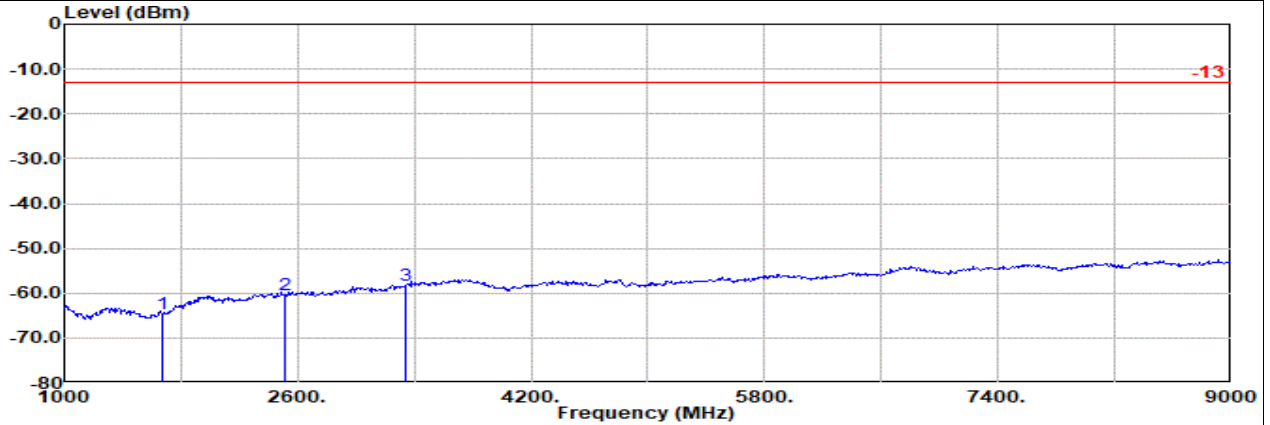
Site : 03CH07-HY  
 Condition: -13 3m HF\_ANT\_00075962 Vertical  
 Mode : WCDMA 850 Ch4132

1	MHz	Level dBm	Detector	Ant Amp\Cb Filter			EIRPCF	Readin g	Limit g	Margin Pol	
				Factor	1	Filter				dB	dB
1	1656.00	-64.42	RMS	28.70	-27.68	0.31	-95.23	29.48	-13.00	-51.42	Vertical
2	2480.00	-60.21	RMS	32.10	-25.85	0.29	-95.23	28.48	-13.00	-47.21	Vertical
3	3304.00	-58.44	RMS	32.81	-23.57	0.14	-95.23	27.41	-13.00	-45.44	Vertical



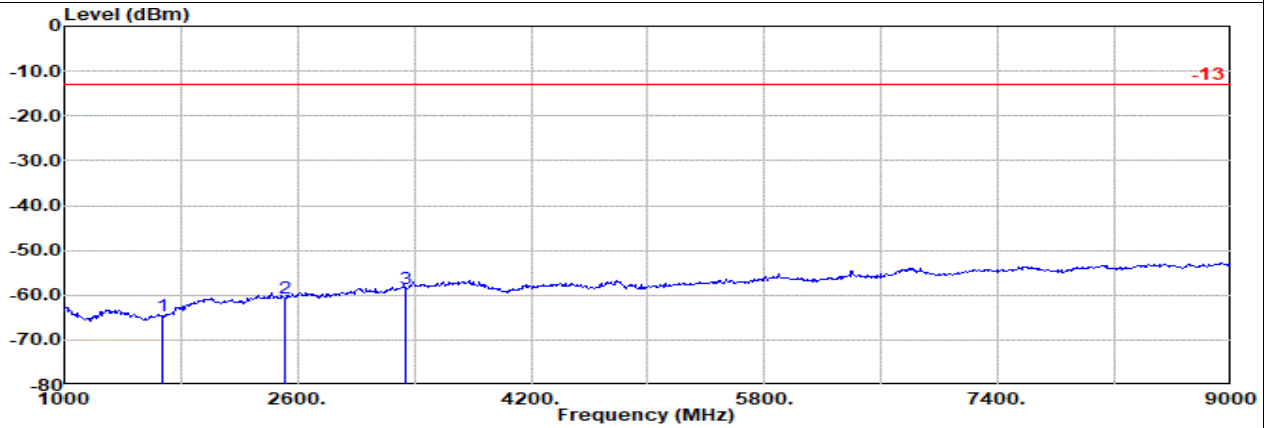
ANT0\RSE(WCDMA

Part 22H Mode 3  
WCDMA B5 Ch4182  
M



Site : 03CH07-HY  
Condition: -13 3m HF\_ANT\_00075962 Horizontal  
Mode : WCDMA 850 Ch4182

1	2	3	Freq Level		Detector	Ant Amp\Cb Filter		EIRPCF	Readin Limit		Margin Pol
			MHz	dBm		Factor	1		g	dBm	
						dB/m	dB	dB	dBuV	dBm	dB
1	1672.00	-64.56	RMS	28.70	-27.64	0.31	-95.23	29.30	-13.00	-51.56	Horizontal
2	2512.00	-60.45	RMS	32.42	-25.79	0.24	-95.23	27.91	-13.00	-47.45	Horizontal
3	3344.00	-58.19	RMS	32.89	-23.30	0.14	-95.23	27.31	-13.00	-45.19	Horizontal



Site : 03CH07-HY  
Condition: -13 3m HF\_ANT\_00075962 Vertical  
Mode : WCDMA 850 Ch4182

1	2	3	Freq Level		Detector	Ant Amp\Cb Filter		EIRPCF	Readin Limit		Margin Pol
			MHz	dBm		Factor	1		g	dBm	
						dB/m	dB	dB	dBuV	dBm	dB
1	1672.00	-64.52	RMS	28.70	-27.64	0.31	-95.23	29.34	-13.00	-51.52	Vertical
2	2512.00	-60.54	RMS	32.42	-25.79	0.24	-95.23	27.82	-13.00	-47.54	Vertical
3	3344.00	-58.42	RMS	32.89	-23.30	0.14	-95.23	27.08	-13.00	-45.42	Vertical

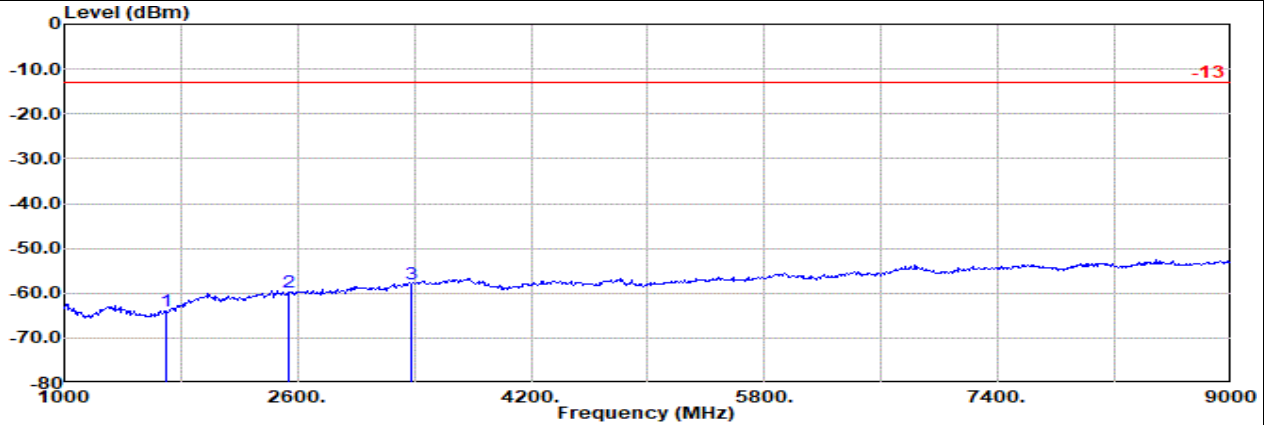


ANT0\RSE(WCDMA

Part 22H Mode 3

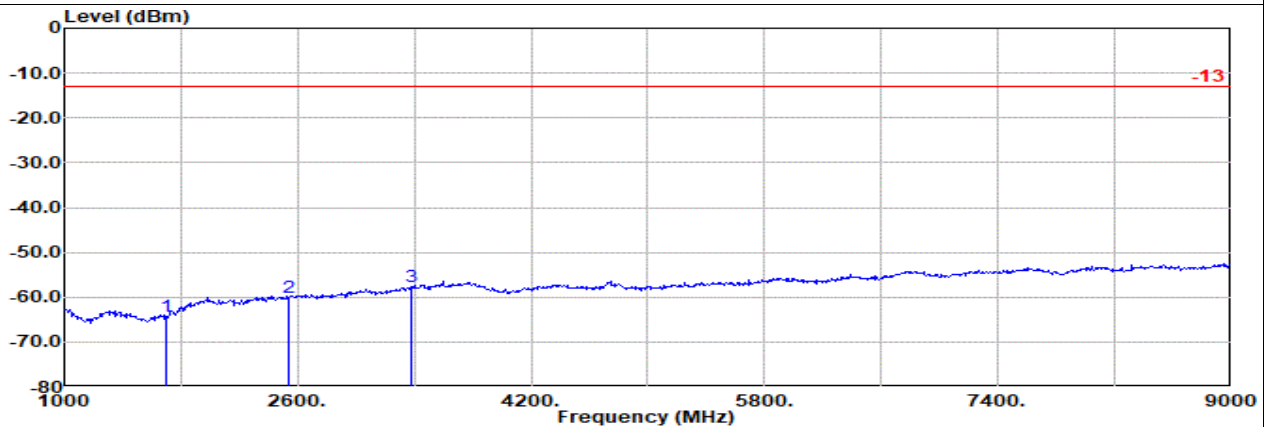
WCDMA B5 Ch4233

H



Site : 03CH07-HY  
 Condition: -13 3m HF\_ANT\_00075962 Horizontal  
 Mode : WCDMA 850 Ch4233

1	2	3	Freq Level		Detector	Ant Amp\Cb Filter		EIRPCF	Readin g	Limit	Margin Pol	
			MHz	dBm		Factor	1				dB	dB
1	1696.00	-63.93	RMS	28.76	-27.59	0.31	-95.23	29.82	-13.00	-50.93	Horizontal	
2	2536.00	-59.92	RMS	32.50	-25.75	0.21	-95.23	28.35	-13.00	-46.92	Horizontal	
3	3384.00	-57.89	RMS	33.04	-23.02	0.15	-95.23	27.17	-13.00	-44.89	Horizontal	



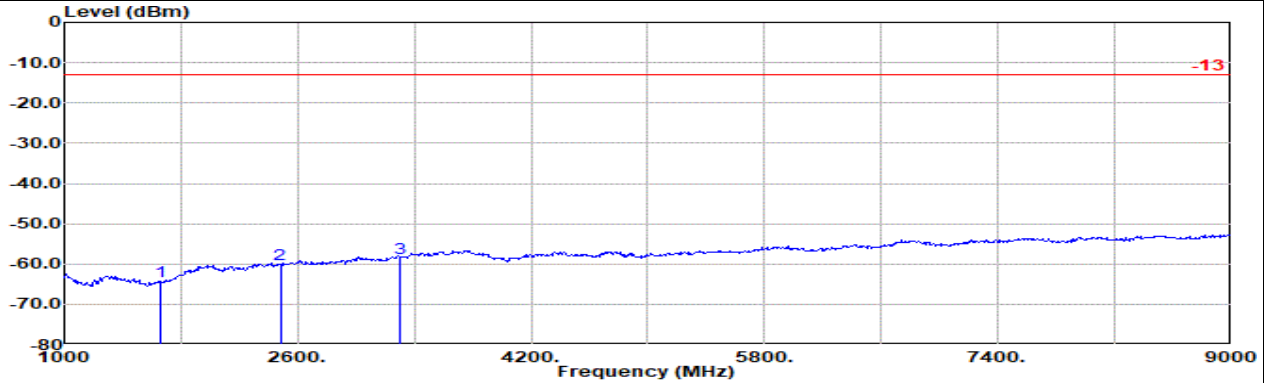
Site : 03CH07-HY  
 Condition: -13 3m HF\_ANT\_00075962 Vertical  
 Mode : WCDMA 850 Ch4233

1	2	3	Freq Level		Detector	Ant Amp\Cb Filter		EIRPCF	Readin g	Limit	Margin Pol	
			MHz	dBm		Factor	1				dB	dB
1	1696.00	-64.39	RMS	28.76	-27.59	0.31	-95.23	29.36	-13.00	-51.39	Vertical	
2	2536.00	-59.96	RMS	32.50	-25.75	0.21	-95.23	28.31	-13.00	-46.96	Vertical	
3	3384.00	-57.66	RMS	33.04	-23.02	0.15	-95.23	27.40	-13.00	-44.66	Vertical	



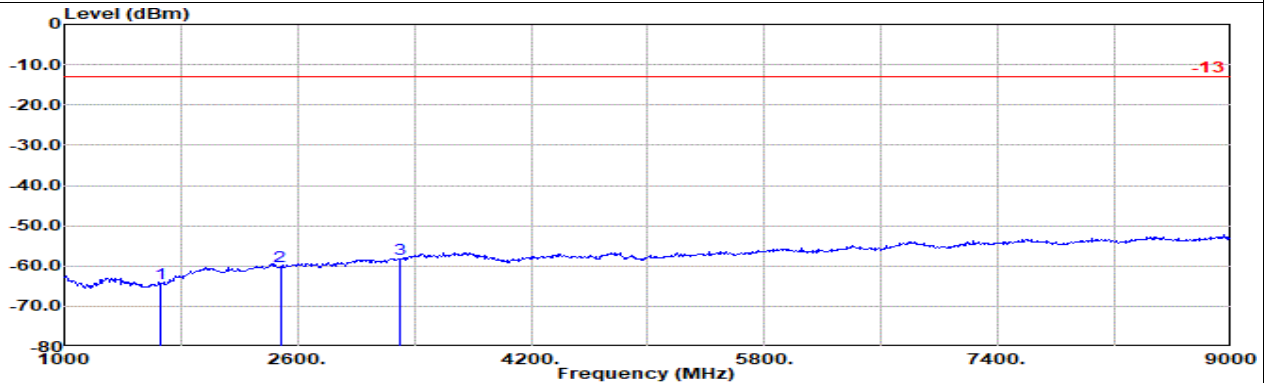
ANT1\RSE(WCDMA

Part 22H Mode 4  
WCDMA B5 Ch4132  
L



Site : 03CH07-HY  
 Condition: -13 3m HF\_ANT\_00075962 Horizontal  
 Mode : WCDMA 850 Ch4132  
 : #1 is fundamental signal which can be ignored.  
 : #2 is fundamental signal which can be ignored.  
 : #3 is fundamental signal which can be ignored.

	Freq	Level	Detector	Ant Factor	Amp\Cb	Filter	EIRPCF	Readin	Limit	Margin	Pol
	MHz	dBm		dB/m	dB	dB	dB	dBuV	dBm	dB	
1	1656.00	-64.39	RMS	28.70	-27.68	0.31	-95.23	29.51	-13.00	-51.39	Horizontal
2	2480.00	-60.16	RMS	32.10	-25.85	0.29	-95.23	28.53	-13.00	-47.16	Horizontal
3	3304.00	-58.55	RMS	32.81	-23.57	0.14	-95.23	27.30	-13.00	-45.55	Horizontal



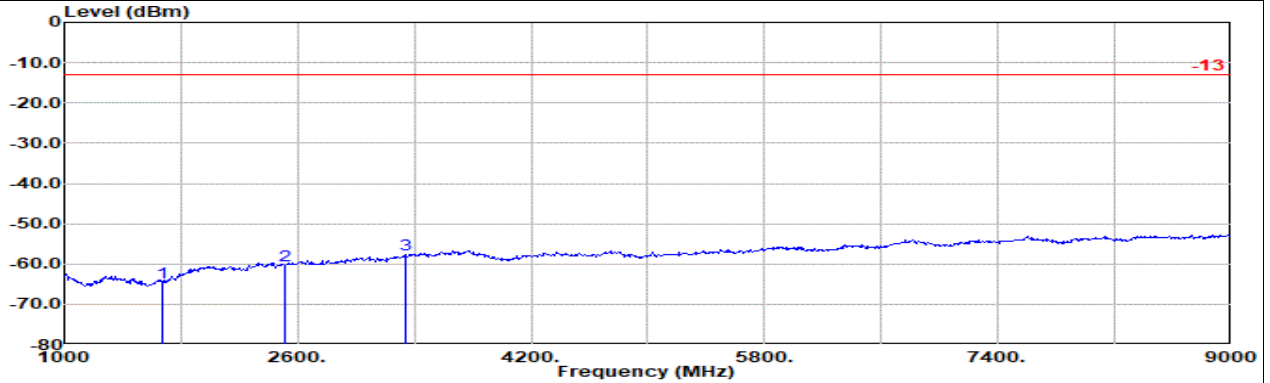
Site : 03CH07-HY  
 Condition: -13 3m HF\_ANT\_00075962 Vertical  
 Mode : WCDMA 850 Ch4132  
 : #1 is fundamental signal which can be ignored.  
 : #2 is fundamental signal which can be ignored.  
 : #3 is fundamental signal which can be ignored.

	Freq	Level	Detector	Ant Factor	Amp\Cb	Filter	EIRPCF	Readin	Limit	Margin	Pol
	MHz	dBm		dB/m	dB	dB	dB	dBuV	dBm	dB	
1	1656.00	-64.34	RMS	28.70	-27.68	0.31	-95.23	29.56	-13.00	-51.34	Vertical
2	2480.00	-60.14	RMS	32.10	-25.85	0.29	-95.23	28.55	-13.00	-47.14	Vertical
3	3304.00	-58.22	RMS	32.81	-23.57	0.14	-95.23	27.63	-13.00	-45.22	Vertical



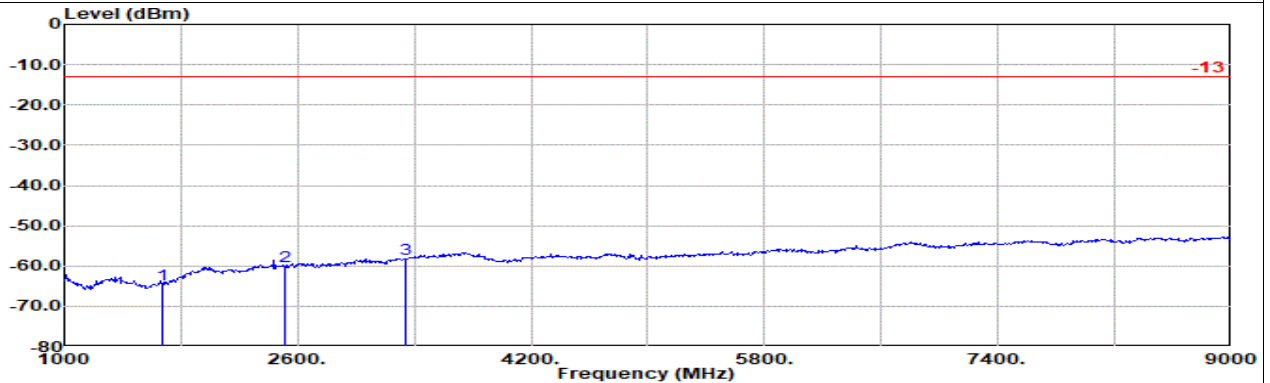
ANT1\RSE(WCDMA

Part 22H Mode 4  
WCDMA B5 Ch4182  
M



Site : 03CH07-HY  
 Condition: -13 3m HF\_ANT\_00075962 Horizontal  
 Mode : WCDMA 850 Ch4182  
 : #1 is fundamental signal which can be ignored.  
 : #2 is fundamental signal which can be ignored.  
 : #3 is fundamental signal which can be ignored.

Freq	Level	Detector	Ant Amp\Cb		Filter	EIRPCF	Readin	Limit	Margin	Pol
			Factor	l						
MHz	dBm		dB/m	dB	dB	dB	dBuV	dBm	dB	
1 1672.00	-64.49	RMS	28.70	-27.64	0.31	-95.23	29.37	-13.00	-51.49	Horizontal
2 2512.00	-60.31	RMS	32.42	-25.79	0.24	-95.23	28.05	-13.00	-47.31	Horizontal
3 3344.00	-57.66	RMS	32.89	-23.30	0.14	-95.23	27.84	-13.00	-44.66	Horizontal



Site : 03CH07-HY  
 Condition: -13 3m HF\_ANT\_00075962 Vertical  
 Mode : WCDMA 850 Ch4182  
 : #1 is fundamental signal which can be ignored.  
 : #2 is fundamental signal which can be ignored.  
 : #3 is fundamental signal which can be ignored.

Freq	Level	Detector	Ant Amp\Cb		Filter	EIRPCF	Readin	Limit	Margin	Pol
			Factor	l						
MHz	dBm		dB/m	dB	dB	dB	dBuV	dBm	dB	
1 1672.00	-64.70	RMS	28.70	-27.64	0.31	-95.23	29.16	-13.00	-51.70	Vertical
2 2512.00	-60.05	RMS	32.42	-25.79	0.24	-95.23	28.31	-13.00	-47.05	Vertical
3 3344.00	-58.33	RMS	32.89	-23.30	0.14	-95.23	27.17	-13.00	-45.33	Vertical



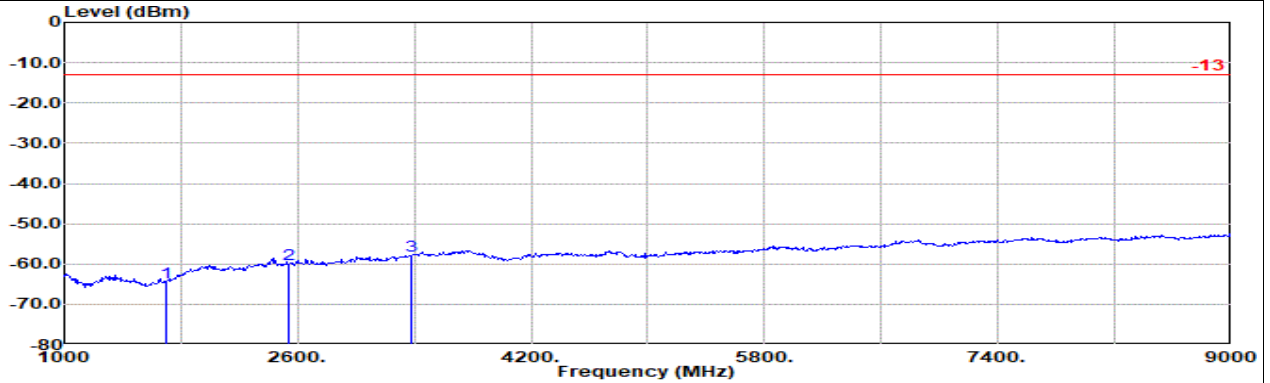


ANT1\RSE(WCDMA

**Part 22H Mode 4**

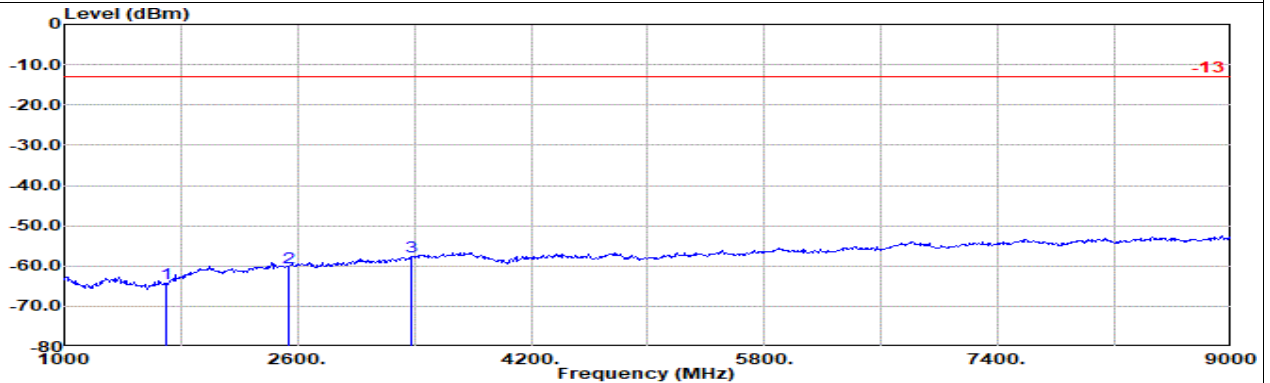
**WCDMA B5 Ch4233**

**H**



Site : 03CH07-HY  
 Condition: -13 3m HF\_ANT\_00075962 Horizontal  
 Mode : WCDMA 850 Ch4233  
 : #1 is fundamental signal which can be ignored.  
 : #2 is fundamental signal which can be ignored.  
 : #3 is fundamental signal which can be ignored.

	Freq	Level	Detector	Ant Factor	Amp	\Cb	Filter	EIRPCF	Readin	Limit	Margin	Pol
	MHz	dBm		dB/m	dB		dB	dB	dBuV	dBm	dB	
1	1696.00	-64.64	RMS	28.76	-27.59		0.31	-95.23	29.11	-13.00	-51.64	Horizontal
2	2536.00	-59.98	RMS	32.50	-25.75		0.21	-95.23	28.29	-13.00	-46.98	Horizontal
3	3384.00	-57.90	RMS	33.04	-23.02		0.15	-95.23	27.16	-13.00	-44.90	Horizontal



Site : 03CH07-HY  
 Condition: -13 3m HF\_ANT\_00075962 Vertical  
 Mode : WCDMA 850 Ch4233  
 : #1 is fundamental signal which can be ignored.  
 : #2 is fundamental signal which can be ignored.  
 : #3 is fundamental signal which can be ignored.

	Freq	Level	Detector	Ant Factor	Amp	\Cb	Filter	EIRPCF	Readin	Limit	Margin	Pol
	MHz	dBm		dB/m	dB		dB	dB	dBuV	dBm	dB	
1	1696.00	-64.21	RMS	28.76	-27.59		0.31	-95.23	29.54	-13.00	-51.21	Vertical
2	2536.00	-60.30	RMS	32.50	-25.75		0.21	-95.23	27.97	-13.00	-47.30	Vertical
3	3384.00	-57.58	RMS	33.04	-23.02		0.15	-95.23	27.48	-13.00	-44.58	Vertical

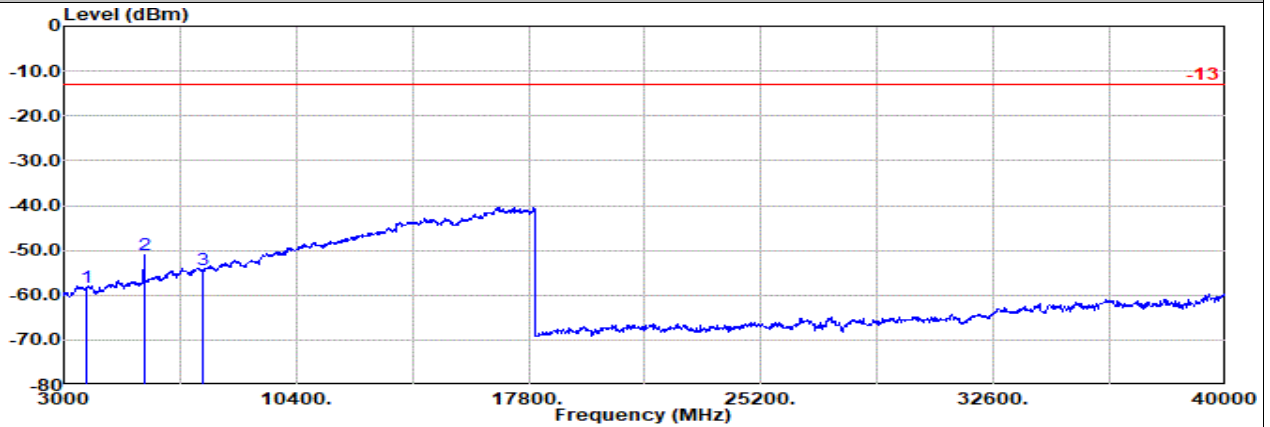


ANT2\RSE(GSM)

Part 24E Mode 1

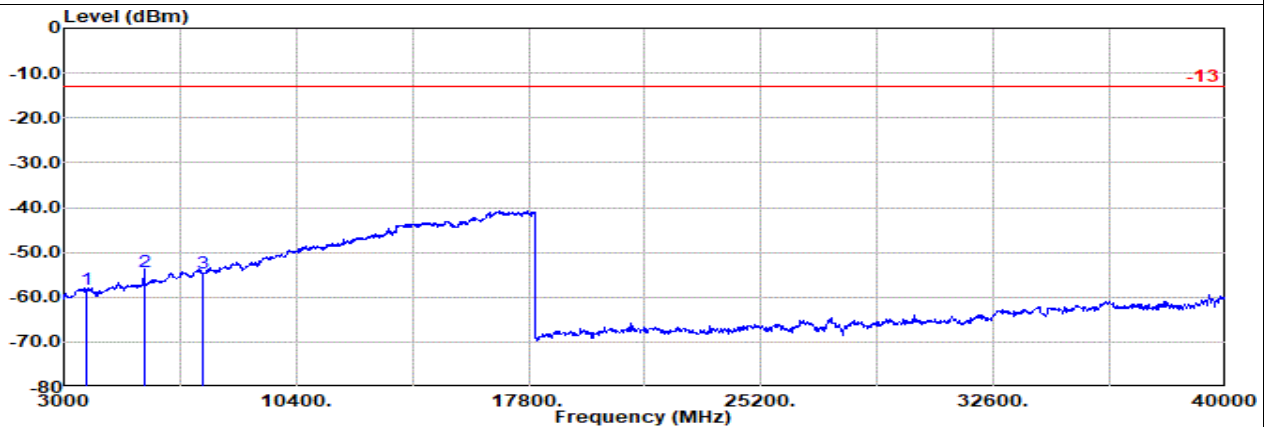
GSM 1900 Ch512

L



Site : 03CH07-HY  
 Condition: -13 3m HF\_ANT\_00075962 Horizontal  
 Mode : GSM 1900 Ch512

1	2	3	Freq Level		Detector	Ant Amp\Cb Filter		EIRPCF	Readin g	Limit	Margin Pol		
			MHz	dBm		Factor	1				dB	dB	dB
			3700.00	-58.16	RMS	33.10	-22.61	0.67	-95.23	25.92	-13.00	-45.16	Horizontal
			5551.00	-51.03	RMS	34.70	-21.50	0.51	-95.23	30.49	-13.00	-38.03	Horizontal
			7401.00	-54.22	RMS	35.70	-19.67	0.31	-95.23	24.67	-13.00	-41.22	Horizontal



Site : 03CH07-HY  
 Condition: -13 3m HF\_ANT\_00075962 Vertical  
 Mode : GSM 1900 Ch512

1	2	3	Freq Level		Detector	Ant Amp\Cb Filter		EIRPCF	Readin g	Limit	Margin Pol		
			MHz	dBm		Factor	1				dB	dB	dB
			3700.00	-58.14	RMS	33.10	-22.61	0.67	-95.23	25.94	-13.00	-45.14	Vertical
			5551.00	-54.21	RMS	34.70	-21.50	0.51	-95.23	27.31	-13.00	-41.21	Vertical
			7401.00	-54.71	RMS	35.70	-19.67	0.31	-95.23	24.18	-13.00	-41.71	Vertical

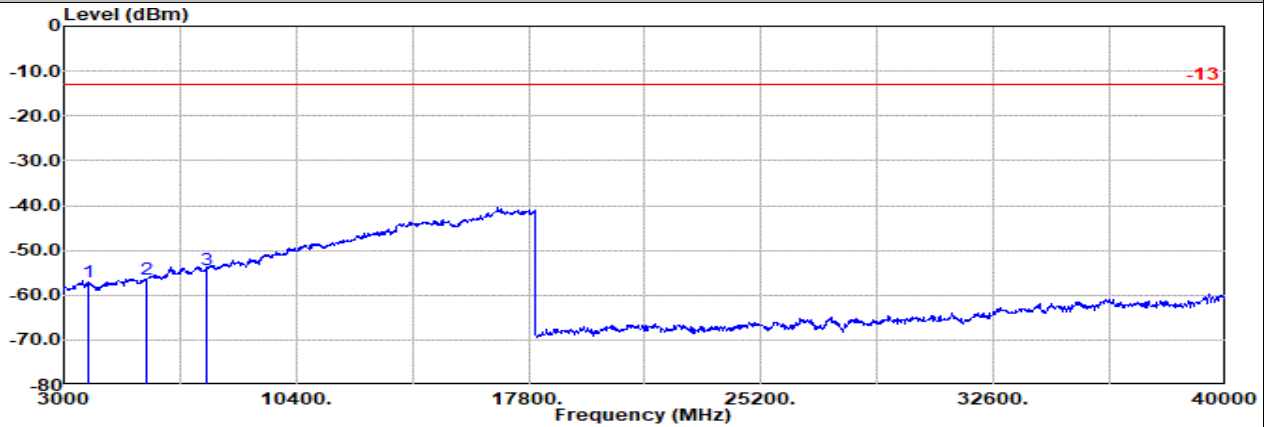


ANT2\RSE(GSM)

Part 24E Mode 1

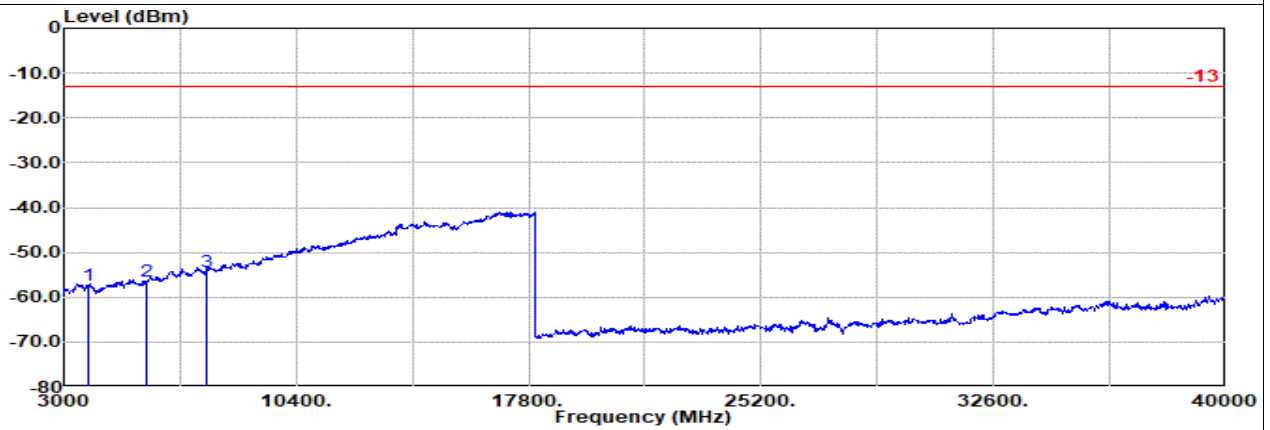
GSM 1900 Ch661

M



Site : 03CH07-HY  
 Condition: -13 3m HF\_ANT\_00075962 Horizontal  
 Mode : GSM 1900 Ch661

1	2	3	Freq Level		Detector	Ant Amp\Cb Filter		Factor	Filter		EIRPCF	Readin g	Limit		Margin	Pol
			MHz	dBm		dB/m	dB		dB	dB			dBuV	dBm		
1	2	3	3760.00	-57.03	RMS	33.24	-22.83	0.67	-95.23	27.12	-13.00	-44.03	Horizontal			
2	2	3	5640.00	-56.59	RMS	34.94	-21.43	0.47	-95.23	24.66	-13.00	-43.59	Horizontal			
3	2	3	7520.00	-54.38	RMS	35.58	-19.49	0.33	-95.23	24.43	-13.00	-41.38	Horizontal			



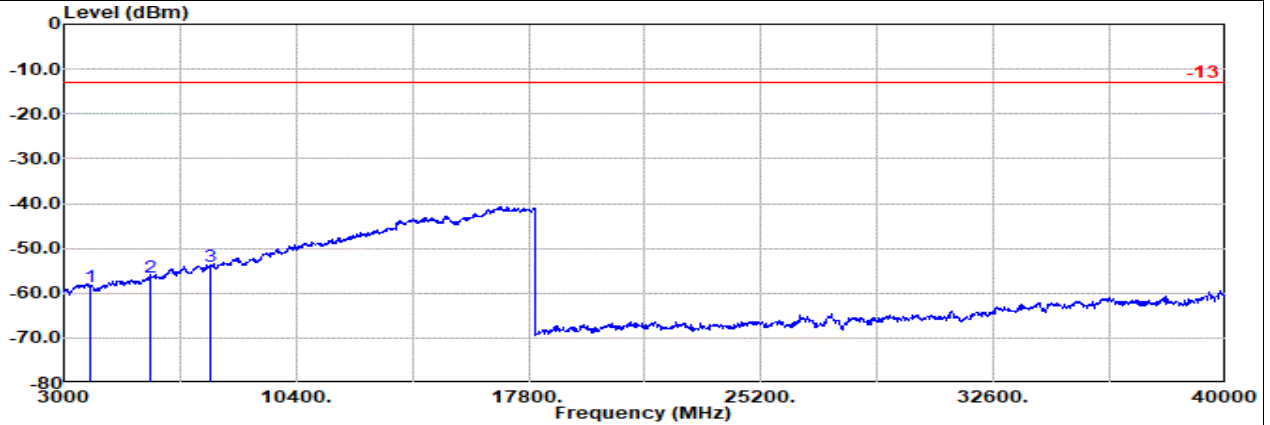
Site : 03CH07-HY  
 Condition: -13 3m HF\_ANT\_00075962 Vertical  
 Mode : GSM 1900 Ch661

1	2	3	Freq Level		Detector	Ant Amp\Cb Filter		Factor	Filter		EIRPCF	Readin g	Limit		Margin	Pol
			MHz	dBm		dB/m	dB		dB	dB			dBuV	dBm		
1	2	3	3760.00	-57.51	RMS	33.24	-22.83	0.67	-95.23	26.64	-13.00	-44.51	Vertical			
2	2	3	5640.00	-56.39	RMS	34.94	-21.43	0.47	-95.23	24.86	-13.00	-43.39	Vertical			
3	2	3	7520.00	-54.27	RMS	35.58	-19.49	0.33	-95.23	24.54	-13.00	-41.27	Vertical			



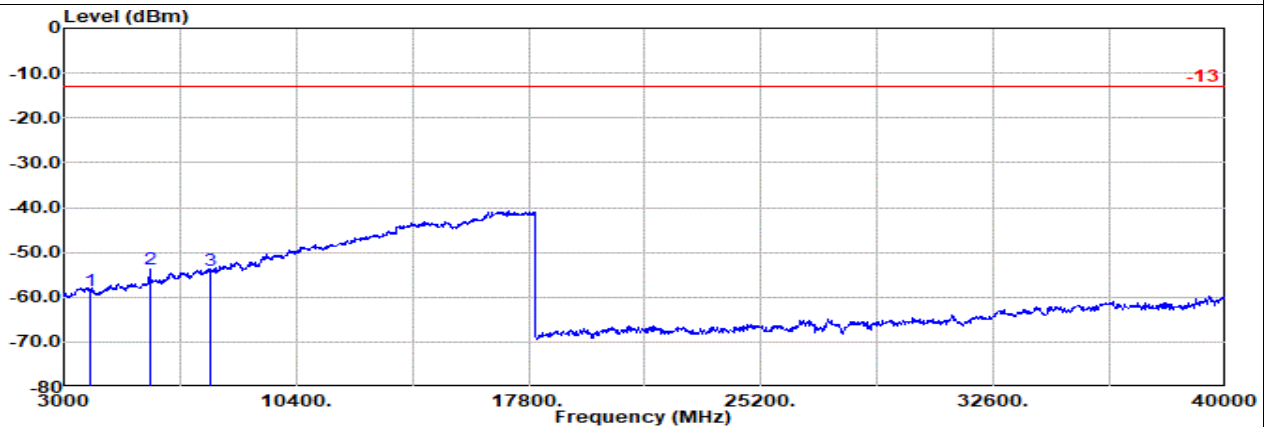
ANT2\RSE(GSM)

Part 24E Mode 1  
GSM 1900 Ch810  
H



Site : 03CH07-HY  
Condition: -13 3m HF\_ANT\_00075962 Horizontal  
Mode : GSM 1900 Ch810

1	2	3	MHz	Level dBm	Detector	Ant Amp\Cb Filter		EIRPCF	Reading	Limit	Margin	Pol	
						Factor	1						dB
			3820.00	-58.58	RMS	33.44	-22.99	0.66	-95.23	25.54	-13.00	-45.58	Horizontal
			5729.00	-56.40	RMS	35.20	-21.42	0.35	-95.23	24.70	-13.00	-43.40	Horizontal
			7639.00	-54.12	RMS	35.90	-19.42	0.35	-95.23	24.28	-13.00	-41.12	Horizontal



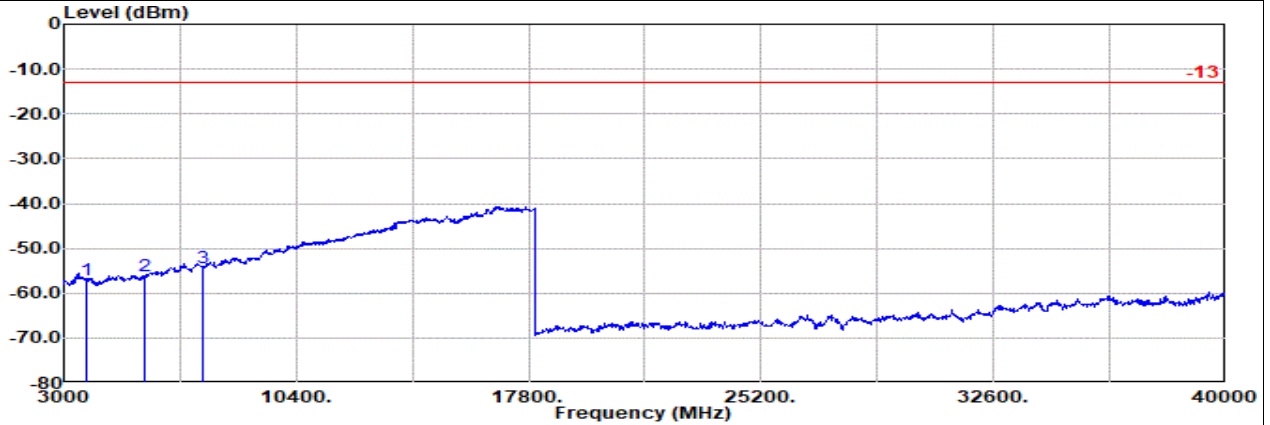
Site : 03CH07-HY  
Condition: -13 3m HF\_ANT\_00075962 Vertical  
Mode : GSM 1900 Ch810

1	2	3	MHz	Level dBm	Detector	Ant Amp\Cb Filter		EIRPCF	Reading	Limit	Margin	Pol	
						Factor	1						dB
			3820.00	-58.53	RMS	33.44	-22.99	0.66	-95.23	25.59	-13.00	-45.53	Vertical
			5729.00	-53.89	RMS	35.20	-21.42	0.35	-95.23	27.21	-13.00	-40.89	Vertical
			7639.00	-54.11	RMS	35.90	-19.42	0.35	-95.23	24.29	-13.00	-41.11	Vertical



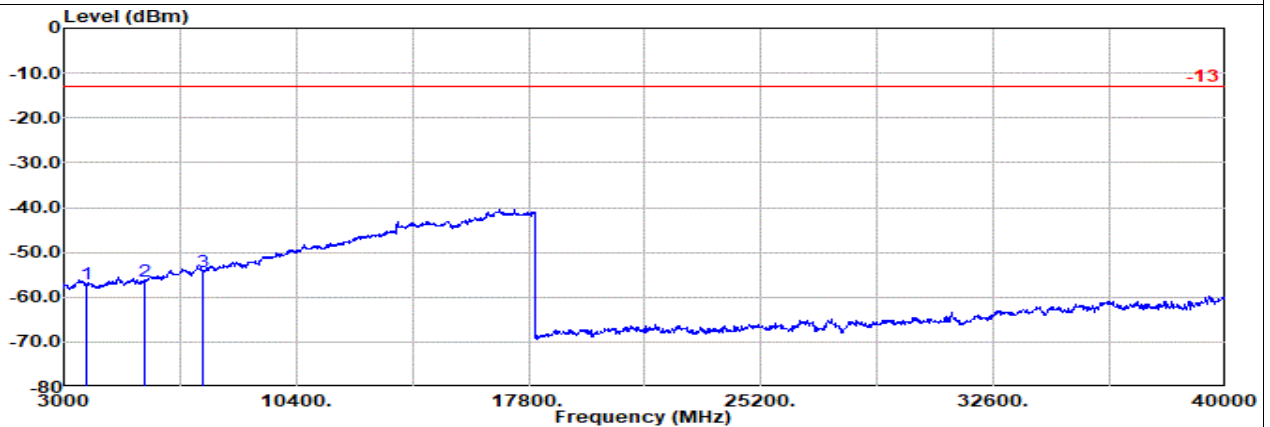
ANTO\RSE(GSM)

Part 24E Mode 2  
GSM 1900 Ch512  
L



Site : 03CH07-HY  
Condition: -13 3m HF\_ANT\_00075962 Horizontal  
Mode : GSM 1900 Ch512

1	2	3	Freq Level		Detector	Ant Amp\Cb Filter		EIRPCF	Readin g	Limit	Margin	Pol
			MHz	dBm		Factor	1					
1	3700.00	-57.08	RMS	33.10	-22.61	0.67	-95.23	27.00	-13.00	-44.08	Horizontal	
2	5551.00	-56.30	RMS	34.70	-21.50	0.51	-95.23	25.22	-13.00	-43.30	Horizontal	
3	7401.00	-54.23	RMS	35.70	-19.67	0.31	-95.23	24.66	-13.00	-41.23	Horizontal	



Site : 03CH07-HY  
Condition: -13 3m HF\_ANT\_00075962 Vertical  
Mode : GSM 1900 Ch512

1	2	3	Freq Level		Detector	Ant Amp\Cb Filter		EIRPCF	Readin g	Limit	Margin	Pol
			MHz	dBm		Factor	1					
1	3700.00	-57.04	RMS	33.10	-22.61	0.67	-95.23	27.04	-13.00	-44.04	Vertical	
2	5551.00	-56.34	RMS	34.70	-21.50	0.51	-95.23	25.18	-13.00	-43.34	Vertical	
3	7401.00	-54.20	RMS	35.70	-19.67	0.31	-95.23	24.69	-13.00	-41.20	Vertical	

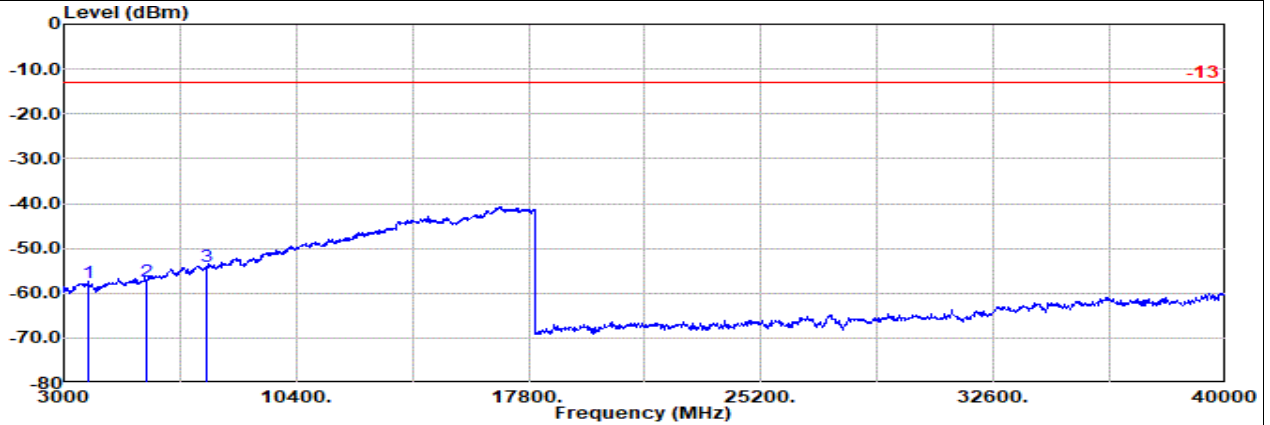


ANT0\RSE(GSM)

**Part 24E Mode 2**

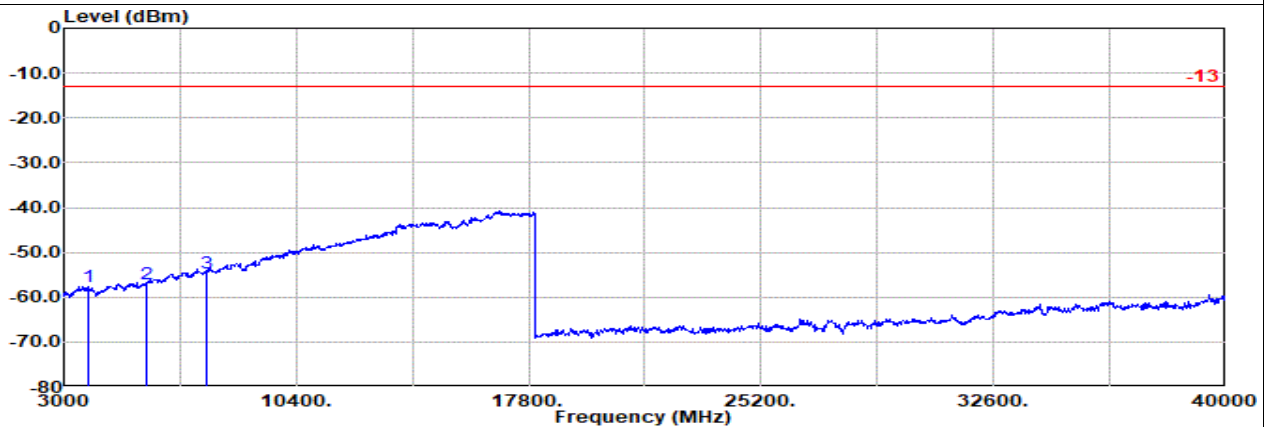
**GSM 1900 Ch661**

**M**



Site : 03CH07-HY  
 Condition: -13 3m HF\_ANT\_00075962 Horizontal  
 Mode : GSM 1900 Ch661

1	2	3	Freq Level		Detector	Ant Amp\Cb Filter		EIRPCF	Readin g	Limit	Margin	Pol	
			MHz	dBm		Factor	1						dB
1	2	3	3760.00	-57.74	RMS	33.24	-22.83	0.67	-95.23	26.41	-13.00	-44.74	Horizontal
2	3	1	5640.00	-57.22	RMS	34.94	-21.43	0.47	-95.23	24.03	-13.00	-44.22	Horizontal
3	1	2	7520.00	-54.10	RMS	35.58	-19.49	0.33	-95.23	24.71	-13.00	-41.10	Horizontal



Site : 03CH07-HY  
 Condition: -13 3m HF\_ANT\_00075962 Vertical  
 Mode : GSM 1900 Ch661

1	2	3	Freq Level		Detector	Ant Amp\Cb Filter		EIRPCF	Readin g	Limit	Margin	Pol	
			MHz	dBm		Factor	1						dB
1	2	3	3760.00	-57.80	RMS	33.24	-22.83	0.67	-95.23	26.35	-13.00	-44.80	Vertical
2	3	1	5640.00	-57.14	RMS	34.94	-21.43	0.47	-95.23	24.11	-13.00	-44.14	Vertical
3	1	2	7520.00	-54.69	RMS	35.58	-19.49	0.33	-95.23	24.12	-13.00	-41.69	Vertical

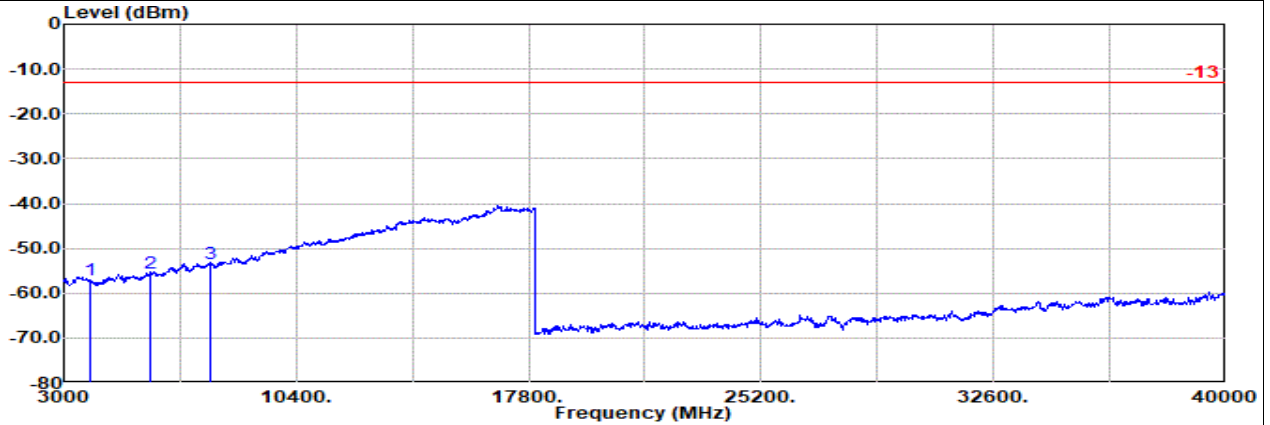


ANT0\RSE(GSM)

**Part 24E Mode 2**

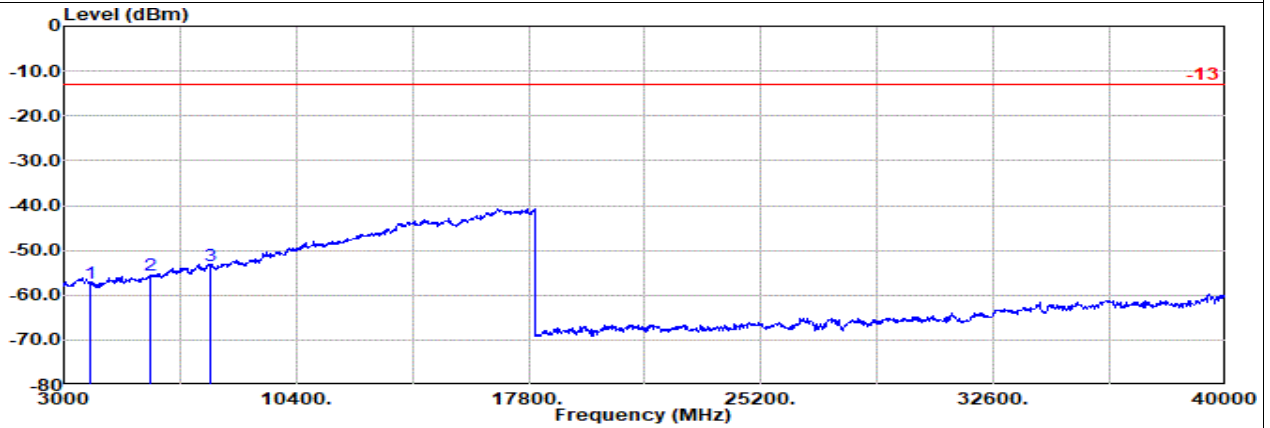
**GSM 1900 Ch810**

**H**



Site : 03CH07-HY  
 Condition: -13 3m HF\_ANT\_00075962 Horizontal  
 Mode : GSM 1900 Ch810

	Freq	Level	Detector	Ant Amp\Cb Filter		EIRPCF	Readin	Limit		Margin	Pol
				Factor	1			g			
	MHz	dBm		dB/m	dB	dB	dBuV	dBm	dB		
1	3820.00	-57.09	RMS	33.44	-22.99	0.66	-95.23	27.03	-13.00	-44.09	Horizontal
2	5729.00	-55.56	RMS	35.20	-21.42	0.35	-95.23	25.54	-13.00	-42.56	Horizontal
3	7639.00	-53.51	RMS	35.90	-19.42	0.35	-95.23	24.89	-13.00	-40.51	Horizontal



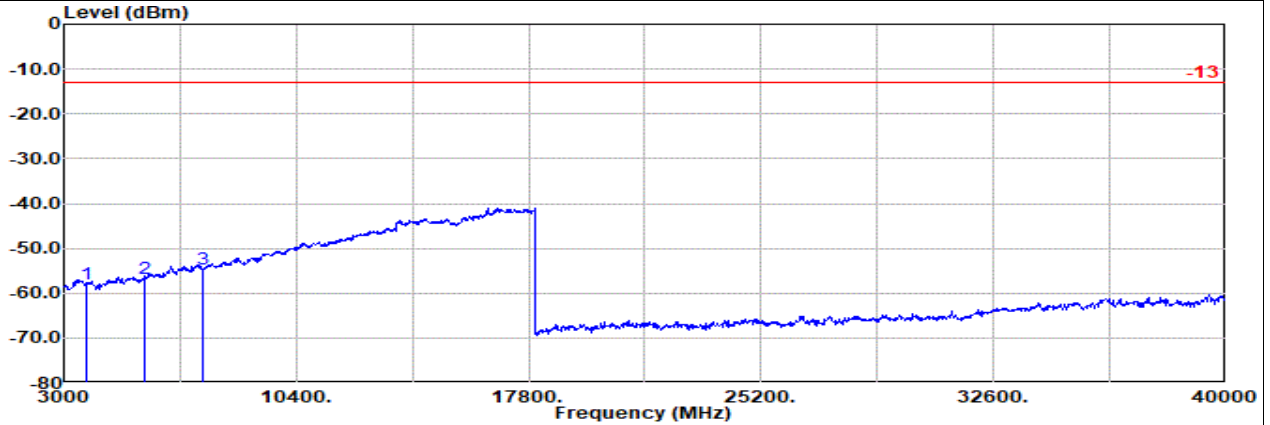
Site : 03CH07-HY  
 Condition: -13 3m HF\_ANT\_00075962 Vertical  
 Mode : GSM 1900 Ch810

	Freq	Level	Detector	Ant Amp\Cb Filter		EIRPCF	Readin	Limit		Margin	Pol
				Factor	1			g			
	MHz	dBm		dB/m	dB	dB	dBuV	dBm	dB		
1	3820.00	-57.29	RMS	33.44	-22.99	0.66	-95.23	26.83	-13.00	-44.29	Vertical
2	5729.00	-55.64	RMS	35.20	-21.42	0.35	-95.23	25.46	-13.00	-42.64	Vertical
3	7639.00	-53.55	RMS	35.90	-19.42	0.35	-95.23	24.85	-13.00	-40.55	Vertical



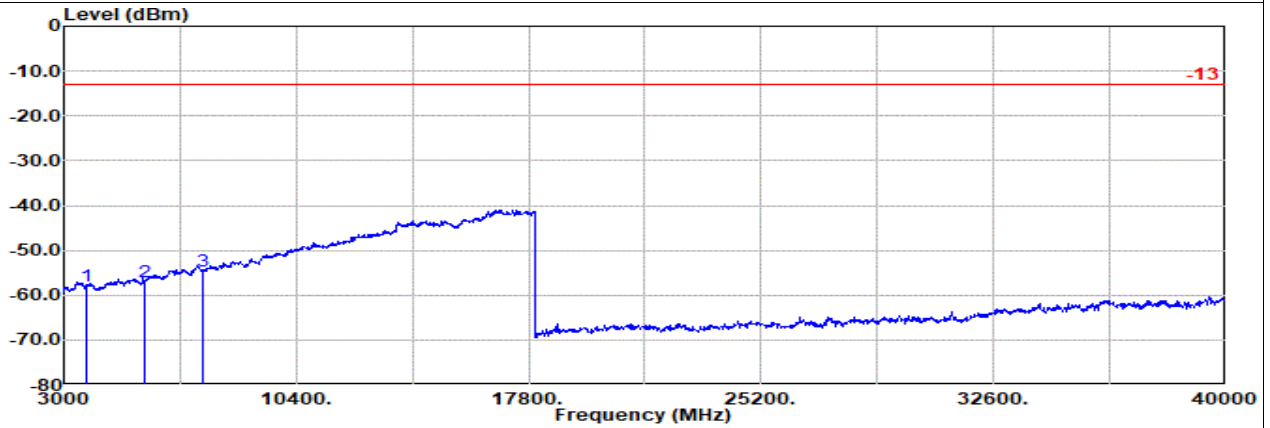
ANT2\RSE(WCDMA

Part 24E Mode 3  
WCDMA B2 Ch9262  
L



Site : 03CH07-HY  
Condition: -13 3m HF\_ANT\_00075962 Horizontal  
Mode : WCDMA 1900 Ch9262

	Freq	Level	Detector	Ant Amp\Cb Filter		EIRPCF	Readin	Limit		Margin	Pol
				Factor	1			g			
	MHz	dBm		dB/m	dB	dB	dBuV	dBm	dB		
1	3705.00	-58.01	RMS	33.11	-22.63	0.67	-95.23	26.07	-13.00	-45.01	Horizontal
2	5557.00	-56.88	RMS	34.70	-21.50	0.51	-95.23	24.64	-13.00	-43.88	Horizontal
3	7410.00	-54.54	RMS	35.68	-19.66	0.31	-95.23	24.36	-13.00	-41.54	Horizontal



Site : 03CH07-HY  
Condition: -13 3m HF\_ANT\_00075962 Vertical  
Mode : WCDMA 1900 Ch9262

	Freq	Level	Detector	Ant Amp\Cb Filter		EIRPCF	Readin	Limit		Margin	Pol
				Factor	1			g			
	MHz	dBm		dB/m	dB	dB	dBuV	dBm	dB		
1	3705.00	-57.83	RMS	33.11	-22.63	0.67	-95.23	26.25	-13.00	-44.83	Vertical
2	5557.00	-56.95	RMS	34.70	-21.50	0.51	-95.23	24.57	-13.00	-43.95	Vertical
3	7410.00	-54.67	RMS	35.68	-19.66	0.31	-95.23	24.23	-13.00	-41.67	Vertical



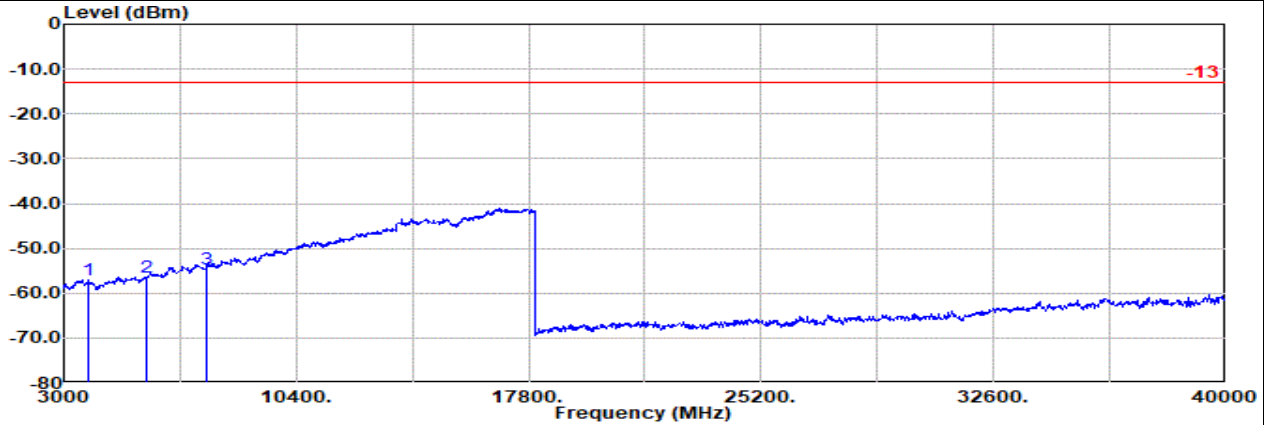


ANT2\RSE(WCDMA

**Part 24E Mode 3**

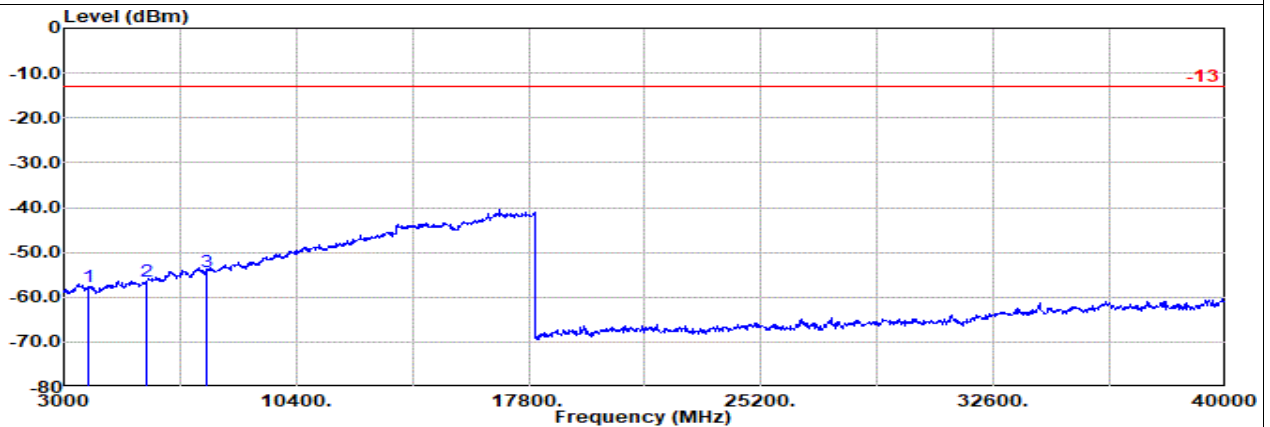
**WCDMA B2 Ch9400**

**M**



Site : 03CH07-HY  
 Condition: -13 3m HF\_ANT\_00075962 Horizontal  
 Mode : WCDMA 1900 Ch9400

1	2	3	Freq Level		Detector	Ant Amp\Cb Filter		EIRPCF	Readin g	Limit	Margin	Pol
			MHz	dBm		Factor	1					
1	3760.00	-57.16	RMS	33.24	-22.83	0.67	-95.23	26.99	-13.00	-44.16	Horizontal	
2	5640.00	-56.31	RMS	34.94	-21.43	0.47	-95.23	24.94	-13.00	-43.31	Horizontal	
3	7520.00	-54.56	RMS	35.58	-19.49	0.33	-95.23	24.25	-13.00	-41.56	Horizontal	



Site : 03CH07-HY  
 Condition: -13 3m HF\_ANT\_00075962 Vertical  
 Mode : WCDMA 1900 Ch9400

1	2	3	Freq Level		Detector	Ant Amp\Cb Filter		EIRPCF	Readin g	Limit	Margin	Pol
			MHz	dBm		Factor	1					
1	3760.00	-57.69	RMS	33.24	-22.83	0.67	-95.23	26.46	-13.00	-44.69	Vertical	
2	5640.00	-56.55	RMS	34.94	-21.43	0.47	-95.23	24.70	-13.00	-43.55	Vertical	
3	7520.00	-54.49	RMS	35.58	-19.49	0.33	-95.23	24.32	-13.00	-41.49	Vertical	

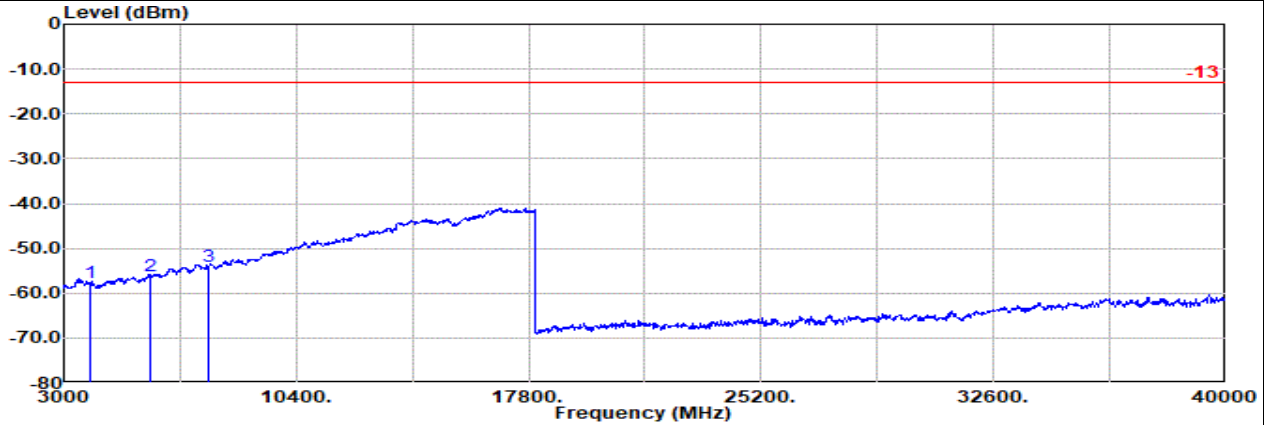


ANT2\RSE(WCDMA

**Part 24E Mode 3**

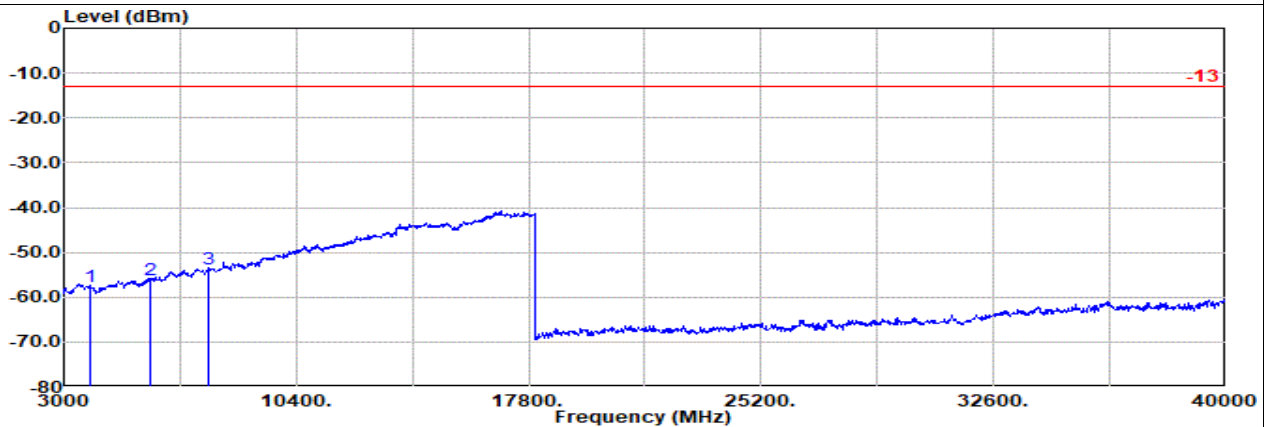
**WCDMA B2 Ch9538**

**H**



Site : 03CH07-HY  
 Condition: -13 3m HF\_ANT\_00075962 Horizontal  
 Mode : WCDMA 1900 Ch9538

	Freq	Level	Detector	Ant Amp\Cb Filter		EIRPCF	Readin	Limit		Margin	Pol
				Factor	1			g			
	MHz	dBm		dB/m	dB	dB	dB	dBuV	dBm	dB	
1	3815.00	-57.72	RMS	33.43	-22.99	0.67	-95.23	26.40	-13.00	-44.72	Horizontal
2	5723.00	-56.17	RMS	35.20	-21.42	0.36	-95.23	24.92	-13.00	-43.17	Horizontal
3	7630.00	-53.89	RMS	35.90	-19.41	0.35	-95.23	24.50	-13.00	-40.89	Horizontal



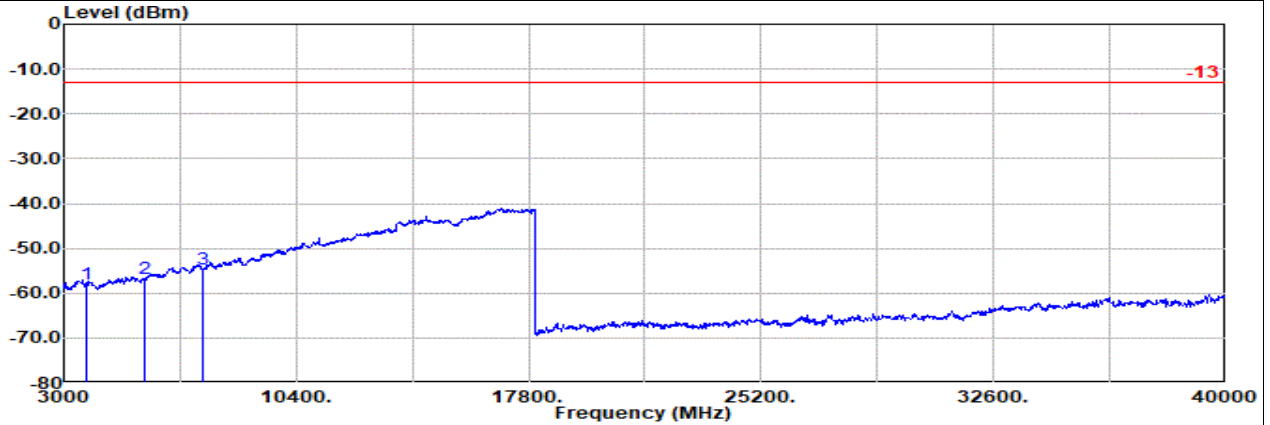
Site : 03CH07-HY  
 Condition: -13 3m HF\_ANT\_00075962 Vertical  
 Mode : WCDMA 1900 Ch9538

	Freq	Level	Detector	Ant Amp\Cb Filter		EIRPCF	Readin	Limit		Margin	Pol
				Factor	1			g			
	MHz	dBm		dB/m	dB	dB	dB	dBuV	dBm	dB	
1	3815.00	-57.74	RMS	33.43	-22.99	0.67	-95.23	26.38	-13.00	-44.74	Vertical
2	5723.00	-56.07	RMS	35.20	-21.42	0.36	-95.23	25.02	-13.00	-43.07	Vertical
3	7630.00	-53.77	RMS	35.90	-19.41	0.35	-95.23	24.62	-13.00	-40.77	Vertical



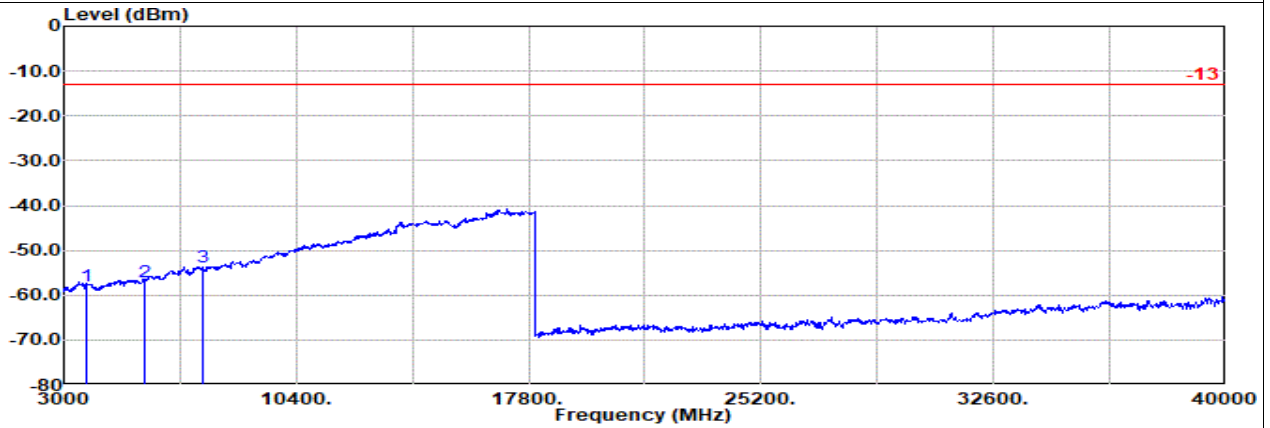
ANT0\RSE(WCDMA

Part 24E Mode 4  
WCDMA B2 Ch9262  
L



Site : 03CH07-HY  
Condition: -13 3m HF\_ANT\_00075962 Horizontal  
Mode : WCDMA 1900 Ch9262

1	2	3	Freq Level		Detector	Ant Amp\Cb Filter		EIRPCF	Readin g	Limit	Margin	Pol
			MHz	dBm		Factor	1					
1	3705.00	-57.92	RMS	33.11	-22.63	0.67	-95.23	26.16	-13.00	-44.92	Horizontal	
2	5557.00	-56.71	RMS	34.70	-21.50	0.51	-95.23	24.81	-13.00	-43.71	Horizontal	
3	7410.00	-54.65	RMS	35.68	-19.66	0.31	-95.23	24.25	-13.00	-41.65	Horizontal	



Site : 03CH07-HY  
Condition: -13 3m HF\_ANT\_00075962 Vertical  
Mode : WCDMA 1900 Ch9262

1	2	3	Freq Level		Detector	Ant Amp\Cb Filter		EIRPCF	Readin g	Limit	Margin	Pol
			MHz	dBm		Factor	1					
1	3705.00	-57.88	RMS	33.11	-22.63	0.67	-95.23	26.20	-13.00	-44.88	Vertical	
2	5557.00	-56.98	RMS	34.70	-21.50	0.51	-95.23	24.54	-13.00	-43.98	Vertical	
3	7410.00	-53.76	RMS	35.68	-19.66	0.31	-95.23	25.14	-13.00	-40.76	Vertical	

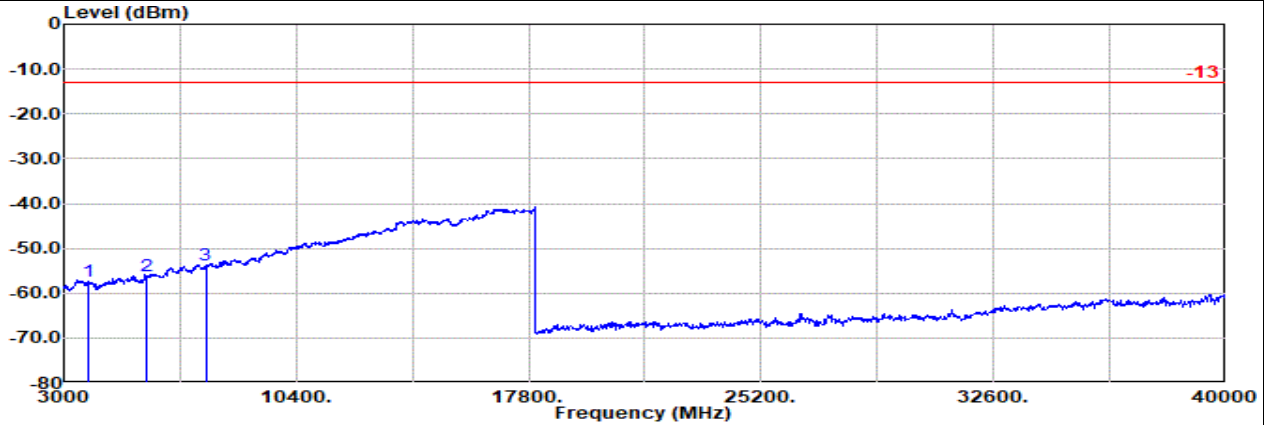


ANT0\RSE(WCDMA

**Part 24E Mode 4**

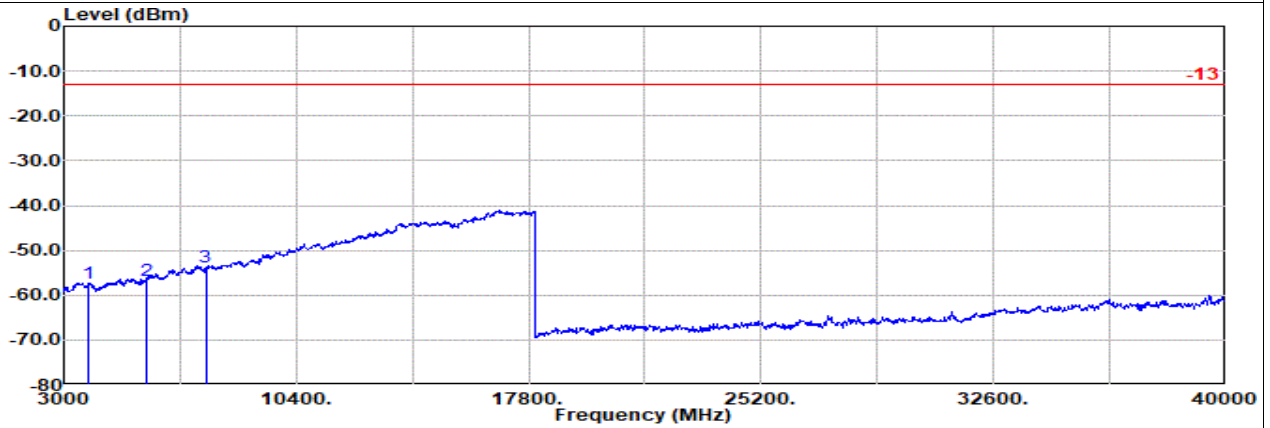
**WCDMA B2 Ch9400**

**M**



Site : 03CH07-HY  
 Condition: -13 3m HF\_ANT\_00075962 Horizontal  
 Mode : WCDMA 1900 Ch9400

	Freq	Level	Detector	Ant Amp\Cb Filter		EIRPCF	Readin	Limit		Margin	Pol
				Factor	1			g			
	MHz	dBm		dB/m	dB	dB	dB	dBuV	dBm	dB	
1	3765.00	-57.40	RMS	33.26	-22.85	0.67	-95.23	26.75	-13.00	-44.40	Horizontal
2	5640.00	-56.16	RMS	34.94	-21.43	0.47	-95.23	25.09	-13.00	-43.16	Horizontal
3	7515.00	-53.61	RMS	35.56	-19.49	0.33	-95.23	25.22	-13.00	-40.61	Horizontal



Site : 03CH07-HY  
 Condition: -13 3m HF\_ANT\_00075962 Vertical  
 Mode : WCDMA 1900 Ch9400

	Freq	Level	Detector	Ant Amp\Cb Filter		EIRPCF	Readin	Limit		Margin	Pol
				Factor	1			g			
	MHz	dBm		dB/m	dB	dB	dB	dBuV	dBm	dB	
1	3765.00	-57.51	RMS	33.26	-22.85	0.67	-95.23	26.64	-13.00	-44.51	Vertical
2	5640.00	-56.85	RMS	34.94	-21.43	0.47	-95.23	24.40	-13.00	-43.85	Vertical
3	7515.00	-53.79	RMS	35.56	-19.49	0.33	-95.23	25.04	-13.00	-40.79	Vertical

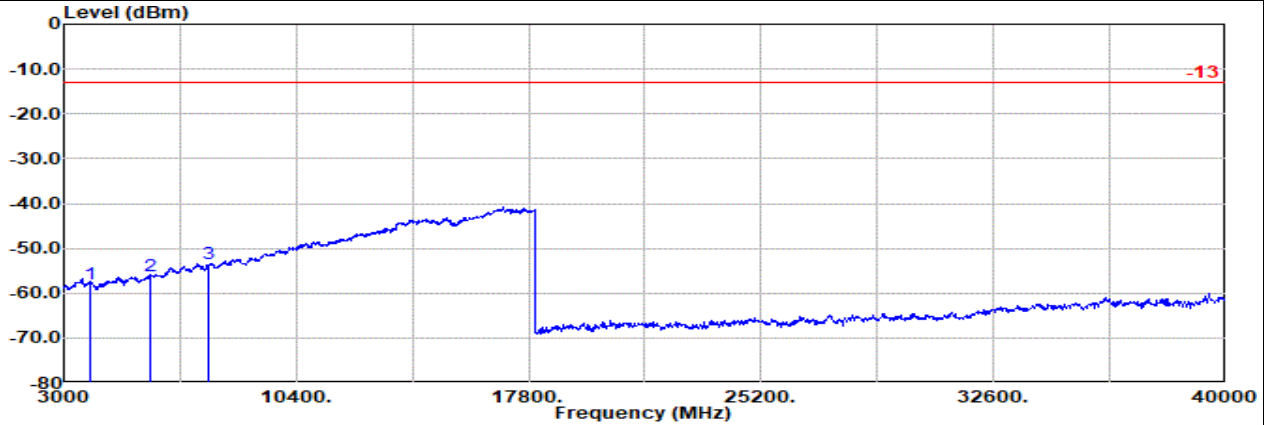


ANT0\RSE(WCDMA

**Part 24E Mode 4**

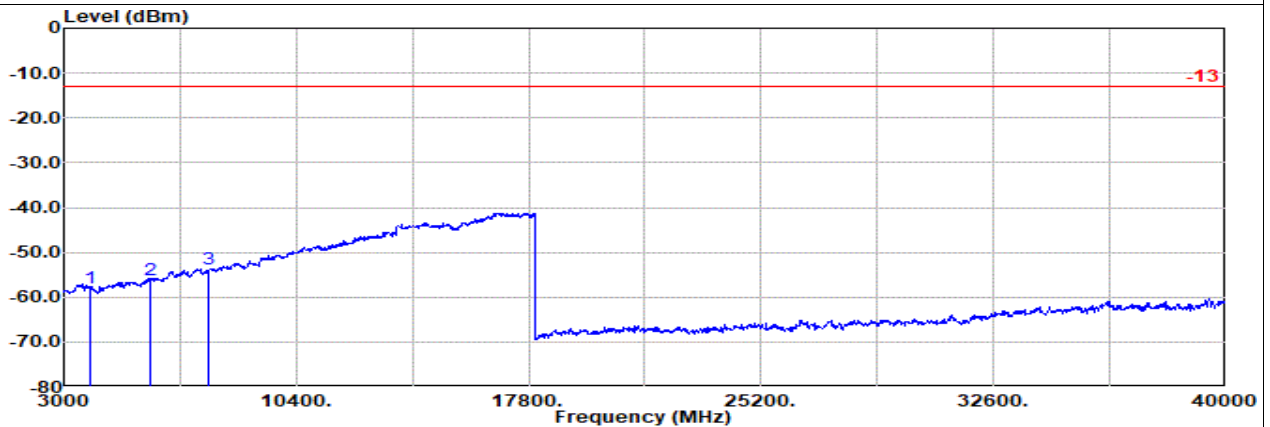
**WCDMA B2 Ch9538**

**H**



Site : 03CH07-HY  
 Condition: -13 3m HF\_ANT\_00075962 Horizontal  
 Mode : WCDMA 1900 Ch9538

	Freq	Level	Detector	Ant Amp\Cb Filter		EIRPCF	Reading	Limit		Margin	Pol
				Factor	1			g			
	MHz	dBm		dB/m	dB	dB	dB	dBuV	dBm	dB	
1	3815.00	-58.09	RMS	33.43	-22.99	0.67	-95.23	26.03	-13.00	-45.09	Horizontal
2	5723.00	-56.13	RMS	35.20	-21.42	0.36	-95.23	24.96	-13.00	-43.13	Horizontal
3	7630.00	-53.46	RMS	35.90	-19.41	0.35	-95.23	24.93	-13.00	-40.46	Horizontal



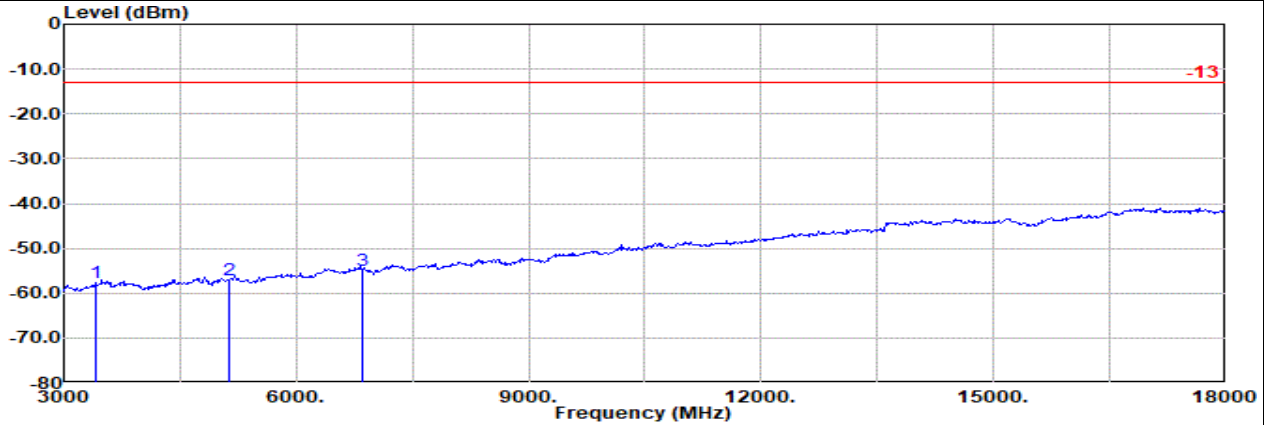
Site : 03CH07-HY  
 Condition: -13 3m HF\_ANT\_00075962 Vertical  
 Mode : WCDMA 1900 Ch9538

	Freq	Level	Detector	Ant Amp\Cb Filter		EIRPCF	Reading	Limit		Margin	Pol
				Factor	1			g			
	MHz	dBm		dB/m	dB	dB	dB	dBuV	dBm	dB	
1	3815.00	-57.82	RMS	33.43	-22.99	0.67	-95.23	26.30	-13.00	-44.82	Vertical
2	5723.00	-56.17	RMS	35.20	-21.42	0.36	-95.23	24.92	-13.00	-43.17	Vertical
3	7630.00	-53.75	RMS	35.90	-19.41	0.35	-95.23	24.64	-13.00	-40.75	Vertical



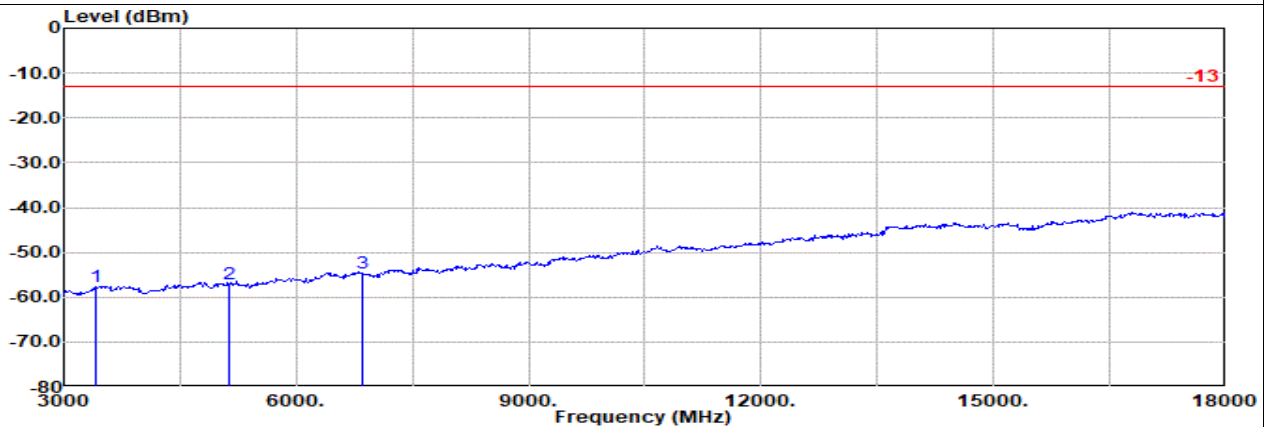
ANT2\RSE(WCDMA

Part 27L Mode 1  
WCDMA B4 Ch1312  
L



Site : 03CH07-HY  
Condition: -13 3m HF\_ANT\_00075962 Horizontal  
Mode : WCDMA 1700 Ch1312

1	2	3	Freq Level		Detector	Ant Amp\Cb Filter		EIRPCF	Reading	Limit	Margin	Pol	
			MHz	dBm		Factor	1						dB
1	2	3	3420.00	-57.78	RMS	33.10	-22.84	0.80	-95.23	26.39	-13.00	-44.78	Horizontal
2	3	1	5130.00	-56.92	RMS	34.18	-21.88	0.46	-95.23	25.55	-13.00	-43.92	Horizontal
3	1	2	6855.00	-54.89	RMS	35.70	-20.11	0.60	-95.23	24.15	-13.00	-41.89	Horizontal



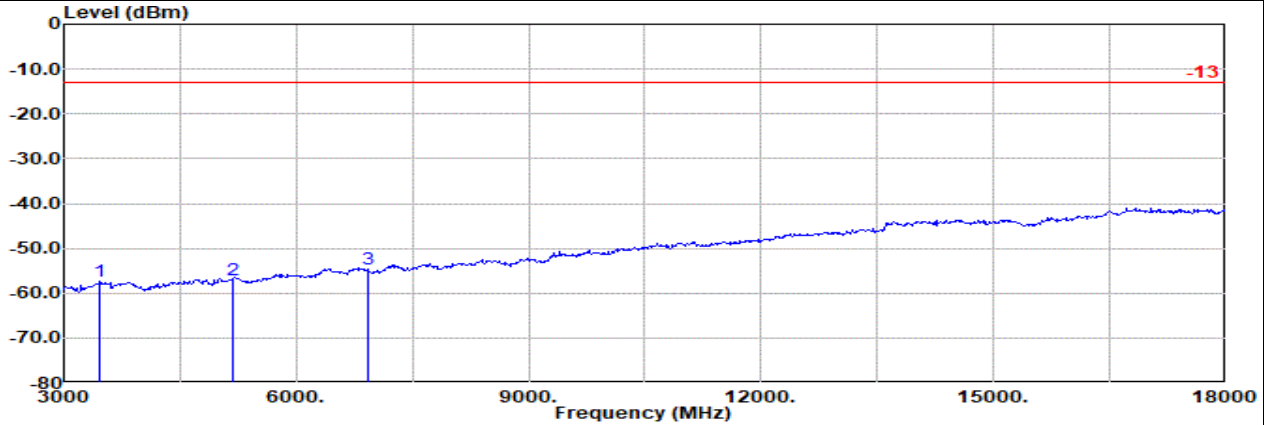
Site : 03CH07-HY  
Condition: -13 3m HF\_ANT\_00075962 Vertical  
Mode : WCDMA 1700 Ch1312

1	2	3	Freq Level		Detector	Ant Amp\Cb Filter		EIRPCF	Reading	Limit	Margin	Pol	
			MHz	dBm		Factor	1						dB
1	2	3	3420.00	-57.52	RMS	33.10	-22.84	0.80	-95.23	26.65	-13.00	-44.52	Vertical
2	3	1	5130.00	-56.97	RMS	34.18	-21.88	0.46	-95.23	25.50	-13.00	-43.97	Vertical
3	1	2	6855.00	-54.60	RMS	35.70	-20.11	0.60	-95.23	24.44	-13.00	-41.60	Vertical



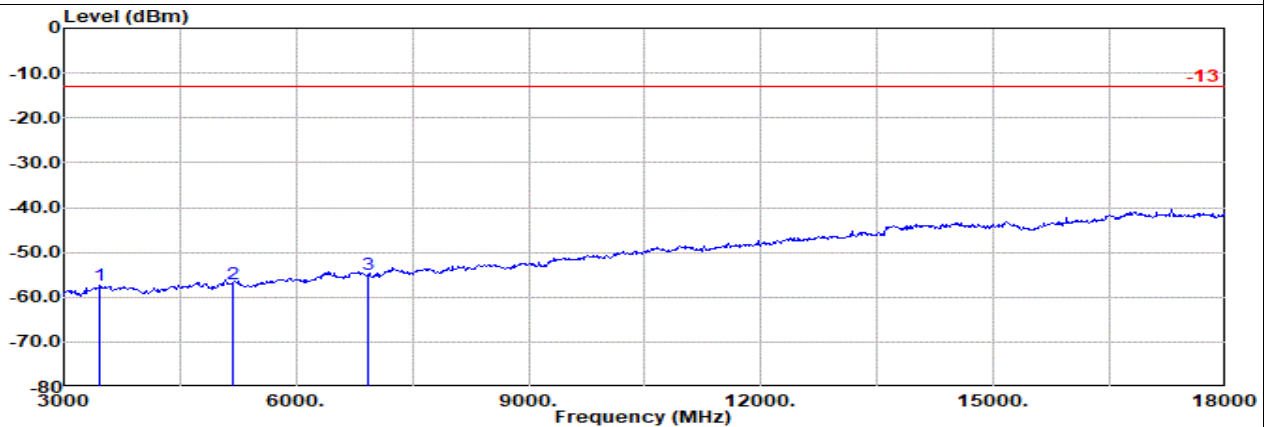
ANT2\RSE(WCDMA

Part 27L Mode 1
WCDMA B4 Ch1413
M



Site : 03CH07-HY  
 Condition: -13 3m HF\_ANT\_00075962 Horizontal  
 Mode : WCDMA 1700 Ch1413

	Freq	Level	Detector	Ant Amp\Cb Filter		EIRPCF	Reading	Limit		Margin	Pol
				Factor	1			g			
	MHz	dBm		dB/m	dB	dB	dBuV	dBm	dB		
1	3465.00	-57.39	RMS	33.01	-22.68	0.76	-95.23	26.75	-13.00	-44.39	Horizontal
2	5190.00	-56.97	RMS	34.46	-21.80	0.33	-95.23	25.27	-13.00	-43.97	Horizontal
3	6930.00	-54.69	RMS	35.76	-20.14	0.36	-95.23	24.56	-13.00	-41.69	Horizontal



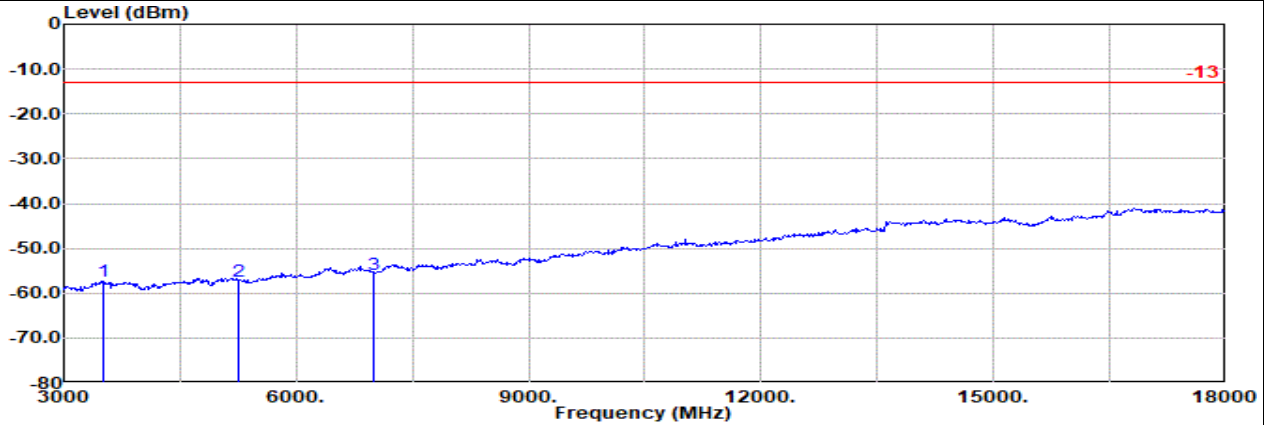
Site : 03CH07-HY  
 Condition: -13 3m HF\_ANT\_00075962 Vertical  
 Mode : WCDMA 1700 Ch1413

	Freq	Level	Detector	Ant Amp\Cb Filter		EIRPCF	Reading	Limit		Margin	Pol
				Factor	1			g			
	MHz	dBm		dB/m	dB	dB	dBuV	dBm	dB		
1	3465.00	-57.48	RMS	33.01	-22.68	0.76	-95.23	26.66	-13.00	-44.48	Vertical
2	5190.00	-57.14	RMS	34.46	-21.80	0.33	-95.23	25.10	-13.00	-44.14	Vertical
3	6930.00	-54.82	RMS	35.76	-20.14	0.36	-95.23	24.43	-13.00	-41.82	Vertical



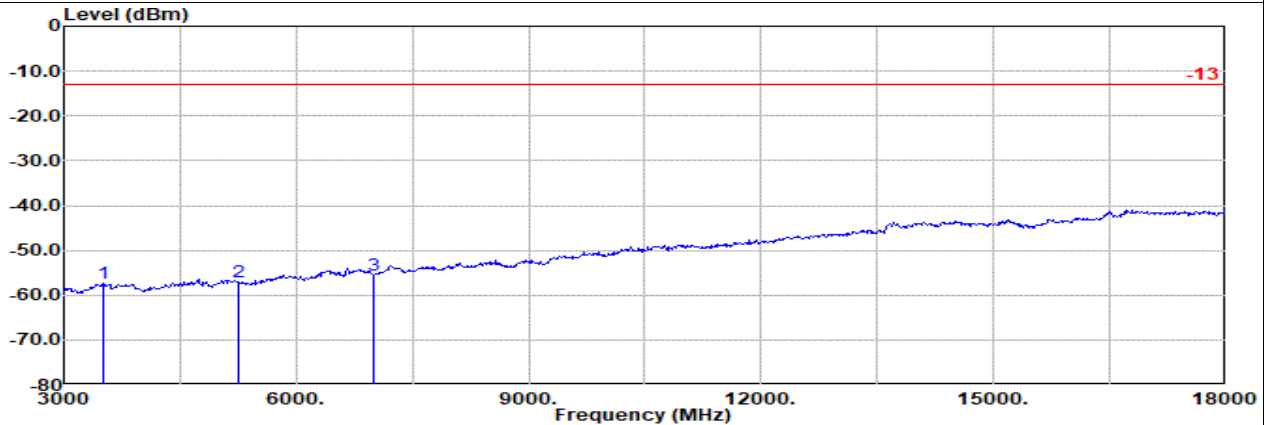
ANT2\RSE(WCDMA

Part 27L Mode 1
WCDMA B4 Ch1513
H



Site : 03CH07-HY  
 Condition: -13 3m HF\_ANT\_00075962 Horizontal  
 Mode : WCDMA 1700 Ch1513

	Freq	Level	Detector	Ant Amp\Cb Filter		EIRPCF	Reading	Limit		Margin	Pol
				Factor	1			g			
	MHz	dBm		dB/m	dB	dB	dBuV	dBm	dB		
1	3510.00	-57.51	RMS	32.76	-22.53	0.73	-95.23	26.76	-13.00	-44.51	Horizontal
2	5265.00	-57.28	RMS	34.67	-21.77	0.35	-95.23	24.70	-13.00	-44.28	Horizontal
3	7005.00	-55.74	RMS	35.69	-20.15	0.15	-95.23	23.80	-13.00	-42.74	Horizontal



Site : 03CH07-HY  
 Condition: -13 3m HF\_ANT\_00075962 Vertical  
 Mode : WCDMA 1700 Ch1513

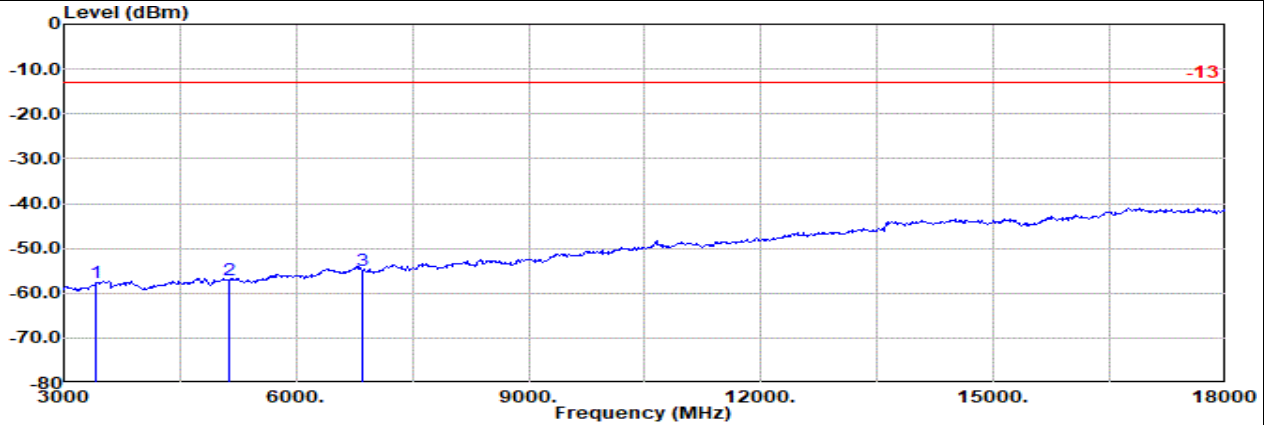
	Freq	Level	Detector	Ant Amp\Cb Filter		EIRPCF	Reading	Limit		Margin	Pol
				Factor	1			g			
	MHz	dBm		dB/m	dB	dB	dBuV	dBm	dB		
1	3510.00	-57.38	RMS	32.76	-22.53	0.73	-95.23	26.89	-13.00	-44.38	Vertical
2	5265.00	-56.94	RMS	34.67	-21.77	0.35	-95.23	25.04	-13.00	-43.94	Vertical
3	7005.00	-55.49	RMS	35.69	-20.15	0.15	-95.23	24.05	-13.00	-42.49	Vertical





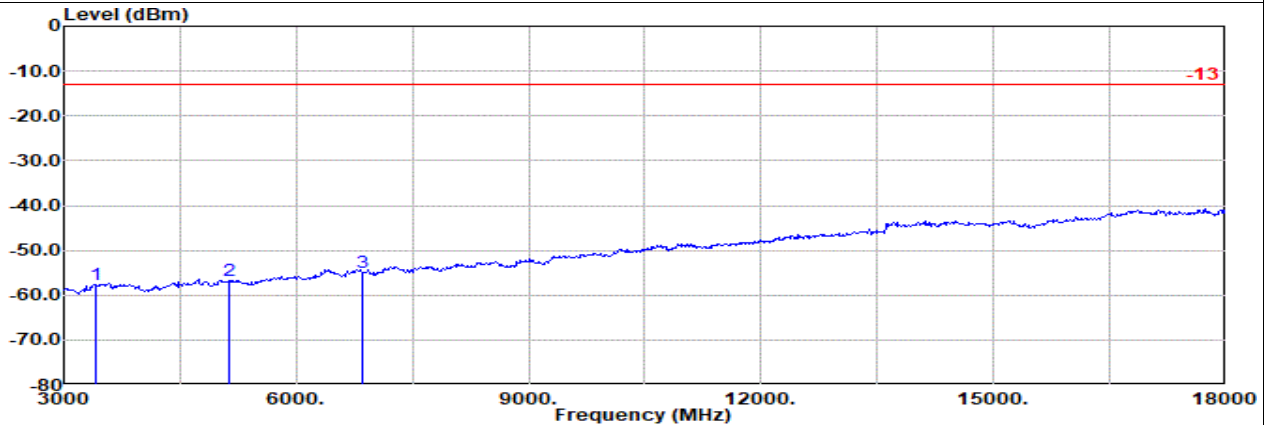
ANT0\RSE(WCDMA

Part 27L Mode 2  
WCDMA B4 Ch1312  
L



Site : 03CH07-HY  
Condition: -13 3m HF\_ANT\_00075962 Horizontal  
Mode : WCDMA 1700 Ch1312

1	2	3	Freq Level		Detector	Ant Amp\Cb Filter		EIRPCF	Reading	Limit		Margin	Pol
			MHz	dBm		Factor	1			dB	dB		
1	2	3	3420.00	-57.73	RMS	33.10	-22.84	0.80	-95.23	26.44	-13.00	-44.73	Horizontal
2	3	1	5130.00	-57.09	RMS	34.18	-21.88	0.46	-95.23	25.38	-13.00	-44.09	Horizontal
3	1	2	6855.00	-54.81	RMS	35.70	-20.11	0.60	-95.23	24.23	-13.00	-41.81	Horizontal



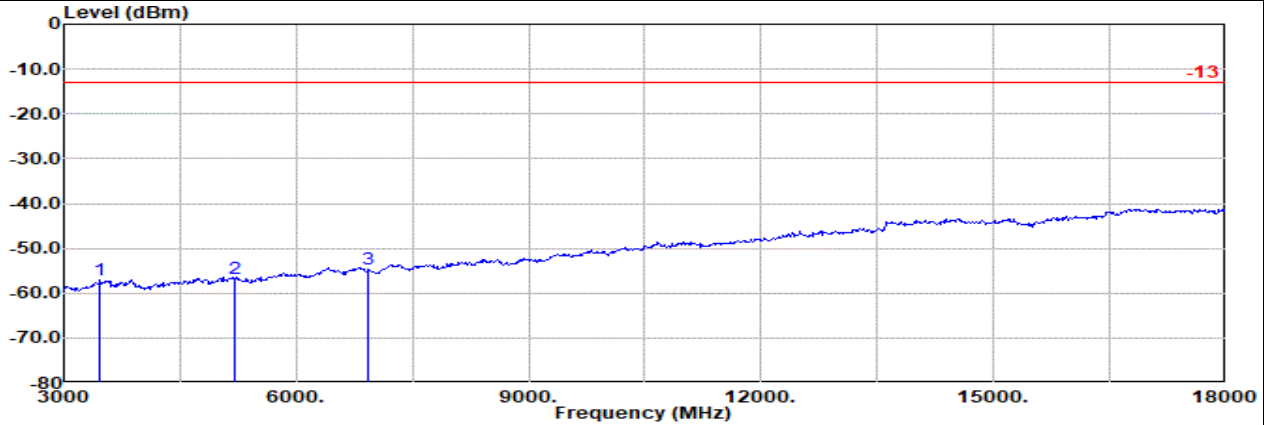
Site : 03CH07-HY  
Condition: -13 3m HF\_ANT\_00075962 Vertical  
Mode : WCDMA 1700 Ch1312

1	2	3	Freq Level		Detector	Ant Amp\Cb Filter		EIRPCF	Reading	Limit		Margin	Pol
			MHz	dBm		Factor	1			dB	dB		
1	2	3	3420.00	-57.79	RMS	33.10	-22.84	0.80	-95.23	26.38	-13.00	-44.79	Vertical
2	3	1	5130.00	-56.70	RMS	34.18	-21.88	0.46	-95.23	25.77	-13.00	-43.70	Vertical
3	1	2	6855.00	-54.83	RMS	35.70	-20.11	0.60	-95.23	24.21	-13.00	-41.83	Vertical



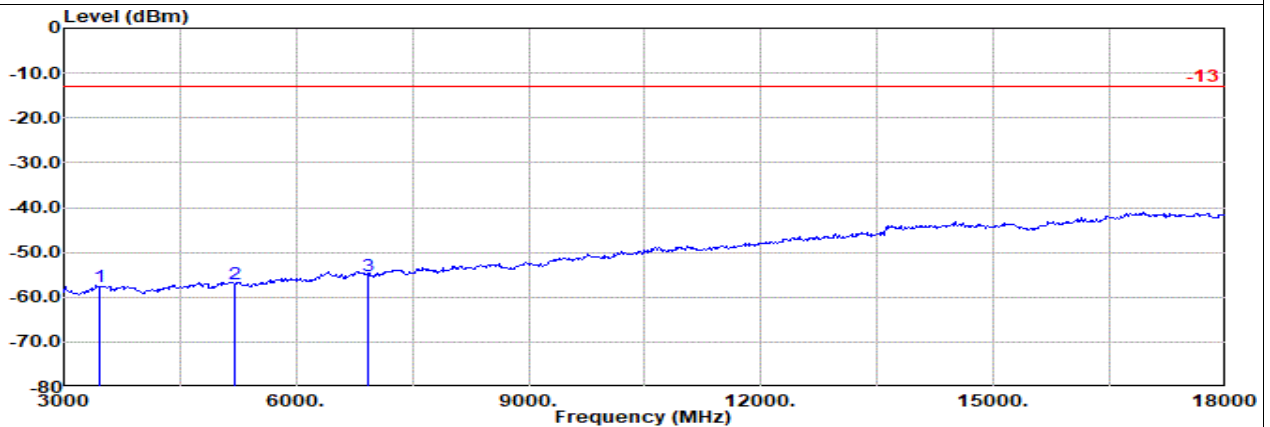
ANT0\RSE(WCDMA

Part 27L Mode 2  
WCDMA B4 Ch1413  
M



Site : 03CH07-HY  
Condition: -13 3m HF\_ANT\_00075962 Horizontal  
Mode : WCDMA 1700 Ch1413

1	2	3	Freq Level		Detector	Ant Amp\Cb Filter		EIRPCF	Reading	Limit	Margin	Pol	
			MHz	dBm		Factor	1						dB
1	2	3	3465.00	-57.20	RMS	33.01	-22.68	0.76	-95.23	26.94	-13.00	-44.20	Horizontal
2	2	3	5205.00	-56.82	RMS	34.52	-21.79	0.31	-95.23	25.37	-13.00	-43.82	Horizontal
3	2	3	6930.00	-54.62	RMS	35.76	-20.14	0.36	-95.23	24.63	-13.00	-41.62	Horizontal



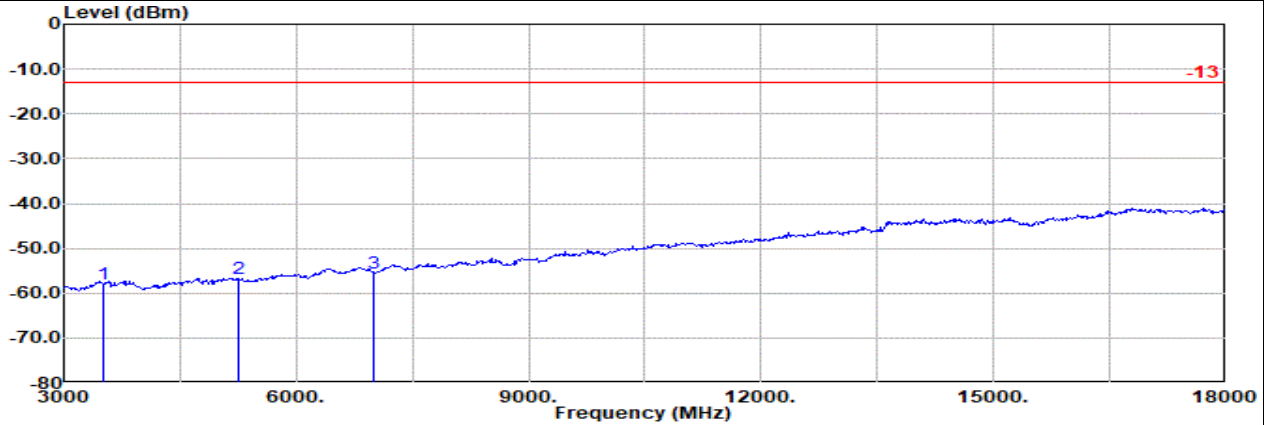
Site : 03CH07-HY  
Condition: -13 3m HF\_ANT\_00075962 Vertical  
Mode : WCDMA 1700 Ch1413

1	2	3	Freq Level		Detector	Ant Amp\Cb Filter		EIRPCF	Reading	Limit	Margin	Pol	
			MHz	dBm		Factor	1						dB
1	2	3	3465.00	-57.57	RMS	33.01	-22.68	0.76	-95.23	26.57	-13.00	-44.57	Vertical
2	2	3	5205.00	-56.97	RMS	34.52	-21.79	0.31	-95.23	25.22	-13.00	-43.97	Vertical
3	2	3	6930.00	-55.11	RMS	35.76	-20.14	0.36	-95.23	24.14	-13.00	-42.11	Vertical



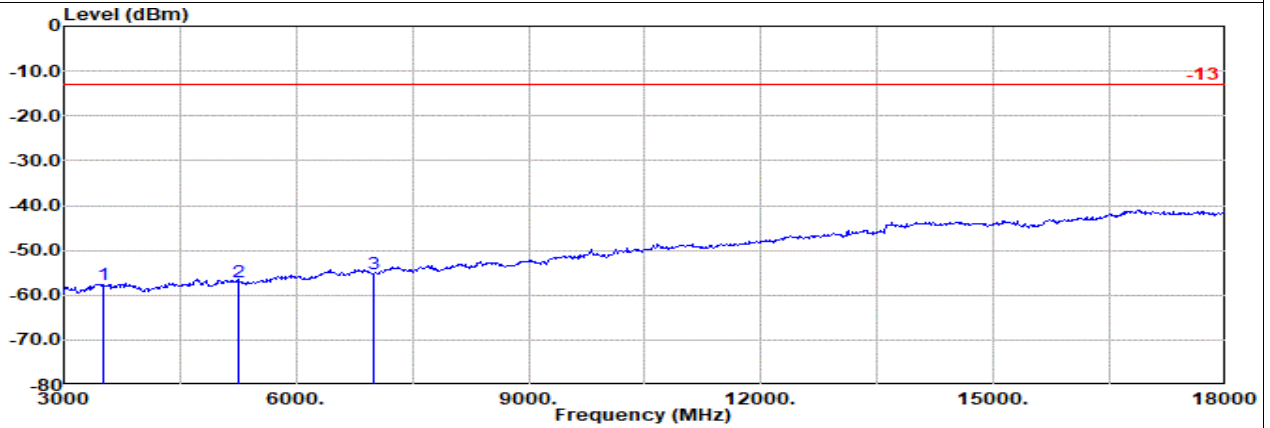
ANT0\RSE(WCDMA

Part 27L Mode 2  
WCDMA B4 Ch1513  
H



Site : 03CH07-HY  
Condition: -13 3m HF\_ANT\_00075962 Horizontal  
Mode : WCDMA 1700 Ch1513

	Freq	Level	Detector	Ant Amp\Cb Filter		EIRPCF	Reading	Limit		Margin	Pol
				Factor	1			dBuV	dBm		
	MHz	dBm		dB/m	dB	dB	dB	dBuV	dBm	dB	
1	3510.00	-57.82	RMS	32.76	-22.53	0.73	-95.23	26.45	-13.00	-44.82	Horizontal
2	5265.00	-56.83	RMS	34.67	-21.77	0.35	-95.23	25.15	-13.00	-43.83	Horizontal
3	7005.00	-55.50	RMS	35.69	-20.15	0.15	-95.23	24.04	-13.00	-42.50	Horizontal



Site : 03CH07-HY  
Condition: -13 3m HF\_ANT\_00075962 Vertical  
Mode : WCDMA 1700 Ch1513

	Freq	Level	Detector	Ant Amp\Cb Filter		EIRPCF	Reading	Limit		Margin	Pol
				Factor	1			dBuV	dBm		
	MHz	dBm		dB/m	dB	dB	dB	dBuV	dBm	dB	
1	3510.00	-57.68	RMS	32.76	-22.53	0.73	-95.23	26.59	-13.00	-44.68	Vertical
2	5265.00	-56.99	RMS	34.67	-21.77	0.35	-95.23	24.99	-13.00	-43.99	Vertical
3	7005.00	-55.37	RMS	35.69	-20.15	0.15	-95.23	24.17	-13.00	-42.37	Vertical

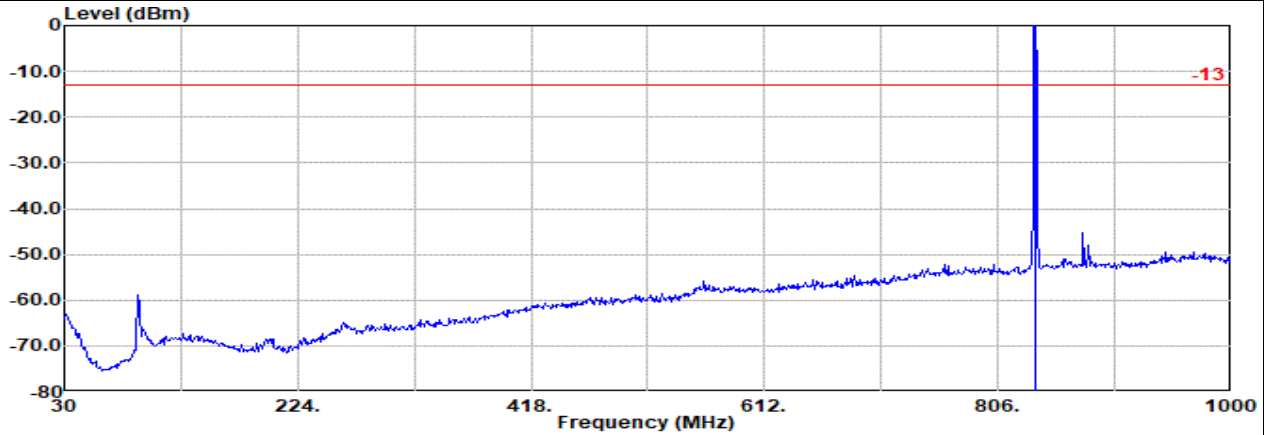


ANTO\WorstMode

Part 22H Mode 1

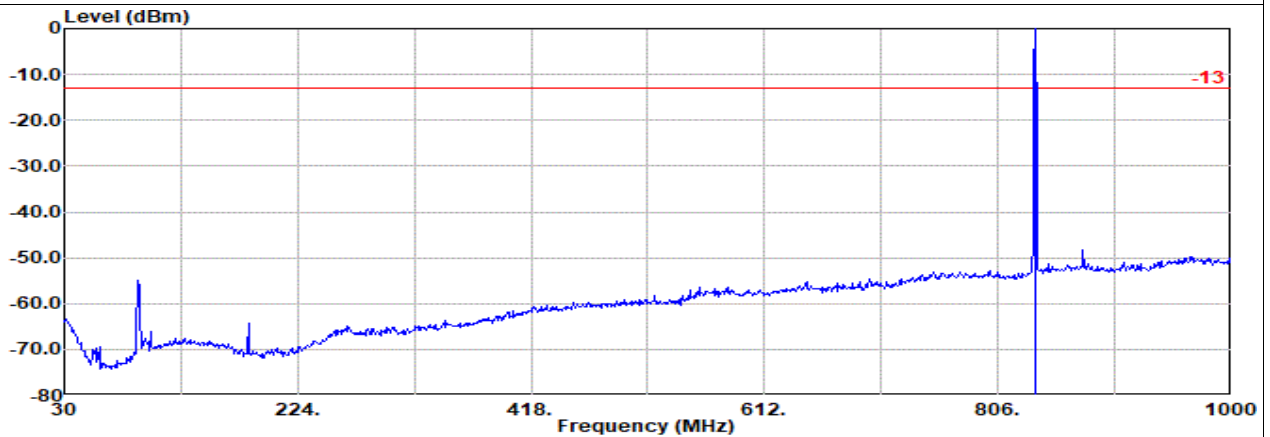
GSM 850 Ch189

M



Site : 03CH07-HY  
 Condition: -13 3m Bilog\_35419 Horizontal  
 Mode : GSM 850 CH189  
 : #1 is fundamental signal which can be ignored.

1	Freq	Level	Detector	Ant Amp\Cb Filter			EIRPCF	Readin Limit		Margin	Pol
	MHz	dBm		Factor	dB	dB		dB	dBuV		
	837.04	27.42	RMS	28.37	4.83	0.00	-95.23	89.45	-13.00	40.42	Horizontal



Site : 03CH07-HY  
 Condition: -13 3m Bilog\_35419 Vertical  
 Mode : GSM 850 CH189  
 : #1 is fundamental signal which can be ignored.

1	Freq	Level	Detector	Ant Amp\Cb Filter			EIRPCF	Readin Limit		Margin	Pol
	MHz	dBm		Factor	dB	dB		dB	dBuV		
	837.04	20.86	RMS	28.37	4.83	0.00	-95.23	82.89	-13.00	33.86	Vertical

Remark: #1 is fundamental signal which can be ignored

—————THE END—————