


## Appendix B. Setup Photographs


### <Conducted Emission>

Remote View





Rear View



**<Radiated Emission>**


**<Ranging Antenna CH05>**

**X Plane with Adapter**


**30MHz ~ 960MHz**



**960MHz ~ 1GHz**




1GHz ~ 1.61GHz




1.61GHz ~ 10.60GHz



**10.60GHz ~ 18GHz**



**18GHz ~ 40GHz**



**<Common AoA Antenna CH05>**

**Y Plane with Adapter**


**30MHz ~ 960MHz**




**960MHz ~ 1GHz**




1GHz ~ 1.61GHz




1.61GHz ~ 10.60GHz



10.60GHz ~ 18GHz



18GHz ~ 40GHz






**<Ranging Antenna CH09 and Common AoA Antenna CH09>**

**Z Plane with Adapter**

**30MHz ~ 960MHz**



**960MHz ~ 1GHz**




1GHz ~ 1.61GHz




1.61GHz ~ 10.60GHz



10.60GHz ~ 18GHz



18GHz ~ 40GHz



—————THE END—————