

System Check_Head_3700MHz

DUT: D3700V2-1006

Communication System: CW; Frequency: 3700.000 MHz

Medium: HSL_3700_240320 Medium parameters used: $f=3700.000$ MHz; $\sigma=3.17$ S/m; $\epsilon_r=37.4$

Ambient Temperature: 23.3°C; Liquid Temperature: 22.3°C

DASY6 Configuration:

- Probe: EX3DV4 - SN7793; ConvF(6.14, 6.36, 6.41); Calibrated: 2024-03-01
- Sensor-Surface: 1.4 mm
- Electronics: DAE4 Sn1707; Calibrated: 2023-12-06
- Phantom: Twin-SAM V8.0 (30deg probe tilt); Serial: 2127; Section: Flat
- Measurement Software: 16.2.4.2524
- UID: CW

Pin=17.0dBm/Area Scan (40.0 mm x 80.0 mm): Measurement Grid: 10.0 mm x 10.0 mm

SAR (1g) = 2.97 W/kg; SAR (10g) = 1.11 W/kg;

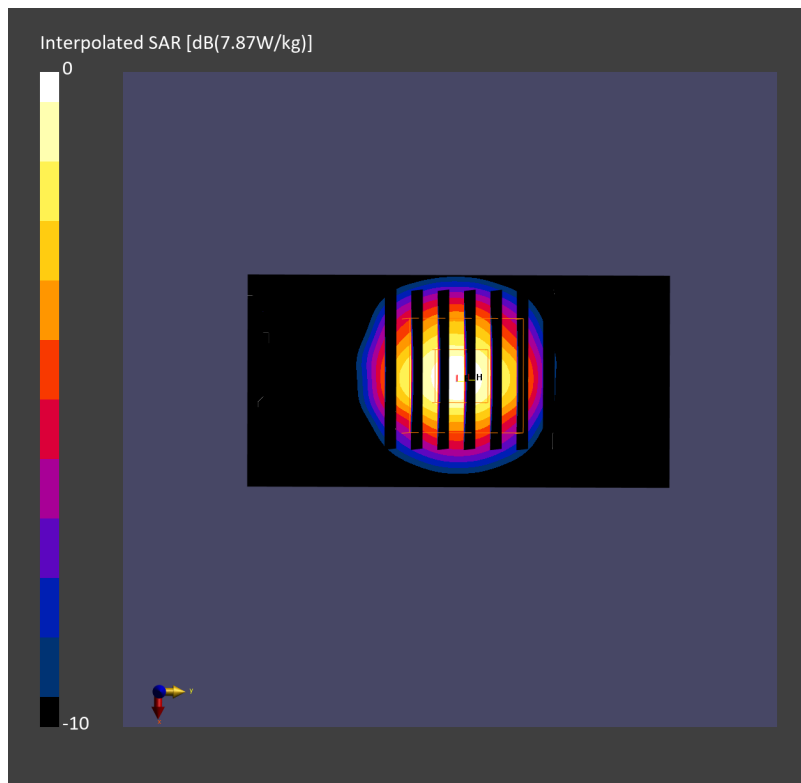
Pin=17.0dBm/Zoom Scan (28.0 mm x 28.0 mm x 28.0 mm): Measurement Grid: 5.0 mm x 5.0 mm x 1.4 mm

Power Drift = 0.01 dB

SAR (1g) = 3.06 W/kg; SAR (8g) = 1.31 W/kg; SAR (10g) = 1.16 W/kg

Smallest distance from peaks to all points 3 dB below = 8.6 mm

Ratio of SAR at M2 to SAR at M1 = 75.2 %



System Check_Head_3700MHz

DUT: D3700V2 - SN1006

Communication System: CW; Frequency: 3700.000 MHz

Medium: HSL_3700_240412 Medium parameters used: $f=3700.000$ MHz; $\sigma=3.12$ S/m; $\epsilon_r=36.8$

Ambient Temperature: 23.5°C; Liquid Temperature: 22.5°C

DASY6 Configuration:

- Probe: EX3DV4 - SN7590; ConvF(7.0, 6.84, 6.92); Calibrated: 2024-03-19
- Sensor-Surface: 1.4 mm
- Electronics: DAE4 Sn699; Calibrated: 2024-02-13
- Phantom: Twin-SAM V8.0 (30deg probe tilt); Serial: 2126; Section: Flat
- Measurement Software: 16.2.4.2524
- UID: CW

Pin=17.0dBm/Area Scan (40.0 mm x 80.0 mm): Measurement Grid: 10.0 mm x 10.0 mm

SAR (1g) = 3.22 W/kg; SAR (10g) = 1.22 W/kg;

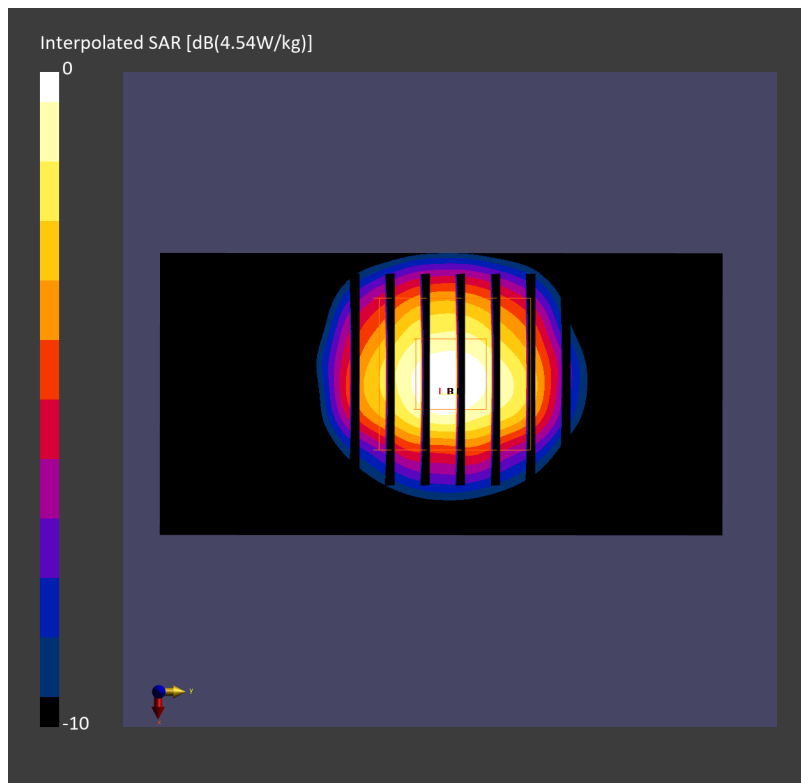
Pin=17.0dBm/Zoom Scan (28.0 mm x 28.0 mm x 28.0 mm): Measurement Grid: 5.0 mm x 5.0 mm x 1.4 mm

Power Drift = -0.02 dB

SAR (1g) = 3.41 W/kg; SAR (8g) = 1.44 W/kg; SAR (10g) = 1.27 W/kg

Smallest distance from peaks to all points 3 dB below = 8.0 mm

Ratio of SAR at M2 to SAR at M1 = 75.2 %



System Check_Head_3900MHz

DUT: D3900V2 - SN1017

Communication System: CW; Frequency: 3900.000 MHz

Medium: HSL_3900_240219 Medium parameters used: $f=3900.000$ MHz; $\sigma=3.30$ S/m; $\epsilon_r=37.7$

Ambient Temperature: 23.5°C; Liquid Temperature: 22.5°C

DASY6 Configuration:

- Probe: EX3DV4 - SN7694; ConvF(6.76, 6.76, 6.76); Calibrated: 2023-10-26
- Sensor-Surface: 1.4 mm
- Electronics: DAE4ip Sn1800; Calibrated: 2023-05-31
- Phantom: Twin-SAM V8.0 (30deg probe tilt); Serial: 2144; Section: Flat
- Measurement Software: 16.2.4.2524
- UID: CW

Pin=17.0dBm/Area Scan (40.0 mm x 80.0 mm): Measurement Grid: 10.0 mm x 10.0 mm

SAR (1g) = 3.44 W/kg; SAR (10g) = 1.18 W/kg;

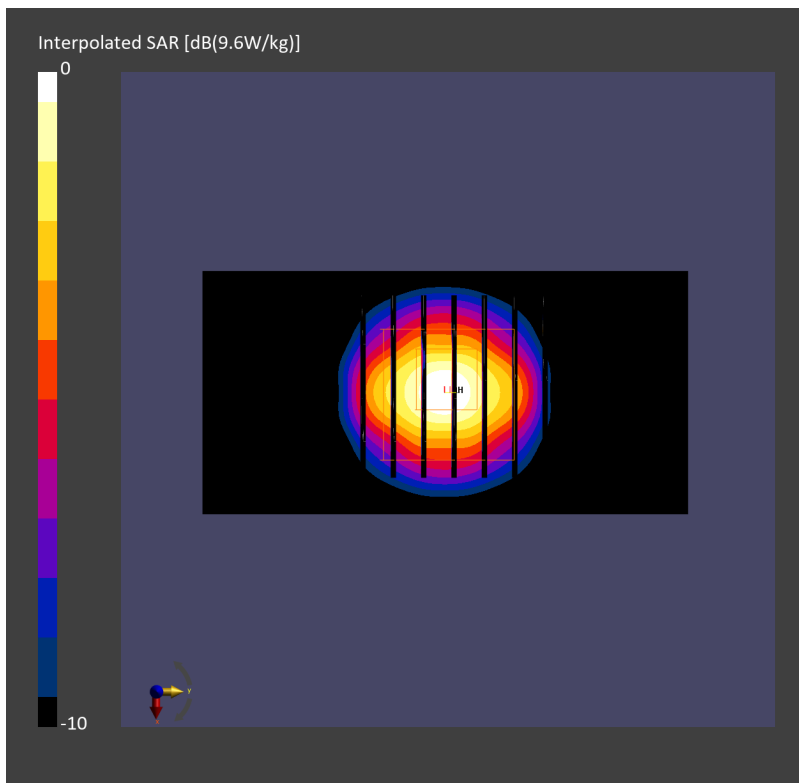
Pin=17.0dBm/Zoom Scan (28.0 mm x 28.0 mm x 28.0 mm): Measurement Grid: 5.0 mm x 5.0 mm x 1.4 mm

Power Drift = 0.12 dB

SAR (1g) = 3.75 W/kg; SAR (8g) = 1.48 W/kg; SAR (10g) = 1.29 W/kg

Smallest distance from peaks to all points 3 dB below = 7.7 mm

Ratio of SAR at M2 to SAR at M1 = 74.0 %



System Check_Head_3900MHz

DUT: D3900V2 - SN1017

Communication System: CW; Frequency: 3900.000 MHz

Medium: HSL_3900_240311 Medium parameters used: $f=3900.000$ MHz; $\sigma=3.40$ S/m; $\epsilon_r=37.3$

Ambient Temperature: 23.4°C; Liquid Temperature: 22.4°C

DASY6 Configuration:

- Probe: EX3DV4 - SN7785; ConvF(5.94, 5.68, 5.59); Calibrated: 2023-11-23
- Sensor-Surface: 1.4 mm
- Electronics: DAE4 Sn1707; Calibrated: 2023-12-06
- Phantom: Twin-SAM V8.0 (30deg probe tilt); Serial: 2127; Section: Flat
- Measurement Software: 16.2.4.2524
- UID: CW

Pin=17dBm/Area Scan (40.0 mm x 80.0 mm): Measurement Grid: 10.0 mm x 10.0 mm

SAR (1g) = 3.43 W/kg; SAR (10g) = 1.20 W/kg;

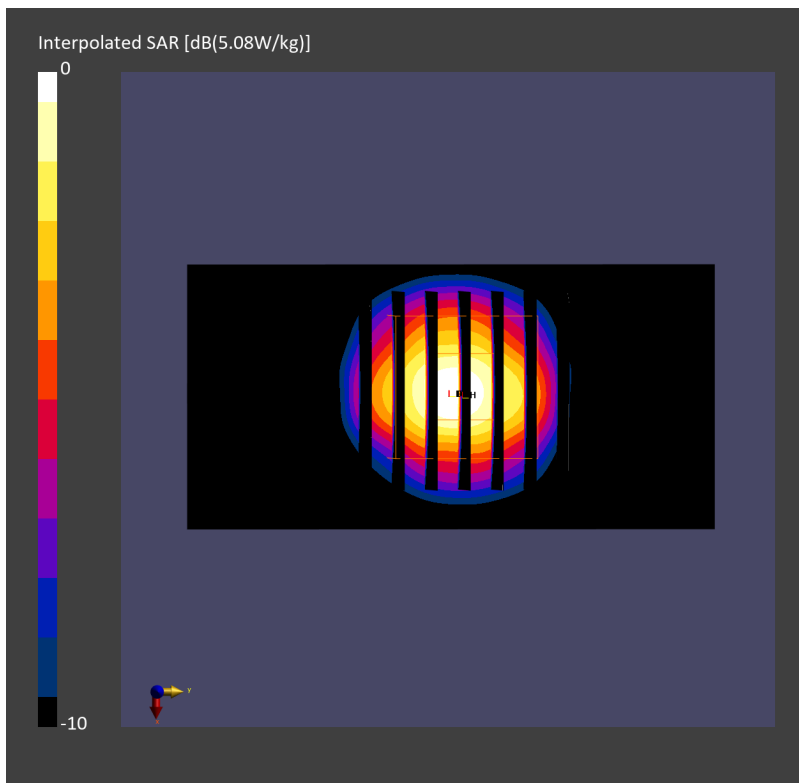
Pin=17dBm/Zoom Scan (28.0 mm x 28.0 mm x 28.0 mm): Measurement Grid: 5.0 mm x 5.0 mm x 1.4 mm

Power Drift = 0.04 dB

SAR (1g) = 3.60 W/kg; SAR (8g) = 1.46 W/kg; SAR (10g) = 1.28 W/kg

Smallest distance from peaks to all points 3 dB below = 8.0 mm

Ratio of SAR at M2 to SAR at M1 = 72.5 %



System Check_Head_3900MHz

DUT: D3900V2 - SN1017

Communication System: CW; Frequency: 3900.000 MHz; Duty Cycle: 1:1

Medium: HSL_3900_240312 Medium parameters used: $f=3900.000$ MHz; $\sigma=3.36$ S/m; $\epsilon_r=37.4$

Ambient Temperature: 23.7°C; Liquid Temperature: 22.7°C

DASY6 Configuration:

- Probe: EX3DV4 - SN7785; ConvF(5.94, 5.68, 5.59); Calibrated: 2023-11-23
- Sensor-Surface: 1.4 mm
- Electronics: DAE4 Sn1707; Calibrated: 2023-12-06
- Phantom: Twin-SAM V8.0 (30deg probe tilt); Serial: 2127; Section: Flat
- Measurement Software: 16.2.4.2524
- UID: CW

Pin=17.0dBm/Area Scan (40.0 mm x 80.0 mm): Measurement Grid: 10.0 mm x 10.0 mm

SAR (1g) = 3.01 W/kg; SAR (10g) = 1.07 W/kg;

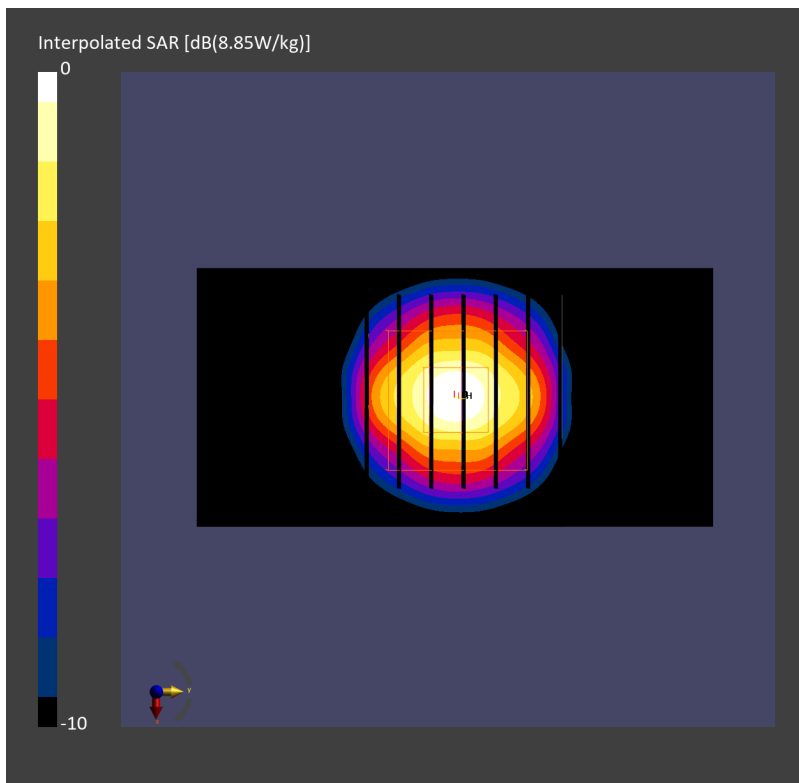
Pin=17.0dBm/Zoom Scan (28.0 mm x 28.0 mm x 28.0 mm): Measurement Grid: 5.0 mm x 5.0 mm x 1.4 mm

Power Drift = 0.05 dB

SAR (1g) = 3.19 W/kg; SAR (8g) = 1.31 W/kg; SAR (10g) = 1.16 W/kg

Smallest distance from peaks to all points 3 dB below = 8.0 mm

Ratio of SAR at M2 to SAR at M1 = 73.0 %



System Check_Head_3900MHz

DUT: D3900V2 - SN1017

Communication System: CW; Frequency: 3900.000 MHz

Medium: HSL_3900_240313 Medium parameters used: $f=3900.000$ MHz; $\sigma=3.35$ S/m; $\epsilon_r=37.3$

Ambient Temperature: 23.1°C; Liquid Temperature: 22.1°C

DASY6 Configuration:

- Probe: EX3DV4 - SN7785; ConvF(5.94, 5.68, 5.59); Calibrated: 2023-11-23
- Sensor-Surface: 1.4 mm
- Electronics: DAE4 Sn1707; Calibrated: 2023-12-06
- Phantom: Twin-SAM V8.0 (30deg probe tilt); Serial: 2127; Section: Flat
- Measurement Software: 16.2.4.2524
- UID: CW

Pin=17.0dBm/Area Scan (40.0 mm x 80.0 mm): Measurement Grid: 10.0 mm x 10.0 mm

SAR (1g) = 3.22 W/kg; SAR (10g) = 1.13 W/kg;

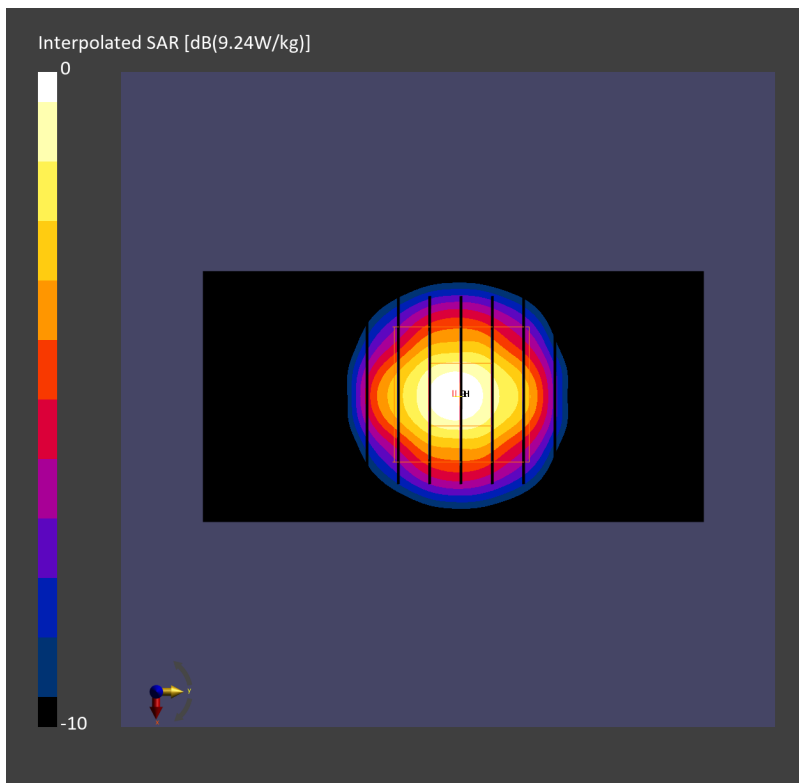
Pin=17.0dBm/Zoom Scan (28.0 mm x 28.0 mm x 28.0 mm): Measurement Grid: 5.0 mm x 5.0 mm x 1.4 mm

Power Drift = -0.01 dB

SAR (1g) = 3.32 W/kg; SAR (8g) = 1.35 W/kg; SAR (10g) = 1.19 W/kg

Smallest distance from peaks to all points 3 dB below = 8.0 mm

Ratio of SAR at M2 to SAR at M1 = 73.2 %



System Check_Head_3900MHz

DUT: D3900V2 - SN1092

Communication System: CW; Frequency: 3900.000 MHz

Medium: HSL_3900_240315 Medium parameters used: $f=3900.000$ MHz; $\sigma=3.28$ S/m; $\epsilon_r=36.2$

Ambient Temperature: 23.5°C; Liquid Temperature: 22.5°C

DASY6 Configuration:

- Probe: EX3DV4 - SN7700; ConvF(6.52, 6.53, 6.5); Calibrated: 2024-02-01
- Sensor-Surface: 1.4 mm
- Electronics: DAE4 Sn656; Calibrated: 2024-01-18
- Phantom: Twin-SAM V8.0 (30deg probe tilt); Serial: 2145; Section: Flat
- Measurement Software: 16.2.4.2524
- UID: CW

Pin=17.0dBm/Area Scan (40.0 mm x 80.0 mm): Measurement Grid: 10.0 mm x 10.0 mm

SAR (1g) = 3.17 W/kg; SAR (10g) = 1.17 W/kg;

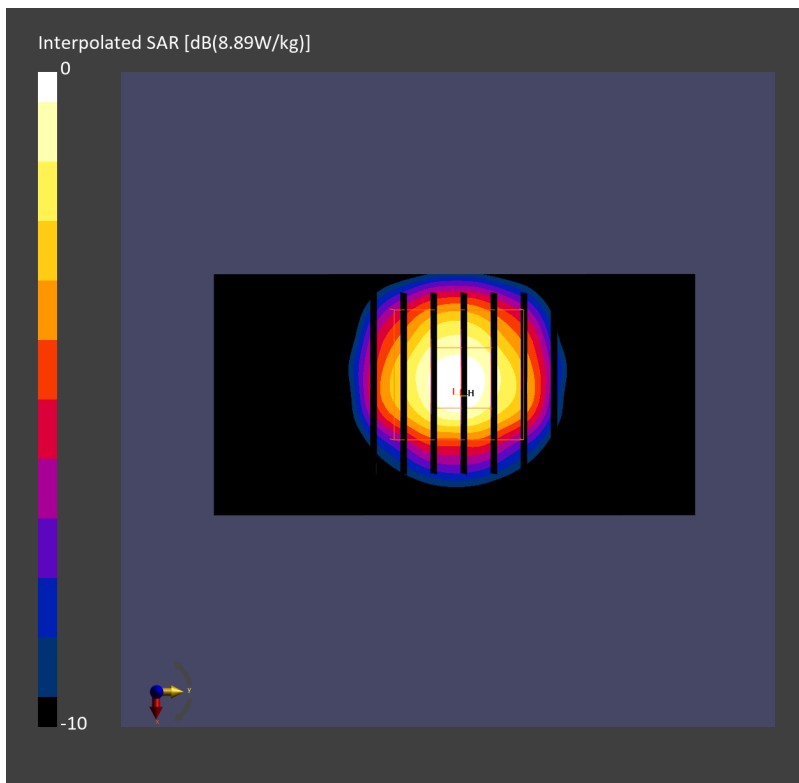
Pin=17.0dBm/Zoom Scan (28.0 mm x 28.0 mm x 28.0 mm): Measurement Grid: 5.0 mm x 5.0 mm x 1.4 mm

Power Drift = -0.01 dB

SAR (1g) = 3.30 W/kg; SAR (8g) = 1.35 W/kg; SAR (10g) = 1.19 W/kg

Smallest distance from peaks to all points 3 dB below = 8.3 mm

Ratio of SAR at M2 to SAR at M1 = 74.9 %



System Check_Head_3900MHz

DUT: D3900V2 - SN1017

Communication System: CW; Frequency: 3900.000 MHz

Medium: HSL_3900_240317 Medium parameters used: $f=3900.000$ MHz; $\sigma=3.39$ S/m; $\epsilon_r=37.3$

Ambient Temperature: 23.5°C; Liquid Temperature: 22.5°C

DASY6 Configuration:

- Probe: EX3DV4 - SN7700; ConvF(6.52, 6.53, 6.5); Calibrated: 2024-02-01
- Sensor-Surface: 1.4 mm
- Electronics: DAE4 Sn656; Calibrated: 2024-01-18
- Phantom: Twin-SAM V8.0 (30deg probe tilt); Serial: 2145; Section: Flat
- Measurement Software: 16.2.4.2524
- UID: CW

Pin=17.0dBm/Area Scan (40.0 mm x 80.0 mm): Measurement Grid: 10.0 mm x 10.0 mm

SAR (1g) = 3.30 W/kg; SAR (10g) = 1.18 W/kg;

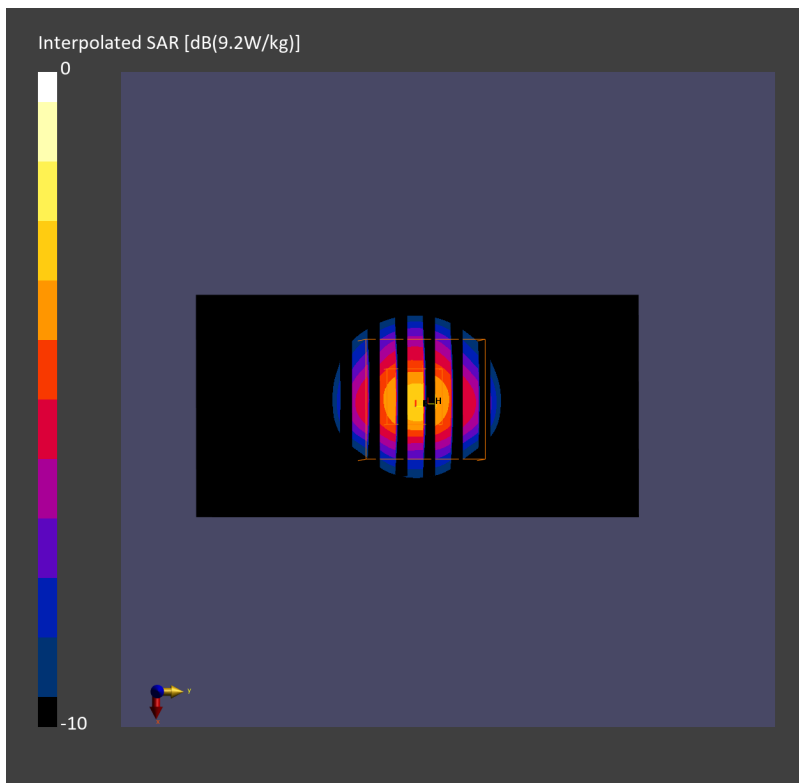
Pin=17.0dBm/Zoom Scan (28.0 mm x 28.0 mm x 28.0 mm): Measurement Grid: 5.0 mm x 5.0 mm x 1.4 mm

Power Drift = 0.05 dB

SAR (1g) = 3.34 W/kg; SAR (8g) = 1.36 W/kg; SAR (10g) = 1.19 W/kg

Smallest distance from peaks to all points 3 dB below = 8.0 mm

Ratio of SAR at M2 to SAR at M1 = 74.4 %



System Check_Head_5250MHz

DUT: D5GHzV2 - SN1171

Communication System: CW; Frequency: 5250.000 MHz

Medium: HSL_5G_240314 Medium parameters used: $f = 5250.000$ MHz; $\sigma = 4.60$ S/m; $\epsilon_r = 35.5$

Ambient Temperature: 23.5°C; Liquid Temperature: 22.5°C

DASY6 Configuration:

- Probe: EX3DV4 - SN7694; ConvF(5.26, 5.26, 5.26); Calibrated: 2023-10-26
- Sensor-Surface: 1.4 mm
- Electronics: DAE4ip Sn1800; Calibrated: 2023-05-31
- Phantom: Twin-SAM V8.0 (30deg probe tilt); Serial: 2144; Section: Flat
- Measurement Software: 16.2.4.2524
- UID: CW

Pin=17.0dBm/Area Scan (40.0 mm x 80.0 mm): Measurement Grid: 10.0 mm x 10.0 mm

SAR (1g) = 3.93 W/kg; SAR (10g) = 1.10 W/kg;

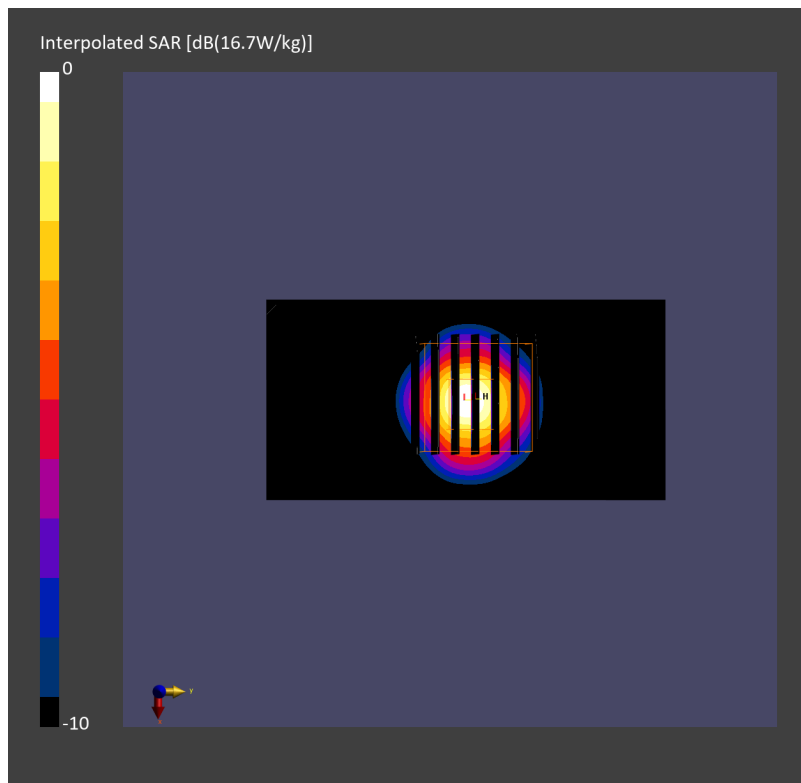
Pin=17.0dBm/Zoom Scan (22.0 mm x 22.0 mm x 22.0 mm): Measurement Grid: 4.0 mm x 4.0 mm x 1.4 mm

Power Drift = -0.03 dB

SAR (1g) = 4.27 W/kg; SAR (8g) = 1.39 W/kg; SAR (10g) = 1.19 W/kg

Smallest distance from peaks to all points 3 dB below = 6.9 mm

Ratio of SAR at M2 to SAR at M1 = 64.4 %



System Check_Head_5250MHz

DUT: D5GHzV2 - SN1171

Communication System: CW; Frequency: 5250.000 MHz

Medium: HSL_5G_240316 Medium parameters used: $f = 5250.000$ MHz; $\sigma = 4.59$ S/m; $\epsilon_r = 36.1$

Ambient Temperature: 23.5°C; Liquid Temperature: 22.5°C

DASY6 Configuration:

- Probe: EX3DV4 - SN7793; ConvF(4.89, 5.03, 5.05); Calibrated: 2024-03-01
- Sensor-Surface: 1.4 mm
- Electronics: DAE4 Sn1707; Calibrated: 2023-12-06
- Phantom: Twin-SAM V8.0 (30deg probe tilt); Serial: 2127; Section: Flat
- Measurement Software: 16.2.4.2524
- UID: CW

Pin=17.0dBm/Area Scan (40.0 mm x 80.0 mm): Measurement Grid: 10.0 mm x 10.0 mm

SAR (1g) = 3.41 W/kg; SAR (10g) = 0.883 W/kg;

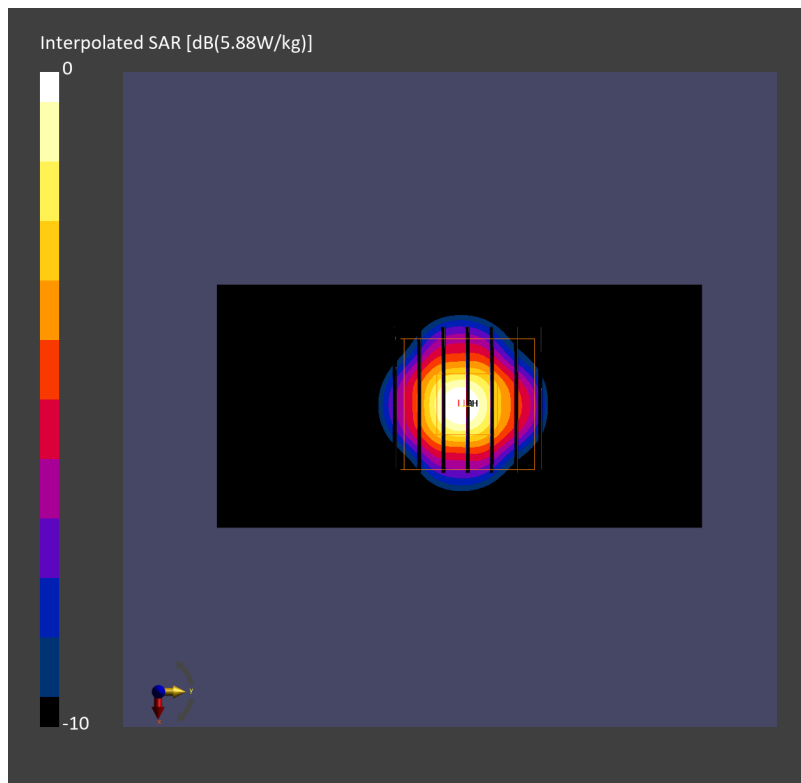
Pin=17.0dBm/Zoom Scan (22.0 mm x 22.0 mm x 22.0 mm): Measurement Grid: 4.0 mm x 4.0 mm x 1.4 mm

Power Drift = -0.07 dB

SAR (1g) = 3.79 W/kg; SAR (8g) = 1.17 W/kg; SAR (10g) = 1.05 W/kg

Smallest distance from peaks to all points 3 dB below = 6.4 mm

Ratio of SAR at M2 to SAR at M1 = 63.1 %



System Check_Head_5250MHz

DUT: D5GHzV2 - SN1171

Communication System: CW; Frequency: 5250.000 MHz

Medium: HSL_5G_240318 Medium parameters used: $f = 5250.000$ MHz; $\sigma = 4.81$ S/m; $\epsilon_r = 37.1$

Ambient Temperature: 23.5°C; Liquid Temperature: 22.5°C

DASY6 Configuration:

- Probe: EX3DV4 - SN7793; ConvF(4.89, 5.03, 5.05); Calibrated: 2024-03-01
- Sensor-Surface: 1.4 mm
- Electronics: DAE4 Sn1707; Calibrated: 2023-12-06
- Phantom: Twin-SAM V8.0 (30deg probe tilt); Serial: 2127; Section: Flat
- Measurement Software: 16.2.4.2524
- UID: CW

Pin=17.0dBm/Area Scan (40.0 mm x 80.0 mm): Measurement Grid: 10.0 mm x 10.0 mm

SAR (1g) = 3.84 W/kg; SAR (10g) = 1.09 W/kg;

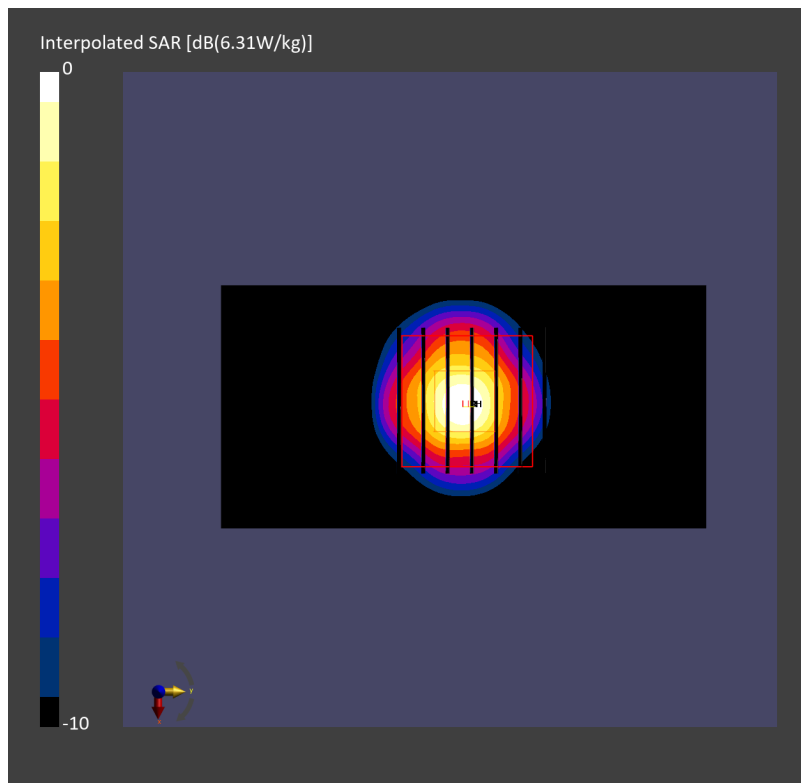
Pin=17.0dBm/Zoom Scan (22.0 mm x 22.0 mm x 22.0 mm): Measurement Grid: 4.0 mm x 4.0 mm x 1.4 mm

Power Drift = -0.01 dB

SAR (1g) = 4.29 W/kg; SAR (8g) = 1.42 W/kg; SAR (10g) = 1.22 W/kg

Smallest distance from peaks to all points 3 dB below = 6.9 mm

Ratio of SAR at M2 to SAR at M1 = 63.2 %



System Check_Head_5250MHz

DUT: D5GHzV2-1171

Communication System: CW; Frequency: 5250.000 MHz

Medium: HSL_5G_240319 Medium parameters used: $f = 5250.000$ MHz; $\sigma = 4.65$ S/m; $\epsilon_r = 37.1$

Ambient Temperature: 23.1°C; Liquid Temperature: 22.1°C

DASY6 Configuration:

- Probe: EX3DV4 - SN7793; ConvF(4.89, 5.03, 5.05); Calibrated: 2024-03-01
- Sensor-Surface: 1.4 mm
- Electronics: DAE4 Sn1707; Calibrated: 2023-12-06
- Phantom: Twin-SAM V8.0 (30deg probe tilt); Serial: 2127; Section: Flat
- Measurement Software: 16.2.4.2524
- UID: CW

Pin=17.0dBm/Area Scan (40.0 mm x 80.0 mm): Measurement Grid: 10.0 mm x 10.0 mm

SAR (1g) = 3.70 W/kg; SAR (10g) = 1.04 W/kg;

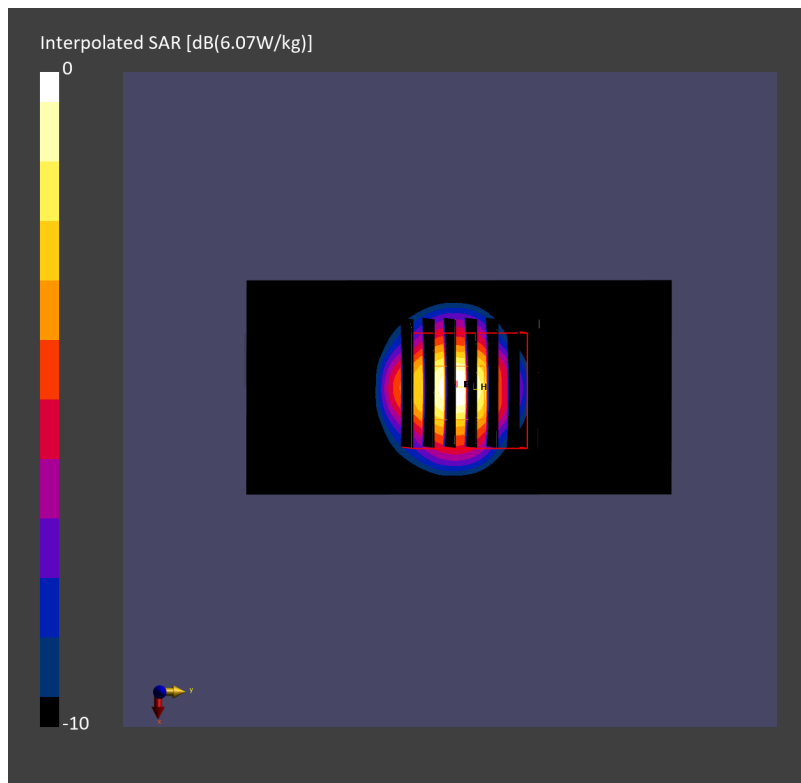
Pin=17.0dBm/Zoom Scan (22.0 mm x 22.0 mm x 22.0 mm): Measurement Grid: 4.0 mm x 4.0 mm x 1.4 mm

Power Drift = 0.02 dB

SAR (1g) = 4.16 W/kg; SAR (8g) = 1.37 W/kg; SAR (10g) = 1.17 W/kg

Smallest distance from peaks to all points 3 dB below = 7.2 mm

Ratio of SAR at M2 to SAR at M1 = 63.2 %



System Check_Head_5250MHz

DUT: D5GHzV2 - SN1171

Communication System: CW; Frequency: 5250.000 MHz

Medium: HSL_5G_240322 Medium parameters used: $f = 5250.000$ MHz; $\sigma = 4.55$ S/m; $\epsilon_r = 35.3$

Ambient Temperature: 23.4°C; Liquid Temperature: 22.4°C

DASY6 Configuration:

- Probe: EX3DV4 - SN7700; ConvF(5.99, 5.92, 5.94); Calibrated: 2024-02-01
- Sensor-Surface: 1.4 mm
- Electronics: DAE4 Sn656; Calibrated: 2024-01-18
- Phantom: Twin-SAM V8.0 (30deg probe tilt); Serial: 2145; Section: Flat
- Measurement Software: 16.2.4.2524
- UID: CW

Pin=17.0dBm/Area Scan (40.0 mm x 80.0 mm): Measurement Grid: 10.0 mm x 10.0 mm

SAR (1g) = 3.89 W/kg; SAR (10g) = 1.08 W/kg;

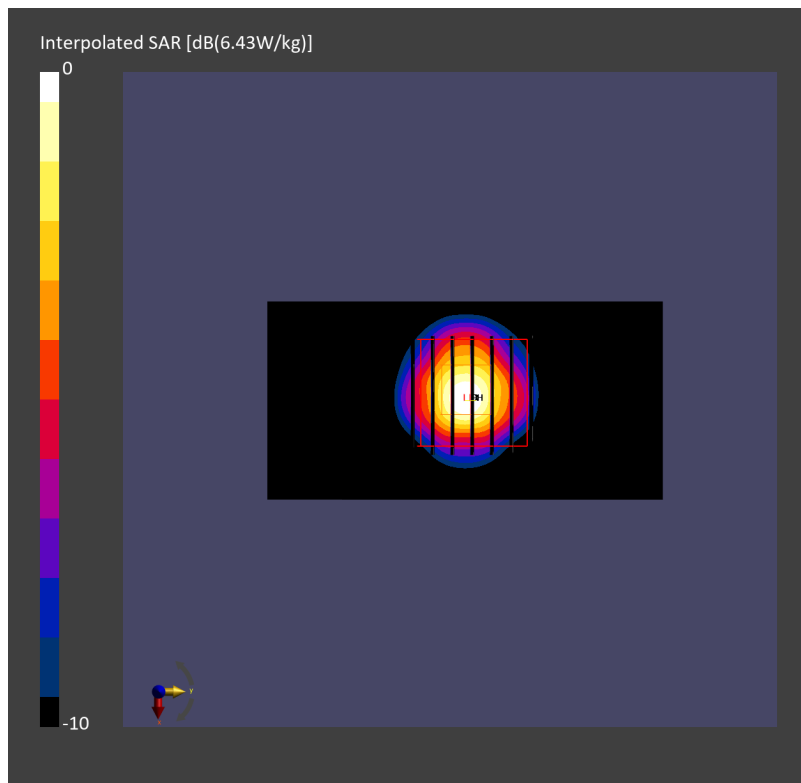
Pin=17.0dBm/Zoom Scan (22.0 mm x 22.0 mm x 22.0 mm): Measurement Grid: 4.0 mm x 4.0 mm x 1.4 mm

Power Drift = -0.02 dB

SAR (1g) = 4.28 W/kg; SAR (8g) = 1.38 W/kg; SAR (10g) = 1.18 W/kg

Smallest distance from peaks to all points 3 dB below = 6.9 mm

Ratio of SAR at M2 to SAR at M1 = 63.6 %



System Check_Head_5250MHz

DUT: D5GHzV2 - SN1171

Communication System: CW; Frequency: 5250.000 MHz

Medium: HSL_5G_240323 Medium parameters used: $f = 5250.000$ MHz; $\sigma = 4.64$ S/m; $\epsilon_r = 36.9$

Ambient Temperature: 23.8°C; Liquid Temperature: 22.8°C

DASY6 Configuration:

- Probe: EX3DV4 - SN7700; ConvF(5.99, 5.92, 5.94); Calibrated: 2024-02-01
- Sensor-Surface: 1.4 mm
- Electronics: DAE4 Sn656; Calibrated: 2024-01-18
- Phantom: Twin-SAM V8.0 (30deg probe tilt); Serial: 2145; Section: Flat
- Measurement Software: 16.2.4.2524
- UID: CW

Pin=17.0dBm/Area Scan (40.0 mm x 80.0 mm): Measurement Grid: 10.0 mm x 10.0 mm

SAR (1g) = 3.36 W/kg; SAR (10g) = 1.00 W/kg;

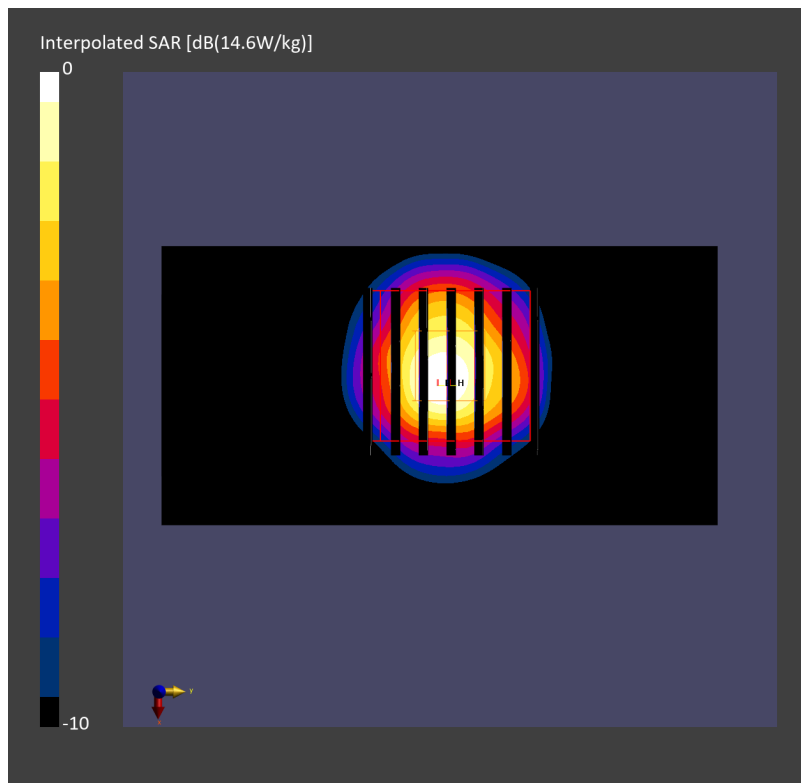
Pin=17.0dBm/Zoom Scan (22.0 mm x 22.0 mm x 22.0 mm): Measurement Grid: 4.0 mm x 4.0 mm x 1.4 mm

Power Drift = 0.03 dB

SAR (1g) = 3.81 W/kg; SAR (8g) = 1.27 W/kg; SAR (10g) = 1.09 W/kg

Smallest distance from peaks to all points 3 dB below = 7.2 mm

Ratio of SAR at M2 to SAR at M1 = 64.6 %



System Check_Head_5600MHz

DUT: D5GHzV2 - SN1171

Communication System: CW; Frequency: 5600.000 MHz

Medium: HSL_5G_240314 Medium parameters used: $f = 5600.000$ MHz; $\sigma = 5.00$ S/m; $\epsilon_r = 34.9$

Ambient Temperature: 23.5°C; Liquid Temperature: 22.5°C

DASY6 Configuration:

- Probe: EX3DV4 - SN7694; ConvF(4.6, 4.6, 4.6); Calibrated: 2023-10-26
- Sensor-Surface: 1.4 mm
- Electronics: DAE4ip Sn1800; Calibrated: 2023-05-31
- Phantom: Twin-SAM V8.0 (30deg probe tilt); Serial: 2144; Section: Flat
- Measurement Software: 16.2.4.2524
- UID: CW

Pin=17.0dBm/Area Scan (40.0 mm x 80.0 mm): Measurement Grid: 10.0 mm x 10.0 mm

SAR (1g) = 3.69 W/kg; SAR (10g) = 1.05 W/kg;

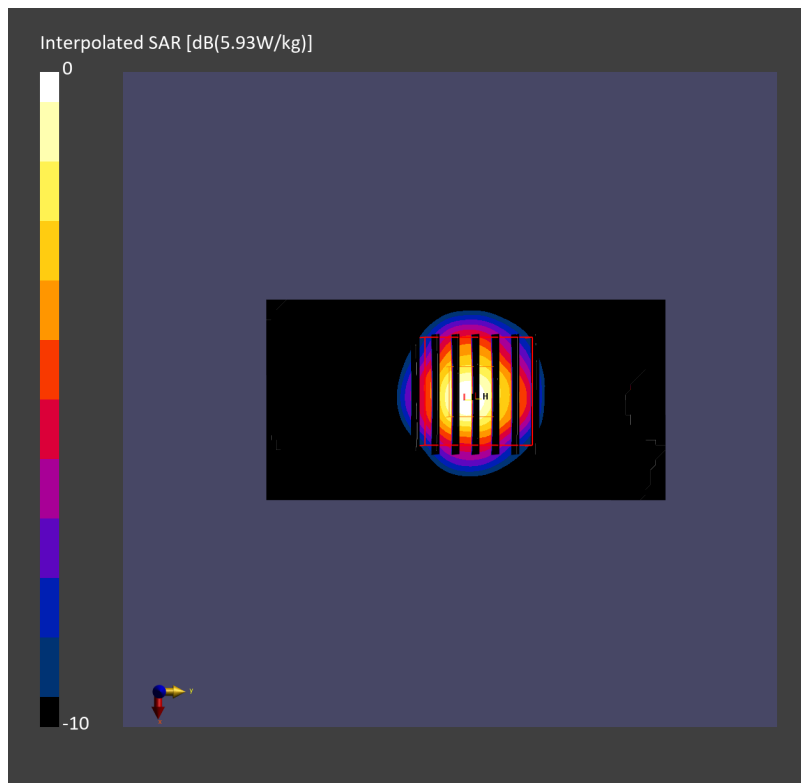
Pin=17.0dBm/Zoom Scan (22.0 mm x 22.0 mm x 22.0 mm): Measurement Grid: 4.0 mm x 4.0 mm x 1.4 mm

Power Drift = -0.02 dB

SAR (1g) = 3.88 W/kg; SAR (8g) = 1.28 W/kg; SAR (10g) = 1.09 W/kg

Smallest distance from peaks to all points 3 dB below = 7.2 mm

Ratio of SAR at M2 to SAR at M1 = 62.1 %



System Check_Head_5600MHz

DUT: D5GHzV2 - SN1171

Communication System: CW; Frequency: 5600.000 MHz

Medium: HSL_5G_240316 Medium parameters used: $f = 5600.000$ MHz; $\sigma = 5.04$ S/m; $\epsilon_r = 35.3$

Ambient Temperature: 23.5°C; Liquid Temperature: 22.5°C

DASY6 Configuration:

- Probe: EX3DV4 - SN7793; ConvF(4.12, 4.35, 4.32); Calibrated: 2024-03-01
- Sensor-Surface: 1.4 mm
- Electronics: DAE4 Sn1707; Calibrated: 2023-12-06
- Phantom: Twin-SAM V8.0 (30deg probe tilt); Serial: 2127; Section: Flat
- Measurement Software: 16.2.4.2524
- UID: CW

Pin=17.0dBm/Area Scan (40.0 mm x 80.0 mm): Measurement Grid: 10.0 mm x 10.0 mm

SAR (1g) = 3.84 W/kg; SAR (10g) = 0.984 W/kg;

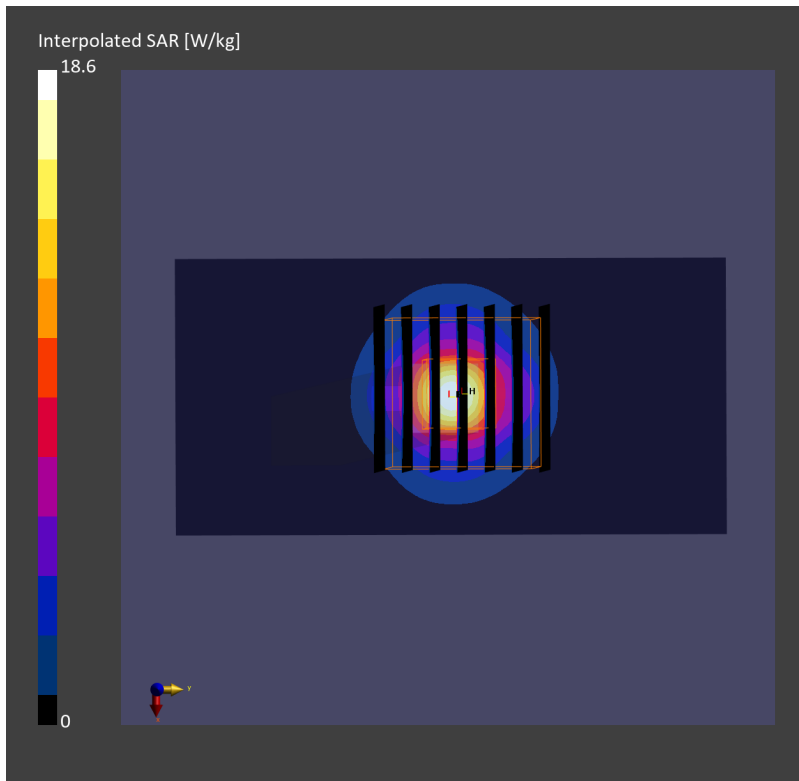
Pin=17.0dBm/Zoom Scan (22.0 mm x 22.0 mm x 22.0 mm): Measurement Grid: 4.0 mm x 4.0 mm x 1.4 mm

Power Drift = -0.03 dB

SAR (1g) = 4.30 W/kg; SAR (8g) = 1.32 W/kg; SAR (10g) = 1.12 W/kg

Smallest distance from peaks to all points 3 dB below = 6.4 mm

Ratio of SAR at M2 to SAR at M1 = 61.1 %



System Check_Head_5600MHz

DUT: D5GHzV2 - SN1171

Communication System: CW; Frequency: 5600.000 MHz

Medium: HSL_5G_240318 Medium parameters used: $f = 5600.000$ MHz; $\sigma = 5.22$ S/m; $\epsilon_r = 36.6$

Ambient Temperature: 23.5°C; Liquid Temperature: 22.5°C

DASY6 Configuration:

- Probe: EX3DV4 - SN7793; ConvF(4.12, 4.35, 4.32); Calibrated: 2024-03-01
- Sensor-Surface: 1.4 mm
- Electronics: DAE4 Sn1707; Calibrated: 2023-12-06
- Phantom: Twin-SAM V8.0 (30deg probe tilt); Serial: 2127; Section: Flat
- Measurement Software: 16.2.4.2524
- UID: CW

Pin=17.0dBm/Area Scan (40.0 mm x 80.0 mm): Measurement Grid: 10.0 mm x 10.0 mm

SAR (1g) = 3.58 W/kg; SAR (10g) = 1.04 W/kg;

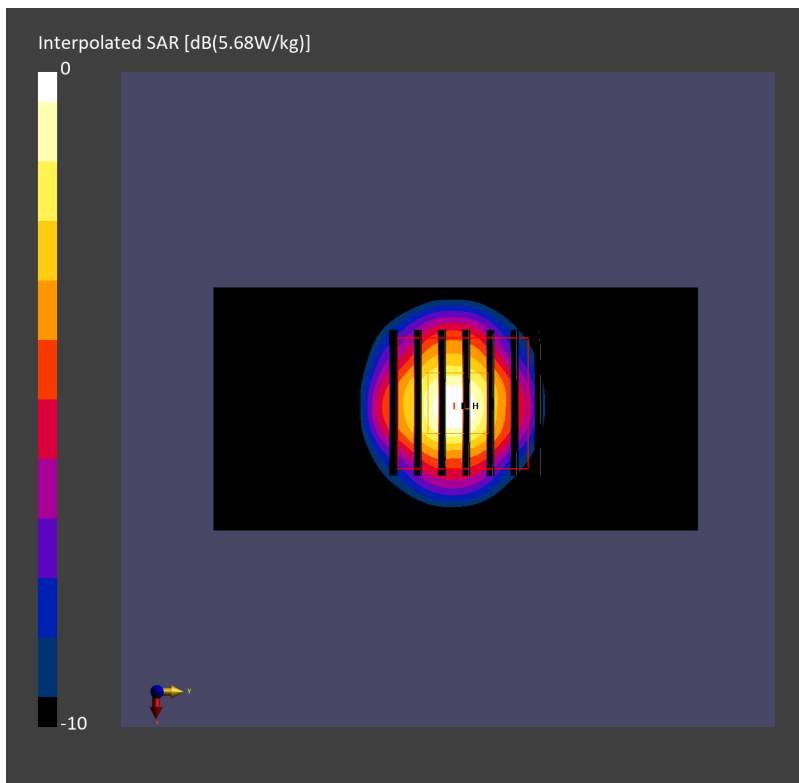
Pin=17.0dBm/Zoom Scan (22.0 mm x 22.0 mm x 22.0 mm): Measurement Grid: 4.0 mm x 4.0 mm x 1.4 mm

Power Drift = -0.05 dB

SAR (1g) = 3.98 W/kg; SAR (8g) = 1.35 W/kg; SAR (10g) = 1.16 W/kg

Smallest distance from peaks to all points 3 dB below = 7.9 mm

Ratio of SAR at M2 to SAR at M1 = 60.8 %



System Check_Head_5600MHz

DUT: D5GHzV2-1171

Communication System: CW; Frequency: 5600.000 MHz

Medium: HSL_5G_240319 Medium parameters used: $f = 5600.000$ MHz; $\sigma = 5.02$ S/m; $\epsilon_r = 36.6$

Ambient Temperature: 23.1°C; Liquid Temperature: 22.1°C

DASY6 Configuration:

- Probe: EX3DV4 - SN7793; ConvF(4.12, 4.35, 4.32); Calibrated: 2024-03-01
- Sensor-Surface: 1.4 mm
- Electronics: DAE4 Sn1707; Calibrated: 2023-12-06
- Phantom: Twin-SAM V8.0 (30deg probe tilt); Serial: 2127; Section: Flat
- Measurement Software: 16.2.4.2524
- UID: CW

Pin=17.0dBm/Area Scan (40.0 mm x 80.0 mm): Measurement Grid: 10.0 mm x 10.0 mm

SAR (1g) = 3.49 W/kg; SAR (10g) = 0.989 W/kg;

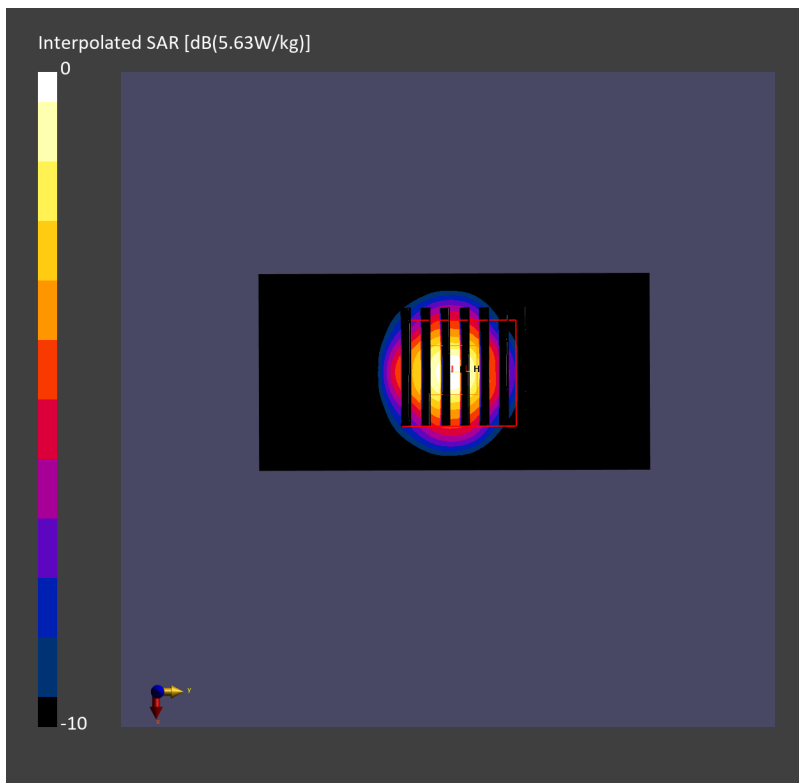
Pin=17.0dBm/Zoom Scan (22.0 mm x 22.0 mm x 22.0 mm): Measurement Grid: 4.0 mm x 4.0 mm x 1.4 mm

Power Drift = 0.07 dB

SAR (1g) = 3.76 W/kg; SAR (8g) = 1.25 W/kg; SAR (10g) = 1.07 W/kg

Smallest distance from peaks to all points 3 dB below = 7.2 mm

Ratio of SAR at M2 to SAR at M1 = 61.8 %



System Check_Head_5600MHz

DUT: D5GHzV2 - SN1171

Communication System: CW; Frequency: 5600.000 MHz

Medium: HSL_5G_240322 Medium parameters used: $f = 5600.000$ MHz; $\sigma = 4.94$ S/m; $\epsilon_r = 34.7$

Ambient Temperature: 23.4°C; Liquid Temperature: 22.4°C

DASY6 Configuration:

- Probe: EX3DV4 - SN7700; ConvF(4.92, 4.83, 4.83); Calibrated: 2024-02-01
- Sensor-Surface: 1.4 mm
- Electronics: DAE4 Sn656; Calibrated: 2024-01-18
- Phantom: Twin-SAM V8.0 (30deg probe tilt); Serial: 2145; Section: Flat
- Measurement Software: 16.2.4.2524
- UID: CW

Pin=17.0dBm/Area Scan (40.0 mm x 80.0 mm): Measurement Grid: 10.0 mm x 10.0 mm

SAR (1g) = 4.18 W/kg; SAR (10g) = 1.17 W/kg;

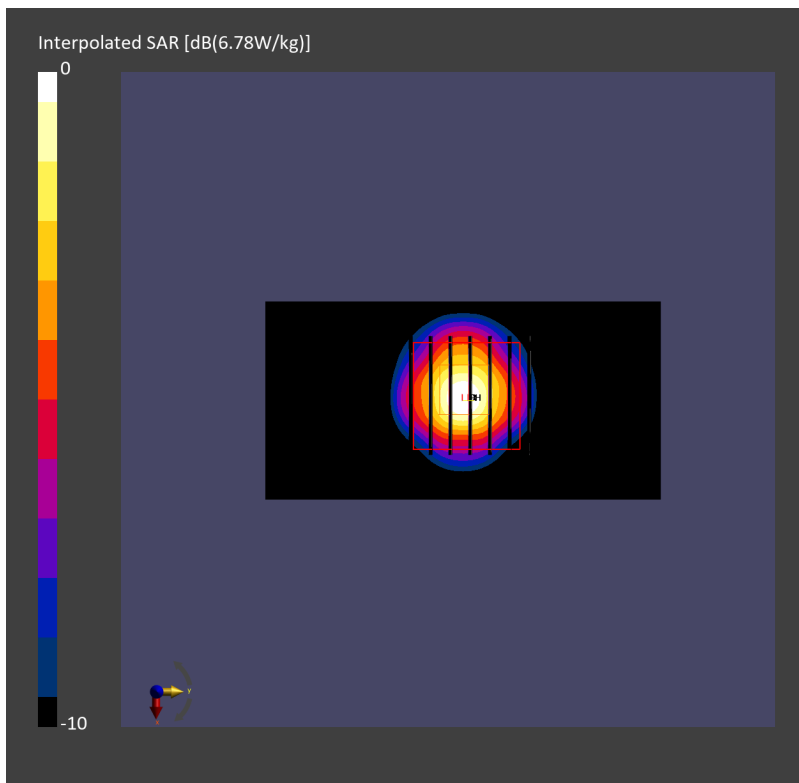
Pin=17.0dBm/Zoom Scan (22.0 mm x 22.0 mm x 22.0 mm): Measurement Grid: 4.0 mm x 4.0 mm x 1.4 mm

Power Drift = -0.00 dB

SAR (1g) = 4.56 W/kg; SAR (8g) = 1.49 W/kg; SAR (10g) = 1.27 W/kg

Smallest distance from peaks to all points 3 dB below = 6.9 mm

Ratio of SAR at M2 to SAR at M1 = 62.1 %



System Check_Head_5600MHz

DUT: D5GHzV2 - SN1171

Communication System: CW; Frequency: 5600.000 MHz

Medium: HSL_5G_240323 Medium parameters used: $f = 5600.000$ MHz; $\sigma = 4.99$ S/m; $\epsilon_r = 36.4$

Ambient Temperature: 23.8°C; Liquid Temperature: 22.8°C

DASY6 Configuration:

- Probe: EX3DV4 - SN7700; ConvF(4.92, 4.83, 4.83); Calibrated: 2024-02-01
- Sensor-Surface: 1.4 mm
- Electronics: DAE4 Sn656; Calibrated: 2024-01-18
- Phantom: Twin-SAM V8.0 (30deg probe tilt); Serial: 2145; Section: Flat
- Measurement Software: 16.2.4.2524
- UID: CW

Pin=17.0dBm/Area Scan (40.0 mm x 80.0 mm): Measurement Grid: 10.0 mm x 10.0 mm

SAR (1g) = 3.69 W/kg; SAR (10g) = 1.04 W/kg;

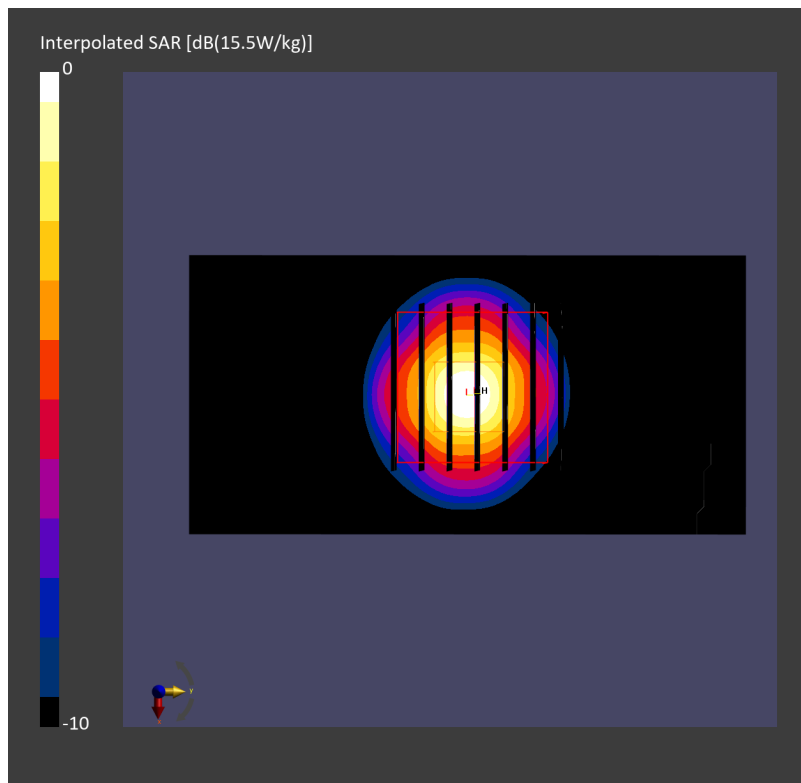
Pin=17.0dBm/Zoom Scan (22.0 mm x 22.0 mm x 22.0 mm): Measurement Grid: 4.0 mm x 4.0 mm x 1.4 mm

Power Drift = 0.01 dB

SAR (1g) = 3.83 W/kg; SAR (8g) = 1.27 W/kg; SAR (10g) = 1.09 W/kg

Smallest distance from peaks to all points 3 dB below = 7.4 mm

Ratio of SAR at M2 to SAR at M1 = 63.3 %



System Check_Head_5800MHz

DUT: D5GHzV2 - SN1128

Communication System: CW; Frequency: 5800.000 MHz

Medium: HSL_5G_240316 Medium parameters used: $f = 5800.000$ MHz; $\sigma = 5.18$ S/m; $\epsilon_r = 35.4$

Ambient Temperature: 23.5°C; Liquid Temperature: 22.5°C

DASY6 Configuration:

- Probe: EX3DV4 - SN7793; ConvF(4.37, 4.42, 4.46); Calibrated: 2024-03-01
- Sensor-Surface: 1.4 mm
- Electronics: DAE4 Sn1707; Calibrated: 2023-12-06
- Phantom: Twin-SAM V8.0 (30deg probe tilt); Serial: 2127; Section: Flat
- Measurement Software: 16.2.4.2524
- UID: CW

Pin=17.0dBm/Area Scan (40.0 mm x 80.0 mm): Measurement Grid: 10.0 mm x 10.0 mm

SAR (1g) = 3.27 W/kg; SAR (10g) = 0.926 W/kg;

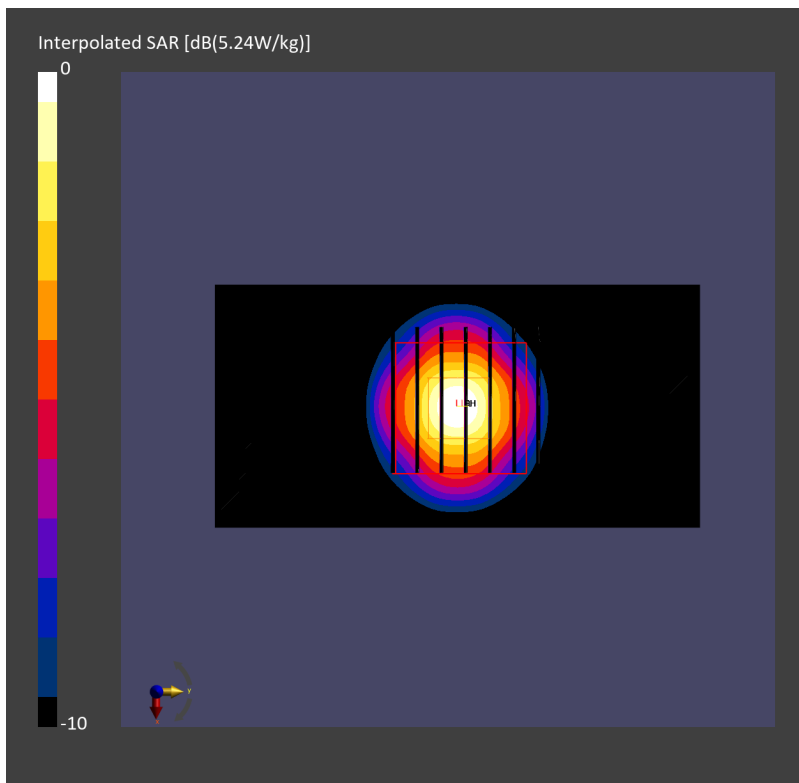
Pin=17.0dBm/Zoom Scan (22.0 mm x 22.0 mm x 22.0 mm): Measurement Grid: 4.0 mm x 4.0 mm x 1.4 mm

Power Drift = -0.03 dB

SAR (1g) = 3.59 W/kg; SAR (8g) = 1.19 W/kg; SAR (10g) = 1.01 W/kg

Smallest distance from peaks to all points 3 dB below = 7.9 mm

Ratio of SAR at M2 to SAR at M1 = 59.8 %



System Check_Head_5800MHz

DUT: D5GHzV2 - SN1128

Communication System: CW; Frequency: 5800.000 MHz

Medium: HSL_5G_240318 Medium parameters used: $f = 5800.000$ MHz; $\sigma = 5.43$ S/m; $\epsilon_r = 36.3$

Ambient Temperature: 23.5°C; Liquid Temperature: 22.5°C

DASY6 Configuration:

- Probe: EX3DV4 - SN7793; ConvF(4.37, 4.42, 4.46); Calibrated: 2024-03-01
- Sensor-Surface: 1.4 mm
- Electronics: DAE4 Sn1707; Calibrated: 2023-12-06
- Phantom: Twin-SAM V8.0 (30deg probe tilt); Serial: 2127; Section: Flat
- Measurement Software: 16.2.4.2524
- UID: CW

Pin=17.0dBm/Area Scan (40.0 mm x 80.0 mm): Measurement Grid: 10.0 mm x 10.0 mm

SAR (1g) = 3.38 W/kg; SAR (10g) = 0.959 W/kg;

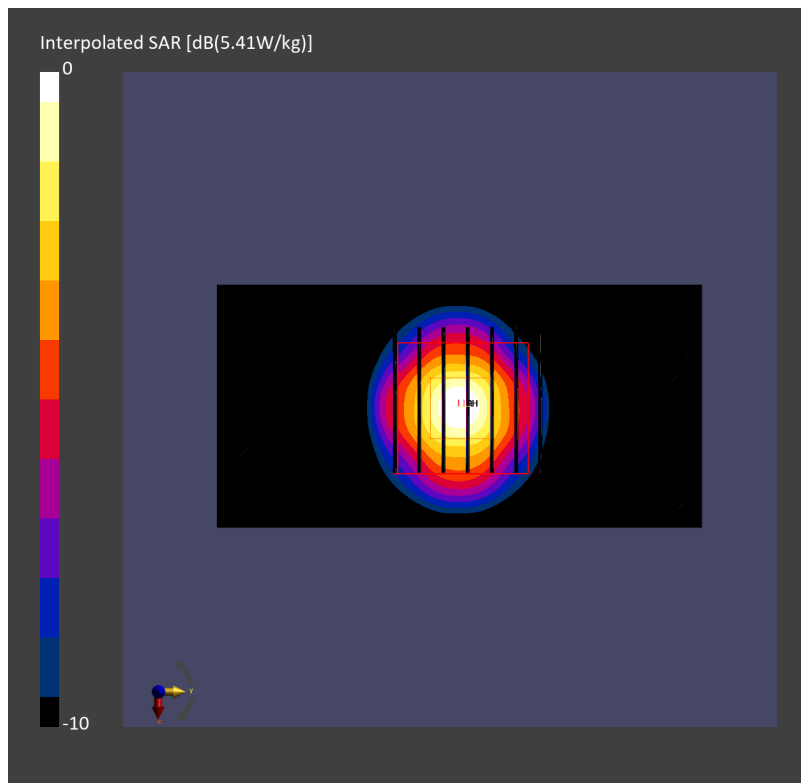
Pin=17.0dBm/Zoom Scan (22.0 mm x 22.0 mm x 22.0 mm): Measurement Grid: 4.0 mm x 4.0 mm x 1.4 mm

Power Drift = -0.07 dB

SAR (1g) = 3.69 W/kg; SAR (8g) = 1.23 W/kg; SAR (10g) = 1.05 W/kg

Smallest distance from peaks to all points 3 dB below = 7.6 mm

Ratio of SAR at M2 to SAR at M1 = 59.5 %



System Check_Head_5800MHz

DUT: D5GHzV2-1128

Communication System: CW; Frequency: 5800.000 MHz

Medium: HSL_5G_240319 Medium parameters used: $f = 5800.000$ MHz; $\sigma = 5.23$ S/m; $\epsilon_r = 36.3$

Ambient Temperature: 23.1°C; Liquid Temperature: 22.1°C

DASY6 Configuration:

- Probe: EX3DV4 - SN7793; ConvF(4.37, 4.42, 4.46); Calibrated: 2024-03-01
- Sensor-Surface: 1.4 mm
- Electronics: DAE4 Sn1707; Calibrated: 2023-12-06
- Phantom: Twin-SAM V8.0 (30deg probe tilt); Serial: 2127; Section: Flat
- Measurement Software: 16.2.4.2524
- UID: CW

Pin=17.0dBm/Area Scan (40.0 mm x 80.0 mm): Measurement Grid: 10.0 mm x 10.0 mm

SAR (1g) = 3.67 W/kg; SAR (10g) = 1.03 W/kg;

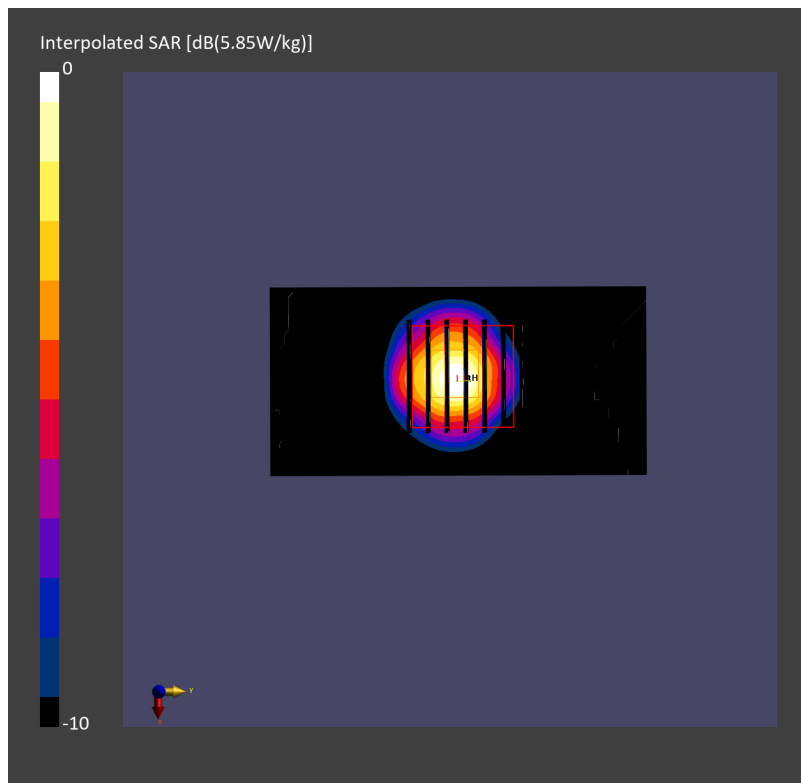
Pin=17.0dBm/Zoom Scan (22.0 mm x 22.0 mm x 22.0 mm): Measurement Grid: 4.0 mm x 4.0 mm x 1.4 mm

Power Drift = 0.04 dB

SAR (1g) = 4.20 W/kg; SAR (8g) = 1.36 W/kg; SAR (10g) = 1.16 W/kg

Smallest distance from peaks to all points 3 dB below = 7.2 mm

Ratio of SAR at M2 to SAR at M1 = 58.0 %



System Check_Head_5800MHz

DUT: D5GHzV2 - SN1128

Communication System: CW; Frequency: 5800.000 MHz

Medium: HSL_5G_240322 Medium parameters used: $f = 5800.000$ MHz; $\sigma = 5.19$ S/m; $\epsilon_r = 34.3$

Ambient Temperature: 23.4°C; Liquid Temperature: 22.4°C

DASY6 Configuration:

- Probe: EX3DV4 - SN7700; ConvF(4.96, 4.83, 4.83); Calibrated: 2024-02-01
- Sensor-Surface: 1.4 mm
- Electronics: DAE4 Sn656; Calibrated: 2024-01-18
- Phantom: Twin-SAM V8.0 (30deg probe tilt); Serial: 2145; Section: Flat
- Measurement Software: 16.2.4.2524
- UID: CW

Pin=17.0dBm/Area Scan (40.0 mm x 80.0 mm): Measurement Grid: 10.0 mm x 10.0 mm

SAR (1g) = 3.62 W/kg; SAR (10g) = 1.02 W/kg;

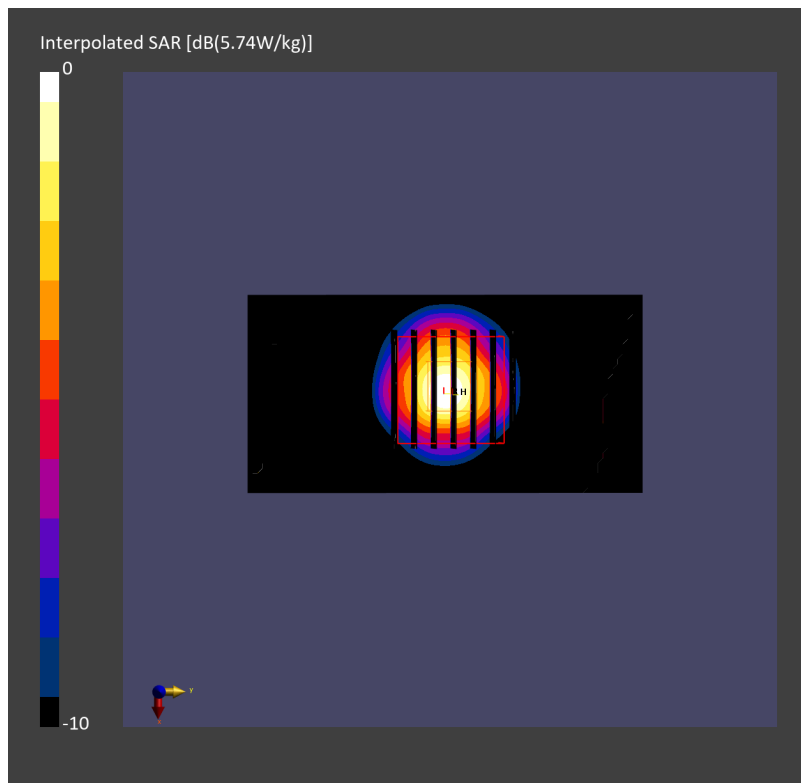
Pin=17.0dBm/Zoom Scan (22.0 mm x 22.0 mm x 22.0 mm): Measurement Grid: 4.0 mm x 4.0 mm x 1.4 mm

Power Drift = -0.04 dB

SAR (1g) = 3.94 W/kg; SAR (8g) = 1.29 W/kg; SAR (10g) = 1.11 W/kg

Smallest distance from peaks to all points 3 dB below = 7.2 mm

Ratio of SAR at M2 to SAR at M1 = 60.5 %



System Check_Head_5800MHz

DUT: D5GHzV2 - SN1128

Communication System: CW; Frequency: 5800.000 MHz

Medium: HSL_5G_240323 Medium parameters used: $f = 5800.000$ MHz; $\sigma = 5.20$ S/m; $\epsilon_r = 36.2$

Ambient Temperature: 23.8°C; Liquid Temperature: 22.8°C

DASY6 Configuration:

- Probe: EX3DV4 - SN7700; ConvF(4.96, 4.83, 4.83); Calibrated: 2024-02-01
- Sensor-Surface: 1.4 mm
- Electronics: DAE4 Sn656; Calibrated: 2024-01-18
- Phantom: Twin-SAM V8.0 (30deg probe tilt); Serial: 2145; Section: Flat
- Measurement Software: 16.2.4.2524
- UID: CW

Pin=17.0dBm/Area Scan (40.0 mm x 80.0 mm): Measurement Grid: 10.0 mm x 10.0 mm

SAR (1g) = 3.86 W/kg; SAR (10g) = 1.10 W/kg;

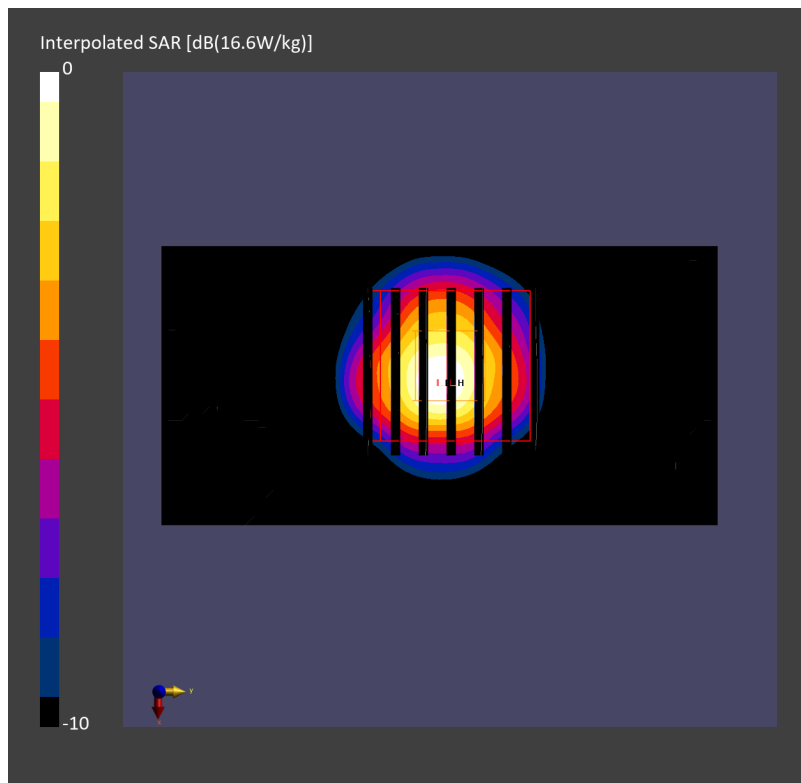
Pin=17.0dBm/Zoom Scan (22.0 mm x 22.0 mm x 22.0 mm): Measurement Grid: 4.0 mm x 4.0 mm x 1.4 mm

Power Drift = 0.01 dB

SAR (1g) = 3.91 W/kg; SAR (8g) = 1.30 W/kg; SAR (10g) = 1.11 W/kg

Smallest distance from peaks to all points 3 dB below = 7.2 mm

Ratio of SAR at M2 to SAR at M1 = 60.6 %



System Check_Head_5800MHz

DUT: D5GHzV2 - SN1128

Communication System: CW; Frequency: 5800.000 MHz; Duty Cycle: 1:1

Medium: HSL_5G_240502 Medium parameters used: $f = 5800.000$ MHz; $\sigma = 5.27$ S/m; $\epsilon_r = 34.4$

Ambient Temperature: 23.5°C; Liquid Temperature: 22.5°C

DASY6 Configuration:

- Probe: EX3DV4 - SN7590; ConvF(5.05, 4.92, 5.06); Calibrated: 2024-03-19
- Sensor-Surface: 1.4 mm
- Electronics: DAE4 Sn1776; Calibrated: 2024-02-13
- Phantom: Twin-SAM V8.0 (30deg probe tilt); Serial: 2126; Section: Flat
- Measurement Software: 16.2.4.2524
- UID: CW, 0--

Pin=17.0dBm/Area Scan (40.0 mm x 80.0 mm): Measurement Grid: 10.0 mm x 10.0 mm

SAR (1g) = 3.31 W/kg; SAR (10g) = 0.933 W/kg;

Pin=17.0dBm/Zoom Scan (22.0 mm x 22.0 mm x 22.0 mm): Measurement Grid: 4.0 mm x 4.0 mm x 1.4 mm

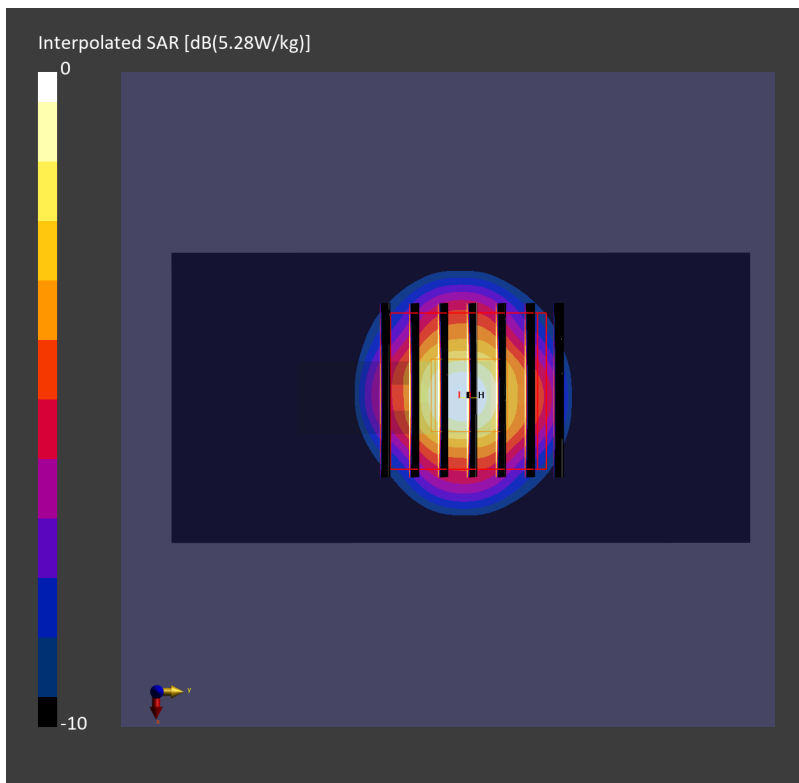
mm

Power Drift = 0.02 dB

SAR (1g) = 3.56 W/kg; SAR (8g) = 1.18 W/kg; SAR (10g) = 1.02 W/kg

Smallest distance from peaks to all points 3 dB below = 7.2 mm

Ratio of SAR at M2 to SAR at M1 = 60.5 %



System Check_Head_6500MHz

DUT: D6.5GHzV2 - SN1083

Communication System: CW; Frequency: 6500.000 MHz

Medium: HSL_6G_240319 Medium parameters used: $f = 6500.000$ MHz; $\sigma = 6.09$ S/m; $\epsilon_r = 34.7$

Ambient Temperature: 23.5°C; Liquid Temperature: 22.5°C

DASY6 Configuration:

- Probe: EX3DV4 - SN7785; ConvF(4.88, 4.81, 4.7); Calibrated: 2023-11-23
- Sensor-Surface: 1.4 mm
- Electronics: DAE4ip Sn1800; Calibrated: 2023-05-31
- Phantom: Twin-SAM V8.0 (30deg probe tilt); Serial: 2144; Section: Flat
- Measurement Software: 16.2.4.2524
- UID: CW

Pin=20.0dBm/Area Scan (51.0 mm x 85.0 mm): Measurement Grid: 8.5 mm x 8.5 mm

SAR (1g) = 23.5 W/kg; SAR (10g) = 4.54 W/kg;

Pin=20.0dBm/Zoom Scan (22.0 mm x 22.0 mm x 22.0 mm): Measurement Grid: 3.4 mm x 3.4 mm x 1.4 mm

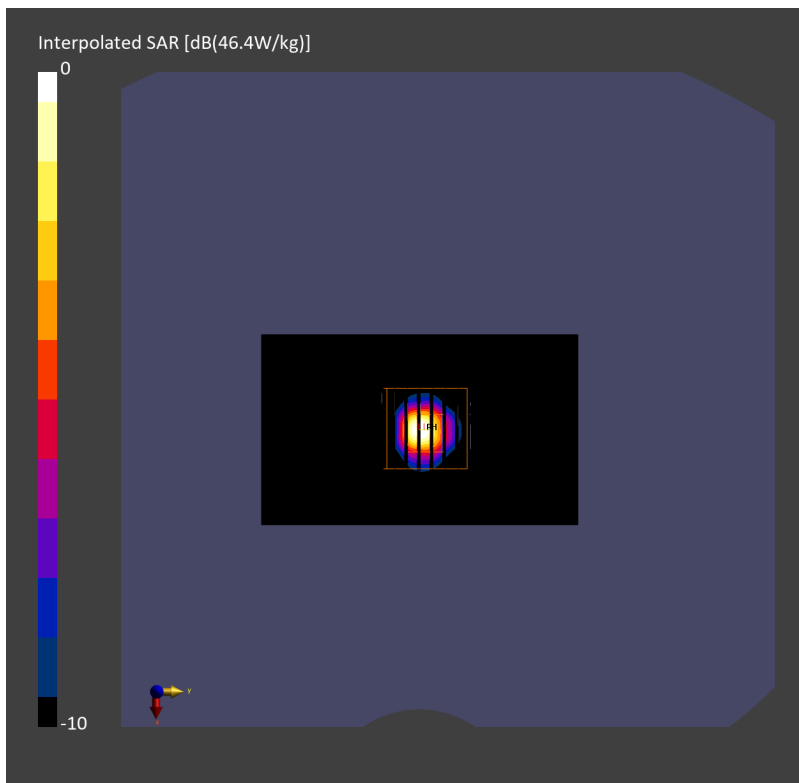
Power Drift = 0.00 dB

SAR (1g) = 27.0 W/kg; SAR (8g) = 6.11 W/kg; SAR (10g) = 5.02 W/kg

Smallest distance from peaks to all points 3 dB below = 4.6 mm

Ratio of SAR at M2 to SAR at M1 = 50.0 %

psAPD (1.0cm², sq) = 270 [W/m²]; psAPD (4.0cm², sq) = 122 [W/m²]



System Check_Head_6500MHz

DUT: D6.5GHzV2 - SN1083

Communication System: CW; Frequency: 6500.000 MHz

Medium: HSL_6G_240319 Medium parameters used: $f = 6500.000$ MHz; $\sigma = 6.09$ S/m; $\epsilon_r = 34.7$

Ambient Temperature: 23.5°C; Liquid Temperature: 22.5°C

DASY6 Configuration:

- Probe: EX3DV4 - SN7694; ConvF(5.2, 5.2, 5.2); Calibrated: 2023-10-26
- Sensor-Surface: 1.4 mm
- Electronics: DAE4ip Sn1800; Calibrated: 2023-05-31
- Phantom: Twin-SAM V8.0 (30deg probe tilt); Serial: 2144; Section: Flat
- Measurement Software: 16.2.4.2524
- UID: CW

Pin=20.0dBm/Area Scan (51.0 mm x 85.0 mm): Measurement Grid: 8.5 mm x 8.5 mm

SAR (1g) = 22.7 W/kg; SAR (10g) = 4.53 W/kg;

Pin=20.0dBm/Zoom Scan (22.0 mm x 22.0 mm x 22.0 mm): Measurement Grid: 3.4 mm x 3.4 mm x 1.4 mm

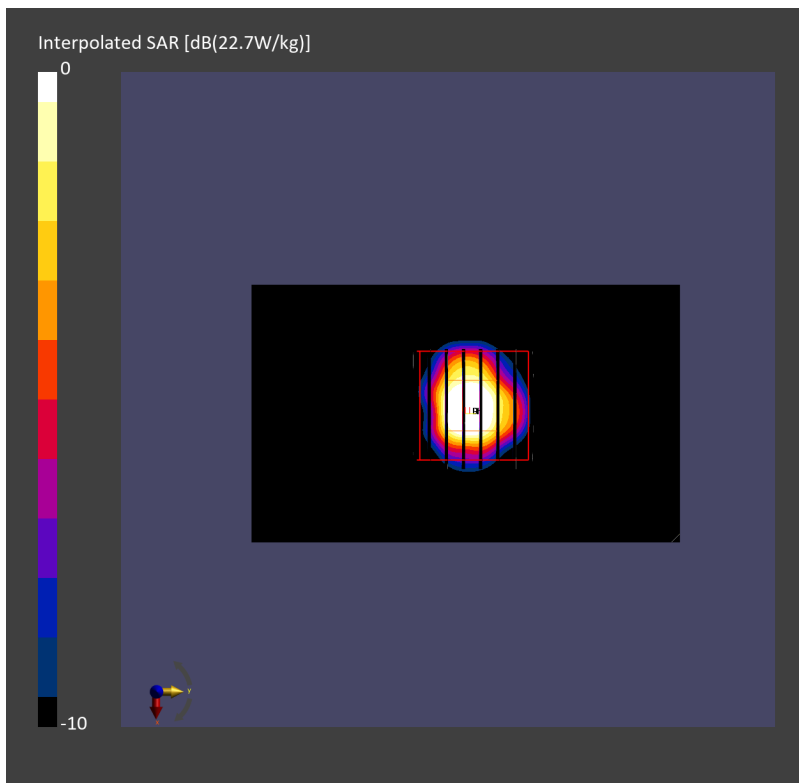
Power Drift = 0.05 dB

SAR (1g) = 26.8 W/kg; SAR (8g) = 6.08 W/kg; SAR (10g) = 5.00 W/kg

Smallest distance from peaks to all points 3 dB below = 4.8 mm

Ratio of SAR at M2 to SAR at M1 = 51.0 %

psAPD (1.0cm², sq) = 268 [W/m²]; psAPD (4.0cm², sq) = 122 [W/m²]



System Check_Head_6500MHz

DUT: D6.5GHzV2 - SN1083

Communication System: CW; Frequency: 6500.000 MHz

Medium: HSL_6G_240321 Medium parameters used: $f = 6500.000$ MHz; $\sigma = 6.15$ S/m; $\epsilon_r = 34.6$

Ambient Temperature: 23.5°C; Liquid Temperature: 22.5°C

DASY6 Configuration:

- Probe: EX3DV4 - SN7785; ConvF(4.88, 4.81, 4.7); Calibrated: 2023-11-23
- Sensor-Surface: 1.4 mm
- Electronics: DAE4ip Sn1800; Calibrated: 2023-05-31
- Phantom: Twin-SAM V8.0 (30deg probe tilt); Serial: 2144; Section: Flat
- Measurement Software: 16.2.4.2524
- UID: CW

Pin=20.0dBm/Area Scan (51.0 mm x 85.0 mm): Measurement Grid: 8.5 mm x 8.5 mm

SAR (1g) = 23.6 W/kg; SAR (10g) = 4.54 W/kg;

Pin=20.0dBm/Zoom Scan (22.0 mm x 22.0 mm x 22.0 mm): Measurement Grid: 3.4 mm x 3.4 mm x 1.4 mm

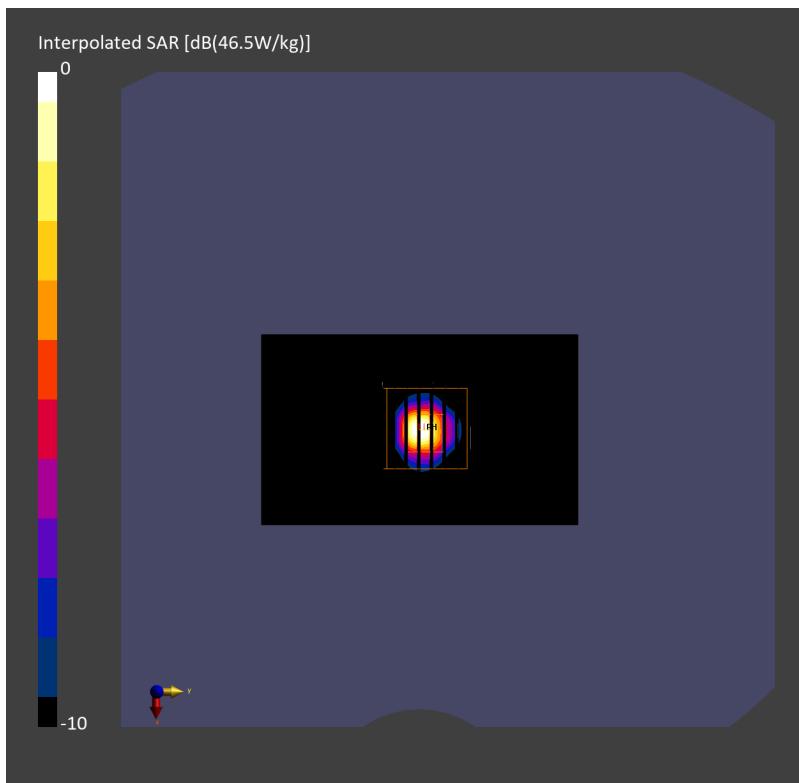
Power Drift = 0.00 dB

SAR (1g) = 27.2 W/kg; SAR (8g) = 6.16 W/kg; SAR (10g) = 5.06 W/kg

Smallest distance from peaks to all points 3 dB below = 4.6 mm

Ratio of SAR at M2 to SAR at M1 = 50.0 %

psAPD (1.0cm², sq) = 272 [W/m²]; psAPD (4.0cm², sq) = 123 [W/m²]



System Check_Head_6500MHz

DUT: D6.5GHzV2 - SN1083

Communication System: CW; Frequency: 6500.000 MHz

Medium: HSL_6G_240324 Medium parameters used: $f = 6500.000$ MHz; $\sigma = 6.17$ S/m; $\epsilon_r = 34.7$

Ambient Temperature: 23.5°C; Liquid Temperature: 22.5°C

DASY6 Configuration:

- Probe: EX3DV4 - SN7785; ConvF(4.88, 4.81, 4.7); Calibrated: 2023-11-23
- Sensor-Surface: 1.4 mm
- Electronics: DAE4ip Sn1800; Calibrated: 2023-05-31
- Phantom: Twin-SAM V8.0 (30deg probe tilt); Serial: 2144; Section: Flat
- Measurement Software: 16.2.4.2524
- UID: CW

Pin=20.0dBm/Area Scan (51.0 mm x 85.0 mm): Measurement Grid: 8.5 mm x 8.5 mm

SAR (1g) = 25.2 W/kg; SAR (10g) = 4.86 W/kg;

Pin=20.0dBm/Zoom Scan (22.0 mm x 22.0 mm x 22.0 mm): Measurement Grid: 3.4 mm x 3.4 mm x 1.4 mm

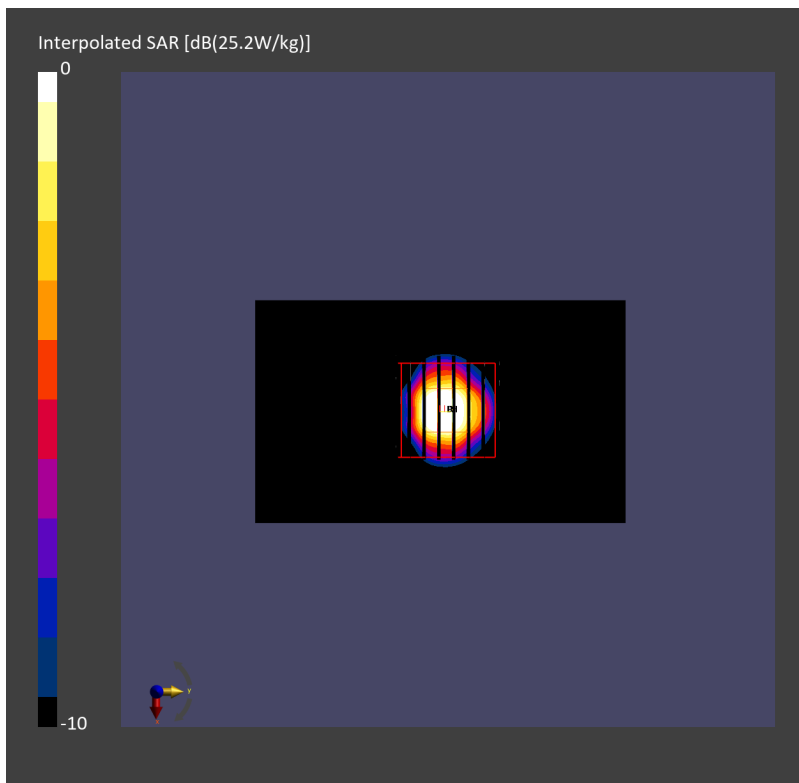
Power Drift = -0.03 dB

SAR (1g) = 28.7 W/kg; SAR (8g) = 6.48 W/kg; SAR (10g) = 5.32 W/kg

Smallest distance from peaks to all points 3 dB below = 4.6 mm

Ratio of SAR at M2 to SAR at M1 = 50.4 %

psAPD (1.0cm², sq) = 287 [W/m²]; psAPD (4.0cm², sq) = 130 [W/m²]



System Check_Head_6500MHz

DUT: D6.5GHzV2 - SN1083

Communication System: CW; Frequency: 6500.000 MHz

Medium: HSL_6G_240326 Medium parameters used: $f = 6500.000$ MHz; $\sigma = 6.16$ S/m; $\epsilon_r = 35.1$

Ambient Temperature: 23.5°C; Liquid Temperature: 22.5°C

DASY6 Configuration:

- Probe: EX3DV4 - SN7785; ConvF(4.88, 4.81, 4.7); Calibrated: 2023-11-23
- Sensor-Surface: 1.4 mm
- Electronics: DAE4ip Sn1800; Calibrated: 2023-05-31
- Phantom: Twin-SAM V8.0 (30deg probe tilt); Serial: 2144; Section: Flat
- Measurement Software: 16.2.4.2524
- UID: CW

Pin=20.0dBm/Area Scan (51.0 mm x 85.0 mm): Measurement Grid: 8.5 mm x 8.5 mm

SAR (1g) = 24.8 W/kg; SAR (10g) = 4.96 W/kg;

Pin=20.0dBm/Zoom Scan (22.0 mm x 22.0 mm x 22.0 mm): Measurement Grid: 3.4 mm x 3.4 mm x 1.4 mm

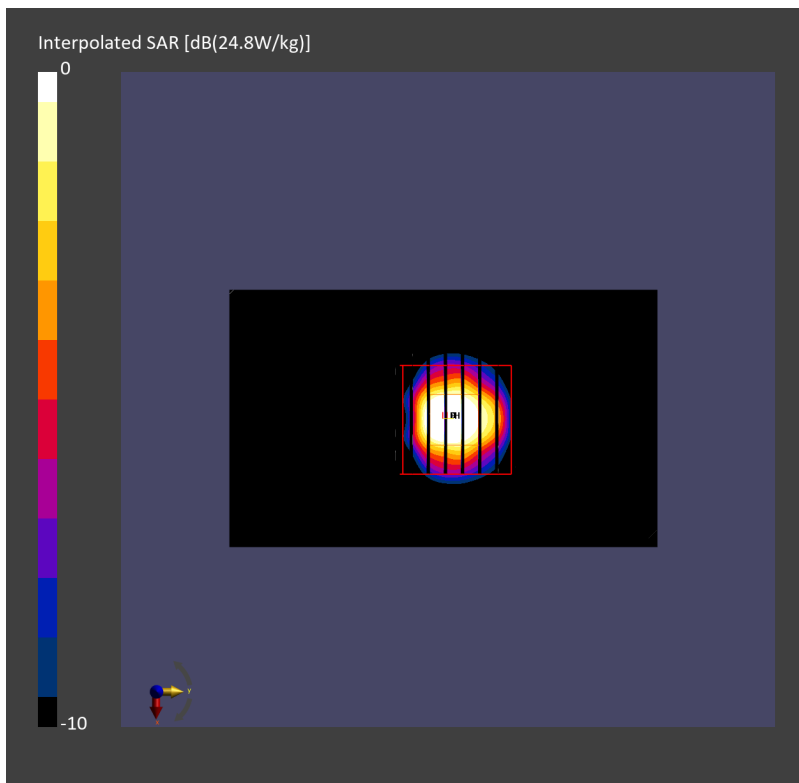
Power Drift = -0.13 dB

SAR (1g) = 27.3 W/kg; SAR (8g) = 6.16 W/kg; SAR (10g) = 5.06 W/kg

Smallest distance from peaks to all points 3 dB below = 4.9 mm

Ratio of SAR at M2 to SAR at M1 = 50.5 %

psAPD (1.0cm², sq) = 273 [W/m²]; psAPD (4.0cm², sq) = 123 [W/m²]



Measurement Report for Device

Device Under Test Properties

Model, Manufacturer	Dimensions [mm]	Software Version	DUT Type
Device,	70.0 x 50.0 x 8.0	3.2.0.1840	5G Verification Source

Exposure Conditions

Phantom Section	Position, Test Distance [mm]	Frequency [MHz]	Conversion Factor
5G	FRONT, 10.00	10000.0	1.0

Hardware Setup

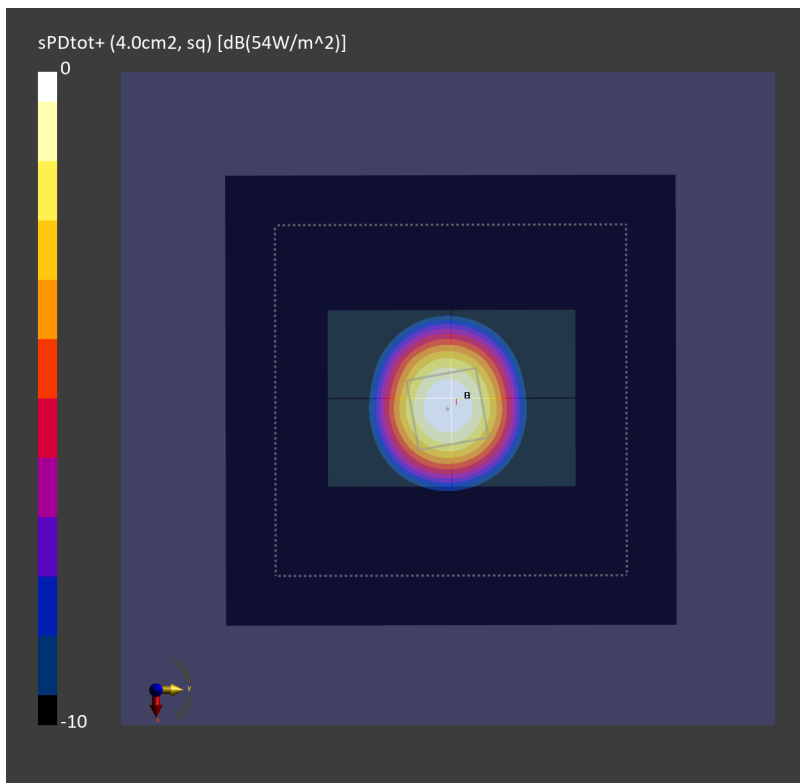
Phantom	Medium	Probe, Calibration Date	DAE, Calibration Date
mmWave - 1044	Air -	EUmmWV4 - SN9441_F1-55GHz, 2023-11-17	DAE4 Sn1694, 2023-11-17

Scans Setup

Scan Type	5G Scan
Grid Extents [mm]	120.0 x 120.0
Grid Steps [lambda]	0.25 x 0.25
Sensor Surface [mm]	10.0

Measurement Results

Date	2024-03-14
Avg. Area [cm ²]	4.00
psPDn+ [W/m ²]	53.8
psPDtot+ [W/m ²]	54.0
H _{max} [A/m]	0.401
E _{max} [V/m]	152
max _(Stot) [W/m ²]	60.5
Power Drift [dB]	0.11
IPDn	97.4



Measurement Report for Device

Device Under Test Properties

Model, Manufacturer	Dimensions [mm]	Software Version	DUT Type
Device,	70.0 x 50.0 x 8.0	3.2.0.1840	5G Verification Source

Exposure Conditions

Phantom Section	Position, Test Distance [mm]	Frequency [MHz]	Conversion Factor
5G	FRONT, 10.00	10000.0	1.0

Hardware Setup

Phantom	Medium	Probe, Calibration Date	DAE, Calibration Date
mmWave - 1044	Air -	EUmmWV4 - SN9441_F1-55GHz, 2023-11-17	DAE4 Sn661, 2023-05-23

Scans Setup

Scan Type	5G Scan
Grid Extents [mm]	120.0 x 120.0
Grid Steps [lambda]	0.25 x 0.25
Sensor Surface [mm]	10.0

Measurement Results

Date	2024-03-28
Avg. Area [cm ²]	4.00
psPDn+ [W/m ²]	49.9
psPDtot+ [W/m ²]	50.0
H _{max} [A/m]	0.388
E _{max} [V/m]	147
max _(Stot) [W/m ²]	56.2
Power Drift [dB]	0.10
IPDn	91.5

