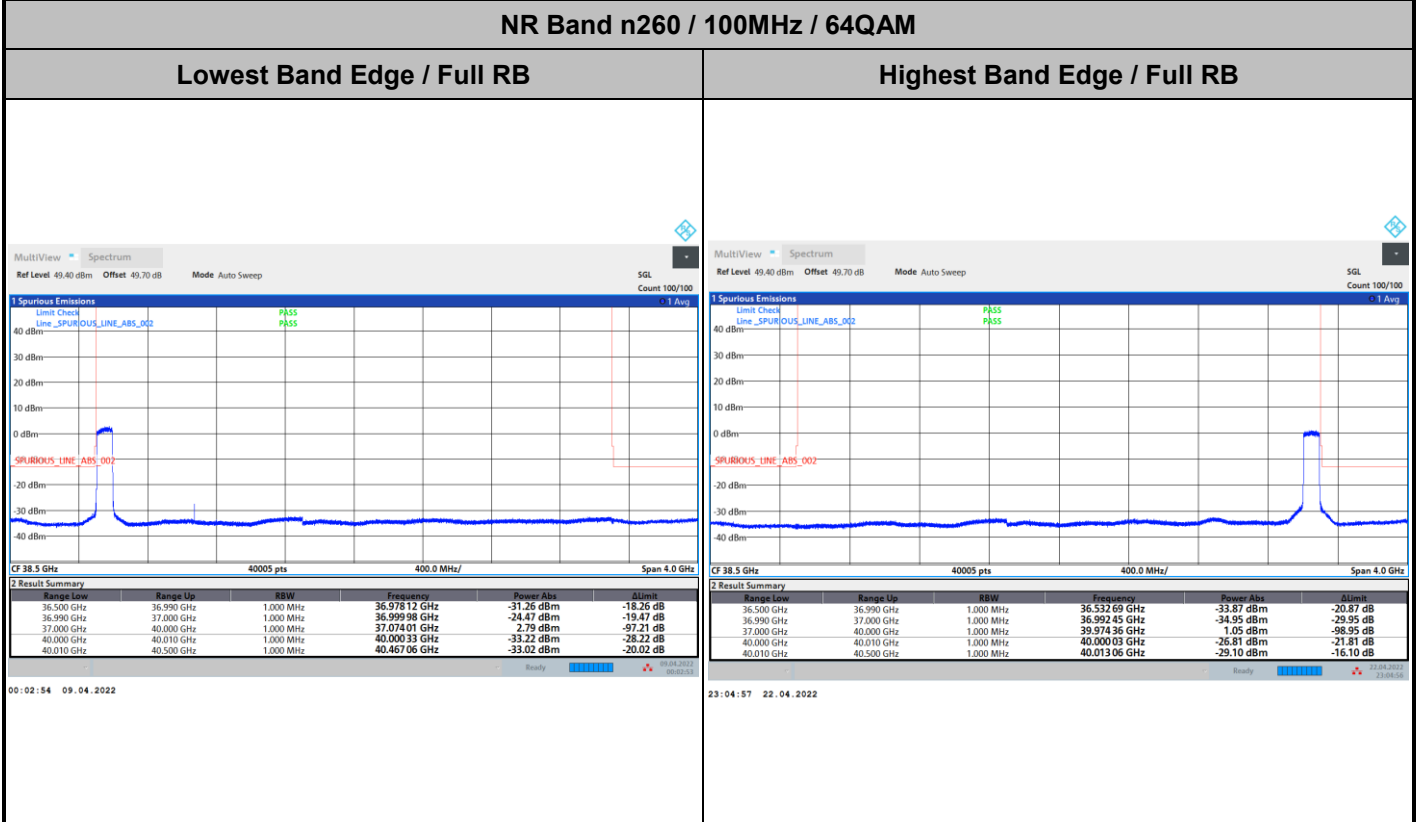
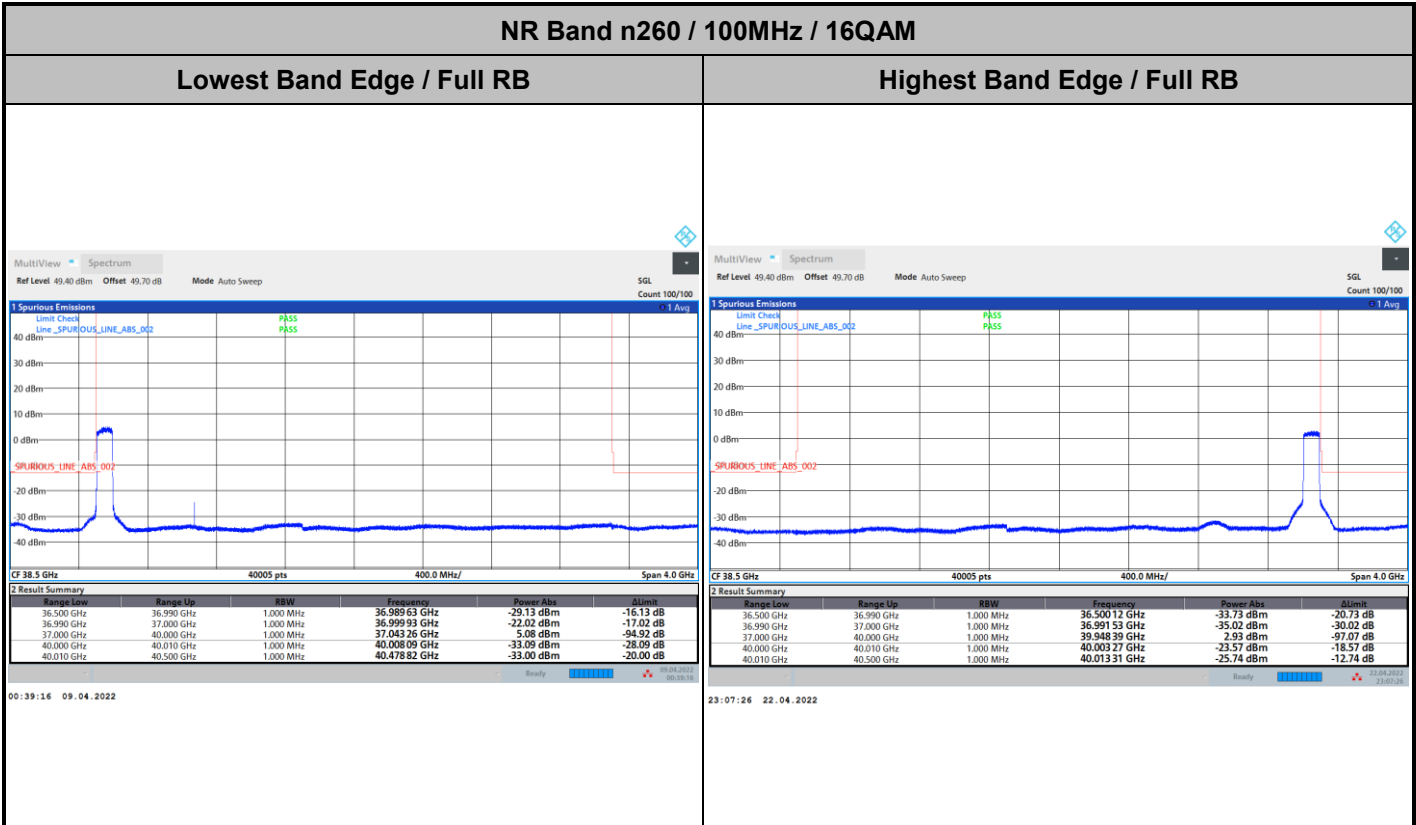




DFT-s-OFDM Module A

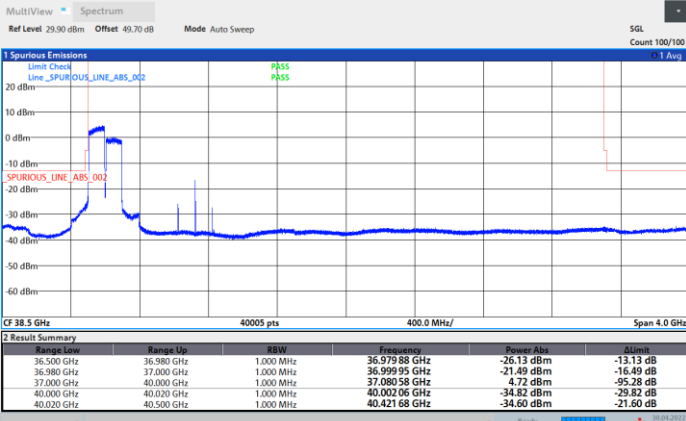




DFT-s-OFDM Module A

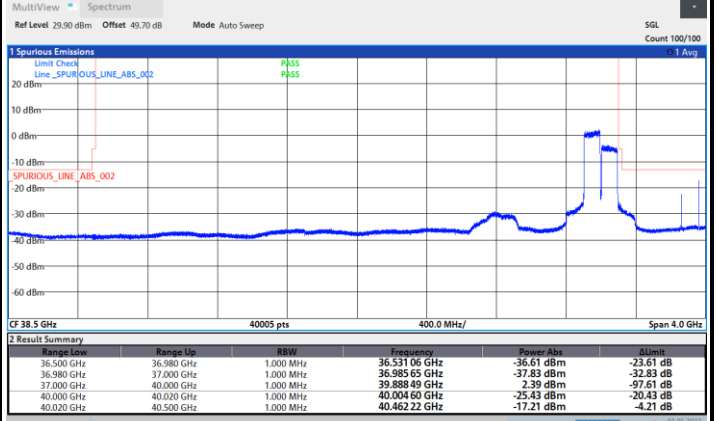
NR Band n260 / 200MHz / QPSK

Lowest Band Edge / Full RB



23:38:39 30.04.2022

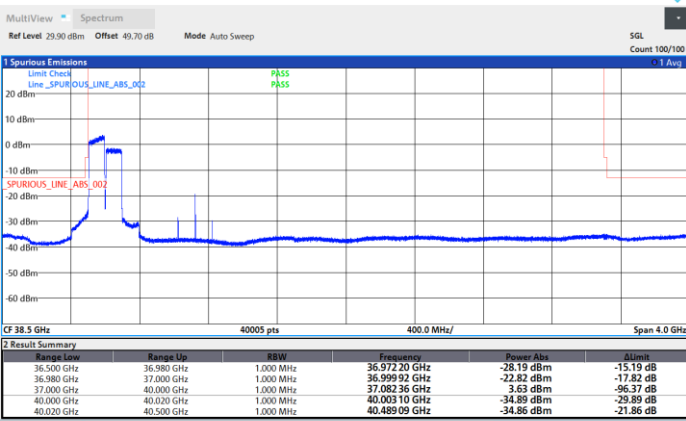
Highest Band Edge / Full RB



05:58:29 01.05.2022

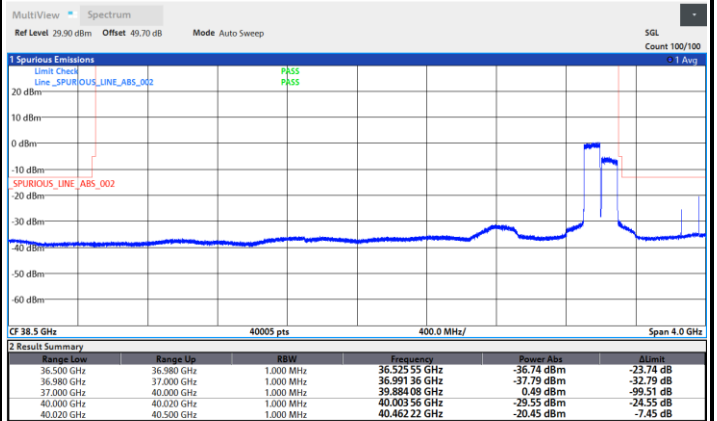
NR Band n260 / 200MHz / 16QAM

Lowest Band Edge / Full RB



23:36:07 30.04.2022

Highest Band Edge / Full RB



05:57:43 01.05.2022

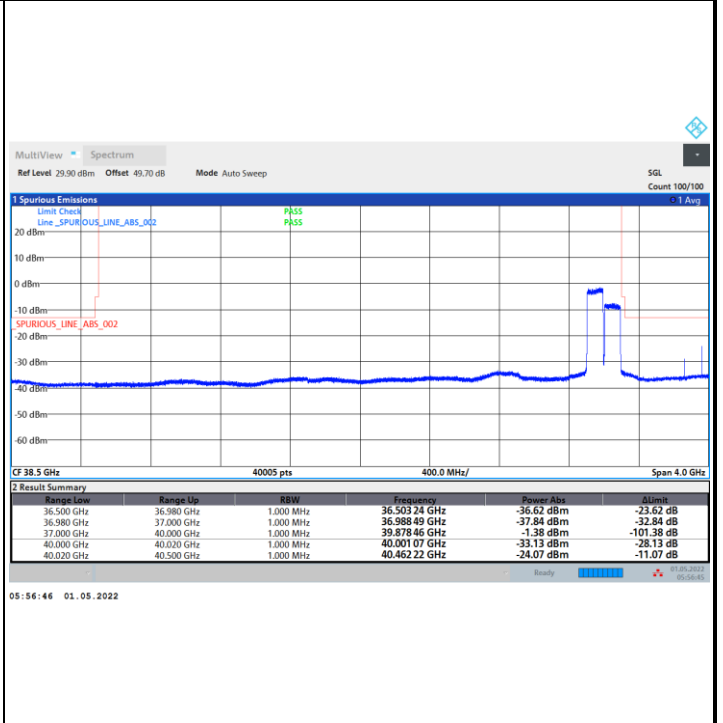
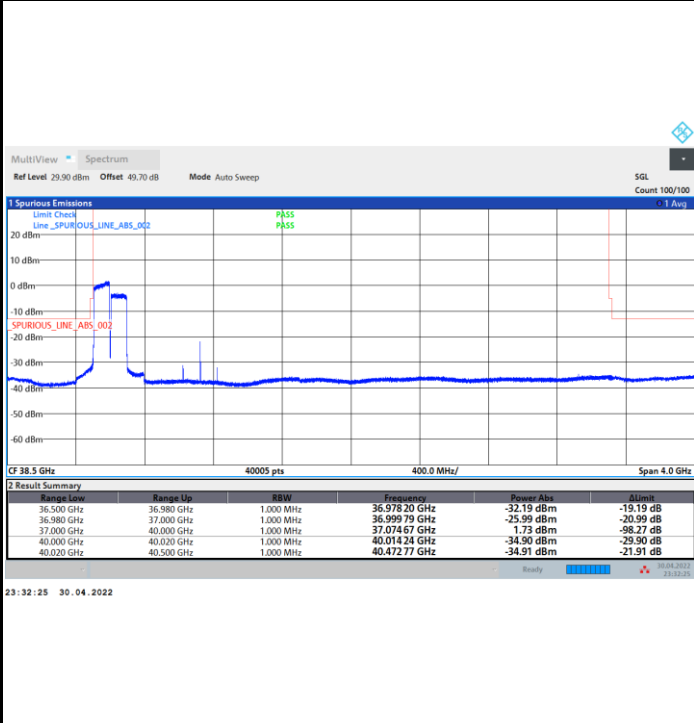


DFT-s-OFDM Module A

NR Band n260 / 200MHz / 64QAM

Lowest Band Edge / Full RB

Highest Band Edge / Full RB



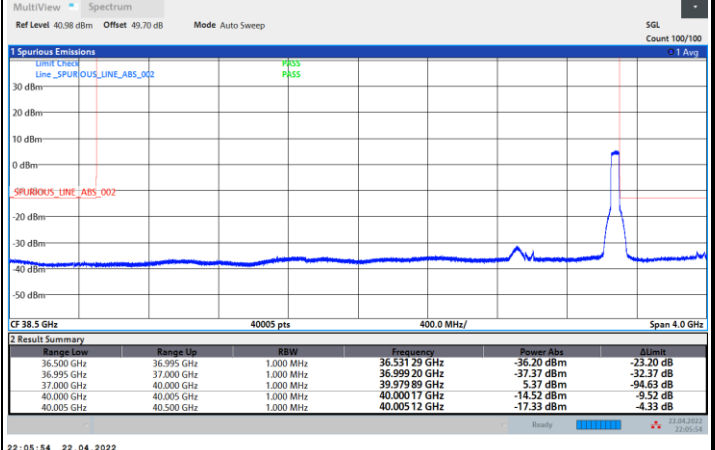
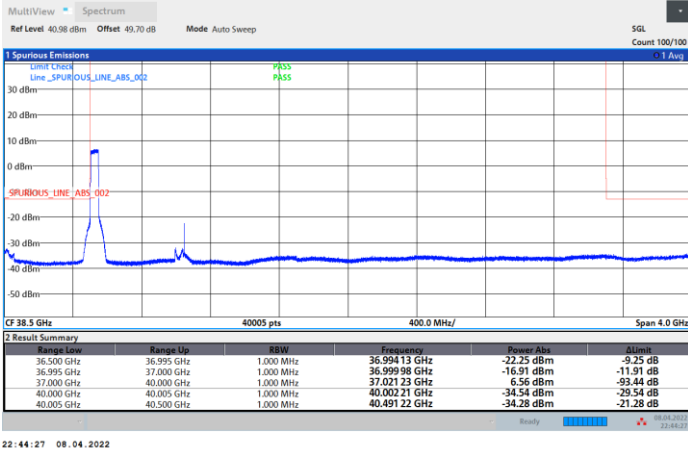


CP-OFDM Module A

NR Band n260 / 50MHz / QPSK

Lowest Band Edge / Full RB

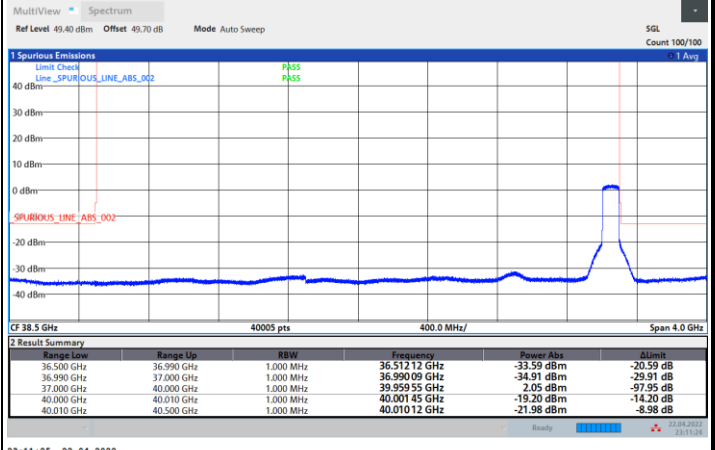
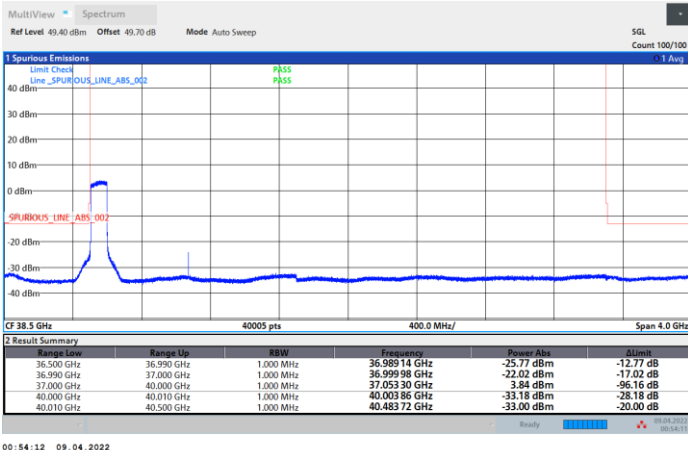
Highest Band Edge / Full RB



NR Band n260 / 100MHz / QPSK

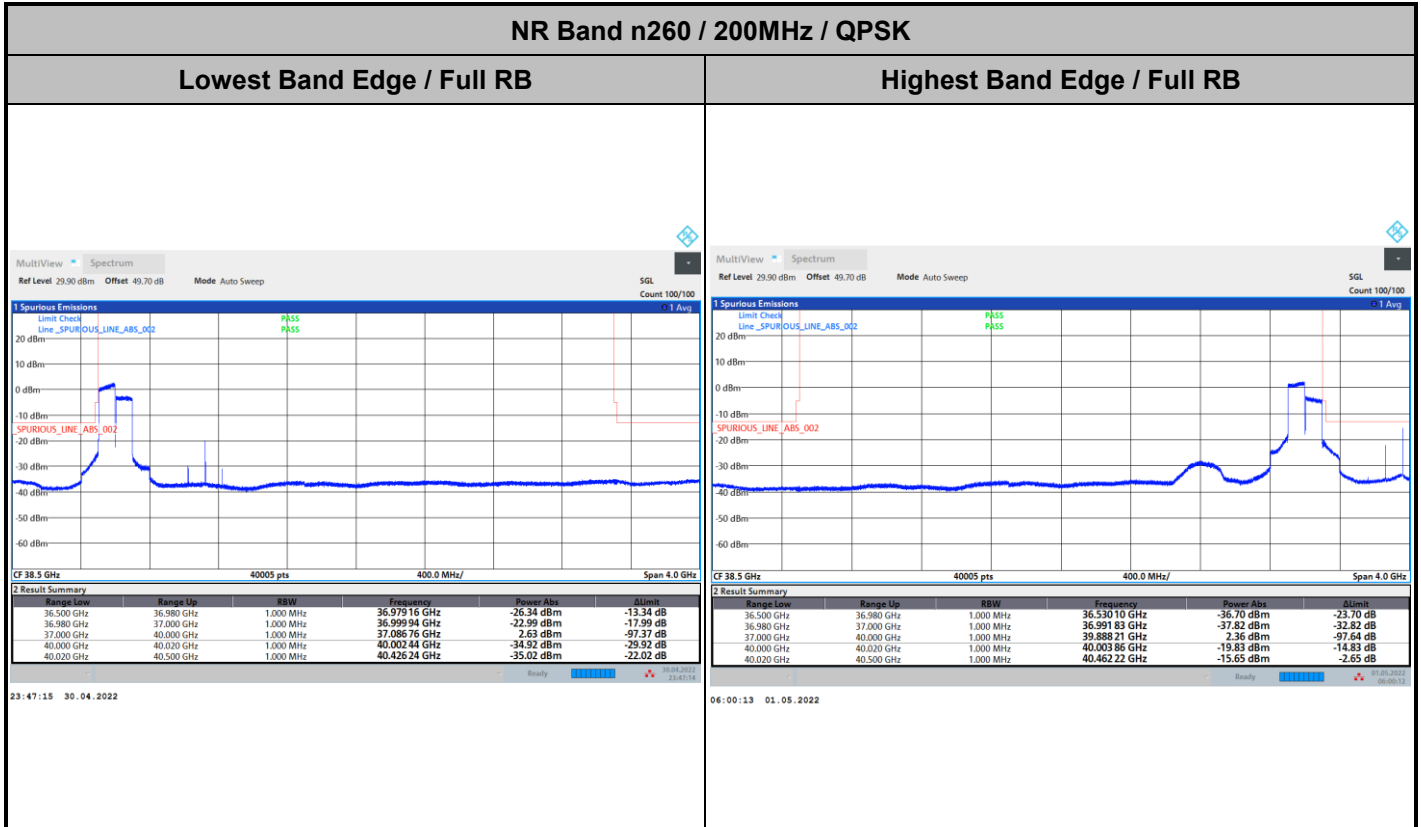
Lowest Band Edge / Full RB

Highest Band Edge / Full RB





CP-OFDM Module A

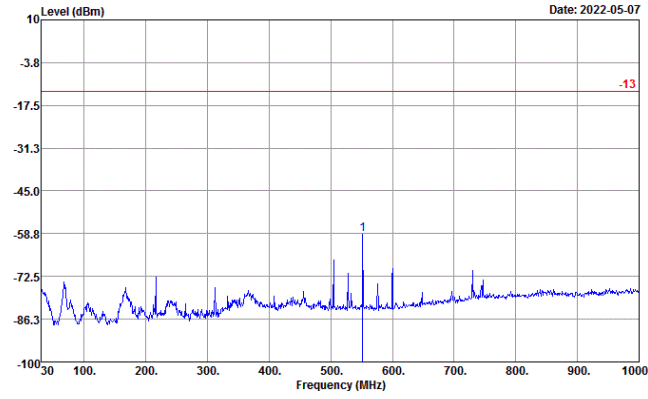




# Spurious Emission

## NR Band n260 (30MHz-1GHz)

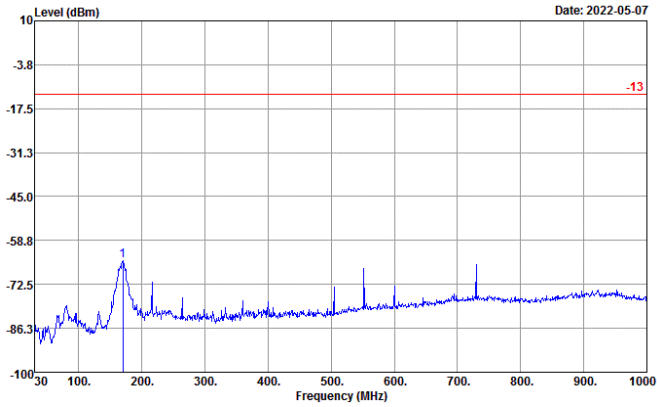
### Horizontal



Site : 03CH10-HY  
 Condition : -13 EIRP\_WO HORIZONTAL  
 Project : 102843-05  
 : n260 MA

Over	Limit
Freq	Level
MHz	dBm
1	551.86 -58.84

### Vertical



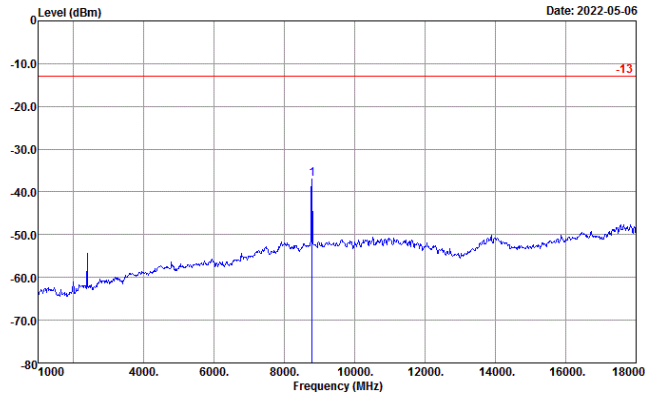
Site : 03CH10-HY  
 Condition : -13 EIRP\_WO VERTICAL  
 Project : 102843-05  
 : n260 MA

Over	Limit
Freq	Level
MHz	dBm
1	169.68 -65.18



NR Band n260 (1GHz-18GHz)

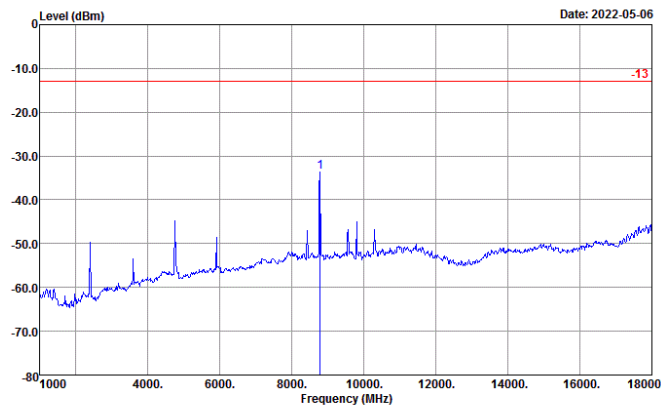
Horizontal



Site : 03CH10-HY  
 Condition : -13 EIRP\_WO HORIZONTAL  
 Project : IO2843-05  
 : n260 MA

	Over	Limit	
Freq	Level	Limit	Line
MHz	dBm	dB	dBm
1	8786.00	-36.93	-23.93 -13.00

Vertical



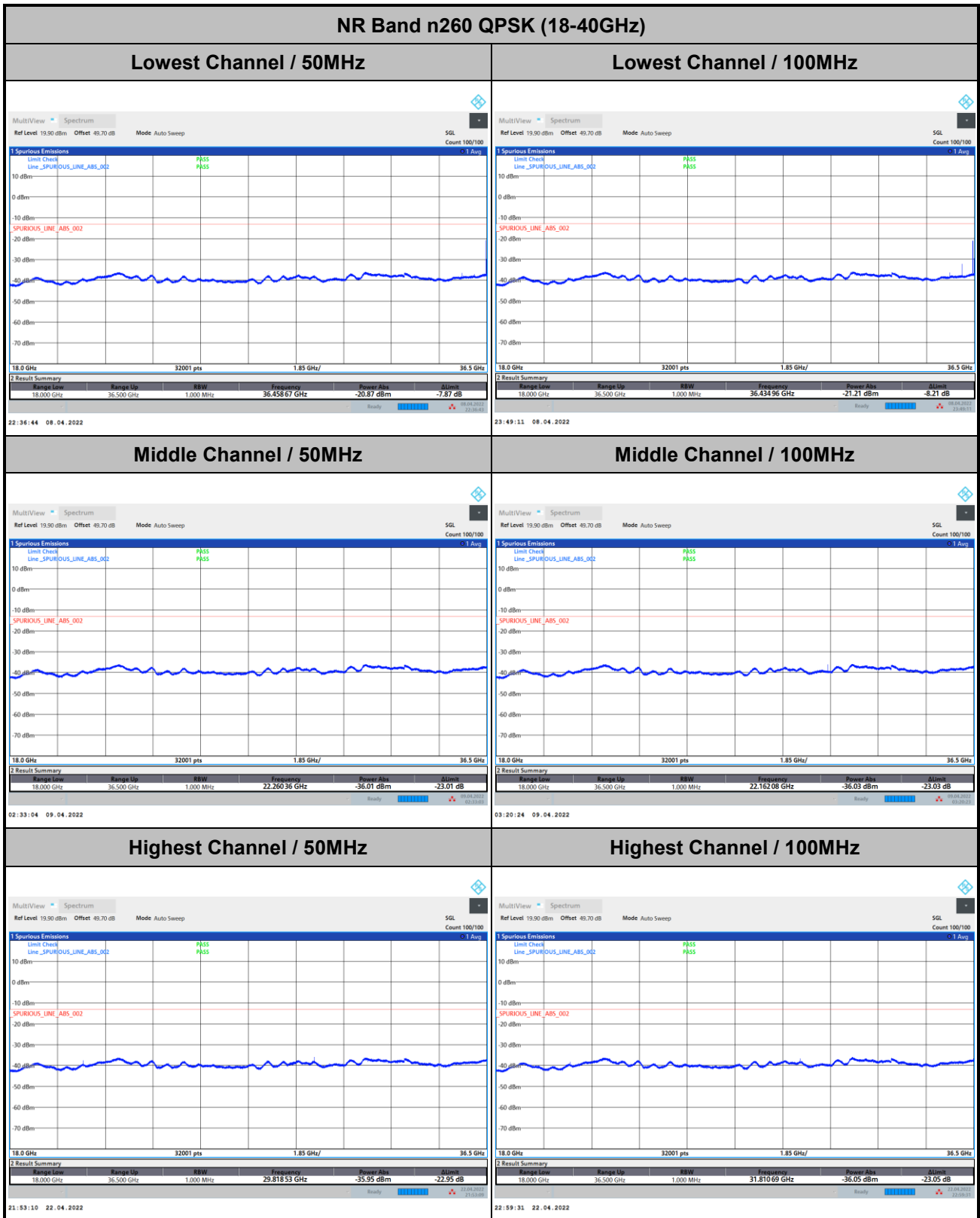
Site : 03CH10-HY  
 Condition : -13 EIRP\_WO VERTICAL  
 Project : IO2843-05  
 : n260 MA

	Over	Limit	
Freq	Level	Limit	Line
MHz	dBm	dB	dBm
1	8786.00	-33.65	-20.65 -13.00



Spurious emission between 18GHz to 40GHz worst case plot is reported as following.

DFT-s-OFDM Module A



Remark: In band and out of band frequencies are omitted.

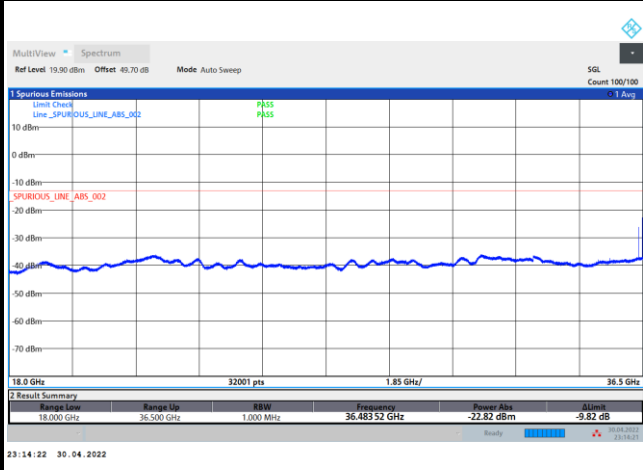




DFT-s-OFDM Module A

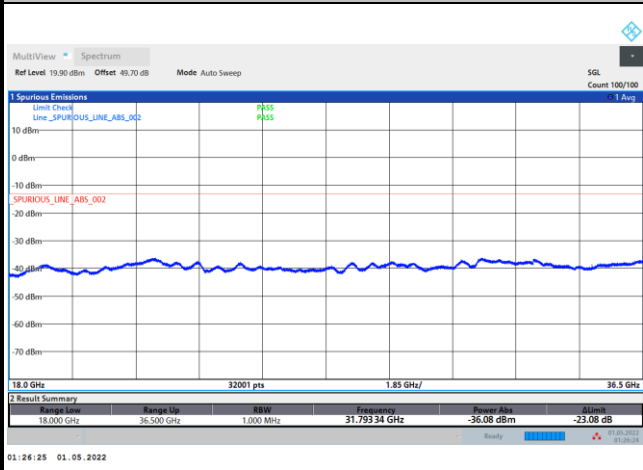
NR Band n260 QPSK (18-40GHz)

Lowest Channel / 200MHz



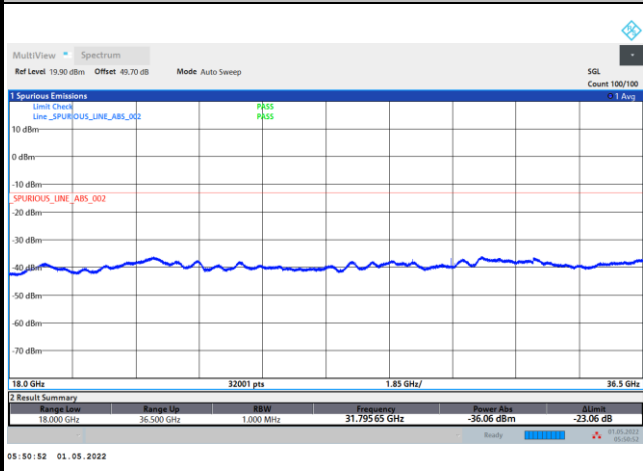
intentionally blank

Middle Channel / 200MHz



intentionally blank

Highest Channel / 200MHz

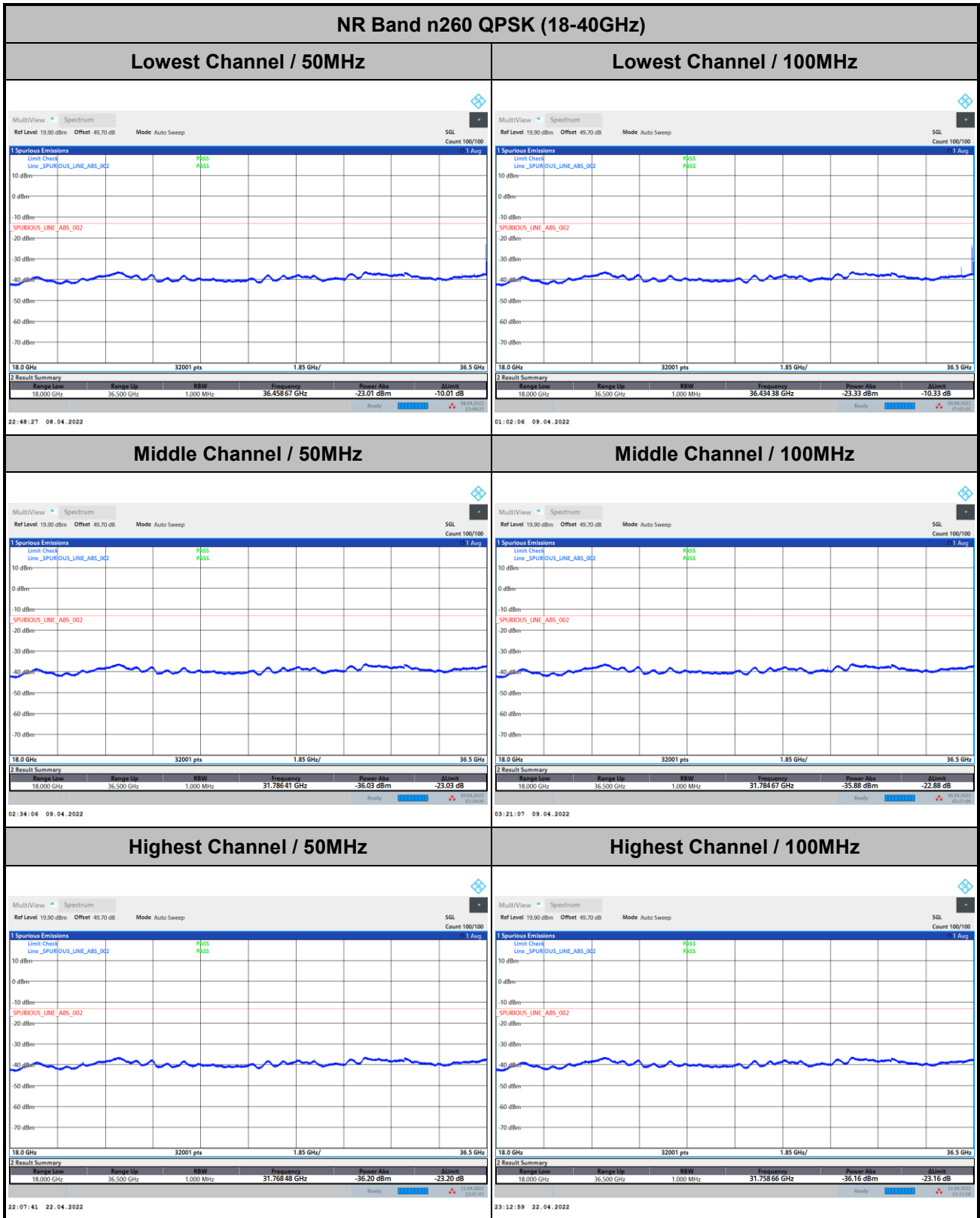


intentionally blank

Remark: In band and out of band frequencies are omitted.



CP-OFDM Module A



Remark: In band and out of band frequencies are omitted.



CP-OFDM Module A

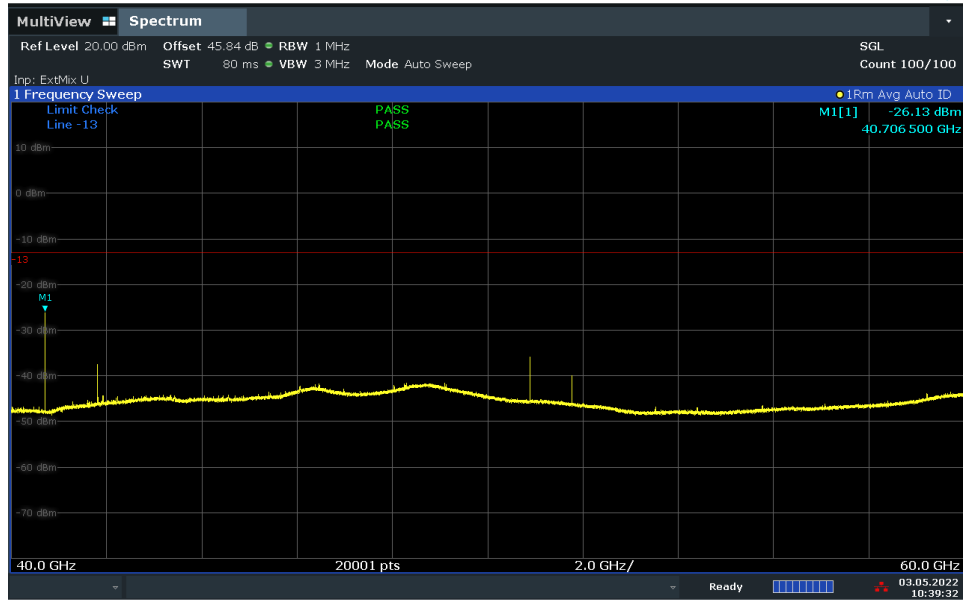
NR Band n260 QPSK (18-40GHz)	
<p><b>Lowest Channel / 200MHz</b></p> <p>intentionally blank</p>	
<p><b>Middle Channel / 200MHz</b></p> <p>intentionally blank</p>	
<p><b>Highest Channel / 200MHz</b></p> <p>intentionally blank</p>	

Remark: In band and out of band frequencies are omitted.



NR Band n260

(40GHz-60GHz)

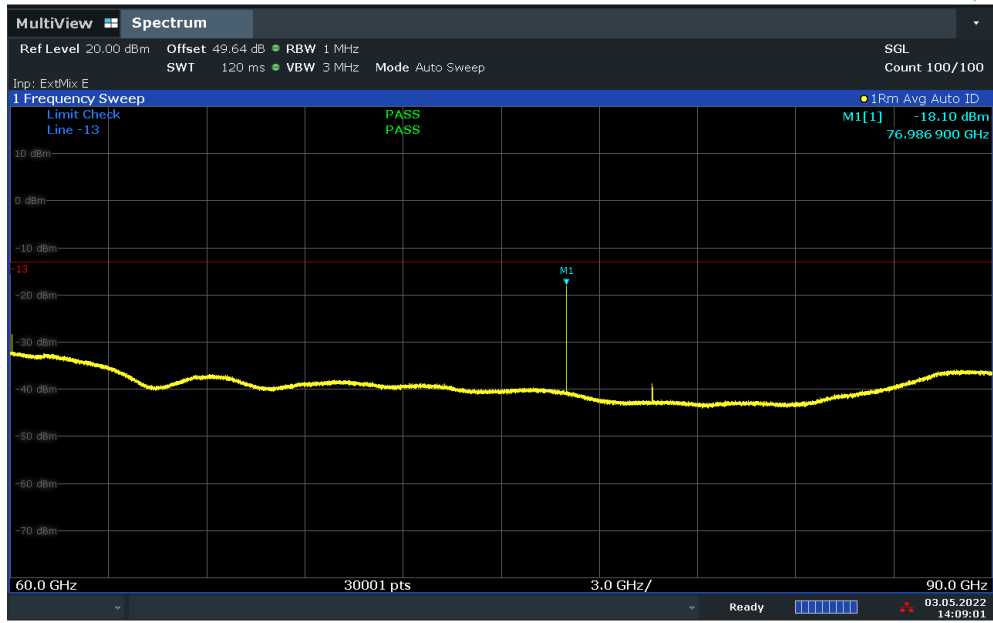


$$\text{Offset} = \text{Antenna Factor (dB/m)} + \text{Cable Loss (dB)} + 107 + 20\log(D) - 104.8$$
$$= 43.1 + 0.54 + 107 + 20\log(1) - 104.8 = 45.84 \text{ (dB)}$$



NR Band n260

(60GHz-90GHz)



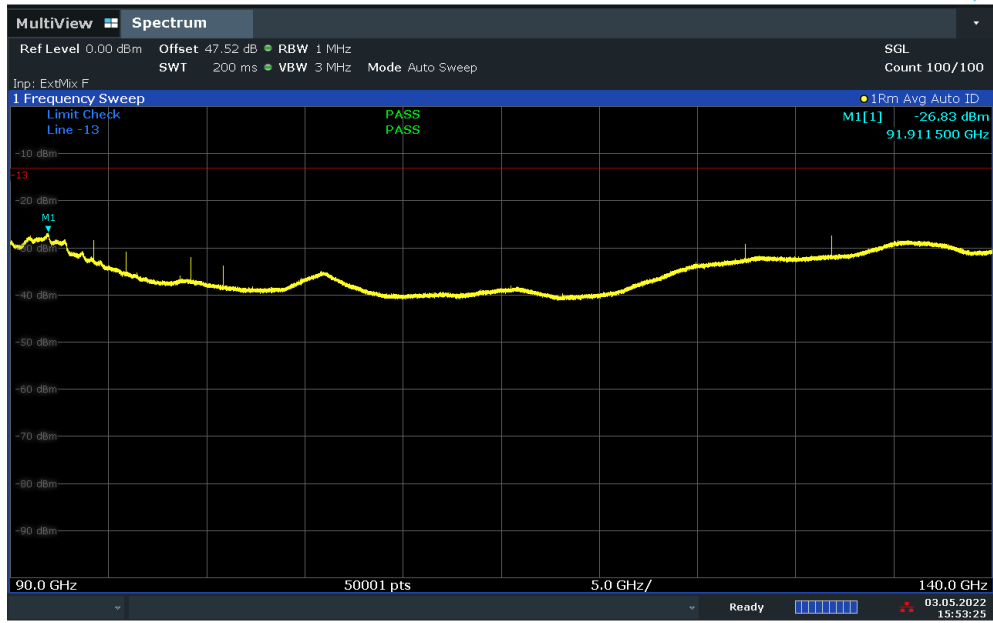
14:09:02 03.05.2022

$$\begin{aligned} \text{Offset} &= \text{Antenna Factor (dB/m)} + \text{Cable Loss (dB)} + 107 + 20\log(D) - 104.8 \\ &= 46.9 + 0.54 + 107 + 20\log(1) - 104.8 = 49.64 \text{ (dB)} \end{aligned}$$



NR Band n260

(90GHz-140GHz)

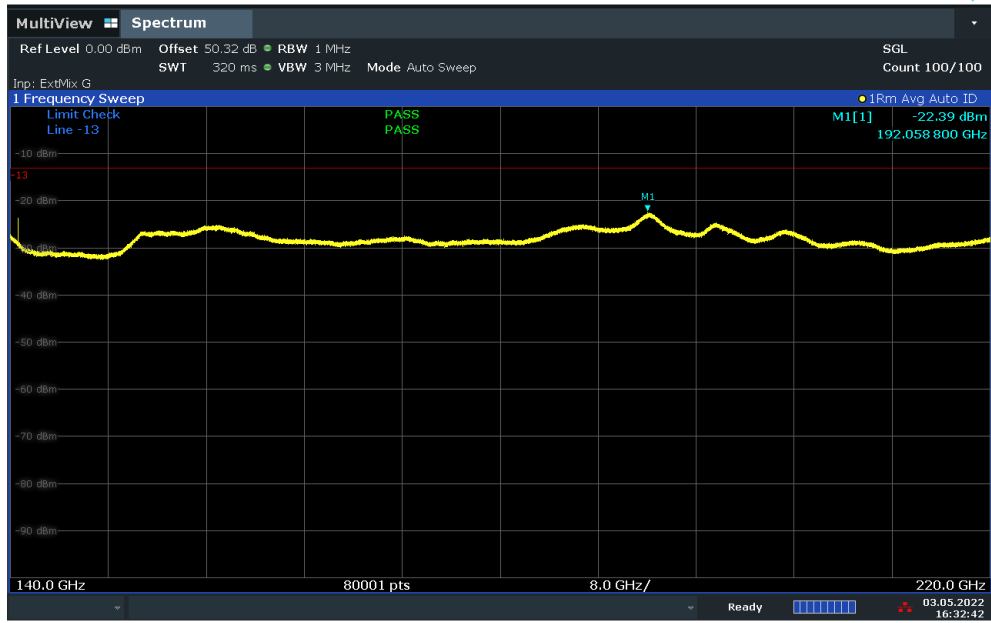


$$\begin{aligned} \text{Offset} &= \text{Antenna Factor (dB/m)} + \text{Cable Loss (dB)} + 107 + 20\log(D) - 104.8 \\ &= 50.8 + 0.54 + 107 + 20\log(0.5) - 104.8 = 47.52 \text{ (dB)} \end{aligned}$$



NR Band n260

(140GHz-200GHz)



$$\text{Offset} = \text{Antenna Factor (dB/m)} + \text{Cable Loss (dB)} + 107 + 20\log(D) - 104.8$$
$$= 53.6 + 0.54 + 107 + 20\log(0.5) - 104.8 = 50.32 \text{ (dB)}$$



**Frequency Stability**

Test Conditions		NR Band n260 / Middle Channel			Limit
Temperature (°C)	Voltage (Volt)	CW tone			Note 2.
		Frequency (GHz)	Deviation (kHz)	Deviation (ppm)	Result
50	Normal Voltage	38.50095	48.000	1.247	Pass
40	Normal Voltage	38.500959	39.000	1.013	
30	Normal Voltage	38.500979	19.000	0.494	
20(Ref.)	Normal Voltage	38.500998	0.000	0.000	
10	Normal Voltage	38.50101	-12.000	0.312	
0	Normal Voltage	38.5010989	-100.900	2.621	
-10	Normal Voltage	38.5011279	-129.900	3.374	
-20	Normal Voltage	38.5011329	-134.900	3.504	
-30	Normal Voltage	38.5011039	-105.900	2.751	
20	Maximum Voltage	38.500996	2.000	0.052	
20	Normal Voltage	38.500997	1.000	0.026	
20	Battery End Point	38.500995	3.000	0.078	

**Note:**

1. Normal Voltage =3.86 V. ; Battery End Point (BEP) =3.40 V. ; Maximum Voltage =4.45 V.
2. The frequency fundamental emissions stay within the operation band.





# NR Band n260 Module B AGH+V

## Occupied Bandwidth

Mode	DFT-s-OFDM Module B NR Band n260 : 99%OBW(MHz)								
BW	50MHz			100MHz			200MHz		
Mod.	QPSK	16QAM	64QAM	QPSK	16QAM	64QAM	QPSK	16QAM	64QAM
Lowest CH	46.06	46.23	46.10	91.55	91.28	91.27	190.84	190.41	190.43
Middle CH	46.00	46.15	46.32	91.75	91.74	91.34	189.49	189.77	189.58
Highest CH	46.02	46.22	46.11	91.77	91.65	91.49	188.70	188.59	188.73

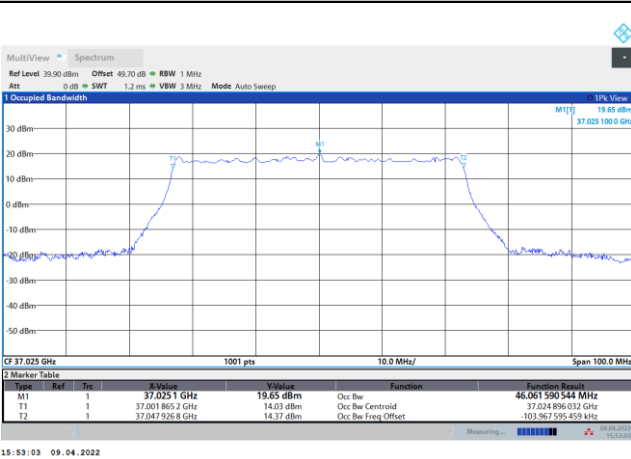
Mode	CP-OFDM Module B NR Band n260 : 99%OBW(MHz)		
BW	50MHz	100MHz	200MHz
Mod.	QPSK	QPSK	QPSK
Lowest CH	46.14	94.25	193.33
Middle CH	46.07	94.33	192.69
Highest CH	46.18	94.51	191.39



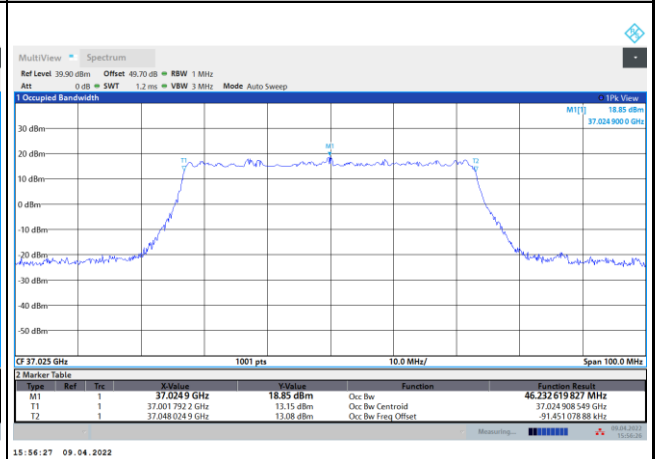
DFT-s-OFDM Module B

NR Band n260

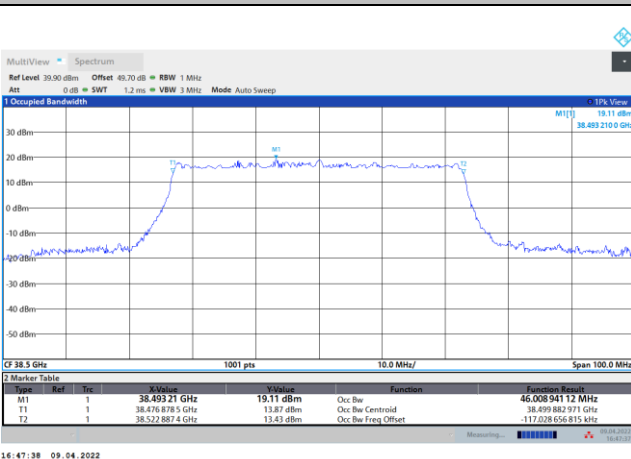
Lowest Channel / 50MHz / QPSK



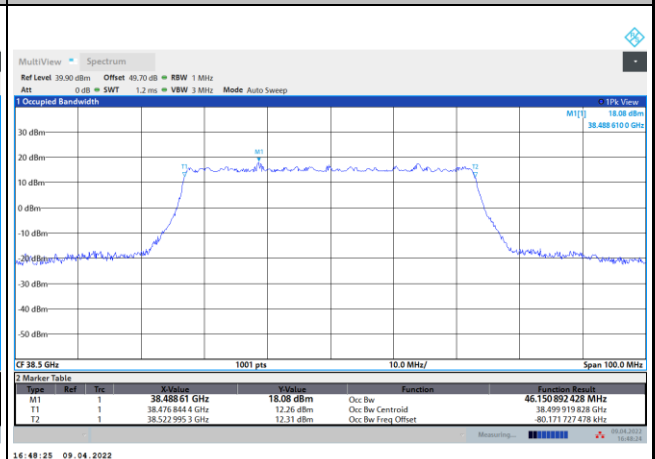
Lowest Channel / 50MHz / 16QAM



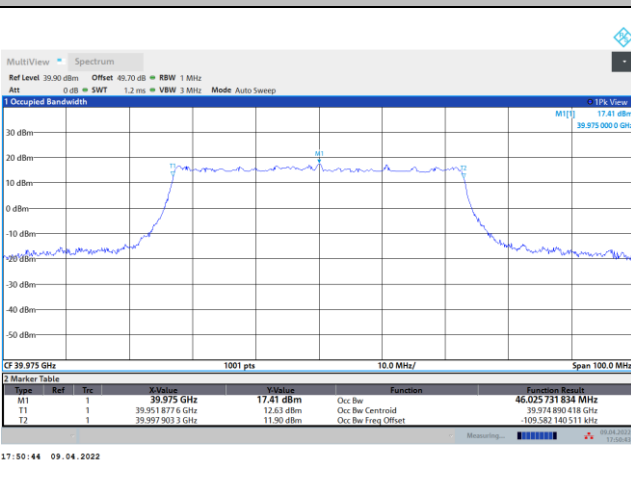
Middle Channel / 50MHz / QPSK



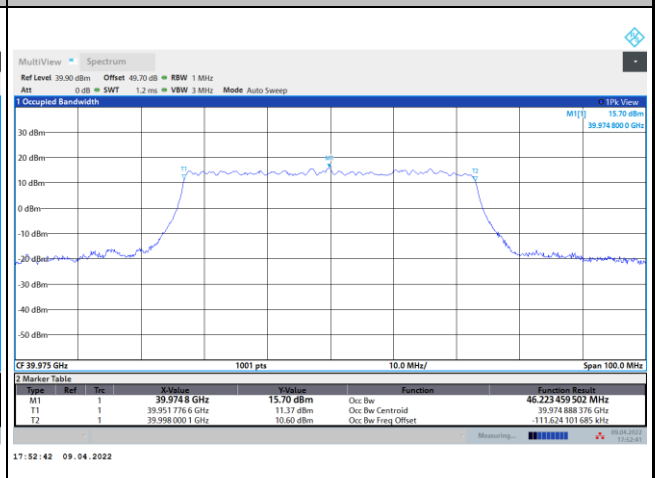
Middle Channel / 50MHz / 16QAM



Highest Channel / 50MHz / QPSK



Highest Channel / 50MHz / 16QAM

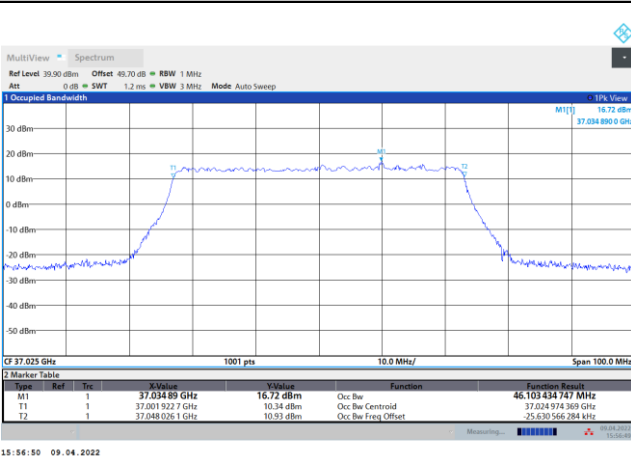




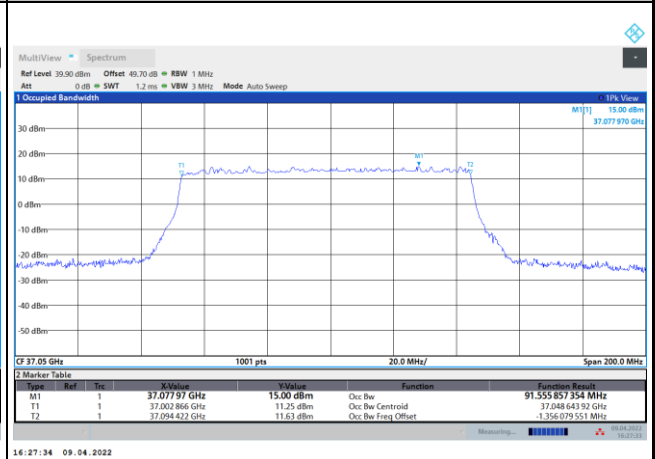
DFT-s-OFDM Module B

NR Band n260

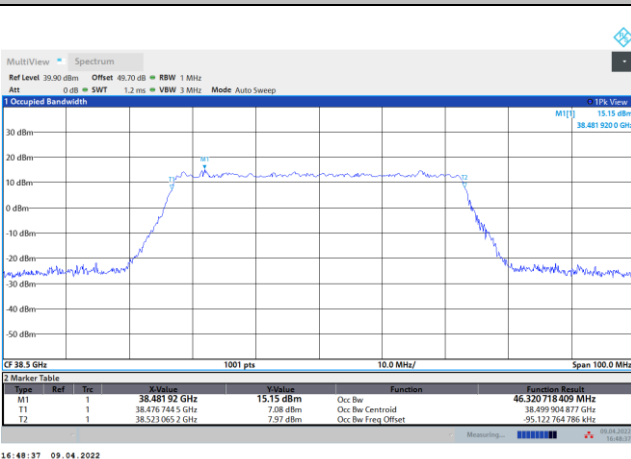
Lowest Channel / 50MHz / 64QAM



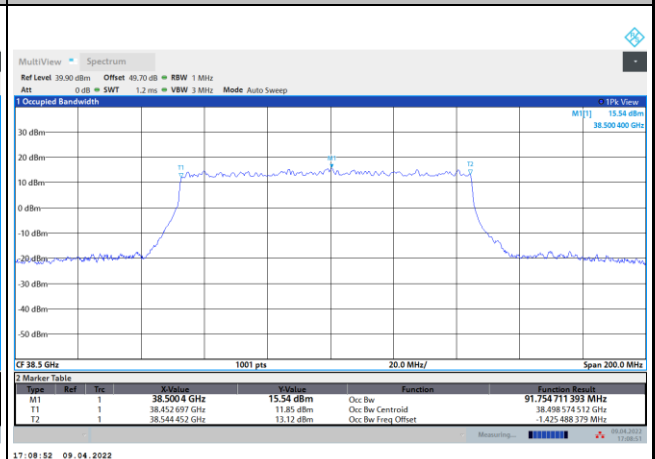
Lowest Channel / 100MHz / QPSK



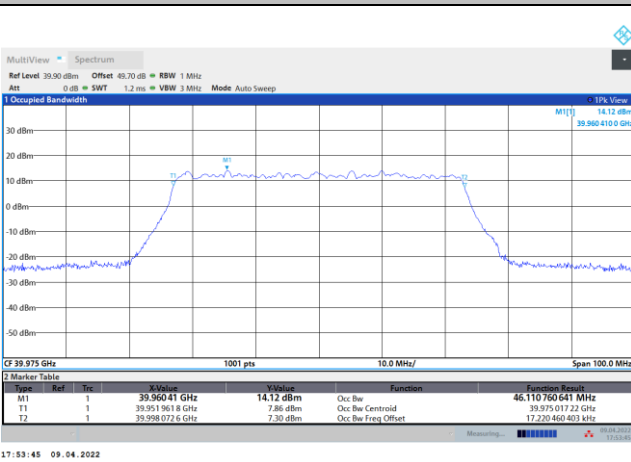
Middle Channel / 50MHz / 64QAM



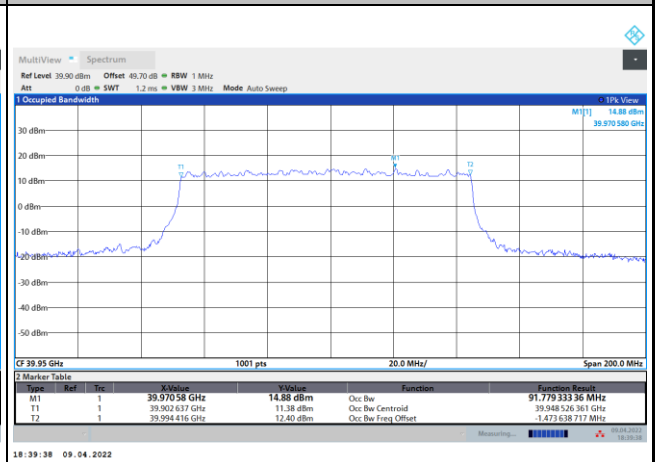
Middle Channel / 100MHz / QPSK



Highest Channel / 50MHz / 64QAM



Highest Channel / 100MHz / QPSK

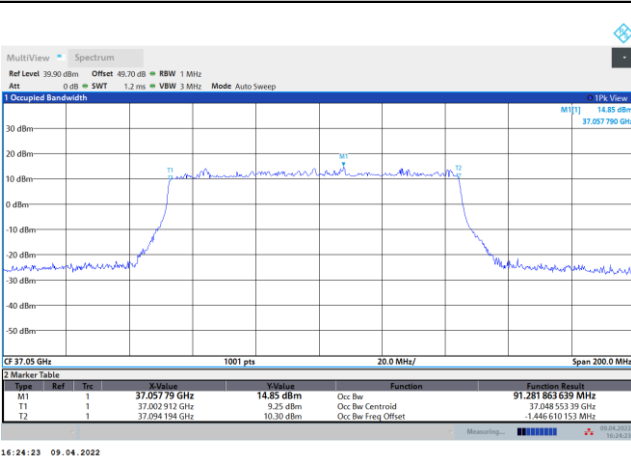




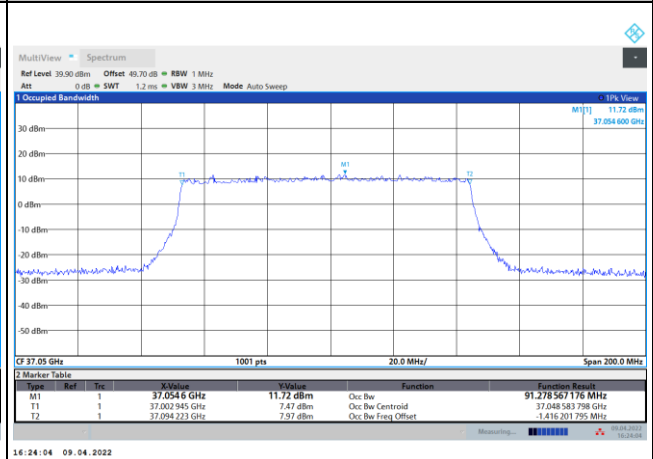
DFT-s-OFDM Module B

NR Band n260

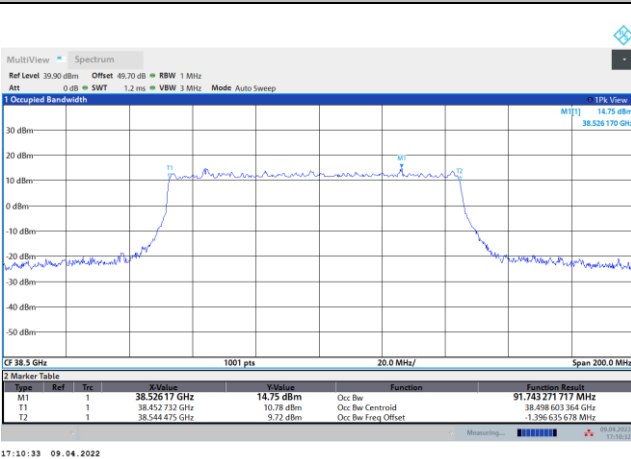
Lowest Channel / 100MHz / 16QAM



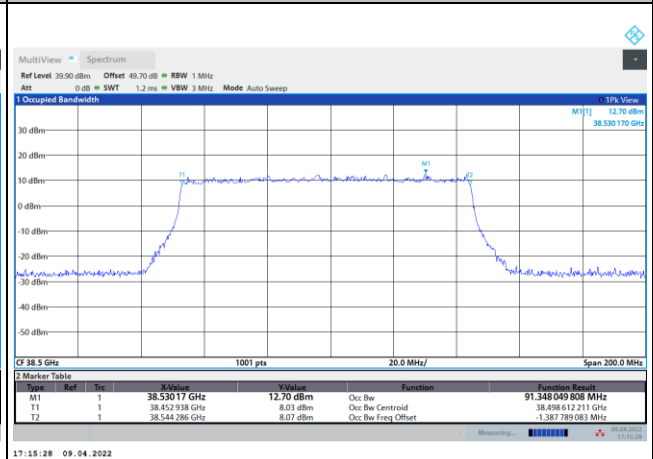
Lowest Channel / 100MHz / 64QAM



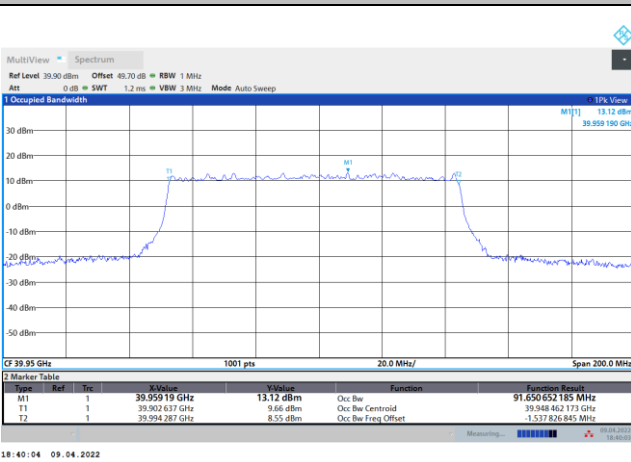
Middle Channel / 100MHz / 16QAM



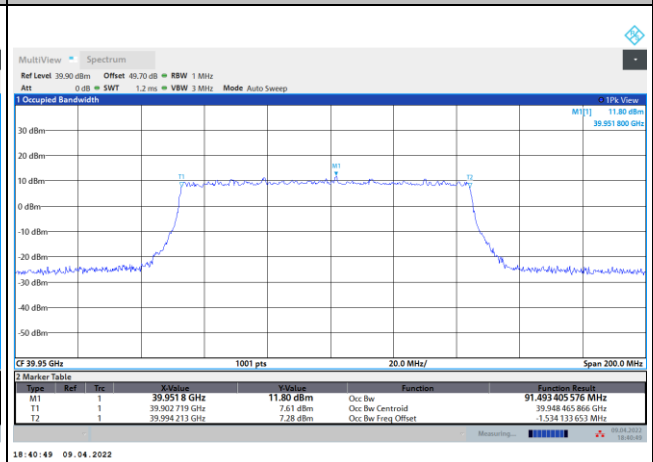
Middle Channel / 100MHz / 64QAM



Highest Channel / 100MHz / 16QAM



Highest Channel / 100MHz / 64QAM

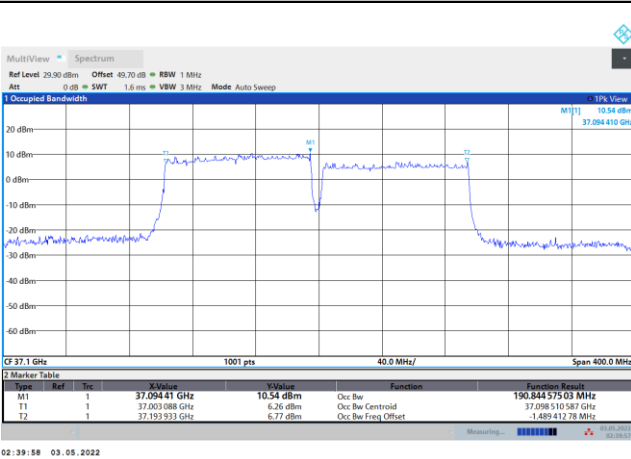




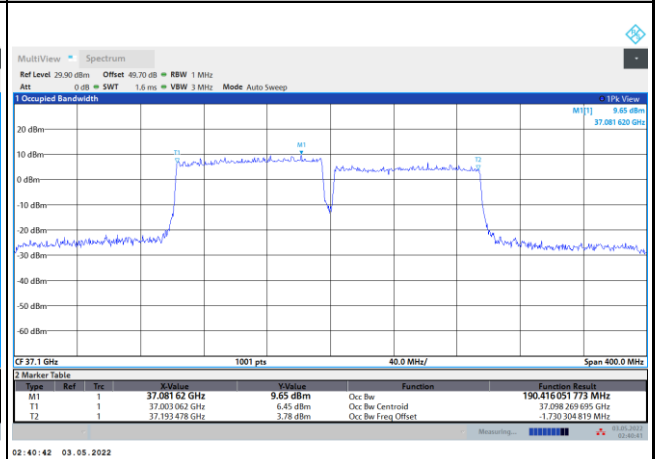
DFT-s-OFDM Module B

NR Band n260

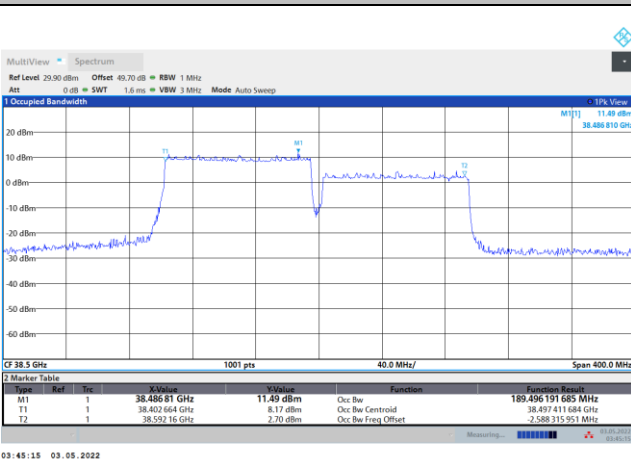
Lowest Channel / 200MHz / QPSK



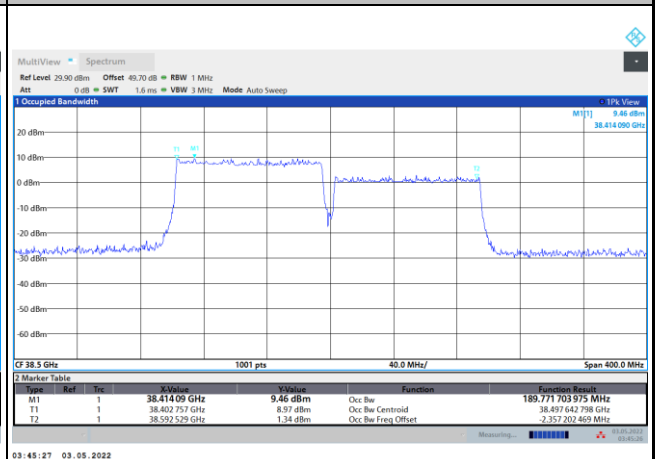
Lowest Channel / 200MHz / 16QAM



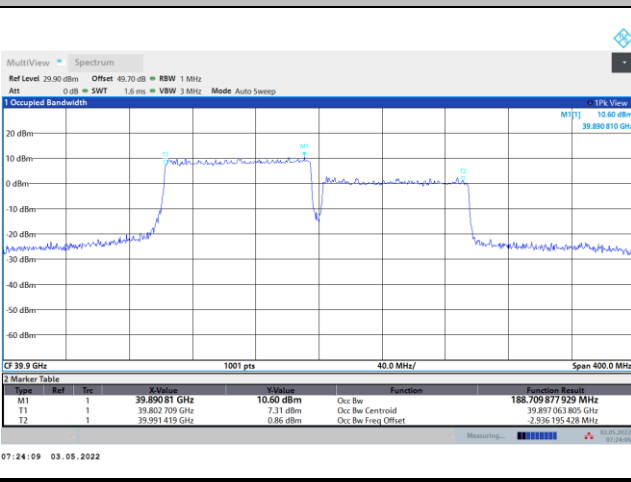
Middle Channel / 200MHz / QPSK



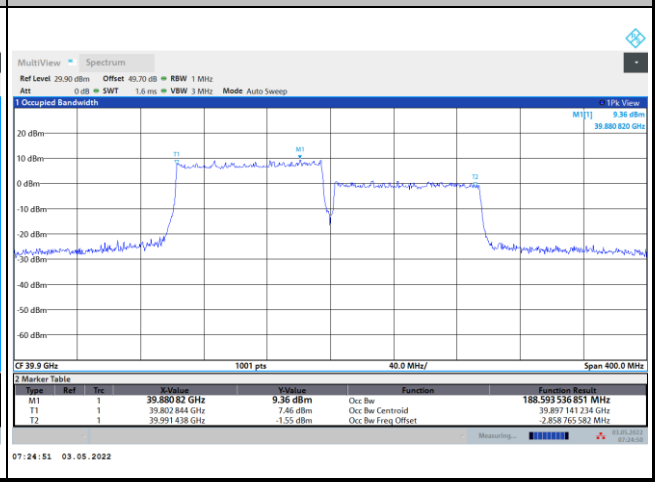
Middle Channel / 200MHz / 16QAM



Highest Channel / 200MHz / QPSK



Highest Channel / 200MHz / 16QAM

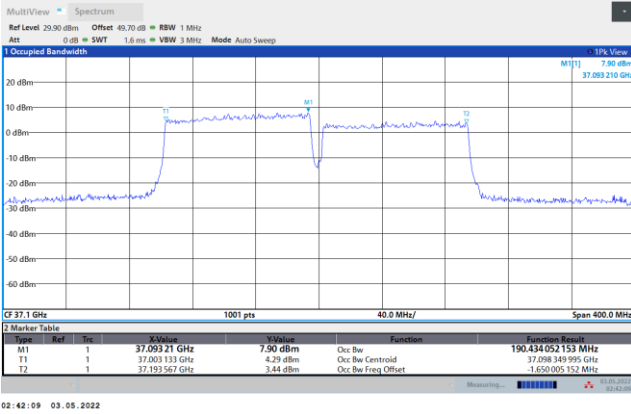




DFT-s-OFDM Module B

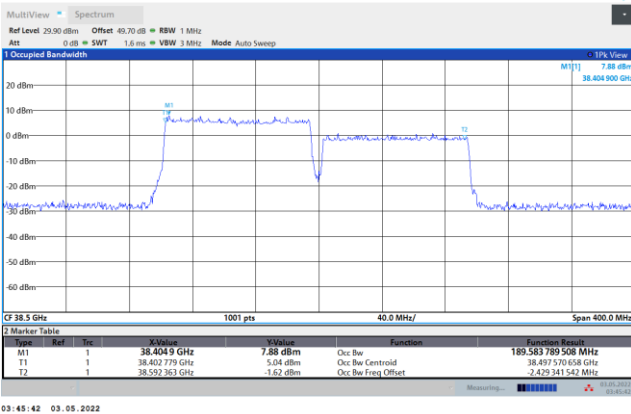
NR Band n260

Lowest Channel / 200MHz / 64QAM



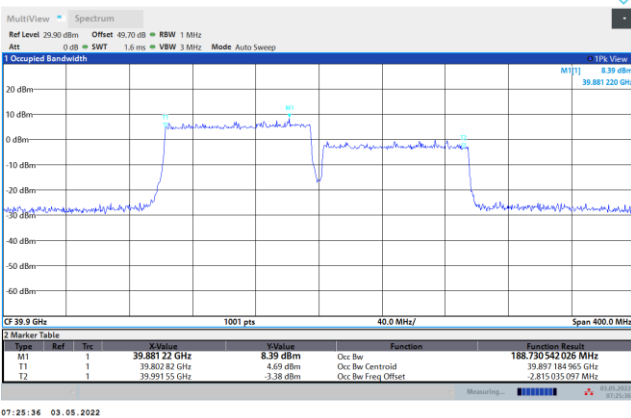
intentionally blank

Middle Channel / 200MHz / 64QAM



intentionally blank

Highest Channel / 200MHz / 64QAM



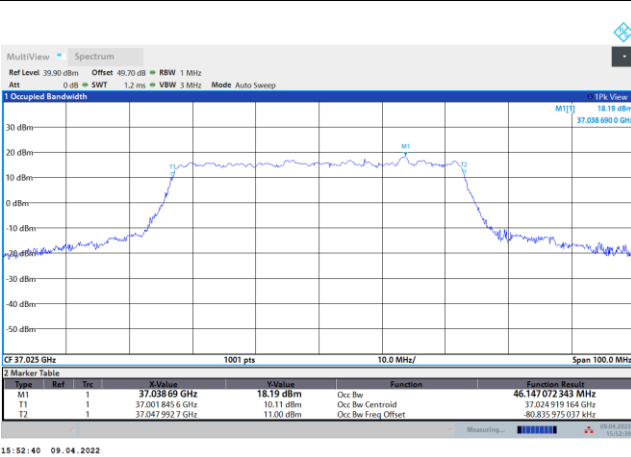
intentionally blank



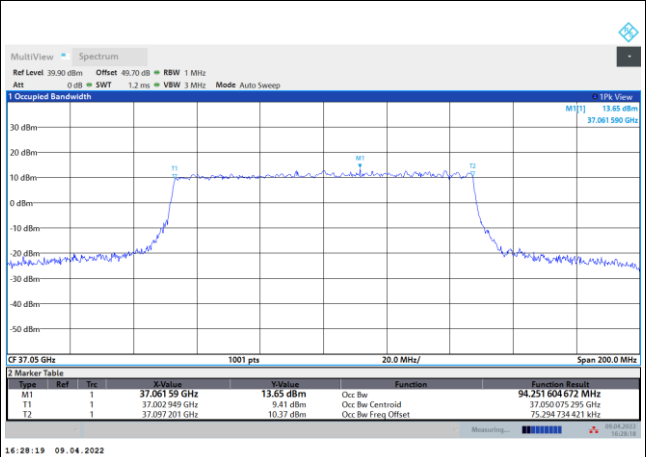
CP-OFDM Module B

NR Band n260

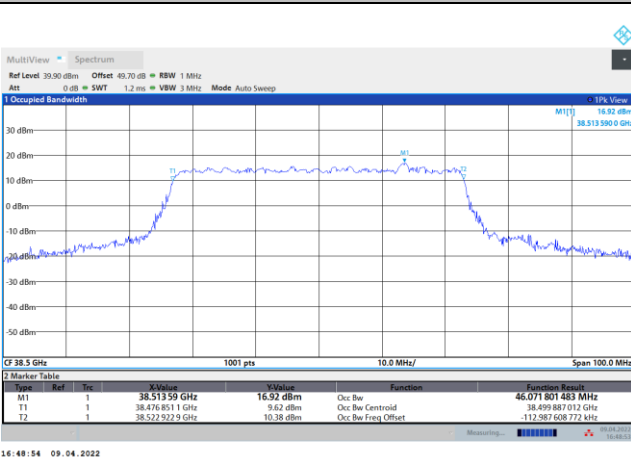
Lowest Channel / 50MHz / QPSK



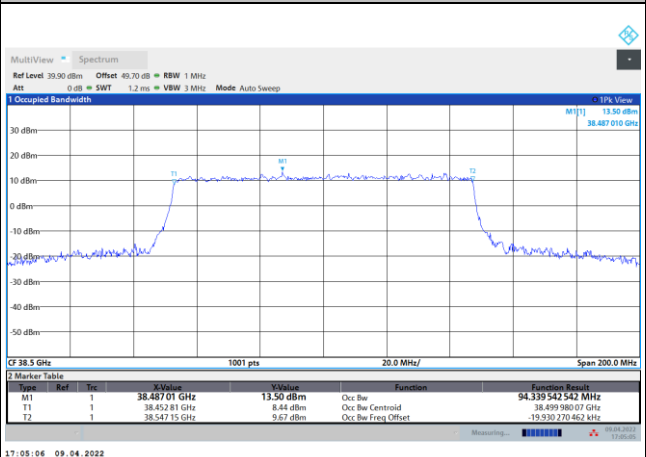
Lowest Channel / 100MHz / QPSK



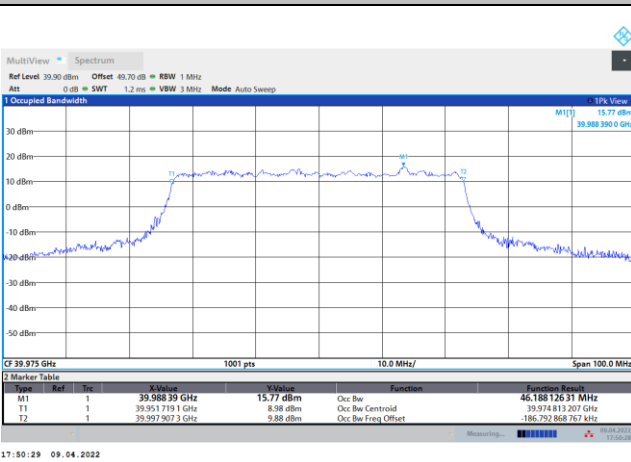
Middle Channel / 50MHz / QPSK



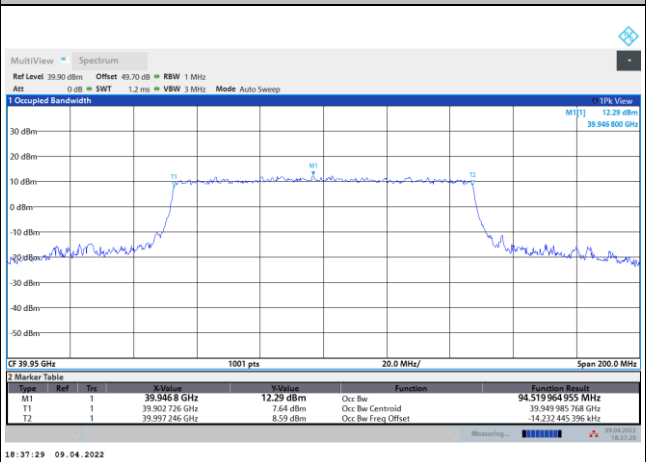
Middle Channel / 100MHz / QPSK



Highest Channel / 50MHz / QPSK



Highest Channel / 100MHz / QPSK

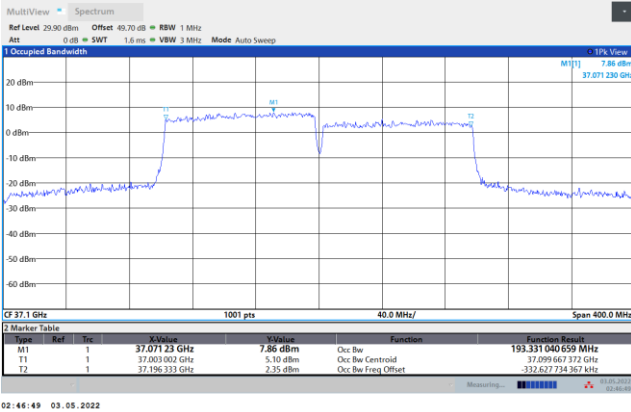




CP-OFDM Module B

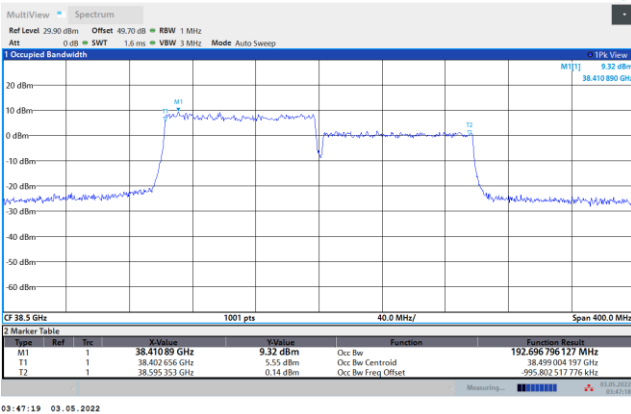
NR Band n260

Lowest Channel / 200MHz / QPSK



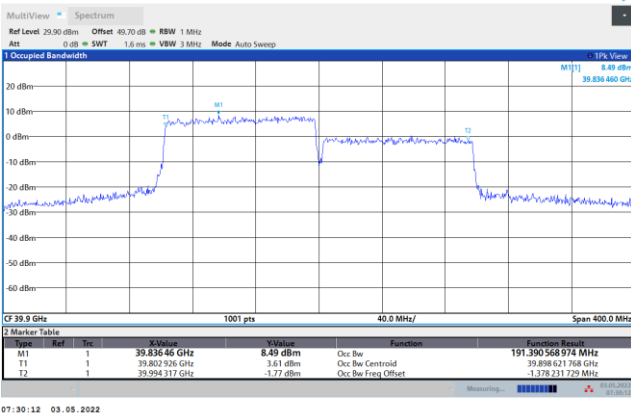
intentionally blank

Middle Channel / 200MHz / QPSK



intentionally blank

Highest Channel / 200MHz / QPSK



intentionally blank





**Radiated Out of Band Emissions**

Mode			DFT-s-OFDM Module B NR Band n260 : BE (dBm) 1 RB								
BW			50MHz			100MHz			200MHz		
Limit (dBm)			QPSK	16QAM	64QAM	QPSK	16QAM	64QAM	QPSK	16QAM	64QAM
Low CH	0~10%OB	≤-5	-5.89	-5.37	-7.37	-8.75	-10.47	-12.54	-16.85	-15.35	-19.37
	>10%OB	≤-13	-22.60	-25.03	-25.09	-32.43	-33.30	-33.34	-18.39	-20.08	-22.74
High CH	0~10%OB	≤-5	-8.10	-10.14	-11.14	-9.85	-11.85	-15.33	-21.10	-21.96	-26.63
	>10%OB	≤-13	-21.13	-22.88	-25.33	-31.39	-32.23	-32.86	-18.08	-20.48	-25.94
Result			Compliance								

Mode			CP-OFDM Module B NR Band n260 : BE (dBm) 1 RB		
BW			50MHz	100MHz	200MHz
Limit (dBm)			QPSK	QPSK	QPSK
Low CH	0~10%OB	≤-5	-5.85	-10.20	-16.45
	>10%OB	≤-13	-22.88	-33.40	-17.56
High CH	0~10%OB	≤-5	-9.25	-13.07	-25.00
	>10%OB	≤-13	-22.59	-31.94	-20.29
Result			Compliance		

Mode			DFT-s-OFDM Module B NR Band n260 : BE (dBm) Full RB								
BW			50MHz			100MHz			200MHz		
Limit (dBm)			QPSK	16QAM	64QAM	QPSK	16QAM	64QAM	QPSK	16QAM	64QAM
Low CH	0~10%OB	≤-5	-9.77	-17.45	-17.76	-20.18	-22.99	-24.04	-25.16	-26.87	-24.65
	>10%OB	≤-13	-27.45	-29.78	-30.72	-30.33	-31.73	-32.61	-30.87	-32.07	-31.77
High CH	0~10%OB	≤-5	-17.26	-19.25	-20.59	-23.50	-26.50	-28.70	-30.22	-31.98	-34.16
	>10%OB	≤-13	-23.43	-27.60	-31.81	-27.36	-28.78	-32.54	-21.56	-23.77	-25.58
Result			Compliance								

Mode			CP-OFDM Module B NR Band n260 : BE (dBm) Full RB		
BW			50MHz	100MHz	200MHz
Limit (dBm)			QPSK	QPSK	QPSK
Low CH	0~10%OB	≤-5	-17.00	-22.59	-26.70
	>10%OB	≤-13	-27.45	-29.65	-30.55
High CH	0~10%OB	≤-5	-20.15	-20.63	-29.61
	>10%OB	≤-13	-25.02	-26.48	-24.43
Result			Compliance		

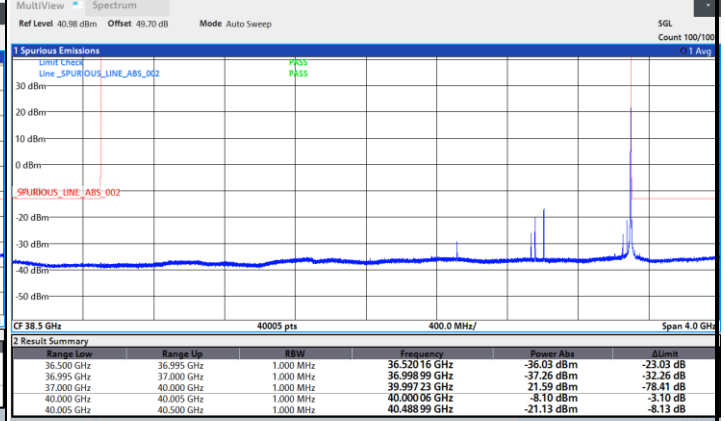
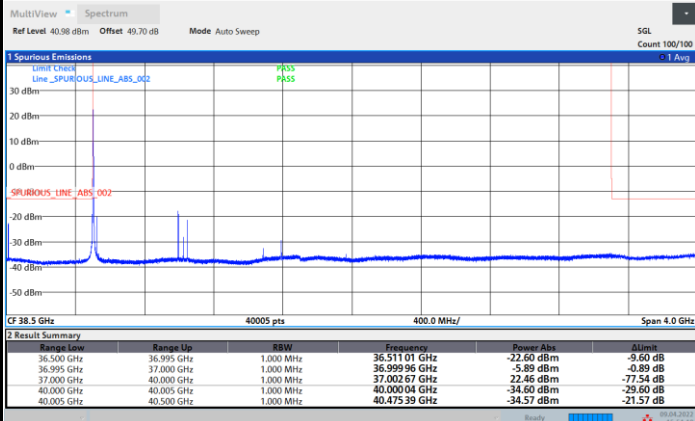


DFT-s-OFDM Module B

NR Band n260 / 50MHz / QPSK

Lowest Band Edge / 1 RB

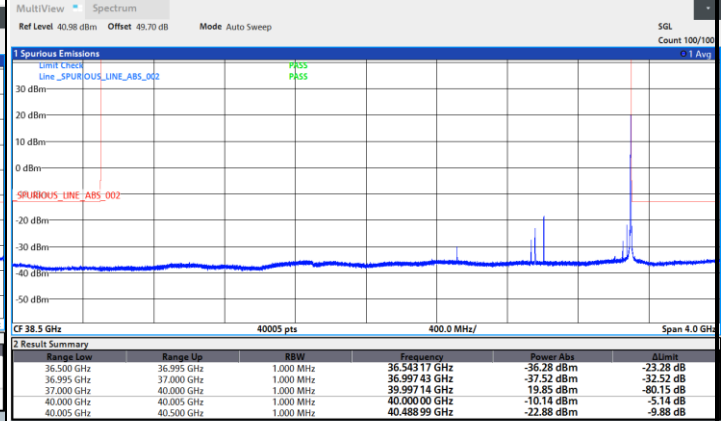
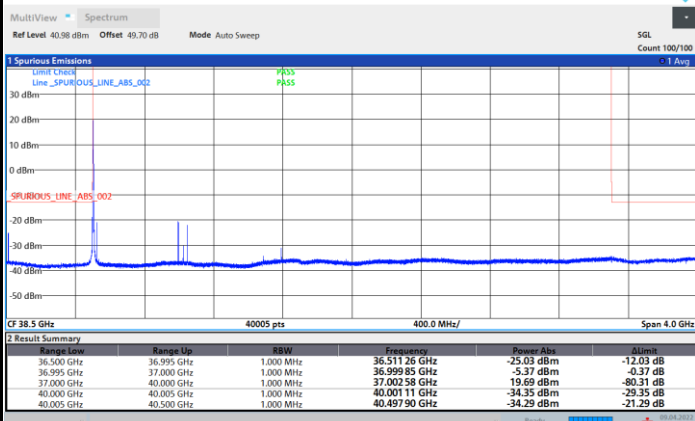
Highest Band Edge / 1 RB



NR Band n260 / 50MHz / 16QAM

Lowest Band Edge / 1 RB

Highest Band Edge / 1 RB



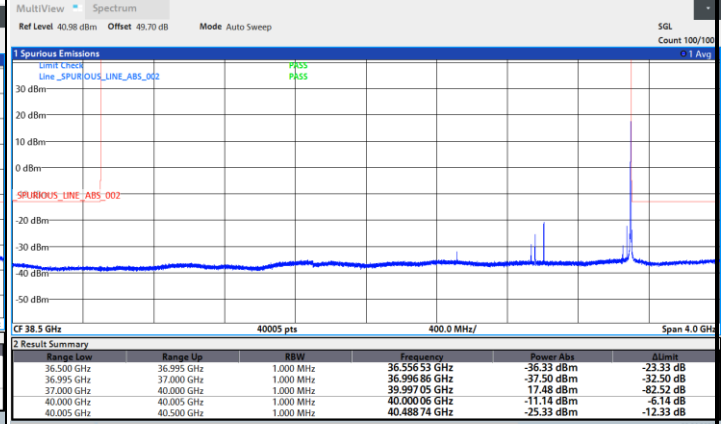
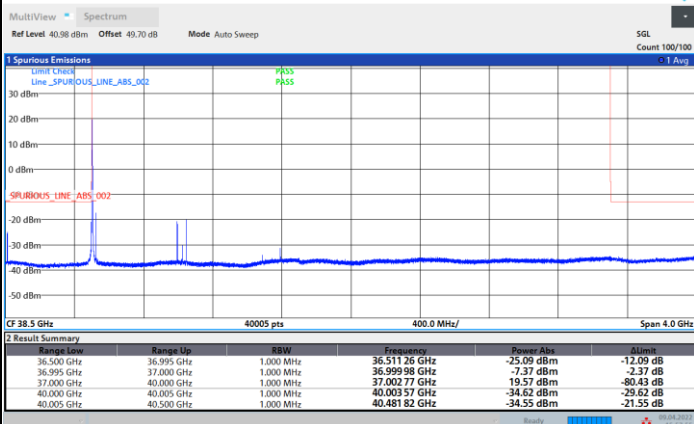


DFT-s-OFDM Module B

NR Band n260 / 50MHz / 64QAM

Lowest Band Edge / 1 RB

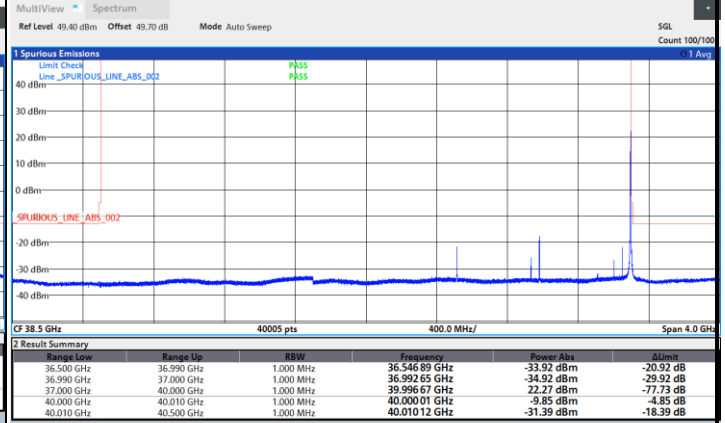
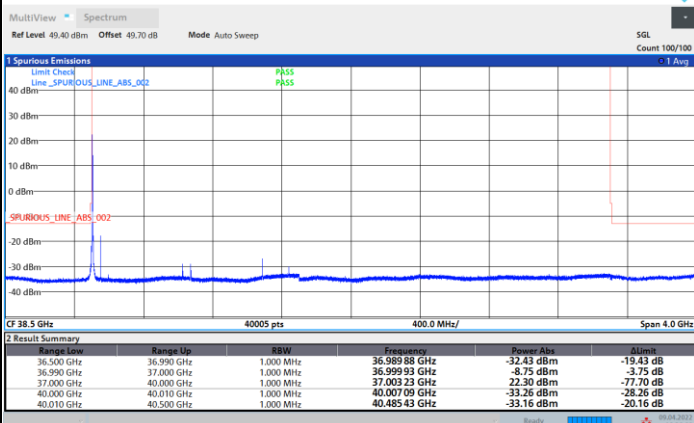
Highest Band Edge / 1 RB



NR Band n260 / 100MHz / QPSK

Lowest Band Edge / 1 RB

Highest Band Edge / 1 RB



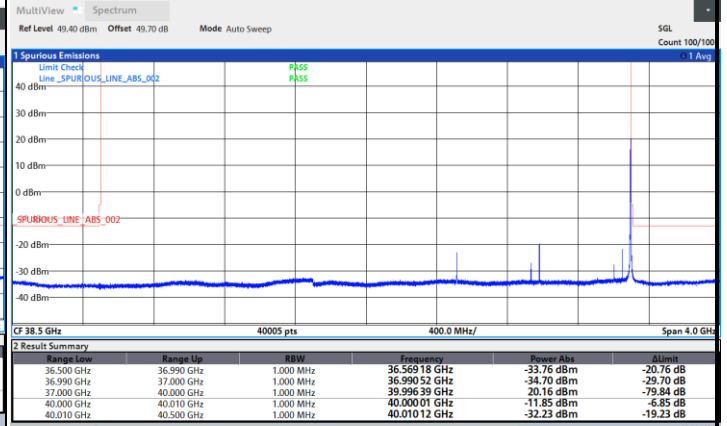
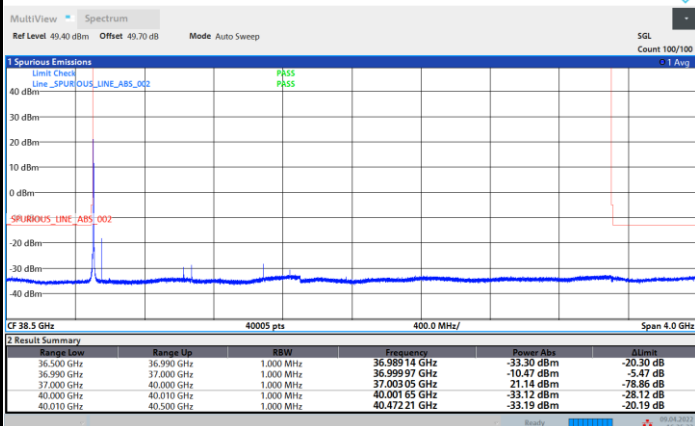


DFT-s-OFDM Module B

NR Band n260 / 100MHz / 16QAM

Lowest Band Edge / 1 RB

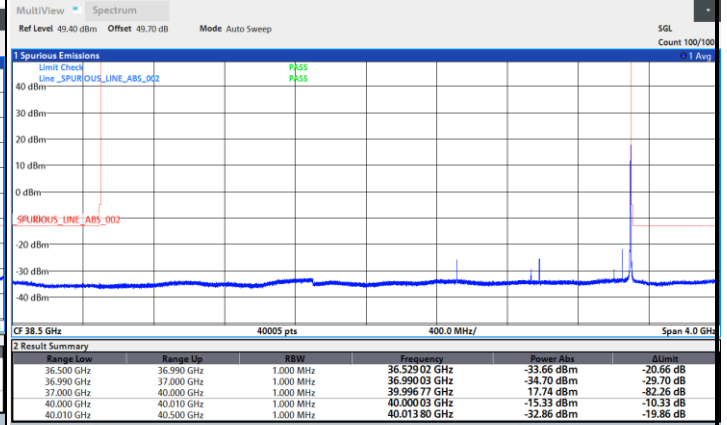
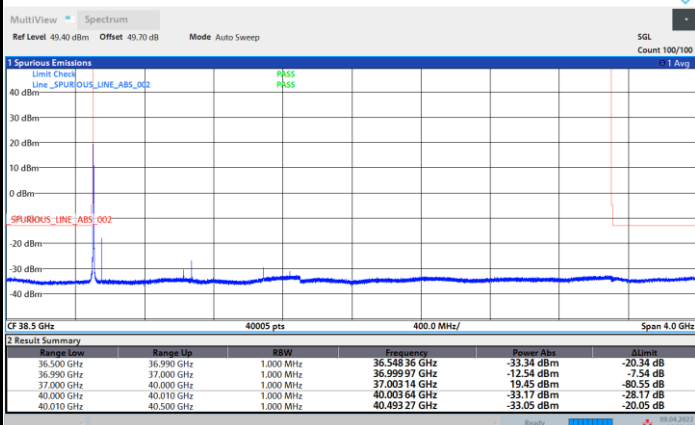
Highest Band Edge / 1 RB



NR Band n260 / 100MHz / 64QAM

Lowest Band Edge / 1 RB

Highest Band Edge / 1 RB



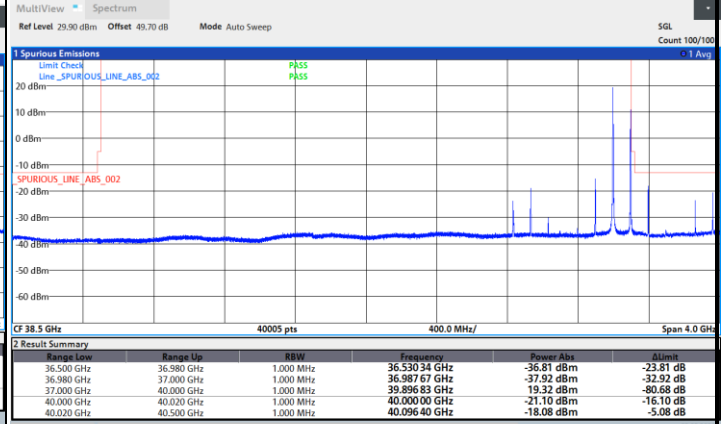
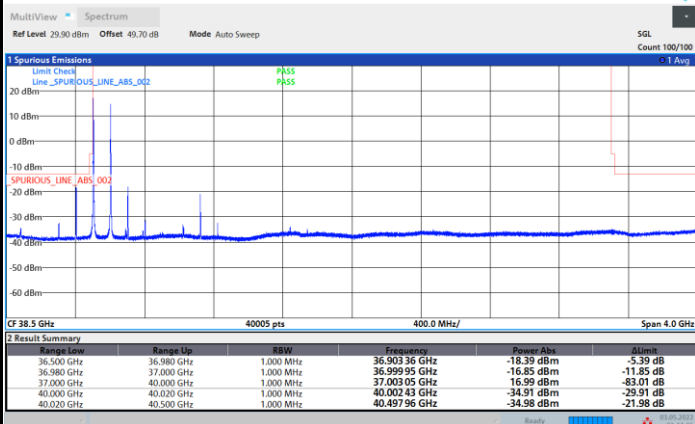


DFT-s-OFDM Module B

NR Band n260 / 200MHz / QPSK

Lowest Band Edge / 1 RB

Highest Band Edge / 1 RB



NR Band n260 / 200MHz / 16QAM

Lowest Band Edge / 1 RB

Highest Band Edge / 1 RB

