

System Check_Head_3500MHz**DUT: D3500V2 - SN1014**

Communication System: CW; Frequency: 3500.000 MHz; Duty Cycle: 1:1

Medium: HSL_3500_230531 Medium parameters used: $f=3500.000$ MHz; $\sigma=2.98$ S/m; $\epsilon_r=38.7$

Ambient Temperature: 23.5°C; Liquid Temperature: 22.5°C

DASY6 Configuration:

- Probe: EX3DV4 - SN7700; ConvF(7.29, 7.29, 7.29); Calibrated: 2023-01-24
- Sensor-Surface: 1.4 mm
- Electronics: DAE4 Sn1697; Calibrated: 2022-12-15
- Phantom: Twin-SAM V4.0 (30deg probe tilt); Serial: 1488; Section: Flat
- Measurement Software: 16.2.4.2448
- UID: CW

Pin=50mW/Area Scan (40.0 mm x 80.0 mm): Measurement Grid: 10.0 mm x 10.0 mm

SAR (1g) = 3.06 W/kg; SAR (10g) = 1.17 W/kg;

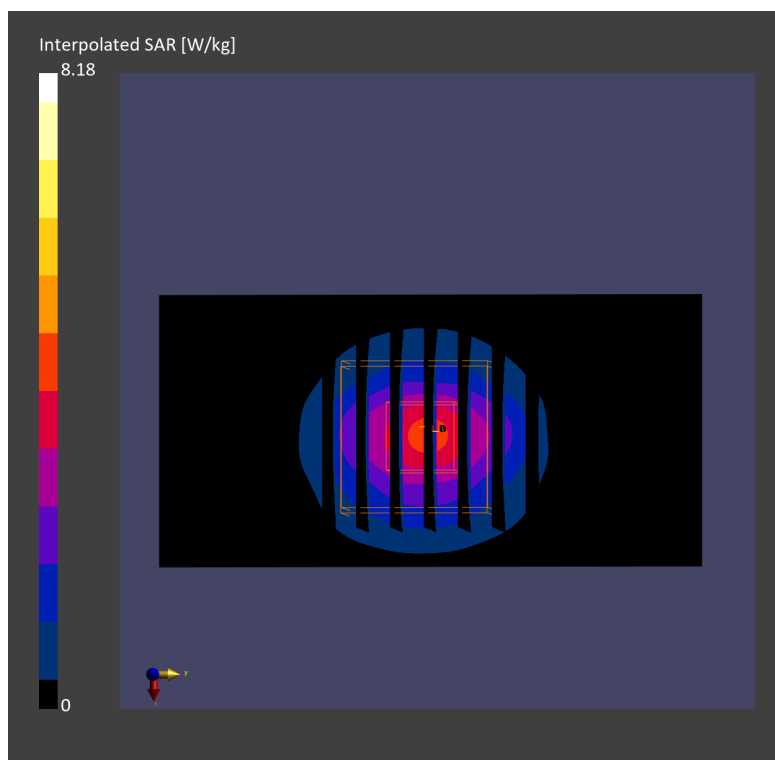
Pin=50mW/Zoom Scan (28.0 mm x 28.0 mm x 28.0 mm): Measurement Grid: 5.0 mm x 5.0 mm x 1.4 mm

Power Drift = 0.05 dB

SAR (1g) = 3.16 W/kg; SAR (8g) = 1.36 W/kg; SAR (10g) = 1.20 W/kg

Smallest distance from peaks to all points 3 dB below = 8.0 mm

Ratio of SAR at M2 to SAR at M1 = 76.6 %



System Check_Head_3500MHz

DUT: D3500V2 - SN1014

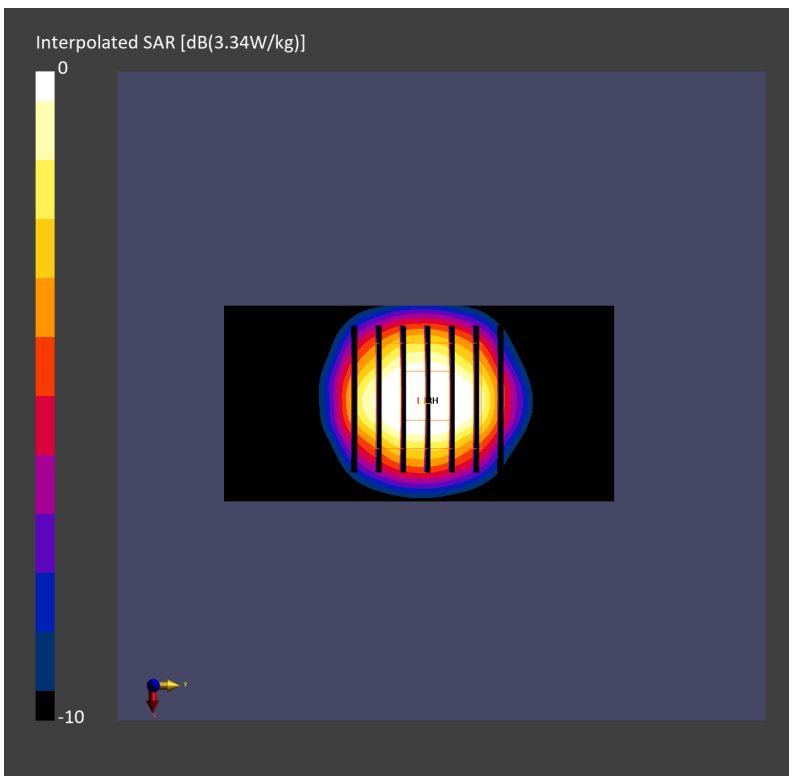
Communication System: CW; Frequency: 3500.000 MHz; Duty Cycle: 1:1
Medium: HSL_3500_230601 Medium parameters used: $f= 3500.000$ MHz; $\sigma= 2.96$ S/m; $\epsilon_r = 38.3$
Ambient Temperature: 23.7°C; Liquid Temperature: 22.7°C

DASY6 Configuration:

- Probe: EX3DV4 - SN3931; ConvF(7.19, 7.19, 7.19); Calibrated: 2022-10-31
- Sensor-Surface: 1.4 mm
- Electronics: DAE4 Sn1696; Calibrated: 2022-11-09
- Phantom: Twin-SAM V8.0 (30deg probe tilt); Serial: 2079_Gap; Section: Flat
- Measurement Software: 16.2.4.2524
- UID: CW

Pin=50mW/Area Scan (40.0 mm x 80.0 mm): Measurement Grid: 10.0 mm x 10.0 mm
SAR (1g) = 3.34 W/kg; SAR (10g) = 1.29 W/kg;

Pin=50mW/Zoom Scan (28.0 mm x 28.0 mm x 28.0 mm): Measurement Grid: 5.0 mm x 5.0 mm x 1.4 mm
Power Drift = -0.02 dB
SAR (1g) = 3.42 W/kg; SAR (8g) = 1.52 W/kg; SAR (10g) = 1.35 W/kg
Smallest distance from peaks to all points 3 dB below = 9.0 mm
Ratio of SAR at M2 to SAR at M1 = 76.3 %



System Check_Head_3500MHz

DUT: D3500V2 - SN1014

Communication System: CW; Frequency: 3500.000 MHz; Duty Cycle: 1:1

Medium: HSL_3500_230601 Medium parameters used: $f=3500.000$ MHz; $\sigma=2.96$ S/m; $\epsilon_r=38.3$

Ambient Temperature: 23.7°C; Liquid Temperature: 22.7°C

DASY6 Configuration:

- Probe: EX3DV4 - SN7590; ConvF(6.98, 6.98, 6.98); Calibrated: 2023-03-23
- Sensor-Surface: 1.4 mm
- Electronics: DAE4 Sn699; Calibrated: 2023-02-22
- Phantom: Twin-SAM V8.0 (30deg probe tilt); Serial: 2079_Gap; Section: Flat
- Measurement Software: 16.2.4.2524
- UID: CW

Pin=50mW/Area Scan (40.0 mm x 80.0 mm): Measurement Grid: 10.0 mm x 10.0 mm

SAR (1g) = 3.41 W/kg; SAR (10g) = 1.31 W/kg;

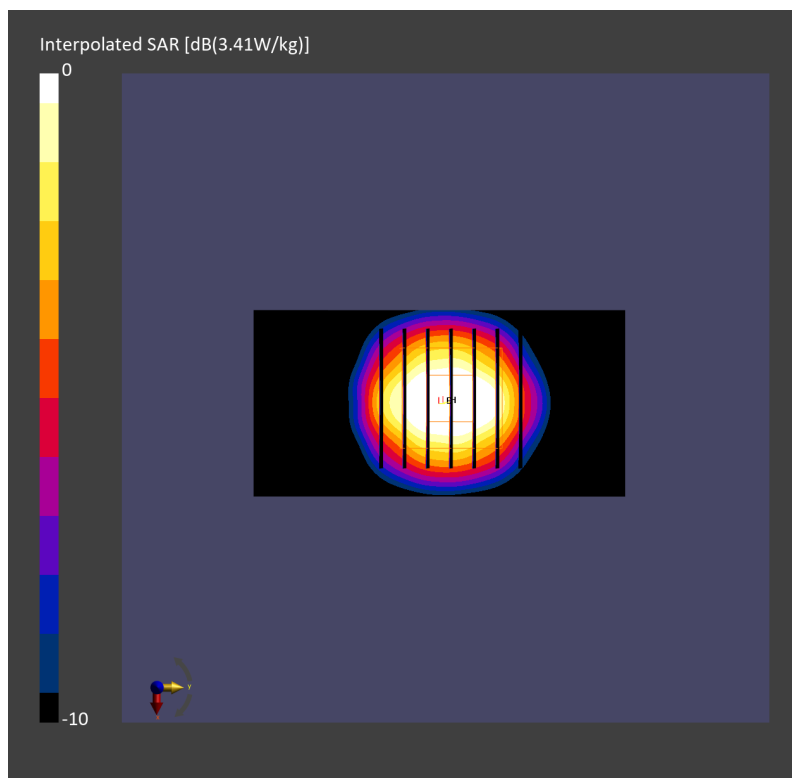
Pin=50mW/Zoom Scan (28.0 mm x 28.0 mm x 28.0 mm): Measurement Grid: 5.0 mm x 5.0 mm x 1.4 mm

Power Drift = 0.00 dB

SAR (1g) = 3.45 W/kg; SAR (8g) = 1.53 W/kg; SAR (10g) = 1.36 W/kg

Smallest distance from peaks to all points 3 dB below = 8.0 mm

Ratio of SAR at M2 to SAR at M1 = 76.6 %



System Check_Head_3500MHz

DUT: D3500V2 - SN1014

Communication System: CW; Frequency: 3500.000 MHz; Duty Cycle: 1:1

Medium: HSL_3500_230602 Medium parameters used: $f = 3500.000$ MHz; $\sigma = 2.92$ S/m; $\epsilon_r = 37.6$

Ambient Temperature: 23.7°C; Liquid Temperature: 22.7°C

DASY6 Configuration:

- Probe: EX3DV4 - SN3931; ConvF(7.19, 7.19, 7.19); Calibrated: 2022-10-31
- Sensor-Surface: 1.4 mm
- Electronics: DAE4 Sn1696; Calibrated: 2022-11-09
- Phantom: Twin-SAM V8.0 (30deg probe tilt); Serial: 2079_Gap; Section: Flat
- Measurement Software: 16.2.4.2524
- UID: CW

Pin=50mW/Area Scan (40.0 mm x 80.0 mm): Measurement Grid: 10.0 mm x 10.0 mm

SAR (1g) = 3.31 W/kg; SAR (10g) = 1.28 W/kg;

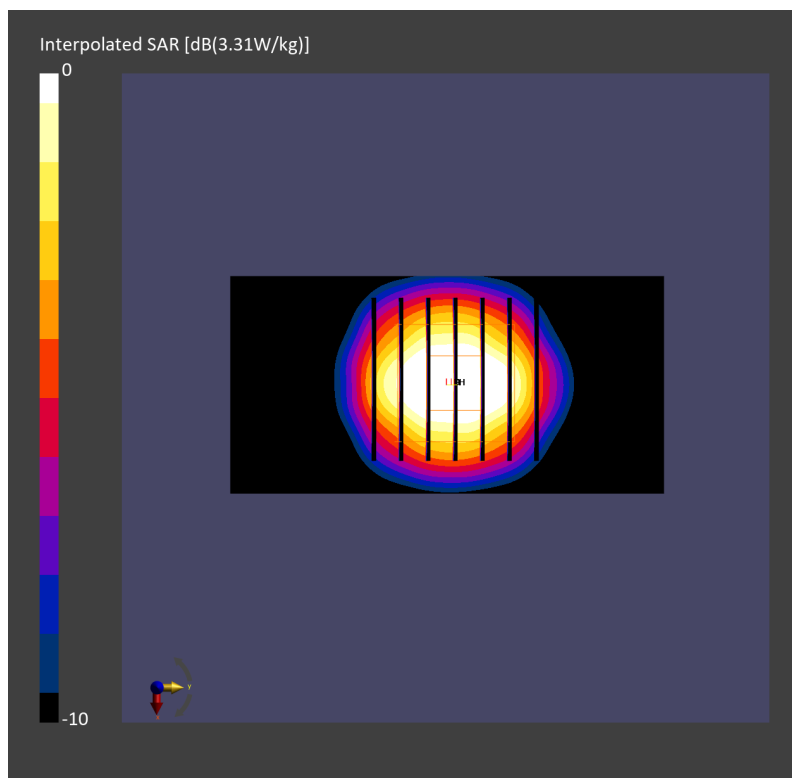
Pin=50mW/Zoom Scan (28.0 mm x 28.0 mm x 28.0 mm): Measurement Grid: 5.0 mm x 5.0 mm x 1.4 mm

Power Drift = 0.01 dB

SAR (1g) = 3.41 W/kg; SAR (8g) = 1.52 W/kg; SAR (10g) = 1.35 W/kg

Smallest distance from peaks to all points 3 dB below = 8.0 mm

Ratio of SAR at M2 to SAR at M1 = 76.5 %



System Check_Head_3500MHz

DUT: D3500V2 - SN1014

Communication System: CW; Frequency: 3500.000 MHz; Duty Cycle: 1:1
Medium: HSL_3500_230602 Medium parameters used: $f=3500.000$ MHz; $\sigma=2.98$ S/m; $\epsilon_r=37.6$
Ambient Temperature: 23.4°C; Liquid Temperature: 22.4°C

DASY6 Configuration:

- Probe: EX3DV4 - SN7791; ConvF(6.07, 6.76, 6.09); Calibrated: 2023-02-22
- Sensor-Surface: 1.4 mm
- Electronics: DAE4 Sn1647; Calibrated: 2022-11-18
- Phantom: Twin-SAM V8.0 (30deg probe tilt); Serial: 1919; Section: Flat
- Measurement Software: 16.2.4.2524
- UID: CW

Pin=50mW/Area Scan (40.0 mm x 80.0 mm): Measurement Grid: 10.0 mm x 10.0 mm
SAR (1g) = 3.03 W/kg; SAR (10g) = 1.20 W/kg;

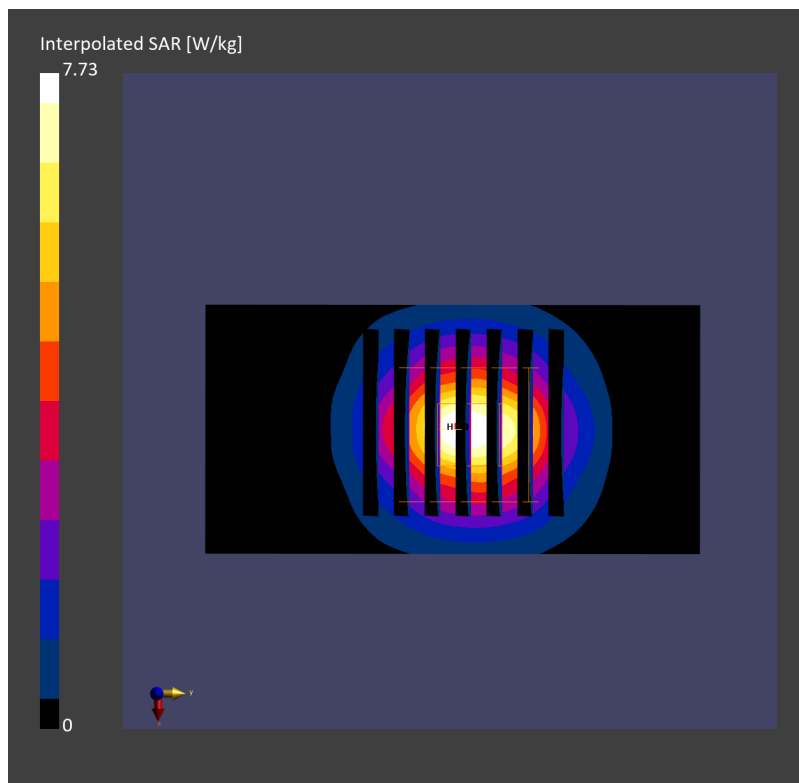
Pin=50mW/Zoom Scan (28.0 mm x 28.0 mm x 28.0 mm): Measurement Grid: 5.0 mm x 5.0 mm x 1.4 mm

Power Drift = 0.00 dB

SAR (1g) = 3.10 W/kg; SAR (8g) = 1.40 W/kg; SAR (10g) = 1.24 W/kg

Smallest distance from peaks to all points 3 dB below = 9.0 mm

Ratio of SAR at M2 to SAR at M1 = 76.0 %



System Check_Head_3500MHz

DUT: D3500V2 - SN1014

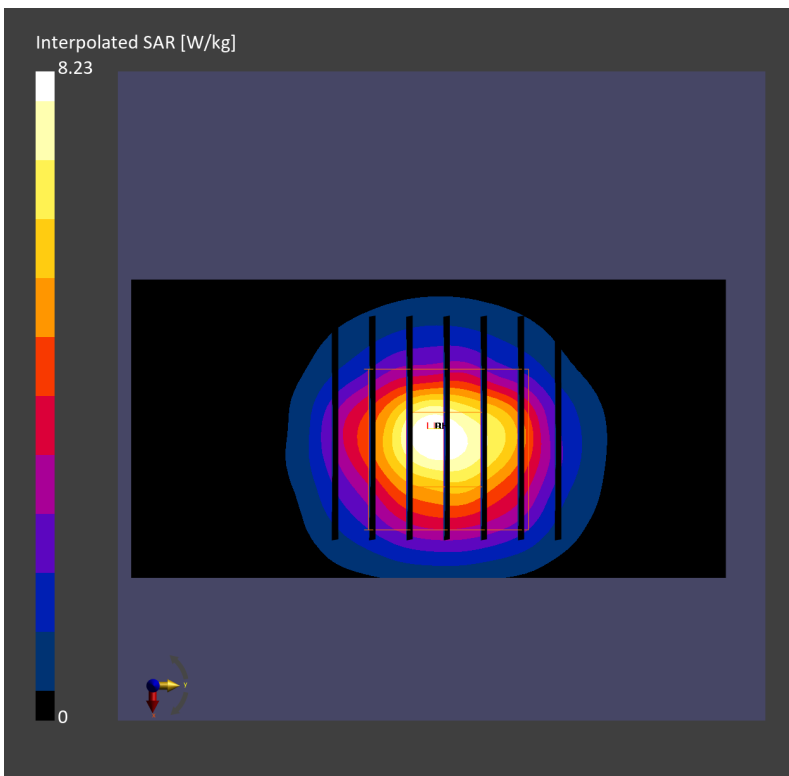
Communication System: CW; Frequency: 3500.000 MHz; Duty Cycle: 1:1
Medium: HSL_3500_230602 Medium parameters used: $f=3500.000$ MHz; $\sigma=2.94$ S/m; $\epsilon_r=38.3$
Ambient Temperature: 23.5°C; Liquid Temperature: 22.5°C

DASY6 Configuration:

- Probe: EX3DV4 - SN7700; ConvF(7.29, 7.29, 7.29); Calibrated: 2023-01-24
- Sensor-Surface: 1.4 mm
- Electronics: DAE4 Sn1697; Calibrated: 2022-12-15
- Phantom: Twin-SAM V4.0 (30deg probe tilt); Serial: 1488; Section: Flat
- Measurement Software: 16.2.4.2448
- UID: CW

Pin=50mW/Area Scan (40.0 mm x 80.0 mm): Measurement Grid: 10.0 mm x 10.0 mm
SAR (1g) = 3.21 W/kg; SAR (10g) = 1.24 W/kg;

Pin=50mW/Zoom Scan (28.0 mm x 28.0 mm x 28.0 mm): Measurement Grid: 5.0 mm x 5.0 mm x 1.4 mm
Power Drift = -0.03 dB
SAR (1g) = 3.24 W/kg; SAR (8g) = 1.40 W/kg; SAR (10g) = 1.24 W/kg
Smallest distance from peaks to all points 3 dB below = 8.0 mm
Ratio of SAR at M2 to SAR at M1 = 77.8 %



System Check_Head_3500MHz

DUT: D3500V2 - SN1014

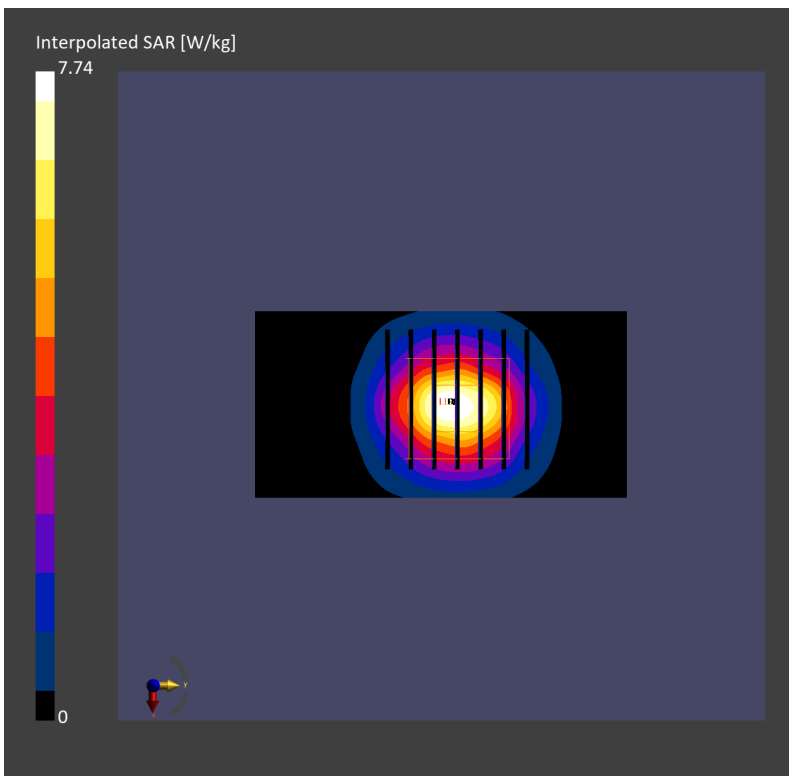
Communication System: CW; Frequency: 3500.000 MHz; Duty Cycle: 1:1
Medium: HSL_3500_230603 Medium parameters used: $f= 3500.000$ MHz; $\sigma= 2.85$ S/m; $\epsilon_r = 36.9$
Ambient Temperature: 23.5°C; Liquid Temperature: 22.5°C

DASY6 Configuration:

- Probe: EX3DV4 - SN7791; ConvF(6.07, 6.76, 6.09); Calibrated: 2023-02-22
- Sensor-Surface: 1.4 mm
- Electronics: DAE4 Sn1647; Calibrated: 2022-11-18
- Phantom: Twin-SAM V8.0 (30deg probe tilt); Serial: 1919; Section: Flat
- Measurement Software: 16.2.4.2524
- UID: CW

Pin=50mW/Area Scan (40.0 mm x 80.0 mm): Measurement Grid: 10.0 mm x 10.0 mm
SAR (1g) = 2.99 W/kg; SAR (10g) = 1.19 W/kg;

Pin=50mW/Zoom Scan (28.0 mm x 28.0 mm x 28.0 mm): Measurement Grid: 5.0 mm x 5.0 mm x 1.4 mm
Power Drift = 0.01 dB
SAR (1g) = 3.08 W/kg; SAR (8g) = 1.39 W/kg; SAR (10g) = 1.23 W/kg
Smallest distance from peaks to all points 3 dB below = 9.3 mm
Ratio of SAR at M2 to SAR at M1 = 75.9 %



System Check_Head_3500MHz

D3500V2-1014

Communication System: CW; Frequency: 3500.000 MHz; Duty Cycle: 1:1

Medium: HSL_3500_230605 Medium parameters used: $f = 3500.000$ MHz; $\sigma = 3.01$ S/m; $\epsilon_r = 37.7$

Ambient Temperature: 23.7°C; Liquid Temperature: 22.7°C

DASY6 Configuration:

- Probe: EX3DV4 - SN7791; ConvF(6.07, 6.76, 6.09); Calibrated: 2023-02-22
- Sensor-Surface: 1.4 mm
- Electronics: DAE4 Sn1647; Calibrated: 2022-11-18
- Phantom: Twin-SAM V8.0 (30deg probe tilt); Serial: 1919; Section: Flat
- Measurement Software: 16.2.4.2524
- UID: CW

Pin=50mW/Area Scan (40.0 mm x 80.0 mm): Measurement Grid: 10.0 mm x 10.0 mm

SAR (1g) = 3.11 W/kg; SAR (10g) = 1.24 W/kg;

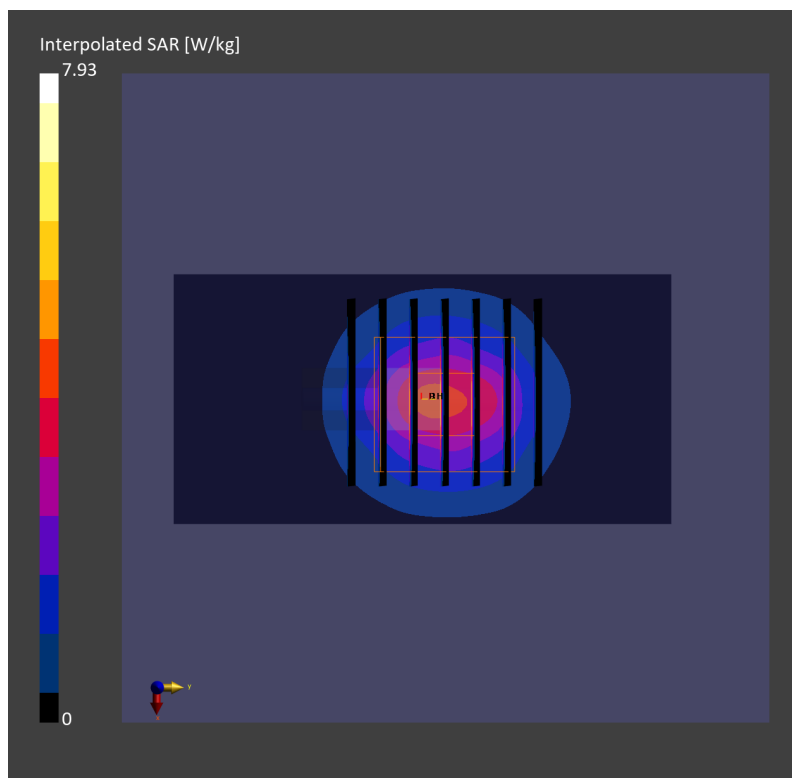
Pin=50mW/Zoom Scan (28.0 mm x 28.0 mm x 28.0 mm): Measurement Grid: 5.0 mm x 5.0 mm x 1.4 mm

Power Drift = 0.00 dB

SAR (1g) = 3.18 W/kg; SAR (8g) = 1.44 W/kg; SAR (10g) = 1.28 W/kg

Smallest distance from peaks to all points 3 dB below = 9.0 mm

Ratio of SAR at M2 to SAR at M1 = 76.5 %



System Check_Head_3500MHz

DUT: D3500V2 - SN1014

Communication System: CW; Frequency: 3500.000 MHz; Duty Cycle: 1:1

Medium: HSL_3500_230605 Medium parameters used: $f=3500.000$ MHz; $\sigma=2.91$ S/m; $\epsilon_r=37.9$

Ambient Temperature: 23.5°C; Liquid Temperature: 22.5°C

DASY6 Configuration:

- Probe: EX3DV4 - SN7700; ConvF(7.29, 7.29, 7.29); Calibrated: 2023-01-24
- Sensor-Surface: 1.4 mm
- Electronics: DAE4 Sn1697; Calibrated: 2022-12-15
- Phantom: Twin-SAM V4.0 (30deg probe tilt); Serial: 1488; Section: Flat
- Measurement Software: 16.2.4.2448
- UID: CW

Pin=50mW/Area Scan (40.0 mm x 80.0 mm): Measurement Grid: 10.0 mm x 10.0 mm

SAR (1g) = 3.13 W/kg; SAR (10g) = 1.17 W/kg;

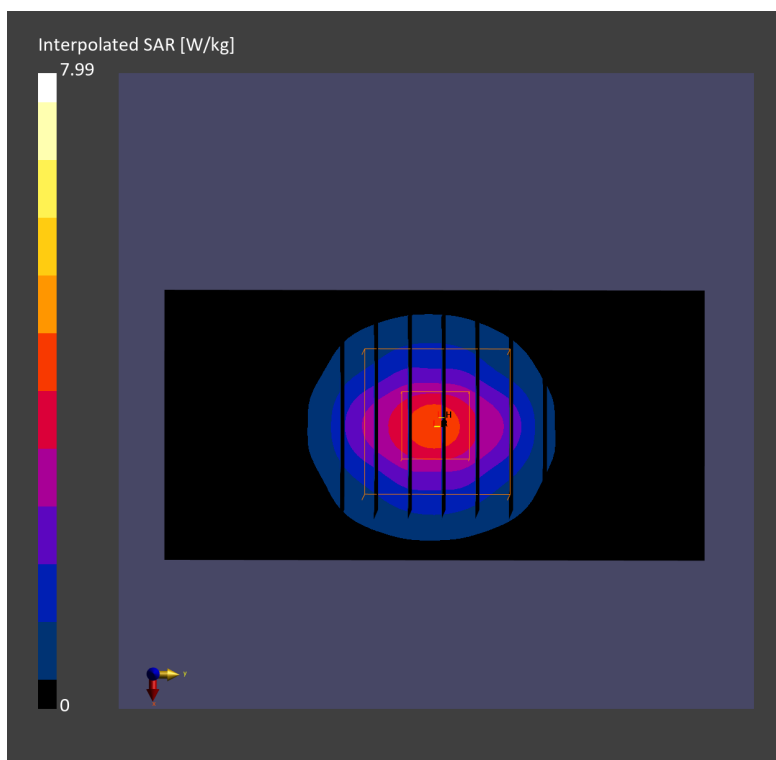
Pin=50mW/Zoom Scan (28.0 mm x 28.0 mm x 28.0 mm): Measurement Grid: 5.0 mm x 5.0 mm x 1.4 mm

Power Drift = -0.00 dB

SAR (1g) = 3.15 W/kg; SAR (8g) = 1.36 W/kg; SAR (10g) = 1.20 W/kg

Smallest distance from peaks to all points 3 dB below = 8.0 mm

Ratio of SAR at M2 to SAR at M1 = 76.9 %



System Check_Head_3500MHz

DUT: D3500V2 - SN1014

Communication System: CW; Frequency: 3500.000 MHz; Duty Cycle: 1:1

Medium: HSL_3500_230606 Medium parameters used: $f = 3500.000$ MHz; $\sigma = 2.88$ S/m; $\epsilon_r = 37.0$

Ambient Temperature: 23.6°C; Liquid Temperature: 22.6°C

DASY6 Configuration:

- Probe: EX3DV4 - SN7791; ConvF(6.07, 6.76, 6.09); Calibrated: 2023-02-22
- Sensor-Surface: 1.4 mm
- Electronics: DAE4 Sn1647; Calibrated: 2022-11-18
- Phantom: Twin-SAM V8.0 (30deg probe tilt); Serial: 1919; Section: Flat
- Measurement Software: 16.2.4.2524
- UID: CW

Pin=50mW/Area Scan (40.0 mm x 80.0 mm): Measurement Grid: 10.0 mm x 10.0 mm

SAR (1g) = 3.21 W/kg; SAR (10g) = 1.27 W/kg;

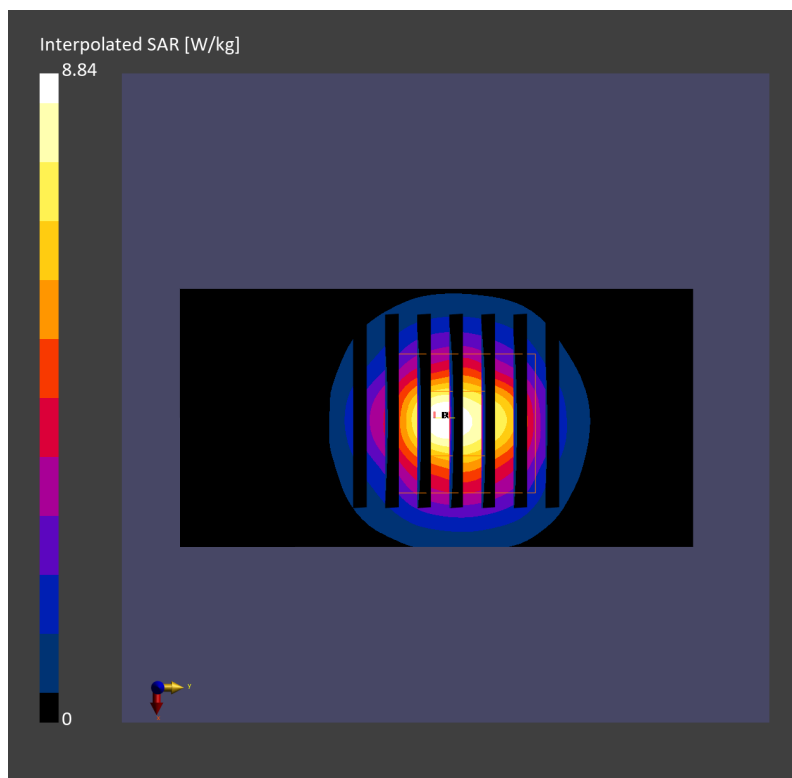
Pin=50mW/Zoom Scan (28.0 mm x 28.0 mm x 28.0 mm): Measurement Grid: 5.0 mm x 5.0 mm x 1.4 mm

Power Drift = 0.03 dB

SAR (1g) = 3.31 W/kg; SAR (8g) = 1.48 W/kg; SAR (10g) = 1.32 W/kg

Smallest distance from peaks to all points 3 dB below = 9.0 mm

Ratio of SAR at M2 to SAR at M1 = 75.8 %



System Check_Head_3500MHz

D3500V2 - SN1014

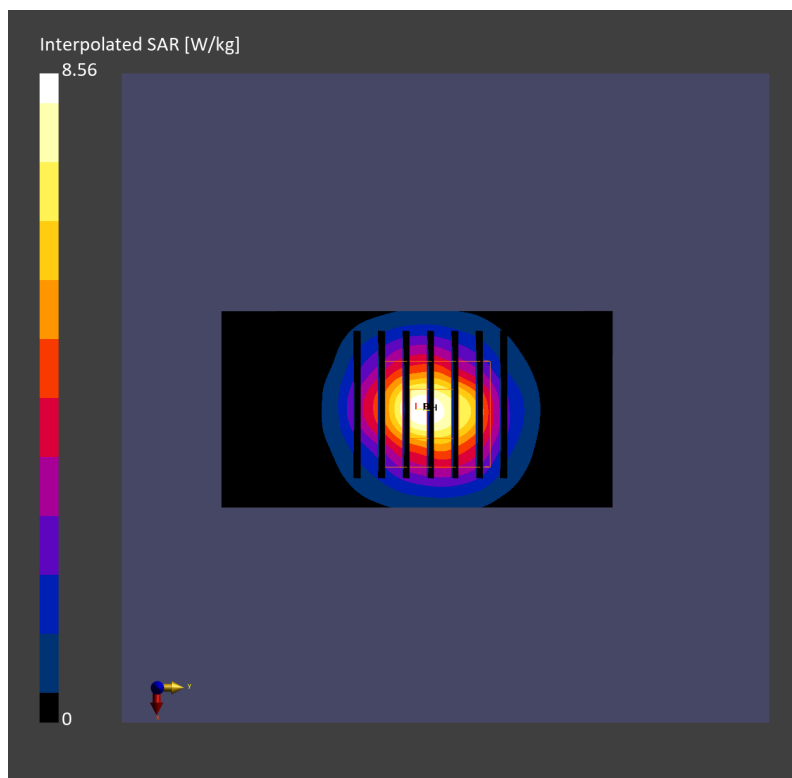
Communication System: CW; Frequency: 3500.000 MHz; Duty Cycle: 1:1
Medium: HSL_3500_230607 Medium parameters used: $f= 3500.000$ MHz; $\sigma= 2.90$ S/m; $\epsilon_r = 36.9$
Ambient Temperature: 23.2°C; Liquid Temperature: 22.2°C

DASY6 Configuration:

- Probe: EX3DV4 - SN7791; ConvF(6.07, 6.76, 6.09); Calibrated: 2023-02-22
- Sensor-Surface: 1.4 mm
- Electronics: DAE4 Sn1647; Calibrated: 2022-11-18
- Phantom: Twin-SAM V8.0 (30deg probe tilt); Serial: 1919; Section: Flat
- Measurement Software: 16.2.4.2524
- UID: CW

Pin=50mW/Area Scan (40.0 mm x 80.0 mm): Measurement Grid: 10.0 mm x 10.0 mm
SAR (1g) = 3.30 W/kg; SAR (10g) = 1.30 W/kg;

Pin=50mW/Zoom Scan (28.0 mm x 28.0 mm x 28.0 mm): Measurement Grid: 5.0 mm x 5.0 mm x 1.4 mm
Power Drift = -0.01 dB
SAR (1g) = 3.40 W/kg; SAR (8g) = 1.52 W/kg; SAR (10g) = 1.35 W/kg
Smallest distance from peaks to all points 3 dB below = 8.6 mm
Ratio of SAR at M2 to SAR at M1 = 75.7 %



System Check_Head_3500MHz

DUT: D3500V2 - SN1014

Communication System: CW; Frequency: 3500.000 MHz; Duty Cycle: 1:1

Medium: HSL_3500_230608 Medium parameters used: $f = 3500.000$ MHz; $\sigma = 2.98$ S/m; $\epsilon_r = 38.2$

Ambient Temperature: 23.8°C; Liquid Temperature: 22.8°C

DASY6 Configuration:

- Probe: EX3DV4 - SN3976; ConvF(7.01, 7.01, 7.01); Calibrated: 2023-02-21
- Sensor-Surface: 1.4 mm
- Electronics: DAE4 Sn661; Calibrated: 2023-05-23
- Phantom: Twin-SAM V8.0 (30deg probe tilt); Serial: 2079; Section: Flat
- Measurement Software: 16.2.4.2524
- UID: CW

Pin=50mW/Area Scan (40.0 mm x 80.0 mm): Measurement Grid: 10.0 mm x 10.0 mm

SAR (1g) = 3.46 W/kg; SAR (10g) = 1.33 W/kg;

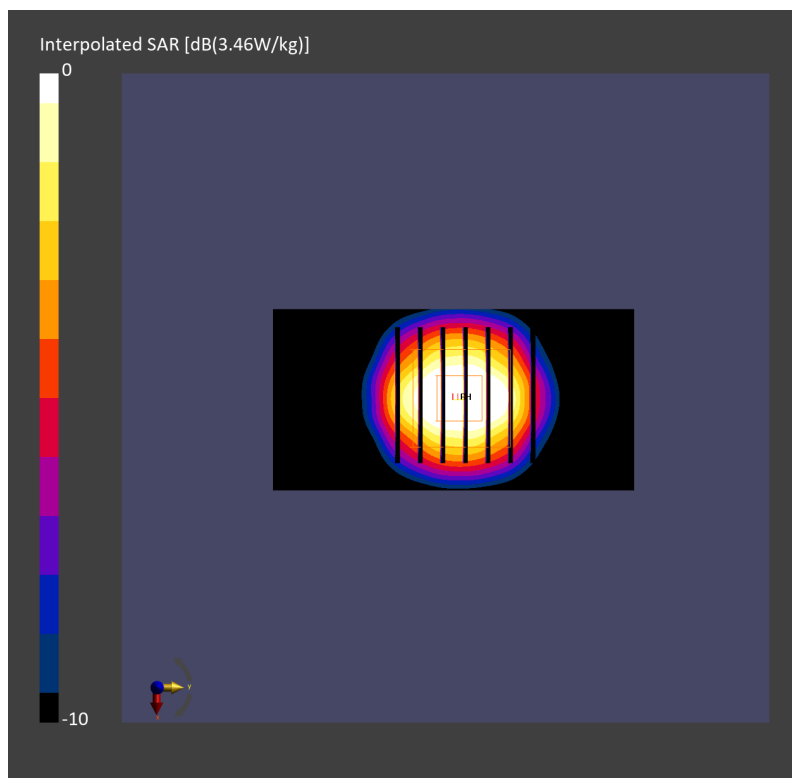
Pin=50mW/Zoom Scan (28.0 mm x 28.0 mm x 28.0 mm): Measurement Grid: 5.0 mm x 5.0 mm x 1.4 mm

Power Drift = -0.09 dB

SAR (1g) = 3.44 W/kg; SAR (8g) = 1.53 W/kg; SAR (10g) = 1.36 W/kg

Smallest distance from peaks to all points 3 dB below = 8.3 mm

Ratio of SAR at M2 to SAR at M1 = 77.6 %



System Check_Head_3500MHz

DUT: D3500V2-SN1014

Communication System: CW; Frequency: 3500 MHz; Duty Cycle: 1:1

Medium: HSL_3500_230707 Medium parameters used: $f = 3500$ MHz; $\sigma = 2.95$ S/m; $\epsilon_r = 38.3$

Ambient Temperature: 23.3°C; Liquid Temperature: 22.3°C

DASY6 Configuration:

- Probe: EX3DV4 - SN7694; ConvF(6.95, 6.95, 6.95); Calibrated: 2022-11-15
- Sensor-Surface: 1.4 mm
- Electronics: DAE4 Sn316; Calibrated: 2023-01-23
- Phantom: Twin-SAM V8.0 (30deg probe tilt); Serial: 2079_For Gap; Section: Flat
- Measurement Software: 16.2.4.2524
- UID: CW

Pin=50mW/Area Scan (40.0 mm x 80.0 mm): Measurement Grid: 10.0 mm x 10.0 mm
SAR (1g) = 3.14 W/kg; SAR (10g) = 1.19 W/kg;

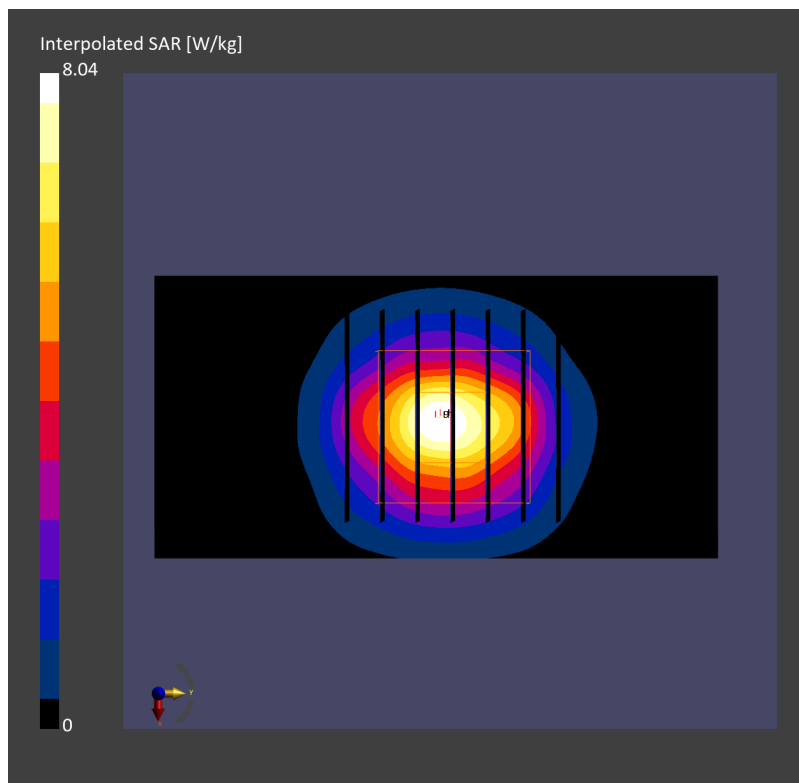
Pin=50mW/Zoom Scan (28.0 mm x 28.0 mm x 28.0 mm): Measurement Grid: 5.0 mm x 5.0 mm x 1.4 mm

Power Drift = 0.00 dB

SAR (1g) = 3.22 W/kg; SAR (8g) = 1.40 W/kg; SAR (10g) = 1.24 W/kg

Smallest distance from peaks to all points 3 dB below = 8.0 mm

Ratio of SAR at M2 to SAR at M1 = 77.0 %



System Check_Head_3500MHz

DUT: D3500V2 - SN1014

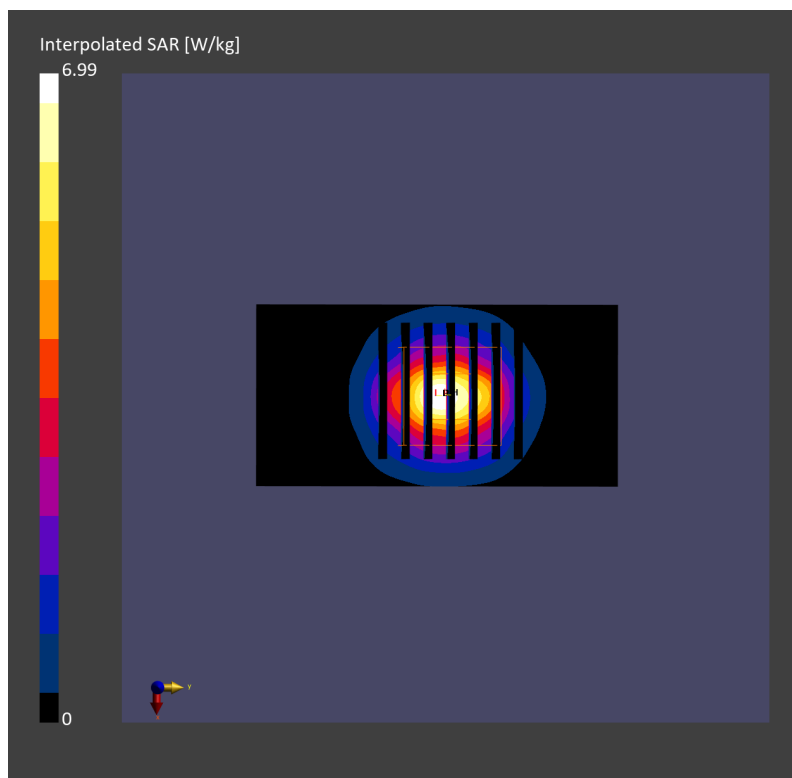
Communication System: CW; Frequency: 3500.0 MHz; Duty Cycle: 1:1
Medium: HSL_3500_230707 Medium parameters used: $f = 3500.0$ MHz; $\sigma = 2.96$ S/m; $\epsilon_r = 37.5$
Ambient Temperature: 23.8°C; Liquid Temperature: 22.8°C

DASY6 Configuration:

- Probe: EX3DV4 - SN3976; ConvF(7.01, 7.01, 7.01); Calibrated: 2023-02-21
- Sensor-Surface: 1.4 mm
- Electronics: DAE4 Sn1707; Calibrated: 2022-12-15
- Phantom: Twin-SAM V8.0 (30deg probe tilt); Serial: 2079_Gap; Section: Flat
- Measurement Software: 16.2.2.1588
- UID: CW, 0--

Pin=47mW/Area Scan (40.0 mm x 80.0 mm): Measurement Grid: 10.0 mm x 10.0 mm
SAR (1g) = 2.87 W/kg; SAR (10g) = 1.09 W/kg;

Pin=47mW/Zoom Scan (28.0 mm x 28.0 mm x 28.0 mm): Measurement Grid: 5.0 mm x 5.0 mm x 1.4 mm
Power Drift = -0.02 dB
SAR (1g) = 2.90 W/kg; SAR (8g) = 1.27 W/kg; SAR (10g) = 1.12 W/kg
Smallest distance from peaks to all points 3 dB below = 8.1 mm
Ratio of SAR at M2 to SAR at M1 = 78.4 %



System Check_Head_3700MHz

DUT: D3700V2 - SN1006

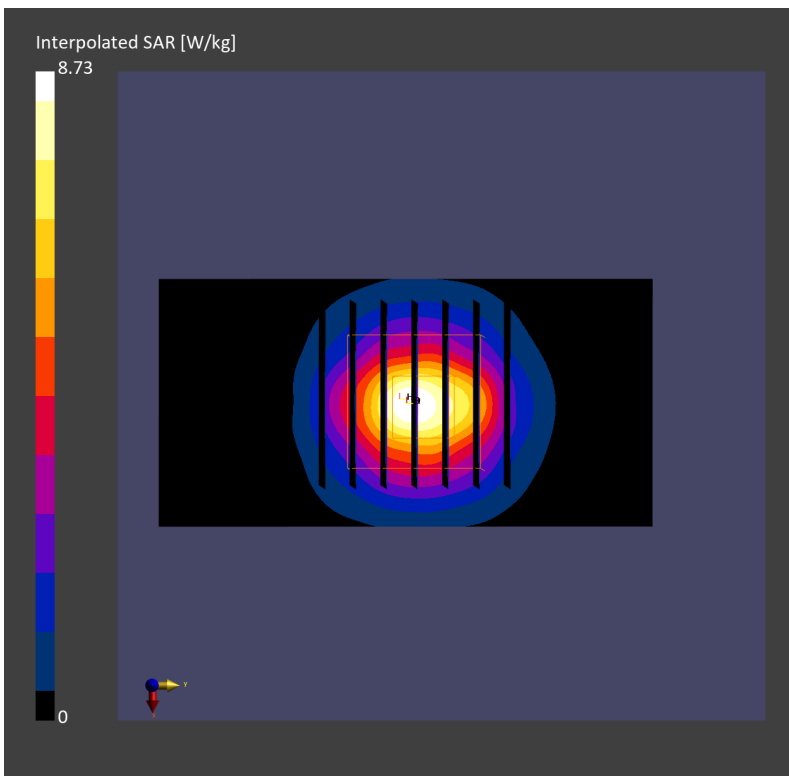
Communication System: CW; Frequency: 3700.000 MHz; Duty Cycle: 1:1
Medium: HSL_3700_230520 Medium parameters used: $f= 3700.000$ MHz; $\sigma= 3.21$ S/m; $\epsilon_r = 38.2$
Ambient Temperature: 23.5°C; Liquid Temperature: 22.5°C

DASY6 Configuration:

- Probe: EX3DV4 - SN3931; ConvF(7.06, 7.06, 7.06); Calibrated: 2022-10-31
- Sensor-Surface: 1.4 mm
- Electronics: DAE4 Sn1696; Calibrated: 2022-11-09
- Phantom: Twin-SAM V8.0 (30deg probe tilt); Serial: 2079; Section: Flat
- Measurement Software: 16.2.4.2524
- UID: CW

Pin=50mW/Area Scan (40.0 mm x 80.0 mm): Measurement Grid: 10.0 mm x 10.0 mm
SAR (1g) = 3.30 W/kg; SAR (10g) = 1.23 W/kg;

Pin=50mW/Zoom Scan (28.0 mm x 28.0 mm x 28.0 mm): Measurement Grid: 5.0 mm x 5.0 mm x 1.4 mm
Power Drift = 0.07 dB
SAR (1g) = 3.38 W/kg; SAR (8g) = 1.46 W/kg; SAR (10g) = 1.29 W/kg
Smallest distance from peaks to all points 3 dB below = 8.6 mm
Ratio of SAR at M2 to SAR at M1 = 75.3 %



System Check_Head_3700MHz

DUT: D3700V2 - SN1022

Communication System: CW; Frequency: 3700.000 MHz; Duty Cycle: 1:1

Medium: HSL_3700_230528 Medium parameters used: $f = 3700.000$ MHz; $\sigma = 3.25$ S/m; $\epsilon_r = 38.4$

Ambient Temperature: 23.7°C; Liquid Temperature: 22.7°C

DASY6 Configuration:

- Probe: EX3DV4 - SN3931; ConvF(7.06, 7.06, 7.06); Calibrated: 2022-10-31
- Sensor-Surface: 1.4 mm
- Electronics: DAE4 Sn1696; Calibrated: 2022-11-09
- Phantom: Twin-SAM V8.0 (30deg probe tilt); Serial: 2079; Section: Flat
- Measurement Software: 16.2.4.2524
- UID: CW

Pin=50mW/Area Scan (40.0 mm x 80.0 mm): Measurement Grid: 10.0 mm x 10.0 mm

SAR (1g) = 3.42 W/kg; SAR (10g) = 1.30 W/kg;

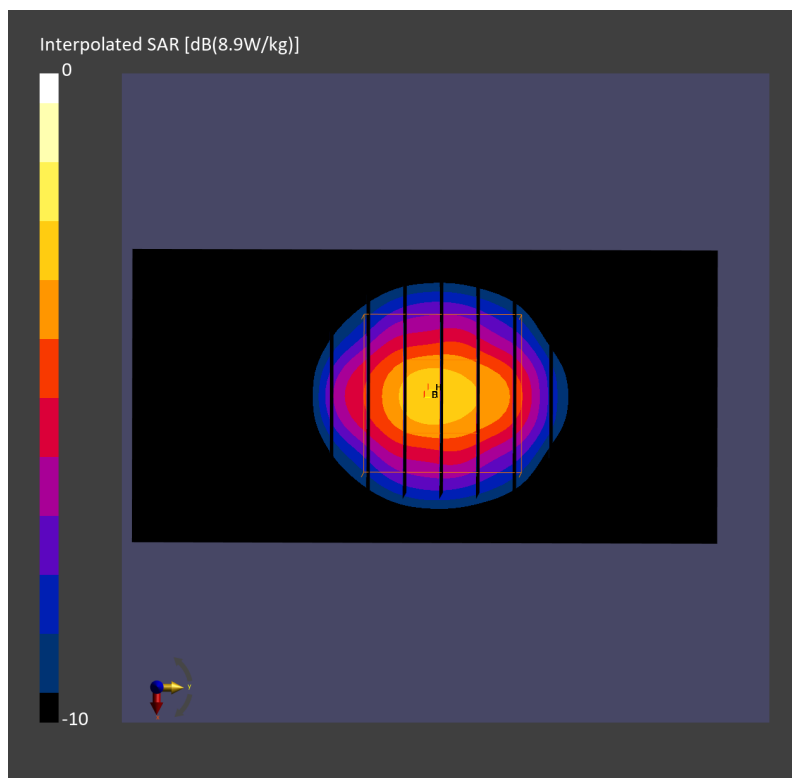
Pin=50mW/Zoom Scan (28.0 mm x 28.0 mm x 28.0 mm): Measurement Grid: 5.0 mm x 5.0 mm x 1.4 mm

Power Drift = -0.01 dB

SAR (1g) = 3.50 W/kg; SAR (8g) = 1.55 W/kg; SAR (10g) = 1.35 W/kg

Smallest distance from peaks to all points 3 dB below = 9.0 mm

Ratio of SAR at M2 to SAR at M1 = 75.6 %



System Check_Head_3700MHz

DUT: D3700V2 - SN1006

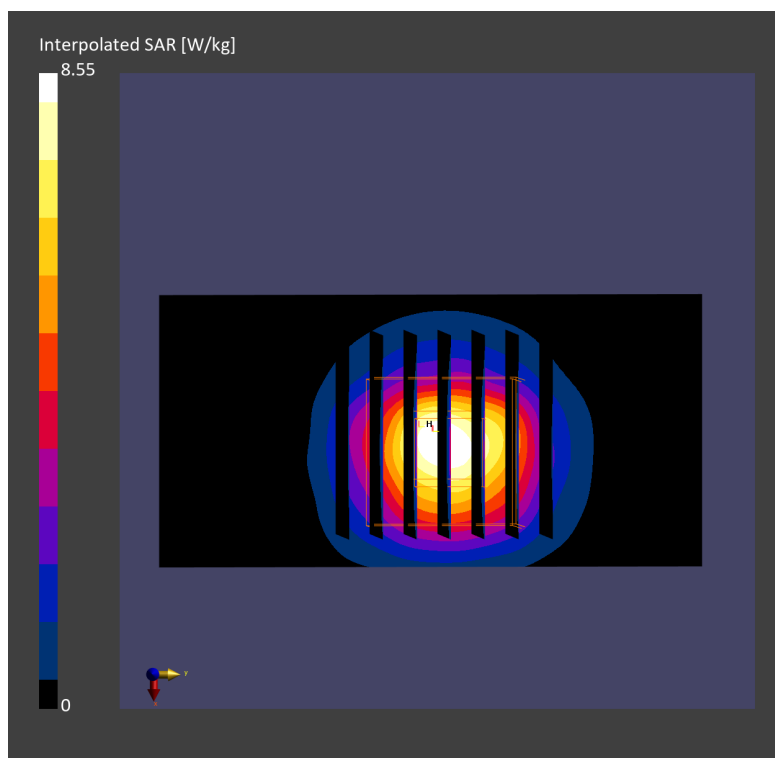
Communication System: CW; Frequency: 3700.000 MHz; Duty Cycle: 1:1
Medium: HSL_3700_230531 Medium parameters used: $f=3700.000$ MHz; $\sigma=3.19$ S/m; $\epsilon_r=38.5$
Ambient Temperature: 23.5°C; Liquid Temperature: 22.5°C

DASY6 Configuration:

- Probe: EX3DV4 - SN7700; ConvF(7.25, 7.25, 7.25); Calibrated: 2023-01-24
- Sensor-Surface: 1.4 mm
- Electronics: DAE4 Sn1697; Calibrated: 2022-12-15
- Phantom: Twin-SAM V4.0 (30deg probe tilt); Serial: 1488; Section: Flat
- Measurement Software: 16.2.4.2448
- UID: CW

Pin=50mW/Area Scan (40.0 mm x 80.0 mm): Measurement Grid: 10.0 mm x 10.0 mm
SAR (1g) = 3.07 W/kg; SAR (10g) = 1.18 W/kg;

Pin=50mW/Zoom Scan (28.0 mm x 28.0 mm x 28.0 mm): Measurement Grid: 5.0 mm x 5.0 mm x 1.4 mm
Power Drift = 0.02 dB
SAR (1g) = 3.18 W/kg; SAR (8g) = 1.33 W/kg; SAR (10g) = 1.17 W/kg
Smallest distance from peaks to all points 3 dB below = 8.1 mm
Ratio of SAR at M2 to SAR at M1 = 76.2 %



System Check_Head_3700MHz

DUT: D3700V2 - SN1006

Communication System: CW; Frequency: 3700.000 MHz; Duty Cycle: 1:1

Medium: HSL_3700_230601 Medium parameters used: $f = 3700.000$ MHz; $\sigma = 3.17$ S/m; $\epsilon_r = 38.1$

Ambient Temperature: 23.7°C; Liquid Temperature: 22.7°C

DASY6 Configuration:

- Probe: EX3DV4 - SN3931; ConvF(7.06, 7.06, 7.06); Calibrated: 2022-10-31
- Sensor-Surface: 1.4 mm
- Electronics: DAE4 Sn1696; Calibrated: 2022-11-09
- Phantom: Twin-SAM V8.0 (30deg probe tilt); Serial: 2079_Gap; Section: Flat
- Measurement Software: 16.2.4.2524
- UID: CW

Pin=50mW/Area Scan (40.0 mm x 80.0 mm): Measurement Grid: 10.0 mm x 10.0 mm

SAR (1g) = 3.42 W/kg; SAR (10g) = 1.29 W/kg;

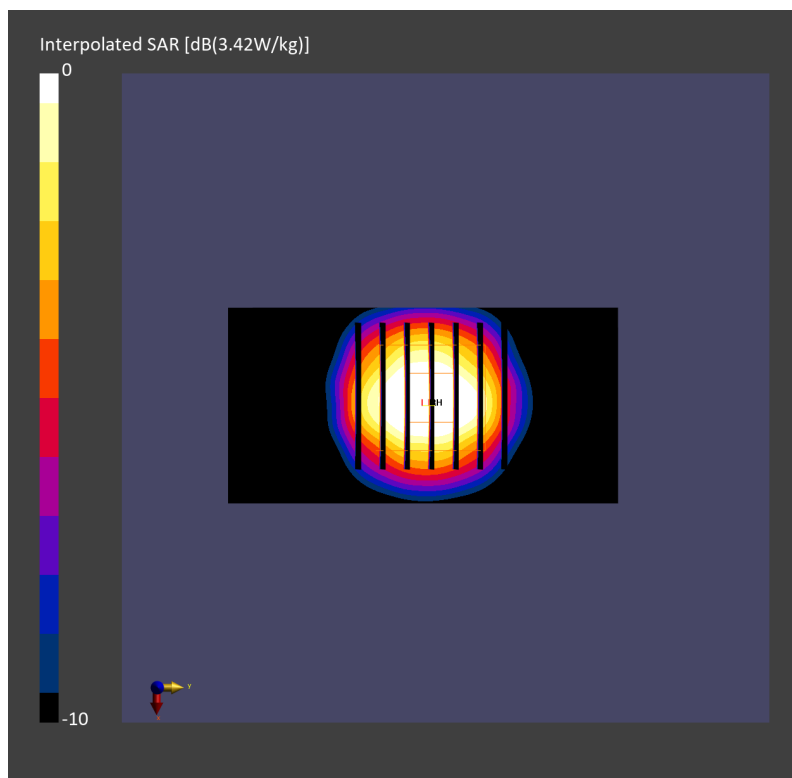
Pin=50mW/Zoom Scan (28.0 mm x 28.0 mm x 28.0 mm): Measurement Grid: 5.0 mm x 5.0 mm x 1.4 mm

Power Drift = 0.02 dB

SAR (1g) = 3.56 W/kg; SAR (8g) = 1.54 W/kg; SAR (10g) = 1.25 W/kg

Smallest distance from peaks to all points 3 dB below = 8.6 mm

Ratio of SAR at M2 to SAR at M1 = 75.3 %



System Check_Head_3700MHz

DUT: D3700V2 - SN1006

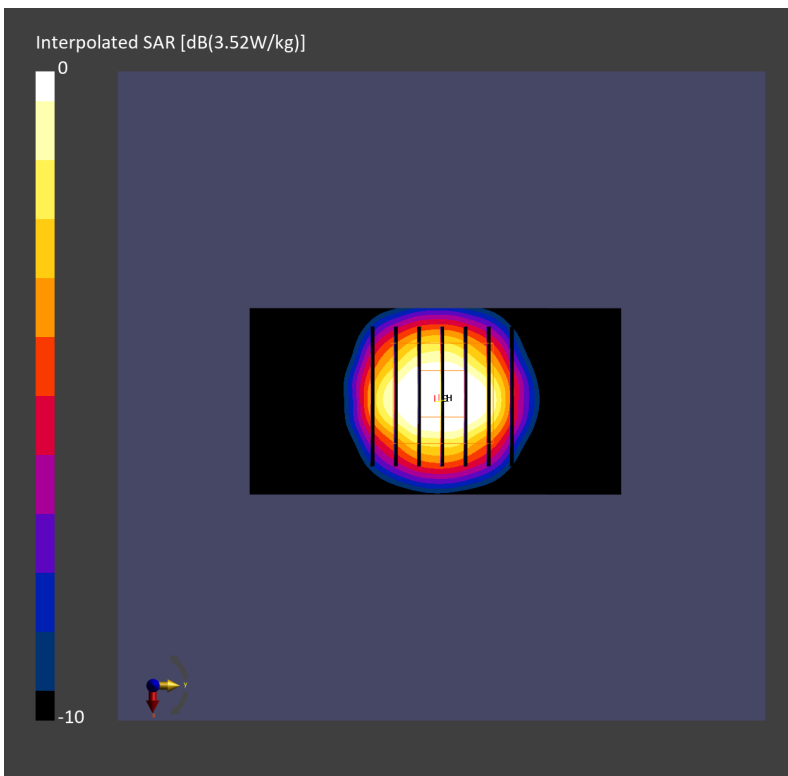
Communication System: CW; Frequency: 3700.000 MHz; Duty Cycle: 1:1
Medium: HSL_3700_230601 Medium parameters used: $f = 3700.000$ MHz; $\sigma = 3.17$ S/m; $\epsilon_r = 38.1$
Ambient Temperature: 23.7°C; Liquid Temperature: 22.7°C

DASY6 Configuration:

- Probe: EX3DV4 - SN7590; ConvF(6.93, 6.93, 6.93); Calibrated: 2023-03-23
- Sensor-Surface: 1.4 mm
- Electronics: DAE4 Sn699; Calibrated: 2023-02-22
- Phantom: Twin-SAM V8.0 (30deg probe tilt); Serial: 2079_Gap; Section: Flat
- Measurement Software: 16.2.4.2524
- UID: CW

Pin=50mW/Area Scan (40.0 mm x 80.0 mm): Measurement Grid: 10.0 mm x 10.0 mm
SAR (1g) = 3.52 W/kg; SAR (10g) = 1.32 W/kg;

Pin=50mW/Zoom Scan (28.0 mm x 28.0 mm x 28.0 mm): Measurement Grid: 5.0 mm x 5.0 mm x 1.4 mm
Power Drift = 0.01 dB
SAR (1g) = 3.59 W/kg; SAR (8g) = 1.55 W/kg; SAR (10g) = 1.28 W/kg
Smallest distance from peaks to all points 3 dB below = 9.0 mm
Ratio of SAR at M2 to SAR at M1 = 75.2 %



System Check_Head_3700MHz

DUT: D3700V2 - SN1006

Communication System: CW; Frequency: 3700.000 MHz; Duty Cycle: 1:1

Medium: HSL_3700_230602 Medium parameters used: $f= 3700.000$ MHz; $\sigma= 3.08$ S/m; $\epsilon_r = 37.4$

Ambient Temperature: 23.7°C; Liquid Temperature: 22.7°C

DASY6 Configuration:

- Probe: EX3DV4 - SN3931; ConvF(7.06, 7.06, 7.06); Calibrated: 2022-10-31
- Sensor-Surface: 1.4 mm
- Electronics: DAE4 Sn1696; Calibrated: 2022-11-09
- Phantom: Twin-SAM V8.0 (30deg probe tilt); Serial: 2079_Gap; Section: Flat
- Measurement Software: 16.2.4.2524
- UID: CW

Pin=50mW/Area Scan (40.0 mm x 80.0 mm): Measurement Grid: 10.0 mm x 10.0 mm

SAR (1g) = 3.39 W/kg; SAR (10g) = 1.28 W/kg;

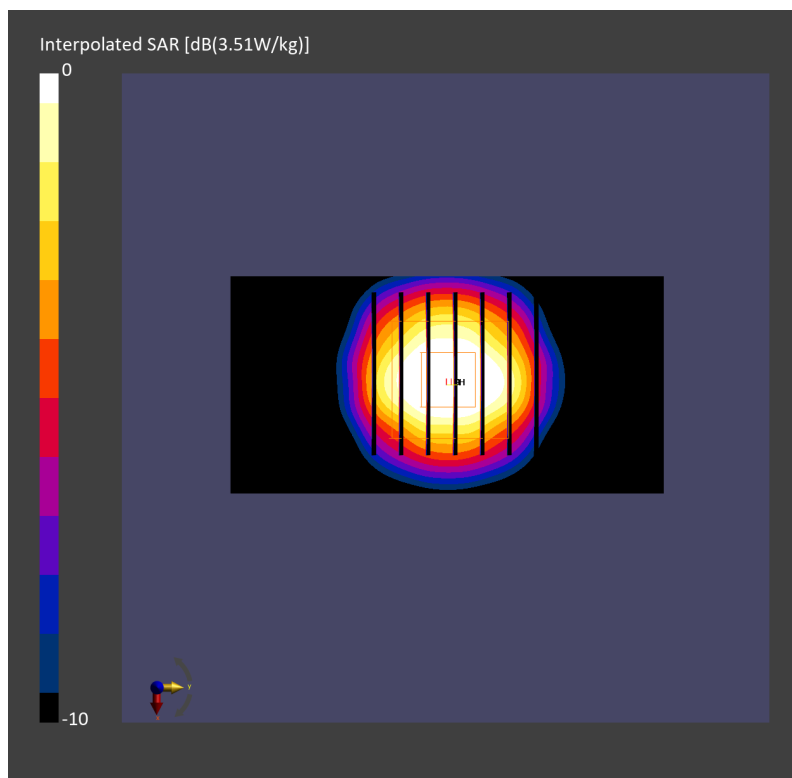
Pin=50mW/Zoom Scan (28.0 mm x 28.0 mm x 28.0 mm): Measurement Grid: 5.0 mm x 5.0 mm x 1.4 mm

Power Drift = 0.00 dB

SAR (1g) = 3.51 W/kg; SAR (8g) = 1.53 W/kg; SAR (10g) = 1.25 W/kg

Smallest distance from peaks to all points 3 dB below = 8.3 mm

Ratio of SAR at M2 to SAR at M1 = 75.4 %



System Check_Head_3700MHz

D3700V2 - SN1006

Communication System: CW; Frequency: 3700.000 MHz; Duty Cycle: 1:1

Medium: HSL_3700_230607 Medium parameters used: $f=3700.000$ MHz; $\sigma=3.05$ S/m; $\epsilon_r=36.7$

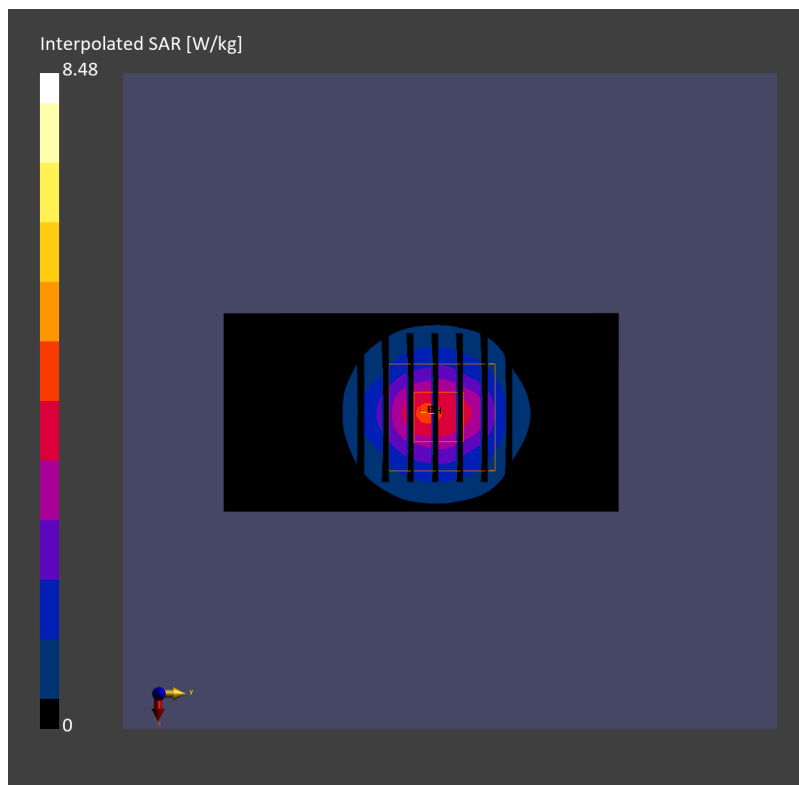
Ambient Temperature: 23.2°C; Liquid Temperature: 22.2°C

DASY6 Configuration:

- Probe: EX3DV4 - SN7791; ConvF(6.16, 6.86, 6.18); Calibrated: 2023-02-22
- Sensor-Surface: 1.4 mm
- Electronics: DAE4 Sn1647; Calibrated: 2022-11-18
- Phantom: Twin-SAM V8.0 (30deg probe tilt); Serial: 1919; Section: Flat
- Measurement Software: 16.2.4.2524
- UID: CW

Pin=50w/Area Scan (40.0 mm x 80.0 mm): Measurement Grid: 10.0 mm x 10.0 mm
SAR (1g) = 3.15 W/kg; SAR (10g) = 1.21 W/kg;

Pin=50w/Zoom Scan (28.0 mm x 28.0 mm x 28.0 mm): Measurement Grid: 5.0 mm x 5.0 mm x 1.4 mm
Power Drift = 0.02 dB
SAR (1g) = 3.26 W/kg; SAR (8g) = 1.43 W/kg; SAR (10g) = 1.27 W/kg
Smallest distance from peaks to all points 3 dB below = 9.0 mm
Ratio of SAR at M2 to SAR at M1 = 74.8 %



System Check_Head_3900MHz**DUT: D3900V2 - SN1017**

Communication System: CW; Frequency: 3900.000 MHz; Duty Cycle: 1:1

Medium: HSL_3900_230531 Medium parameters used: $f=3900.000$ MHz; $\sigma=3.40$ S/m; $\epsilon_r=38.3$

Ambient Temperature: 23.5°C; Liquid Temperature: 22.5°C

DASY6 Configuration:

- Probe: EX3DV4 - SN7700; ConvF(6.67, 6.67, 6.67); Calibrated: 2023-01-24
- Sensor-Surface: 1.4 mm
- Electronics: DAE4 Sn1697; Calibrated: 2022-12-15
- Phantom: Twin-SAM V4.0 (30deg probe tilt); Serial: 1488; Section: Flat
- Measurement Software: 16.2.4.2448
- UID: CW

Pin=50mW/Area Scan (40.0 mm x 80.0 mm): Measurement Grid: 10.0 mm x 10.0 mm

SAR (1g) = 3.29 W/kg; SAR (10g) = 1.16 W/kg;

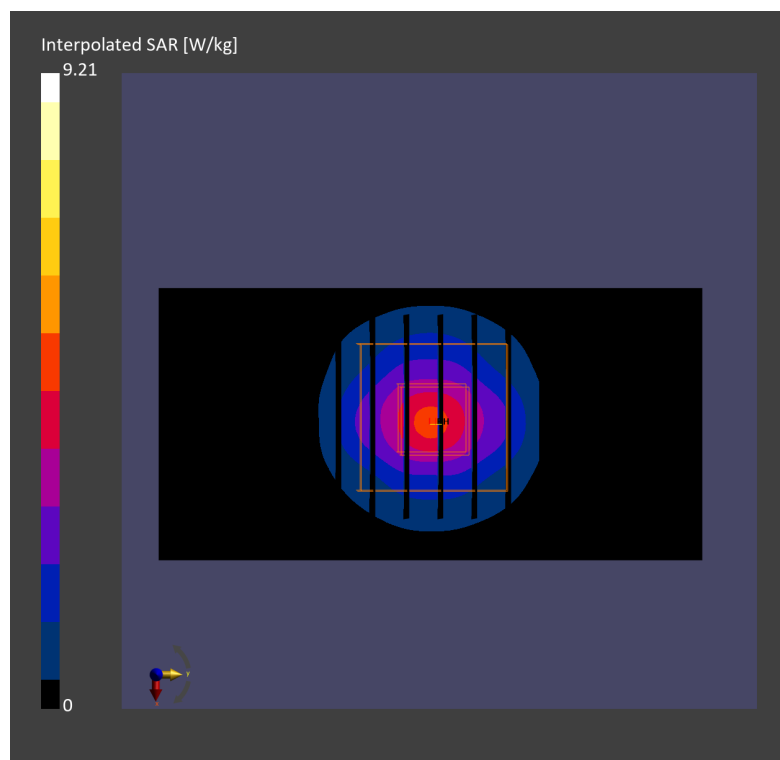
Pin=50mW/Zoom Scan (28.0 mm x 28.0 mm x 28.0 mm): Measurement Grid: 5.0 mm x 5.0 mm x 1.4 mm

Power Drift = -0.03 dB

SAR (1g) = 3.38 W/kg; SAR (8g) = 1.37 W/kg; SAR (10g) = 1.20 W/kg

Smallest distance from peaks to all points 3 dB below = 8.0 mm

Ratio of SAR at M2 to SAR at M1 = 74.6 %



System Check_Head_3900MHz

DUT: D3900V2-SN1017

Communication System: CW; Frequency: 3900 MHz; Duty Cycle: 1:1

Medium: HSL_3900_230602 Medium parameters used: $f=3900$ MHz; $\sigma=3.36$ S/m; $\epsilon_r=37.9$

Ambient Temperature: 23.5°C; Liquid Temperature: 22.5°C

DASY6 Configuration:

- Probe: EX3DV4 - SN7700; ConvF(6.67, 6.67, 6.67); Calibrated: 2023-01-24
- Sensor-Surface: 1.4 mm
- Electronics: DAE4 Sn1697; Calibrated: 2022-12-15
- Phantom: Twin-SAM V4.0 (30deg probe tilt); Serial: 1488; Section: Flat
- Measurement Software: 16.2.4.2448
- UID: CW

Pin=50mW/Area Scan (40.0 mm x 80.0 mm): Measurement Grid: 10.0 mm x 10.0 mm

SAR (1g) = 3.70 W/kg; SAR (10g) = 1.31 W/kg;

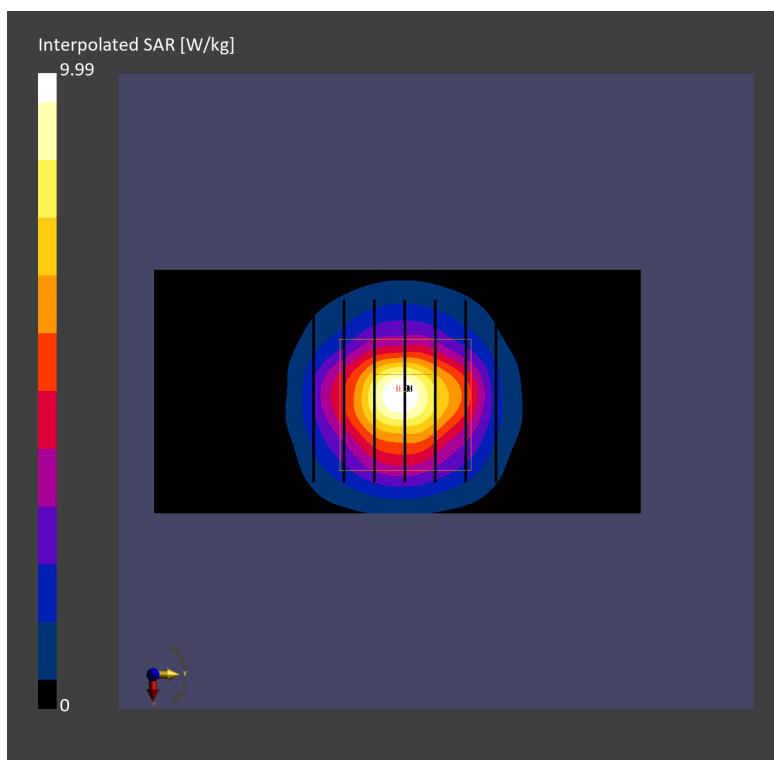
Pin=50mW/Zoom Scan (28.0 mm x 28.0 mm x 28.0 mm): Measurement Grid: 5.0 mm x 5.0 mm x 1.4 mm

Power Drift = -0.13 dB

SAR (1g) = 3.67 W/kg; SAR (8g) = 1.49 W/kg; SAR (10g) = 1.31 W/kg

Smallest distance from peaks to all points 3 dB below = 8.0 mm

Ratio of SAR at M2 to SAR at M1 = 75.6 %



System Check_Head_3900MHz

DUT: D3900V2-SN1017

Communication System: CW; Frequency: 3900 MHz; Duty Cycle: 1:1

Medium: HSL_3900_230603 Medium parameters used: $f = 3900$ MHz; $\sigma = 3.22$ S/m; $\epsilon_r = 36.3$

Ambient Temperature: 23.5°C; Liquid Temperature: 22.5°C

DASY6 Configuration:

- Probe: EX3DV4 - SN7791; ConvF(5.83, 6.5, 5.84); Calibrated: 2023-02-22
- Sensor-Surface: 1.4 mm
- Electronics: DAE4 Sn1647; Calibrated: 2022-11-18
- Phantom: Twin-SAM V8.0 (30deg probe tilt); Serial: 1919; Section: Flat
- Measurement Software: 16.2.4.2524
- UID: CW

Pin=50mW/Area Scan (40.0 mm x 80.0 mm): Measurement Grid: 10.0 mm x 10.0 mm

SAR (1g) = 3.27 W/kg; SAR (10g) = 1.20 W/kg;

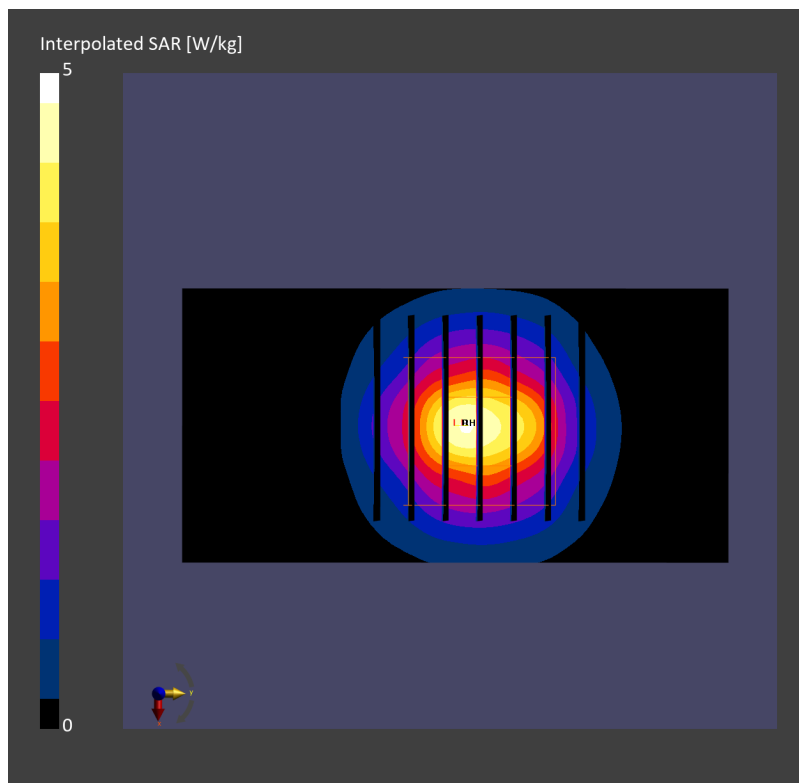
Pin=50mW/Zoom Scan (28.0 mm x 28.0 mm x 28.0 mm): Measurement Grid: 5.0 mm x 5.0 mm x 1.4 mm

Power Drift = 0.01 dB

SAR (1g) = 3.39 W/kg; SAR (8g) = 1.42 W/kg; SAR (10g) = 1.25 W/kg

Smallest distance from peaks to all points 3 dB below = 8.6 mm

Ratio of SAR at M2 to SAR at M1 = 73.7 %



System Check_Head_3900MHz

DUT: D3900V2 - SN1017

Communication System: CW; Frequency: 3900.000 MHz; Duty Cycle: 1:1

Medium: HSL_3900_230605 Medium parameters used: $f = 3900.000$ MHz; $\sigma = 3.40$ S/m; $\epsilon_r = 37.1$

Ambient Temperature: 23.7°C; Liquid Temperature: 22.7°C

DASY6 Configuration:

- Probe: EX3DV4 - SN7791; ConvF(5.83, 6.5, 5.84); Calibrated: 2023-02-22
- Sensor-Surface: 1.4 mm
- Electronics: DAE4 Sn1647; Calibrated: 2022-11-18
- Phantom: Twin-SAM V8.0 (30deg probe tilt); Serial: 1919; Section: Flat
- Measurement Software: 16.2.4.2524
- UID: CW

Pin=50mW/Area Scan (40.0 mm x 80.0 mm): Measurement Grid: 10.0 mm x 10.0 mm

SAR (1g) = 3.16 W/kg; SAR (10g) = 1.19 W/kg;

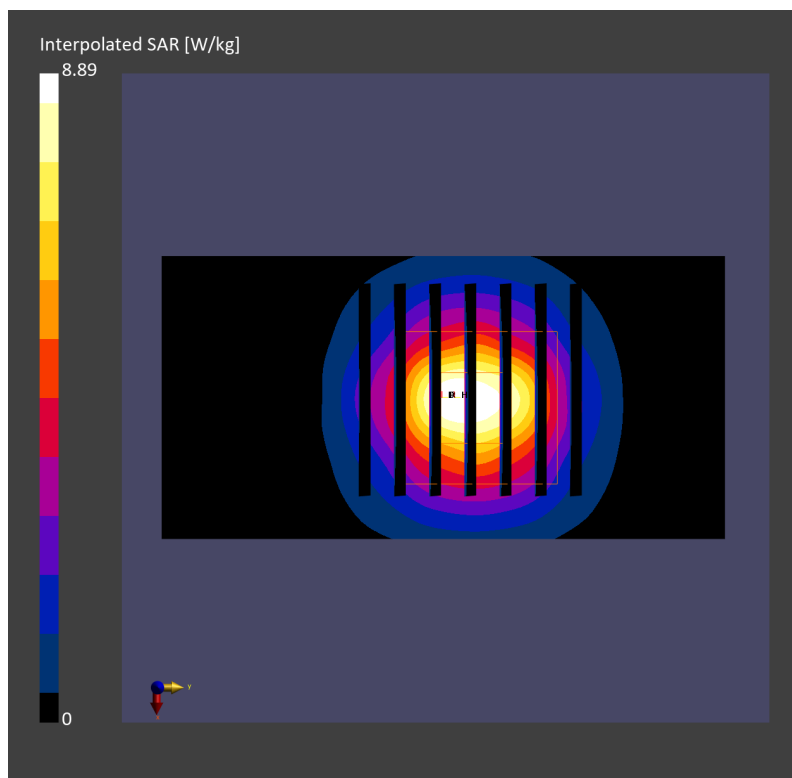
Pin=50mW/Zoom Scan (28.0 mm x 28.0 mm x 28.0 mm): Measurement Grid: 5.0 mm x 5.0 mm x 1.4 mm

Power Drift = 0.01 dB

SAR (1g) = 3.29 W/kg; SAR (8g) = 1.41 W/kg; SAR (10g) = 1.24 W/kg

Smallest distance from peaks to all points 3 dB below = 9.3 mm

Ratio of SAR at M2 to SAR at M1 = 74.2 %



System Check_Head_3900MHz

DUT: D3900V2 - SN1017

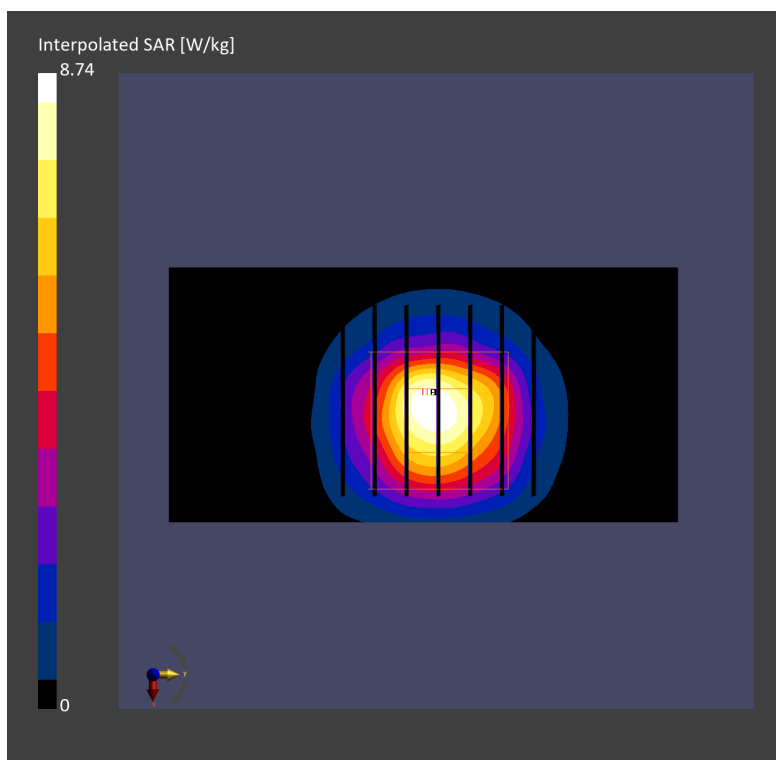
Communication System: CW; Frequency: 3900.000 MHz; Duty Cycle: 1:1
Medium: HSL_3900_230605 Medium parameters used: $f=3900.000$ MHz; $\sigma=3.32$ S/m; $\epsilon_r=37.5$
Ambient Temperature: 23.5°C; Liquid Temperature: 22.5°C

DASY6 Configuration:

- Probe: EX3DV4 - SN7700; ConvF(6.67, 6.67, 6.67); Calibrated: 2023-01-24
- Sensor-Surface: 1.4 mm
- Electronics: DAE4 Sn1697; Calibrated: 2022-12-15
- Phantom: Twin-SAM V4.0 (30deg probe tilt); Serial: 1488; Section: Flat
- Measurement Software: 16.2.4.2448
- UID: CW

Pin=50mW/Area Scan (40.0 mm x 80.0 mm): Measurement Grid: 10.0 mm x 10.0 mm
SAR (1g) = 3.08 W/kg; SAR (10g) = 1.15 W/kg;

Pin=50mW/Zoom Scan (28.0 mm x 28.0 mm x 28.0 mm): Measurement Grid: 5.0 mm x 5.0 mm x 1.4 mm
Power Drift = 0.05 dB
SAR (1g) = 3.31 W/kg; SAR (8g) = 1.34 W/kg; SAR (10g) = 1.18 W/kg
Smallest distance from peaks to all points 3 dB below = 8.0 mm
Ratio of SAR at M2 to SAR at M1 = 75.7 %



System Check_Head_3900MHz

DUT: D3900V2 - SN1017

Communication System: CW; Frequency: 3900.000 MHz; Duty Cycle: 1:1
Medium: HSL_3900_230606 Medium parameters used: $f=3900.000$ MHz; $\sigma=3.35$ S/m; $\epsilon_r=36.5$
Ambient Temperature: 23.6°C; Liquid Temperature: 22.6°C

DASY6 Configuration:

- Probe: EX3DV4 - SN7791; ConvF(5.83, 6.5, 5.84); Calibrated: 2023-02-22
- Sensor-Surface: 1.4 mm
- Electronics: DAE4 Sn1647; Calibrated: 2022-11-18
- Phantom: Twin-SAM V8.0 (30deg probe tilt); Serial: 1919; Section: Flat
- Measurement Software: 16.2.4.2524
- UID: CW

Pin=50mW/Area Scan (40.0 mm x 80.0 mm): Measurement Grid: 10.0 mm x 10.0 mm
SAR (1g) = 3.16 W/kg; SAR (10g) = 1.14 W/kg;

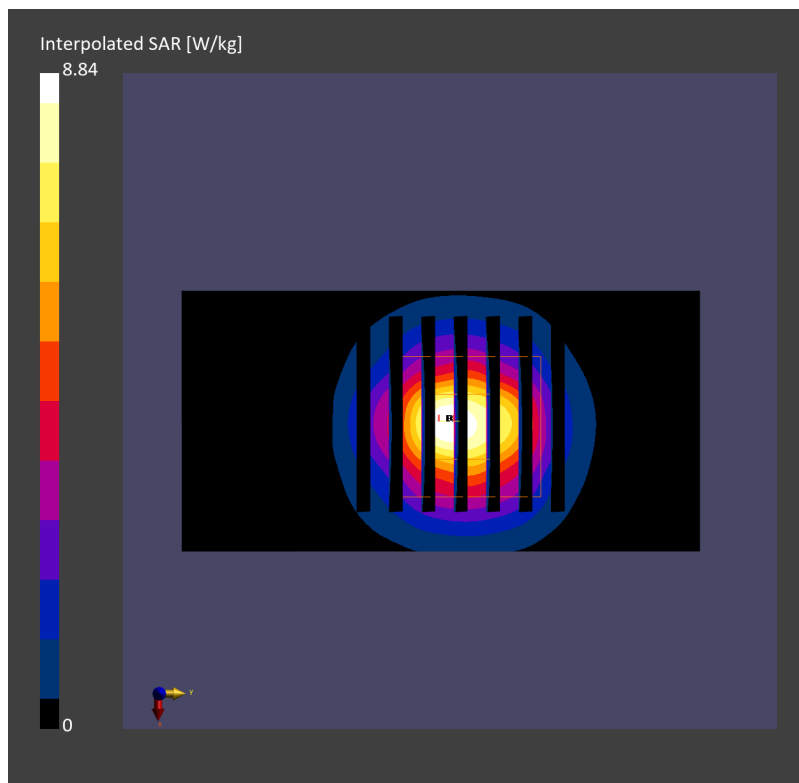
Pin=50mW/Zoom Scan (28.0 mm x 28.0 mm x 28.0 mm): Measurement Grid: 5.0 mm x 5.0 mm x 1.4 mm

Power Drift = -0.01 dB

SAR (1g) = 3.27 W/kg; SAR (8g) = 1.35 W/kg; SAR (10g) = 1.18 W/kg

Smallest distance from peaks to all points 3 dB below = 8.3 mm

Ratio of SAR at M2 to SAR at M1 = 74.8 %



System Check_Head_3900MHz

DUT: D3900V2 - SN1017

Communication System: CW; Frequency: 3900.000 MHz; Duty Cycle: 1:1

Medium: HSL_3900_230608 Medium parameters used: $f = 3900.000$ MHz; $\sigma = 3.41$ S/m; $\epsilon_r = 37.9$

Ambient Temperature: 23.8°C; Liquid Temperature: 22.8°C

DASY6 Configuration:

- Probe: EX3DV4 - SN3976; ConvF(6.87, 6.87, 6.87); Calibrated: 2023-02-21
- Sensor-Surface: 1.4 mm
- Electronics: DAE4 Sn661; Calibrated: 2023-05-23
- Phantom: Twin-SAM V8.0 (30deg probe tilt); Serial: 2079; Section: Flat
- Measurement Software: 16.2.4.2524
- UID: CW

Pin=50mW/Area Scan (40.0 mm x 80.0 mm): Measurement Grid: 10.0 mm x 10.0 mm

SAR (1g) = 3.40 W/kg; SAR (10g) = 1.22 W/kg;

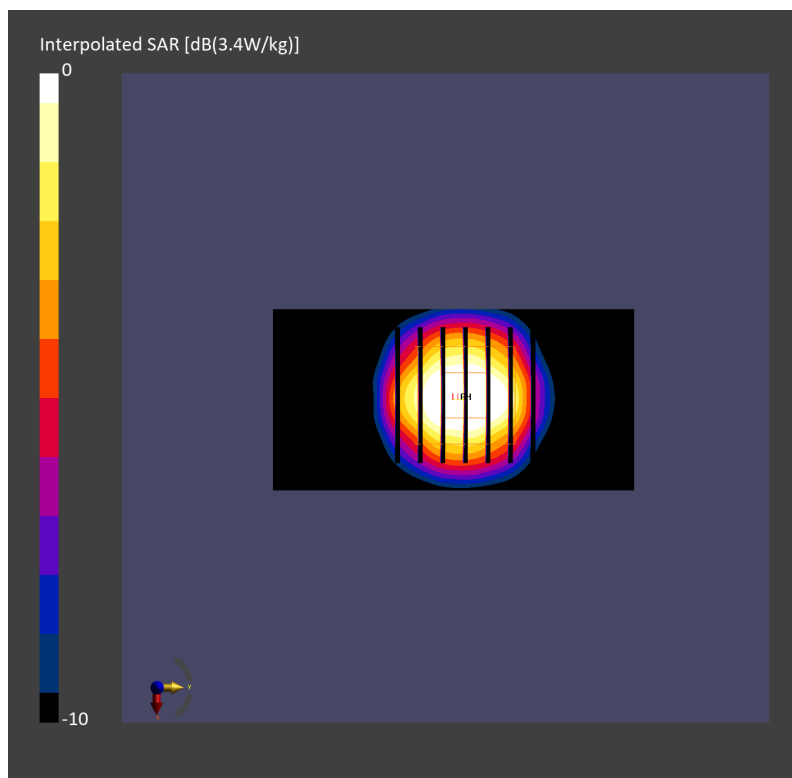
Pin=50mW/Zoom Scan (28.0 mm x 28.0 mm x 28.0 mm): Measurement Grid: 5.0 mm x 5.0 mm x 1.4 mm

Power Drift = -0.07 dB

SAR (1g) = 3.44 W/kg; SAR (8g) = 1.44 W/kg; SAR (10g) = 1.27 W/kg

Smallest distance from peaks to all points 3 dB below = 8.0 mm

Ratio of SAR at M2 to SAR at M1 = 76.4 %



System Check_Head_3900MHz

DUT: D3900V2 - SN1017

Communication System: CW; Frequency: 3900.0 MHz; Duty Cycle: 1:1

Medium: HSL_3900_230707 Medium parameters used: $f = 3900.0$ MHz; $\sigma = 3.28$ S/m; $\epsilon_r = 37.1$

Ambient Temperature: 23.8°C; Liquid Temperature: 22.8°C

DASY6 Configuration:

- Probe: EX3DV4 - SN3976; ConvF(6.87, 6.87, 6.87); Calibrated: 2023-02-21
- Sensor-Surface: 1.4 mm
- Electronics: DAE4 Sn1707; Calibrated: 2022-12-15
- Phantom: Twin-SAM V8.0 (30deg probe tilt); Serial: 2079_Gap; Section: Flat
- Measurement Software: 16.2.2.1588
- UID: CW, 0--

Pin=46mW/Area Scan (40.0 mm x 80.0 mm): Measurement Grid: 10.0 mm x 10.0 mm

SAR (1g) = 2.74 W/kg; SAR (10g) = 0.965 W/kg;

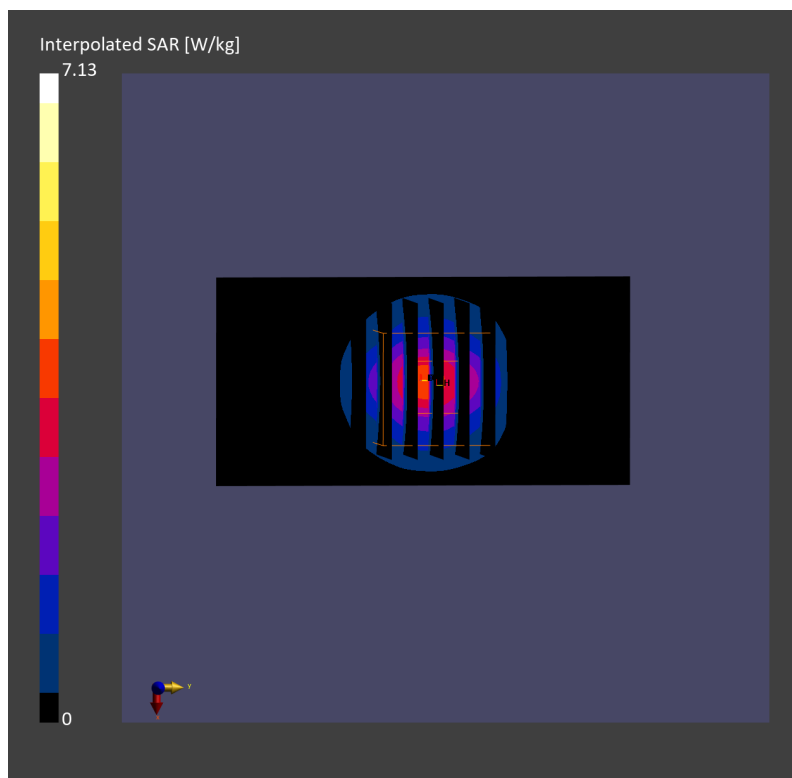
Pin=46mW/Zoom Scan (28.0 mm x 28.0 mm x 28.0 mm): Measurement Grid: 5.0 mm x 5.0 mm x 1.4 mm

Power Drift = -0.03 dB

SAR (1g) = 2.88 W/kg; SAR (8g) = 1.14 W/kg; SAR (10g) = 1.00 W/kg

Smallest distance from peaks to all points 3 dB below = 8.0 mm

Ratio of SAR at M2 to SAR at M1 = 77.3 %



System Check_Head_13MHz

DUT: CLA13-1022

Communication System: CW; Frequency: 13 MHz; Duty Cycle: 1:1

Medium: HSL_13_230601 Medium parameters used : $f = 13$ MHz; $\sigma = 0.728$ S/m; $\epsilon_r = 54.443$; $\rho = 1000$ kg/m³

Ambient Temperature : 23.5 °C; Liquid Temperature : 22.5 °C

DASY5 Configuration:

- Probe: EX3DV4 - SN3931; ConvF(18.52, 18.52, 18.52) @ 13 MHz; Calibrated: 2022/10/31
- Sensor-Surface: 1.4mm (Mechanical Surface Detection)
- Electronics: DAE4 Sn1696; Calibrated: 2022/11/9
- Phantom: ELI v4.0; Type: QDOVA001BB; Serial: TP-1079
- Measurement SW: DASY52, Version 52.10 (4); SEMCAD X Version 14.6.14 (7483)

Pin=1000mW/Area Scan (81x81x1): Interpolated grid: dx=1.500 mm, dy=1.500 mm

Maximum value of SAR (interpolated) = 0.963 W/kg

Pin=1000mW/Zoom Scan (5x5x7)/Cube 0: Measurement grid: dx=8mm, dy=8mm, dz=5mm

Reference Value = 35.92 V/m; Power Drift = -0.18 dB

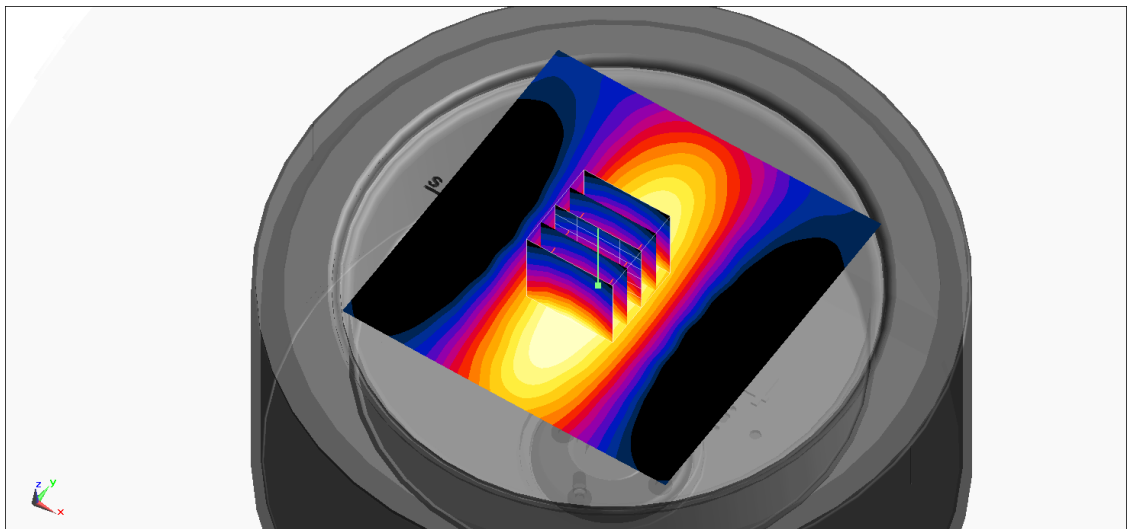
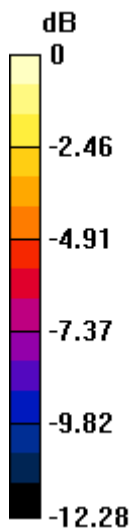
Peak SAR (extrapolated) = 1.08 W/kg

SAR(1 g) = 0.561 W/kg; SAR(10 g) = 0.347 W/kg

Smallest distance from peaks to all points 3 dB below = 15.8 mm

Ratio of SAR at M2 to SAR at M1 = 53.3%

Maximum value of SAR (measured) = 0.842 W/kg



0 dB = 0.842 W/kg = -0.75 dBW/kg

System Check_Head_2450MHz

DUT: D2450V2 - SN929

Communication System: CW; Frequency: 2450.000 MHz; Duty Cycle: 1:1
Medium: HSL_2450_230520 Medium parameters used: $f=2450.000$ MHz; $\sigma=1.79$ S/m; $\epsilon_r=39.0$
Ambient Temperature: 23.2°C; Liquid Temperature: 22.2°C

DASY6 Configuration:

- Probe: EX3DV4 - SN7625; ConvF(7.92, 7.92, 7.92); Calibrated: 2023-01-26
- Sensor-Surface: 1.4 mm
- Electronics: DAE4 Sn656; Calibrated: 2023-01-23
- Phantom: Twin-SAM V8.0 (30deg probe tilt); Serial: 2079; Section: Flat
- Measurement Software: 16.2.4.2524
- UID: CW, 0--

Pin=50mW/Area Scan (40.0 mm x 80.0 mm): Measurement Grid: 10.0 mm x 10.0 mm
SAR (1g) = 2.28 W/kg; SAR (10g) = 1.09 W/kg;

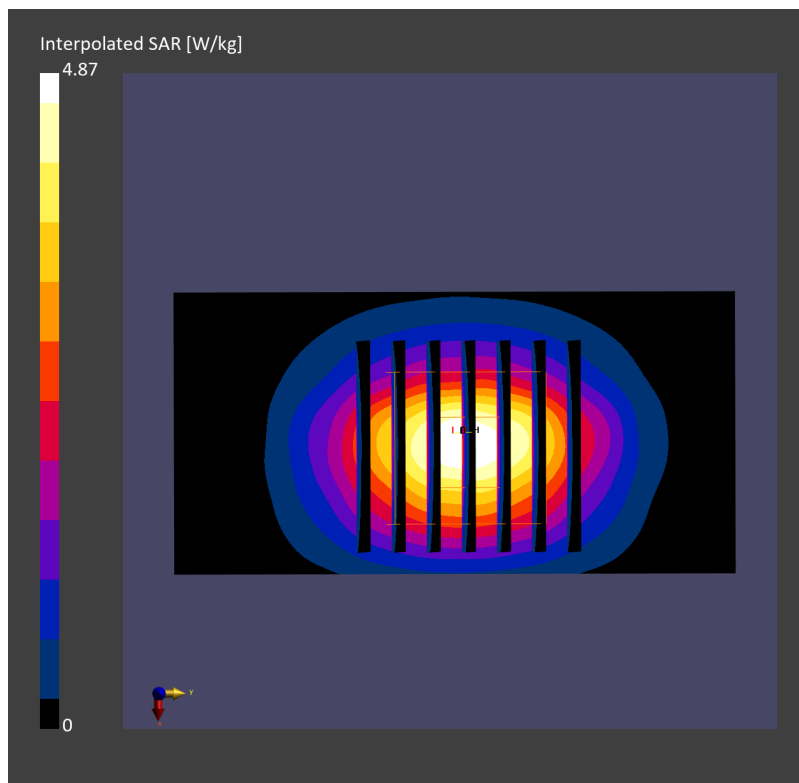
Pin=50mW/Zoom Scan (30.0 mm x 30.0 mm x 30.0 mm): Measurement Grid: 5.0 mm x 5.0 mm x 1.5 mm

Power Drift = 0.06 dB

SAR (1g) = 2.40 W/kg; SAR (8g) = 1.25 W/kg; SAR (10g) = 1.14 W/kg

Smallest distance from peaks to all points 3 dB below = 9.0 mm

Ratio of SAR at M2 to SAR at M1 = 80.7 %



System Check_Head_2450MHz

DUT: D2450V2 - SN929

Communication System: CW; Frequency: 2450.000 MHz; Duty Cycle: 1:1
Medium: HSL_2450_230524 Medium parameters used: $f=2450.000$ MHz; $\sigma=1.75$ S/m; $\epsilon_r=38.6$
Ambient Temperature: 23.3°C; Liquid Temperature: 22.3°C

DASY6 Configuration:

- Probe: EX3DV4 - SN7625; ConvF(7.92, 7.92, 7.92); Calibrated: 2023-01-26
- Sensor-Surface: 1.4 mm
- Electronics: DAE4 Sn656; Calibrated: 2023-01-23
- Phantom: Twin-SAM V8.0 (30deg probe tilt); Serial: 2079; Section: Flat
- Measurement Software: 16.2.4.2524
- UID: CW, 0--

Pin=50mW/Area Scan (40.0 mm x 80.0 mm): Measurement Grid: 10.0 mm x 10.0 mm
SAR (1g) = 2.24 W/kg; SAR (10g) = 1.05 W/kg;

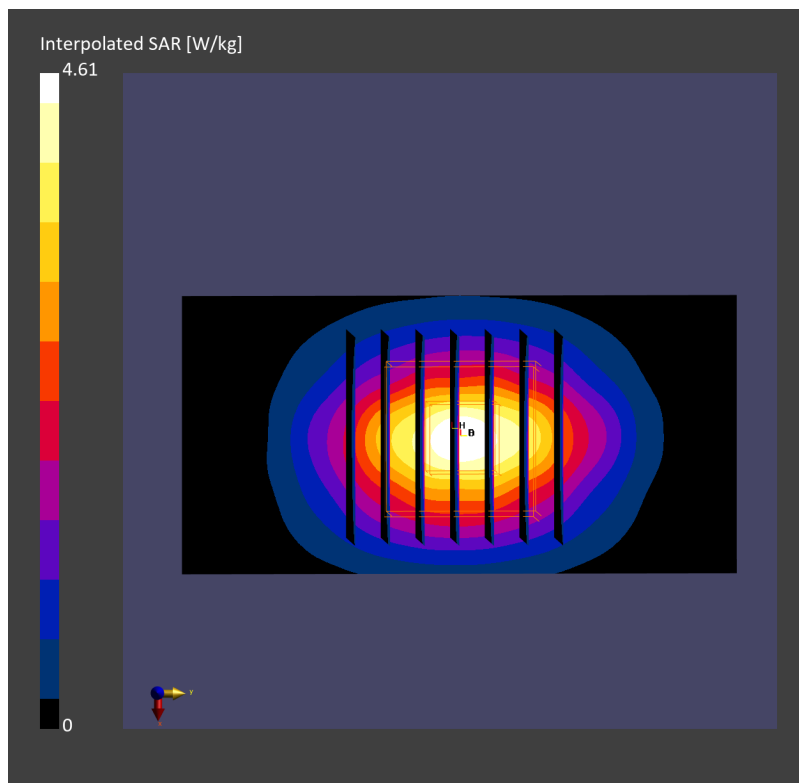
Pin=50mW/Zoom Scan (30.0 mm x 30.0 mm x 30.0 mm): Measurement Grid: 5.0 mm x 5.0 mm x 1.5 mm

Power Drift = 0.12 dB

SAR (1g) = 2.37 W/kg; SAR (8g) = 1.25 W/kg; SAR (10g) = 1.12 W/kg

Smallest distance from peaks to all points 3 dB below = 9.0 mm

Ratio of SAR at M2 to SAR at M1 = 80.8 %



System Check_Head_2450MHz

DUT: D2450V2 - 929

Communication System: CW; Frequency: 2450.000 MHz; Duty Cycle: 1:1
Medium: HSL_2450_230527 Medium parameters used: $f=2450.000$ MHz; $\sigma=1.77$ S/m; $\epsilon_r=38.7$
Ambient Temperature: 23.7°C; Liquid Temperature: 22.7°C

DASY6 Configuration:

- Probe: EX3DV4 - SN7625; ConvF(7.92, 7.92, 7.92); Calibrated: 2023-01-26
- Sensor-Surface: 1.4 mm
- Electronics: DAE4 Sn656; Calibrated: 2023-01-23
- Phantom: Twin-SAM V8.0 (30deg probe tilt); Serial: 2079; Section: Flat
- Measurement Software: 16.2.4.2524
- UID: CW

Pin=50mW/Area Scan (40.0 mm x 80.0 mm): Measurement Grid: 10.0 mm x 10.0 mm
SAR (1g) = 2.42 W/kg; SAR (10g) = 1.13 W/kg;

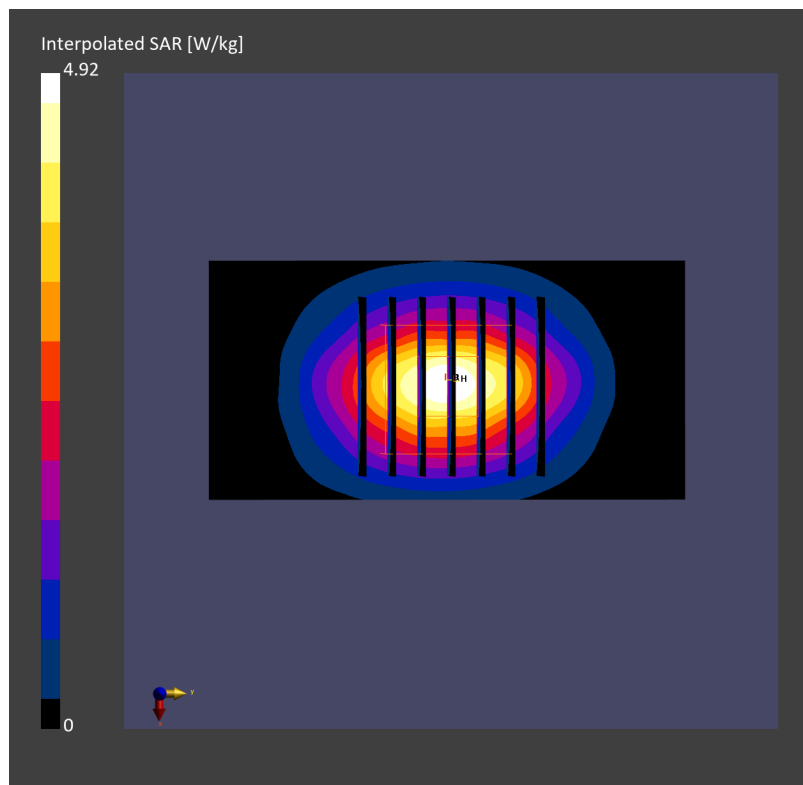
Pin=50mW/Zoom Scan (30.0 mm x 30.0 mm x 30.0 mm): Measurement Grid: 5.0 mm x 5.0 mm x 1.5 mm

Power Drift = -0.03 dB

SAR (1g) = 2.41 W/kg; SAR (8g) = 1.27 W/kg; SAR (10g) = 1.15 W/kg

Smallest distance from peaks to all points 3 dB below = 9.1 mm

Ratio of SAR at M2 to SAR at M1 = 80.1 %



System Check_Head_2450MHz

DUT: D2450V2 - 929

Communication System: CW; Frequency: 2450.000 MHz; Duty Cycle: 1:1
Medium: HSL_2450_230530 Medium parameters used: $f=2450.000$ MHz; $\sigma=1.79$ S/m; $\epsilon_r=38.8$
Ambient Temperature: 23.9°C; Liquid Temperature: 22.9°C

DASY6 Configuration:

- Probe: EX3DV4 - SN7625; ConvF(7.92, 7.92, 7.92); Calibrated: 2023-01-26
- Sensor-Surface: 1.4 mm
- Electronics: DAE4 Sn656; Calibrated: 2023-01-23
- Phantom: Twin-SAM V8.0 (30deg probe tilt); Serial: 2079_For Gap; Section: Flat
- Measurement Software: 16.2.4.2524
- UID: CW, 0--

Pin=50mW/Area Scan (40.0 mm x 80.0 mm): Measurement Grid: 10.0 mm x 10.0 mm SAR (1g) = 2.62

W/kg; SAR (10g) = 1.21 W/kg;

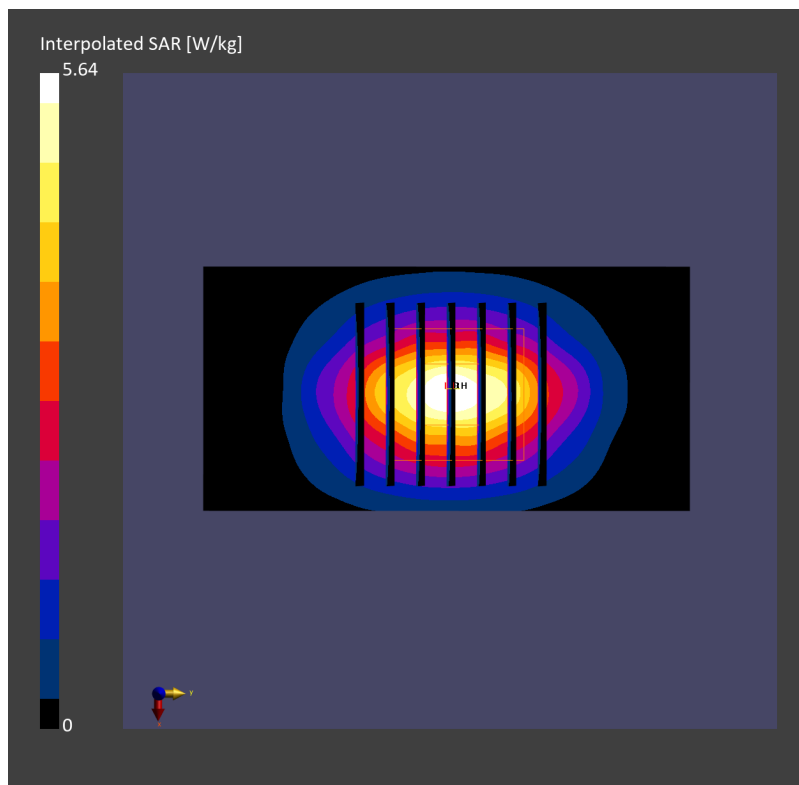
Pin=50mW/Zoom Scan (30.0 mm x 30.0 mm x 30.0 mm): Measurement Grid: 5.0 mm x 5.0 mm x 1.5 mm

Power Drift = -0.05 dB

SAR (1g) = 2.68 W/kg; SAR (8g) = 1.38 W/kg; SAR (10g) = 1.26 W/kg

Smallest distance from peaks to all points 3 dB below = 9.0 mm

Ratio of SAR at M2 to SAR at M1 = 79.6 %



System Check_Head_2450MHz

DUT: D2450V2 - SN929

Communication System: CW; Frequency: 2450.000 MHz; Duty Cycle: 1:1
Medium: HSL_2450_230531 Medium parameters used: $f=2450.000$ MHz; $\sigma=1.82$ S/m; $\epsilon_r=39.2$
Ambient Temperature: 23.6°C; Liquid Temperature: 22.6°C

DASY6 Configuration:

- Probe: EX3DV4 - SN7625; ConvF(7.92, 7.92, 7.92); Calibrated: 2023-01-26
- Sensor-Surface: 1.4 mm
- Electronics: DAE4 Sn656; Calibrated: 2023-01-23
- Phantom: Twin-SAM V8.0 (30deg probe tilt); Serial: 2079_For Gap; Section: Flat
- Measurement Software: 16.2.4.2524
- UID: CW, 0--

Pin=50mW/Area Scan (40.0 mm x 80.0 mm): Measurement Grid: 10.0 mm x 10.0 mm
SAR (1g) = 2.25 W/kg; SAR (10g) = 1.05 W/kg;

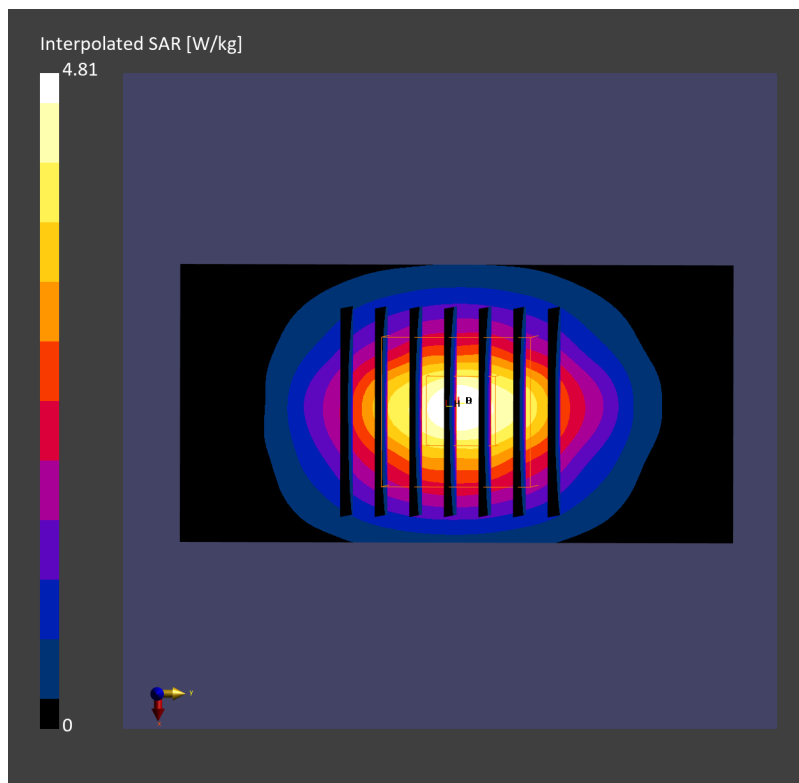
Pin=50mW/Zoom Scan (30.0 mm x 30.0 mm x 30.0 mm): Measurement Grid: 5.0 mm x 5.0 mm x 1.5 mm

Power Drift = 0.05 dB

SAR (1g) = 2.38 W/kg; SAR (8g) = 1.25 W/kg; SAR (10g) = 1.13 W/kg

Smallest distance from peaks to all points 3 dB below = 9.0 mm

Ratio of SAR at M2 to SAR at M1 = 81.0 %



System Check_Head_2450MHz

DUT: D2450V2 - SN929

Communication System: CW; Frequency: 2450.000 MHz; Duty Cycle: 1:1
Medium: HSL_2450_230605 Medium parameters used: $f=2450.000$ MHz; $\sigma=1.80$ S/m; $\epsilon_r=39.0$
Ambient Temperature: 23.3°C; Liquid Temperature: 22.3°C

DASY6 Configuration:

- Probe: EX3DV4 - SN7625; ConvF(7.92, 7.92, 7.92); Calibrated: 2023-01-26
- Sensor-Surface: 1.4 mm
- Electronics: DAE4 Sn656; Calibrated: 2023-01-23
- Phantom: Twin-SAM V8.0 (30deg probe tilt); Serial: 2079; Section: Flat
- Measurement Software: 16.2.4.2524
- UID: CW, 0--

Pin=50mW/Area Scan (40.0 mm x 80.0 mm): Measurement Grid: 10.0 mm x 10.0 mm
SAR (1g) = 2.32 W/kg; SAR (10g) = 1.08 W/kg;

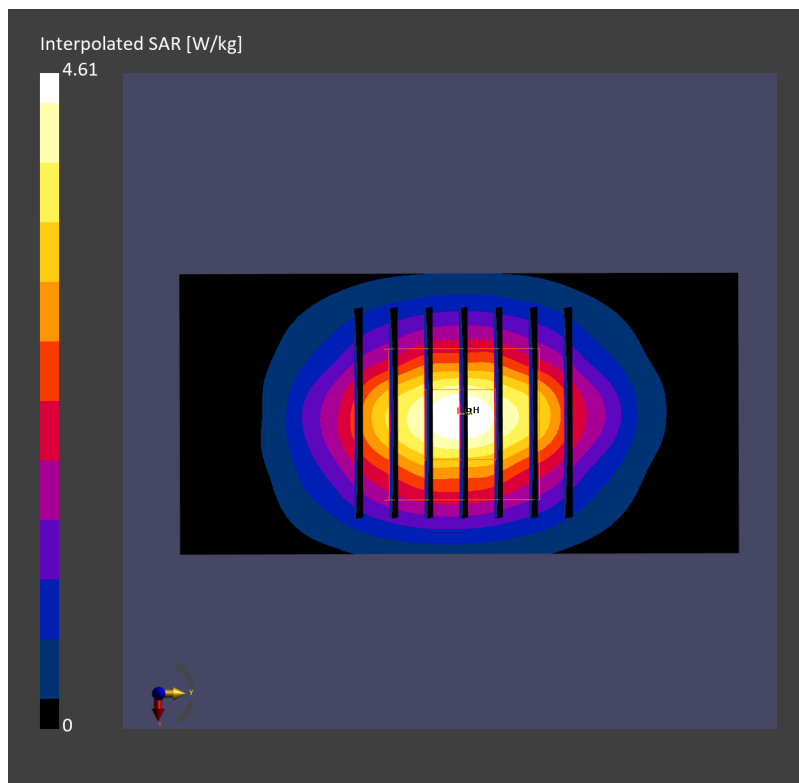
Pin=50mW/Zoom Scan (30.0 mm x 30.0 mm x 30.0 mm): Measurement Grid: 5.0 mm x 5.0 mm x 1.5 mm

Power Drift = 0.05 dB

SAR (1g) = 2.36 W/kg; SAR (8g) = 1.23 W/kg; SAR (10g) = 1.12 W/kg

Smallest distance from peaks to all points 3 dB below = 9.5 mm

Ratio of SAR at M2 to SAR at M1 = 81.7 %



System Check_Head_2450MHz

DUT: D2450V2 - SN929

Communication System: CW; Frequency: 2450.000 MHz; Duty Cycle: 1:1
Medium: HSL_2450_230608 Medium parameters used: $f=2450.000$ MHz; $\sigma=1.77$ S/m; $\epsilon_r=38.8$
Ambient Temperature: 23.3°C; Liquid Temperature: 22.3°C

DASY6 Configuration:

- Probe: EX3DV4 - SN7625; ConvF(7.92, 7.92, 7.92); Calibrated: 2023-01-26
- Sensor-Surface: 1.4 mm
- Electronics: DAE4 Sn656; Calibrated: 2023-01-23
- Phantom: Twin-SAM V8.0 (30deg probe tilt); Serial: 2079_For Gap; Section: Flat
- Measurement Software: 16.2.4.2524
- UID: CW, 0--

Pin=50mW/Area Scan (40.0 mm x 80.0 mm): Measurement Grid: 10.0 mm x 10.0 mm
SAR (1g) = 2.29 W/kg; SAR (10g) = 1.09 W/kg;

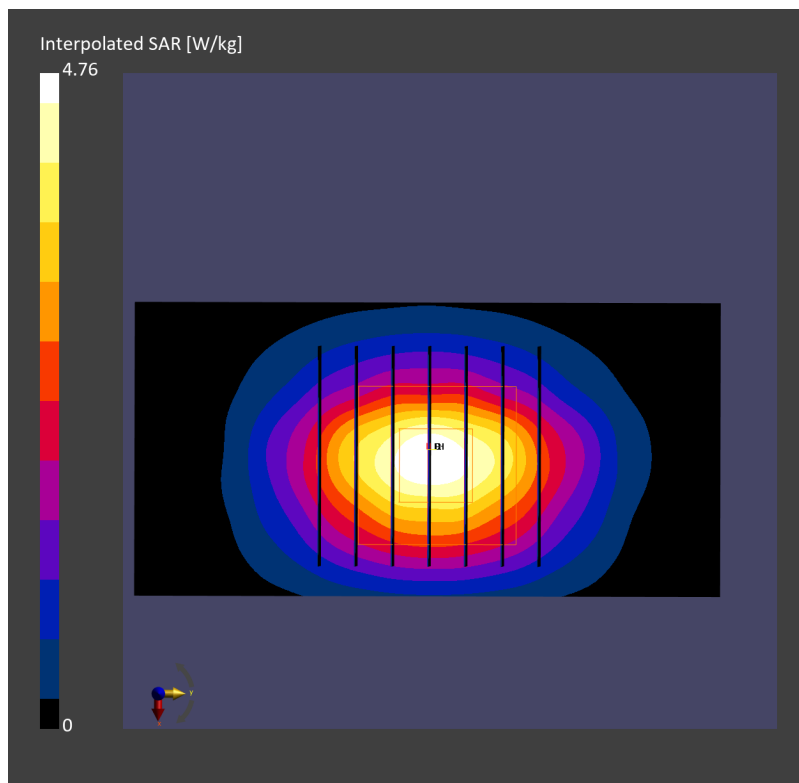
Pin=50mW/Zoom Scan (30.0 mm x 30.0 mm x 30.0 mm): Measurement Grid: 5.0 mm x 5.0 mm x 1.5 mm

Power Drift = -0.03 dB

SAR (1g) = 2.37 W/kg; SAR (8g) = 1.26 W/kg; SAR (10g) = 1.14 W/kg

Smallest distance from peaks to all points 3 dB below = 9.0 mm

Ratio of SAR at M2 to SAR at M1 = 81.5 %



System Check_Head_5250MHz

DUT: D5GHzV2 - 1128

Communication System: CW; Frequency: 5250.000 MHz; Duty Cycle: 1:1

Medium: HSL_5G_230525 Medium parameters used: $f = 5250.000$ MHz; $\sigma = 4.63$ S/m; $\epsilon_r = 35.5$

Ambient Temperature: 23.4°C; Liquid Temperature: 22.4°C

DASY6 Configuration:

- Probe: EX3DV4 - SN7625; ConvF(5.5, 5.5, 5.5); Calibrated: 2023-01-26
- Sensor-Surface: 1.4 mm
- Electronics: DAE4 Sn656; Calibrated: 2023-01-23
- Phantom: Twin-SAM V8.0 (30deg probe tilt); Serial: 2079; Section: Flat
- Measurement Software: 16.2.4.2524
- UID: CW

Pin=50mW/Area Scan (40.0 mm x 80.0 mm): Measurement Grid: 10.0 mm x 10.0 mm

SAR (1g) = 3.60 W/kg; SAR (10g) = 1.05 W/kg;

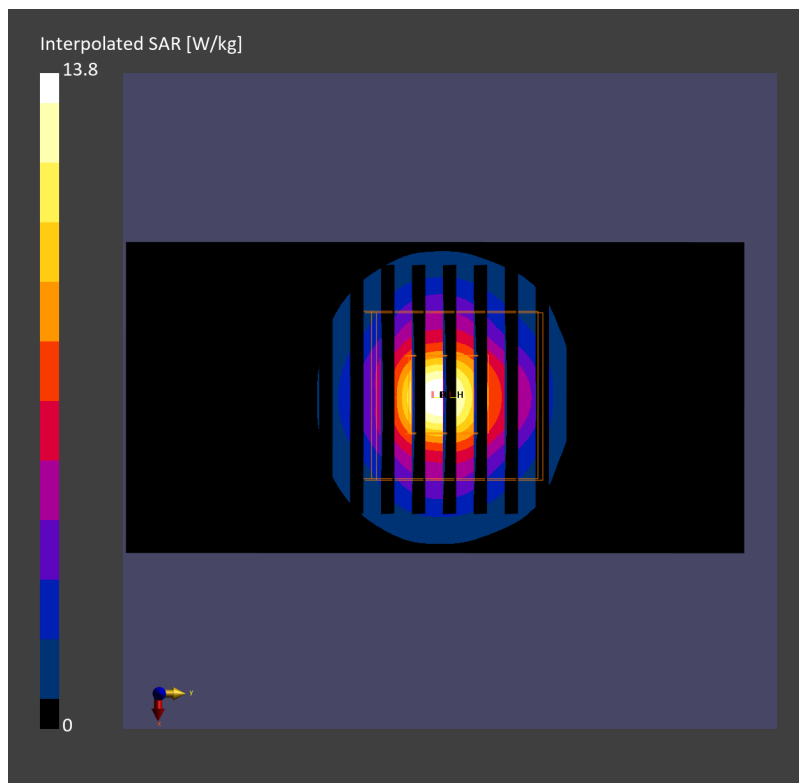
Pin=50mW/Zoom Scan (22.0 mm x 22.0 mm x 22.0 mm): Measurement Grid: 4.0 mm x 4.0 mm x 1.4 mm

Power Drift = 0.02 dB

SAR (1g) = 3.84 W/kg; SAR (8g) = 1.34 W/kg; SAR (10g) = 1.16 W/kg

Smallest distance from peaks to all points 3 dB below = 7.2 mm

Ratio of SAR at M2 to SAR at M1 = 67.7 %



System Check_Head_5250MHz_230530

DUT: D5GHzV2 - SN1128

Communication System: CW; Frequency: 5250.000 MHz; Duty Cycle: 1:1

Medium: HSL_5G_230530 Medium parameters used: $f = 5250.000$ MHz; $\sigma = 4.72$ S/m; $\epsilon_r = 37.0$

Ambient Temperature: 23.7°C; Liquid Temperature: 22.7°C

DASY6 Configuration:

- Probe: EX3DV4 - SN3931; ConvF(5.13, 5.13, 5.13); Calibrated: 2022-10-31
- Sensor-Surface: 1.4 mm
- Electronics: DAE4 Sn1696; Calibrated: 2022-11-09
- Phantom: Twin-SAM V8.0 (30deg probe tilt); Serial: 2079_Gap; Section: Flat
- Measurement Software: 16.2.4.2524
- UID: CW, 0--

Pin=50mW/Area Scan (40.0 mm x 80.0 mm): Measurement Grid: 10.0 mm x 10.0 mm

SAR (1g) = 3.48 W/kg; SAR (10g) = 1.02 W/kg;

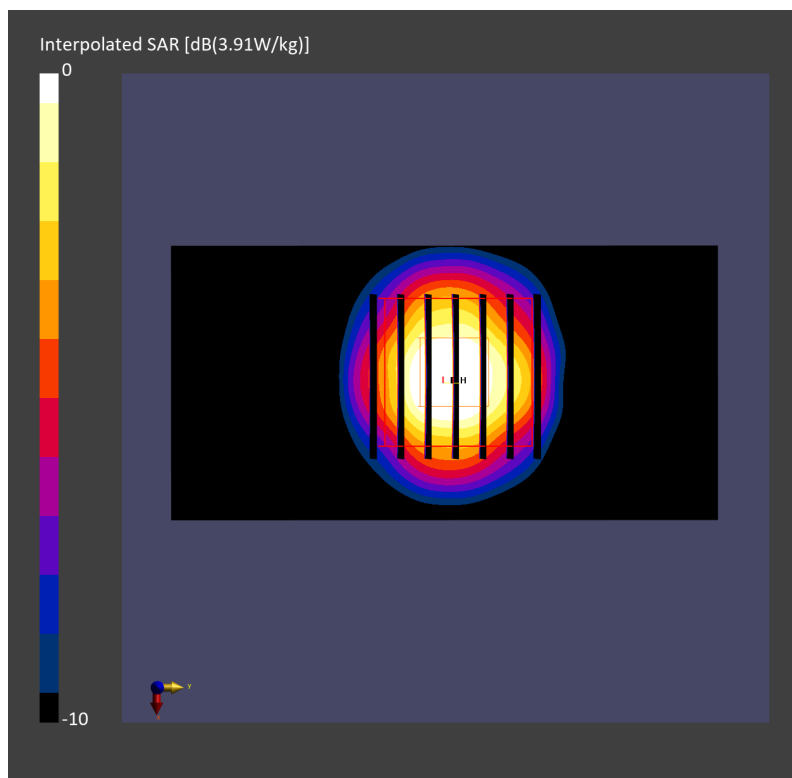
Pin=50mW/Zoom Scan (22.0 mm x 22.0 mm x 22.0 mm): Measurement Grid: 4.0 mm x 4.0 mm x 1.4 mm

Power Drift = 0.06 dB

SAR (1g) = 3.91 W/kg; SAR (8g) = 1.35 W/kg; SAR (10g) = 1.16 W/kg

Smallest distance from peaks to all points 3 dB below = 7.4 mm

Ratio of SAR at M2 to SAR at M1 = 67.0 %



System Check_Head_5250MHz

DUT: D5GHzV2 - 1128

Communication System: CW; Frequency: 5250.000 MHz; Duty Cycle: 1:1

Medium: HSL_5G_230602 Medium parameters used: $f = 5250.000$ MHz; $\sigma = 4.59$ S/m; $\epsilon_r = 35.4$

Ambient Temperature: 23.2°C; Liquid Temperature: 22.2°C

DASY6 Configuration:

- Probe: EX3DV4 - SN7625; ConvF(5.5, 5.5, 5.5); Calibrated: 2023-01-26

- Sensor-Surface: 1.4 mm

- Electronics: DAE4 Sn656; Calibrated: 2023-01-23

- Phantom: Twin-SAM V8.0 (30deg probe tilt); Serial: 2079_For Gap; Section: Flat

- Measurement Software: 16.2.4.2524

- UID: CW

Pin=50mW/Area Scan (40.0 mm x 80.0 mm): Measurement Grid: 10.0 mm x 10.0 mm

SAR (1g) = 3.57 W/kg; SAR (10g) = 1.02 W/kg;

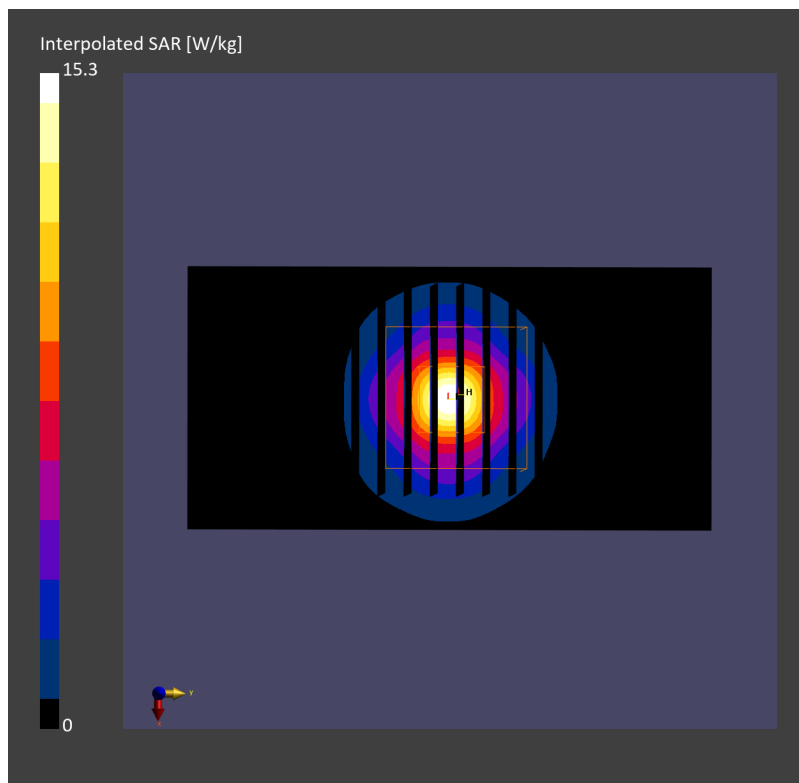
Pin=50mW/Zoom Scan (22.0 mm x 22.0 mm x 22.0 mm): Measurement Grid: 4.0 mm x 4.0 mm x 1.4 mm

Power Drift = -0.02 dB

SAR (1g) = 4.01 W/kg; SAR (8g) = 1.38 W/kg; SAR (10g) = 1.20 W/kg

Smallest distance from peaks to all points 3 dB below = 7.4 mm

Ratio of SAR at M2 to SAR at M1 = 65.5 %



System Check_Head_5250MHz

DUT: D5GHzV2 - SN1128

Communication System: CW; Frequency: 5250.000 MHz; Duty Cycle: 1:1

Medium: HSL_5G_230605 Medium parameters used: $f = 5250.000$ MHz; $\sigma = 4.61$ S/m; $\epsilon_r = 35.9$

Ambient Temperature: 23.5°C; Liquid Temperature: 22.5°C

DASY6 Configuration:

- Probe: EX3DV4 - SN7694; ConvF(5.28, 5.28, 5.28); Calibrated: 2022-11-15
- Sensor-Surface: 1.4 mm
- Electronics: DAE4 Sn316; Calibrated: 2023-01-23
- Phantom: Twin-SAM V5.0 (30deg probe tilt); Serial: 1489-Gap; Section: Flat
- Measurement Software: 16.2.4.2524
- UID: CW

Pin=50mW/Area Scan (40.0 mm x 80.0 mm): Measurement Grid: 10.0 mm x 10.0 mm
SAR (1g) = 3.32 W/kg; SAR (10g) = 0.941 W/kg;

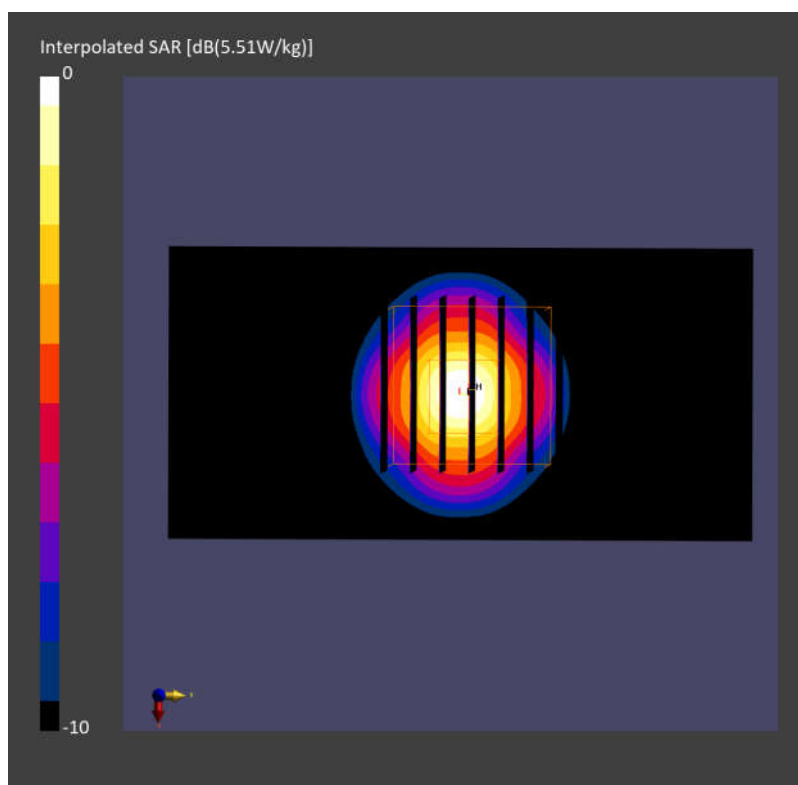
Pin=50mW/Zoom Scan (22.0 mm x 22.0 mm x 22.0 mm): Measurement Grid: 4.0 mm x 4.0 mm x 1.4 mm

Power Drift = -0.09 dB

SAR (1g) = 3.53 W/kg; SAR (8g) = 1.19 W/kg; SAR (10g) = 1.02 W/kg

Smallest distance from peaks to all points 3 dB below = 7.2 mm

Ratio of SAR at M2 to SAR at M1 = 64.9 %



System Check_Head_5250MHz

D5GHzV2 - SN1128

Communication System: CW; Frequency: 5250.000 MHz; Duty Cycle: 1:1
Medium: HSL_5250_230607 Medium parameters used: $f=5250.000$ MHz; $\sigma=4.57$ S/m; $\epsilon_r=35.8$
Ambient Temperature: 23.1°C; Liquid Temperature: 22.1°C

DASY6 Configuration:


- Probe: EX3DV4 - SN7694; ConvF(5.28, 5.28, 5.28); Calibrated: 2022-11-15
- Sensor-Surface: 1.4 mm
- Electronics: DAE4 Sn316; Calibrated: 2023-01-23
- Phantom: Twin-SAM V5.0 (30deg probe tilt); Serial: 1489-Gap; Section: Flat
- Measurement Software: 16.2.4.2524
- UID: CW, 0--

Pin=50W/Area Scan (40.0 mm x 80.0 mm): Measurement Grid: 10.0 mm x 10.0 mm
SAR (1g) = 3.72 W/kg; SAR (10g) = 1.05 W/kg;

Pin=50W/Zoom Scan (22.0 mm x 22.0 mm x 22.0 mm): Measurement Grid: 4.0 mm x 4.0 mm
x 1.4 mm
Power Drift = -0.07 dB
SAR (1g) = 3.98 W/kg; SAR (8g) = 1.33 W/kg; SAR (10g) = 1.14 W/kg
Smallest distance from peaks to all points 3 dB below = 7.2 mm
Ratio of SAR at M2 to SAR at M1 = 64.1 %

Interpolated SAR [W/kg]

15.3



0

System Check_Head_5600MHz

DUT: D5GHzV2 - 1128

Communication System: CW; Frequency: 5600.000 MHz; Duty Cycle: 1:1

Medium: HSL_5G_230525 Medium parameters used: $f = 5600.000$ MHz; $\sigma = 5.03$ S/m; $\epsilon_r = 34.9$

Ambient Temperature: 23.4°C; Liquid Temperature: 22.4°C

DASY6 Configuration:

- Probe: EX3DV4 - SN7625; ConvF(4.88, 4.88, 4.88); Calibrated: 2023-01-26
- Sensor-Surface: 1.4 mm
- Electronics: DAE4 Sn656; Calibrated: 2023-01-23
- Phantom: Twin-SAM V8.0 (30deg probe tilt); Serial: 2079; Section: Flat
- Measurement Software: 16.2.4.2524
- UID: CW

Pin=50mW/Area Scan (40.0 mm x 80.0 mm): Measurement Grid: 10.0 mm x 10.0 mm

SAR (1g) = 3.78 W/kg; SAR (10g) = 1.09 W/kg;

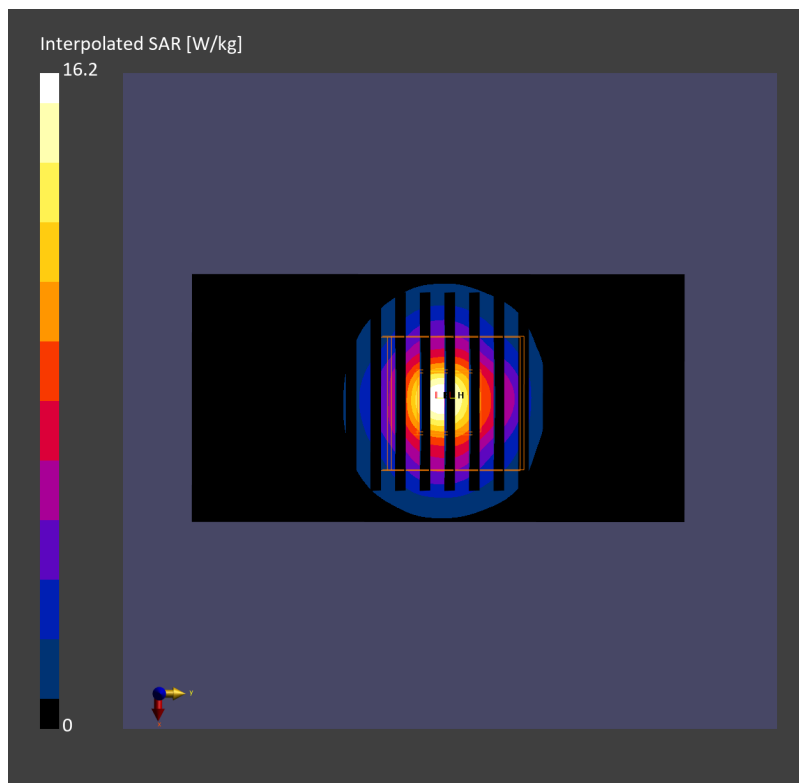
Pin=50mW/Zoom Scan (22.0 mm x 22.0 mm x 22.0 mm): Measurement Grid: 4.0 mm x 4.0 mm x 1.4 mm

Power Drift = -0.01 dB

SAR (1g) = 4.16 W/kg; SAR (8g) = 1.44 W/kg; SAR (10g) = 1.24 W/kg

Smallest distance from peaks to all points 3 dB below = 7.4 mm

Ratio of SAR at M2 to SAR at M1 = 64.5 %



System Check_Head_5600MHz

DUT: D5GHzV2 - 1128

Communication System: CW; Frequency: 5600.000 MHz; Duty Cycle: 1:1

Medium: HSL_5G_230531 Medium parameters used: $f = 5600.000$ MHz; $\sigma = 5.02$ S/m; $\epsilon_r = 36.3$

Ambient Temperature: 23.1°C; Liquid Temperature: 22.1°C

DASY6 Configuration:

- Probe: EX3DV4 - SN3931; ConvF(4.48, 4.48, 4.48); Calibrated: 2022-10-31
- Sensor-Surface: 1.4 mm
- Electronics: DAE4 Sn1696; Calibrated: 2022-11-09
- Phantom: Twin-SAM V8.0 (30deg probe tilt); Serial: 2079_Gap; Section: Flat
- Measurement Software: 16.2.4.2524
- UID: CW

Pin=50mW/Area Scan (40.0 mm x 80.0 mm): Measurement Grid: 10.0 mm x 10.0 mm

SAR (1g) = 3.35 W/kg; SAR (10g) = 1.02 W/kg;

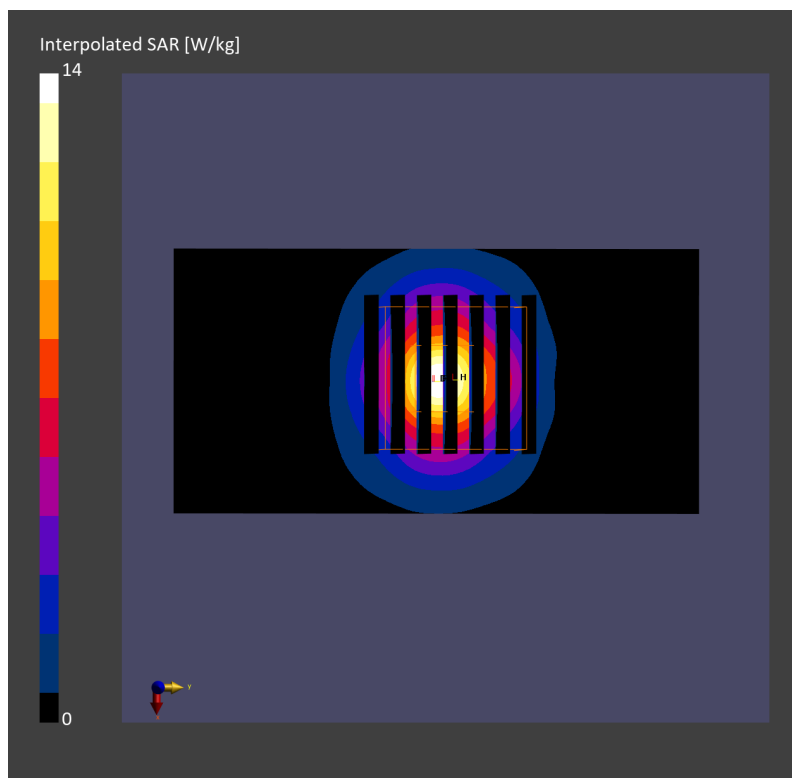
Pin=50mW/Zoom Scan (22.0 mm x 22.0 mm x 22.0 mm): Measurement Grid: 4.0 mm x 4.0 mm x 1.4 mm

Power Drift = 0.03 dB

SAR (1g) = 3.68 W/kg; SAR (8g) = 1.32 W/kg; SAR (10g) = 1.15 W/kg

Smallest distance from peaks to all points 3 dB below = 8.2 mm

Ratio of SAR at M2 to SAR at M1 = 63.1 %



System Check_Head_5600MHz

DUT: D5GHzV2 - SN1128

Communication System: CW; Frequency: 5600.000 MHz; Duty Cycle: 1:1

Medium: HSL_5G_230604 Medium parameters used: $f = 5600.000$ MHz; $\sigma = 4.99$ S/m; $\epsilon_r = 35.0$

Ambient Temperature: 23.6°C; Liquid Temperature: 22.6°C

DASY6 Configuration:

- Probe: EX3DV4 - SN7625; ConvF(4.88, 4.88, 4.88); Calibrated: 2023-01-26
- Sensor-Surface: 1.4 mm
- Electronics: DAE4 Sn656; Calibrated: 2023-01-23
- Phantom: Twin-SAM V8.0 (30deg probe tilt); Serial: 2079_For Gap; Section: Flat
- Measurement Software: 16.2.4.2524
- UID: CW

Pin=50mW/Area Scan (40.0 mm x 80.0 mm): Measurement Grid: 10.0 mm x 10.0 mm
SAR (1g) = 3.64 W/kg; SAR (10g) = 1.04 W/kg;

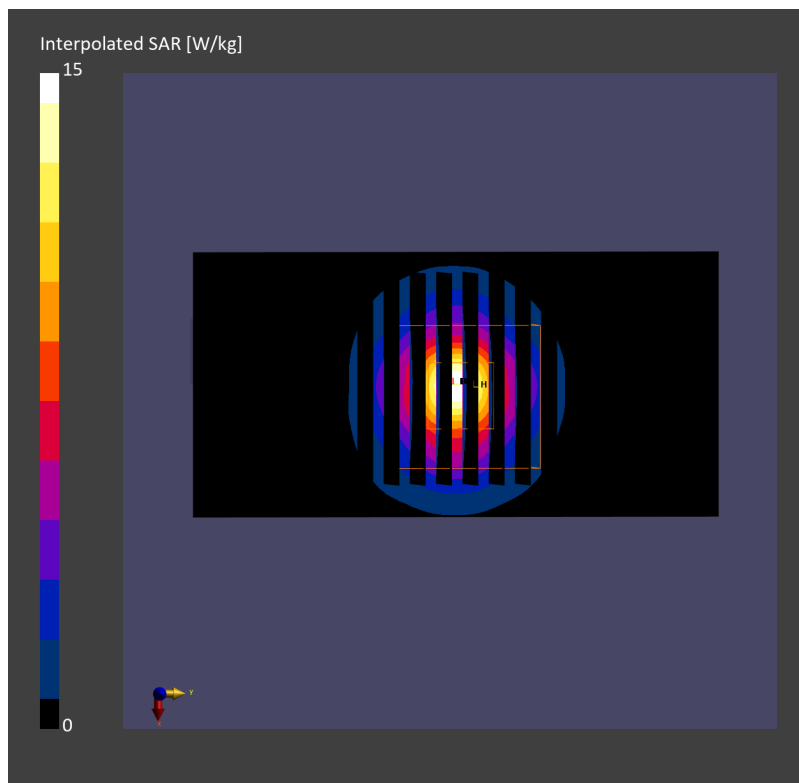
Pin=50mW/Zoom Scan (22.0 mm x 22.0 mm x 22.0 mm): Measurement Grid: 4.0 mm x 4.0 mm x 1.4 mm

Power Drift = 0.00 dB

SAR (1g) = 3.95 W/kg; SAR (8g) = 1.38 W/kg; SAR (10g) = 1.19 W/kg

Smallest distance from peaks to all points 3 dB below = 7.4 mm

Ratio of SAR at M2 to SAR at M1 = 64.0 %



System Check_Head_5600MHz

DUT: D5GHzV2 - SN1128

Communication System: CW; Frequency: 5600.000 MHz; Duty Cycle: 1:1

Medium: HSL_5G_230605 Medium parameters used: $f = 5600.000$ MHz; $\sigma = 5.06$ S/m; $\epsilon_r = 35.2$

Ambient Temperature: 23.5°C; Liquid Temperature: 22.5°C

DASY6 Configuration:

- Probe: EX3DV4 - SN7694; ConvF(4.66, 4.66, 4.66); Calibrated: 2022-11-15
- Sensor-Surface: 1.4 mm
- Electronics: DAE4 Sn316; Calibrated: 2023-01-23
- Phantom: Twin-SAM V5.0 (30deg probe tilt); Serial: 1489-Gap; Section: Flat
- Measurement Software: 16.2.4.2524
- UID: CW

Pin=50mW/Area Scan (40.0 mm x 80.0 mm): Measurement Grid: 10.0 mm x 10.0 mm
SAR (1g) = 3.71 W/kg; SAR (10g) = 1.03 W/kg;

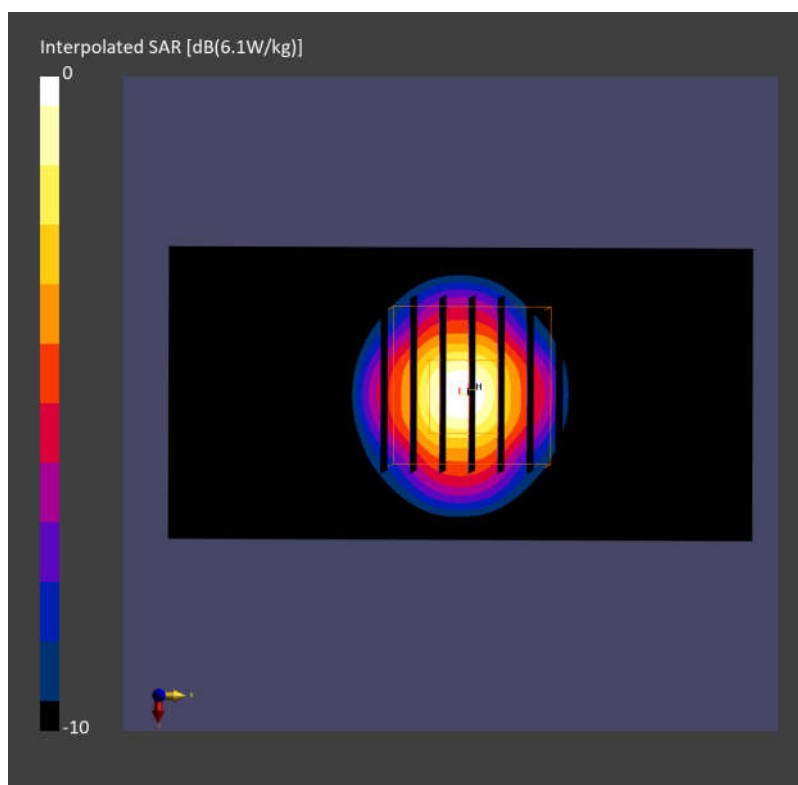
Pin=50mW/Zoom Scan (22.0 mm x 22.0 mm x 22.0 mm): Measurement Grid: 4.0 mm x 4.0 mm x 1.4 mm

Power Drift = -0.08 dB

SAR (1g) = 3.96 W/kg; SAR (8g) = 1.32 W/kg; SAR (10g) = 1.13 W/kg

Smallest distance from peaks to all points 3 dB below = 7.4 mm

Ratio of SAR at M2 to SAR at M1 = 61.8 %



System Check_Head_5600MHz

DUT: D5GHzV2 - SN1128

Communication System: CW; Frequency: 5600.000 MHz; Duty Cycle: 1:1
Medium: HSL_5600_230607 Medium parameters used: $f= 5600.000$ MHz; $\sigma= 5.02$ S/m; $\epsilon_r = 35.0$
Ambient Temperature: 23.1°C; Liquid Temperature: 22.1°C

DASY6 Configuration:

- Probe: EX3DV4 - SN7694; ConvF(4.66, 4.66, 4.66); Calibrated: 2022-11-15
- Sensor-Surface: 1.4 mm
- Electronics: DAE4 Sn316; Calibrated: 2023-01-23
- Phantom: Twin-SAM V5.0 (30deg probe tilt); Serial: 1489-Gap; Section: Flat
- Measurement Software: 16.2.4.2524
- UID: CW, 0--

Pin=50mW/Area Scan (40.0 mm x 80.0 mm): Measurement Grid: 10.0 mm x 10.0 mm

SAR (1g) = 3.89 W/kg; SAR (10g) = 1.09 W/kg;

Pin=50mW/Zoom Scan (22.0 mm x 22.0 mm x 22.0 mm): Measurement Grid: 4.0 mm x 4.0 mm

x 1.4 mm

Power Drift = -0.02 dB


SAR (1g) = 4.15 W/kg; SAR (8g) = 1.38 W/kg; SAR (10g) = 1.18 W/kg

Smallest distance from peaks to all points 3 dB below = 7.2 mm

Ratio of SAR at M2 to SAR at M1 = 61.6 %

Interpolated SAR [W/kg]

16.9



0

System Check_Head_5750MHz

DUT: D5GHzV2 - 1128

Communication System: CW; Frequency: 5750.000 MHz; Duty Cycle: 1:1

Medium: HSL_5G_230525 Medium parameters used: $f = 5750.000$ MHz; $\sigma = 5.21$ S/m; $\epsilon_r = 34.6$

Ambient Temperature: 23.4°C; Liquid Temperature: 22.4°C

DASY6 Configuration:

- Probe: EX3DV4 - SN7625; ConvF(4.95, 4.95, 4.95); Calibrated: 2023-01-26
- Sensor-Surface: 1.4 mm
- Electronics: DAE4 Sn656; Calibrated: 2023-01-23
- Phantom: Twin-SAM V8.0 (30deg probe tilt); Serial: 2079; Section: Flat
- Measurement Software: 16.2.4.2524
- UID: CW

Pin=50mW/Area Scan (40.0 mm x 80.0 mm): Measurement Grid: 10.0 mm x 10.0 mm
SAR (1g) = 3.57 W/kg; SAR (10g) = 1.04 W/kg;

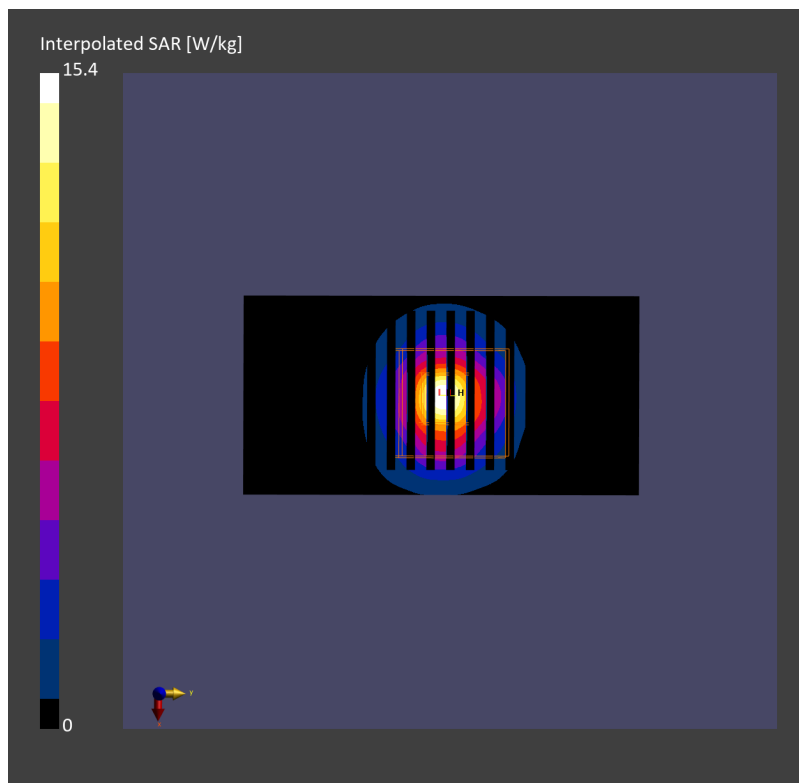
Pin=50mW/Zoom Scan (22.0 mm x 22.0 mm x 22.0 mm): Measurement Grid: 4.0 mm x 4.0 mm x 1.4 mm

Power Drift = 0.01 dB

SAR (1g) = 3.91 W/kg; SAR (8g) = 1.37 W/kg; SAR (10g) = 1.19 W/kg

Smallest distance from peaks to all points 3 dB below = 7.9 mm

Ratio of SAR at M2 to SAR at M1 = 63.2 %



System Check_Head_5750MHz

DUT: D5GHzV2 - SN1128

Communication System: CW; Frequency: 5750.000 MHz; Duty Cycle: 1:1

Medium: HSL_5G_230530 Medium parameters used: $f = 5750.000$ MHz; $\sigma = 5.23$ S/m; $\epsilon_r = 36.2$

Ambient Temperature: 23.7°C; Liquid Temperature: 22.7°C

DASY6 Configuration:

- Probe: EX3DV4 - SN3931; ConvF(4.81, 4.81, 4.81); Calibrated: 2022-10-31
- Sensor-Surface: 1.4 mm
- Electronics: DAE4 Sn1696; Calibrated: 2022-11-09
- Phantom: Twin-SAM V8.0 (30deg probe tilt); Serial: 2079_Gap; Section: Flat
- Measurement Software: 16.2.4.2524
- UID: CW, 0--

Pin=50mW/Area Scan (40.0 mm x 80.0 mm): Measurement Grid: 10.0 mm x 10.0 mm

SAR (1g) = 3.97 W/kg; SAR (10g) = 1.14 W/kg;

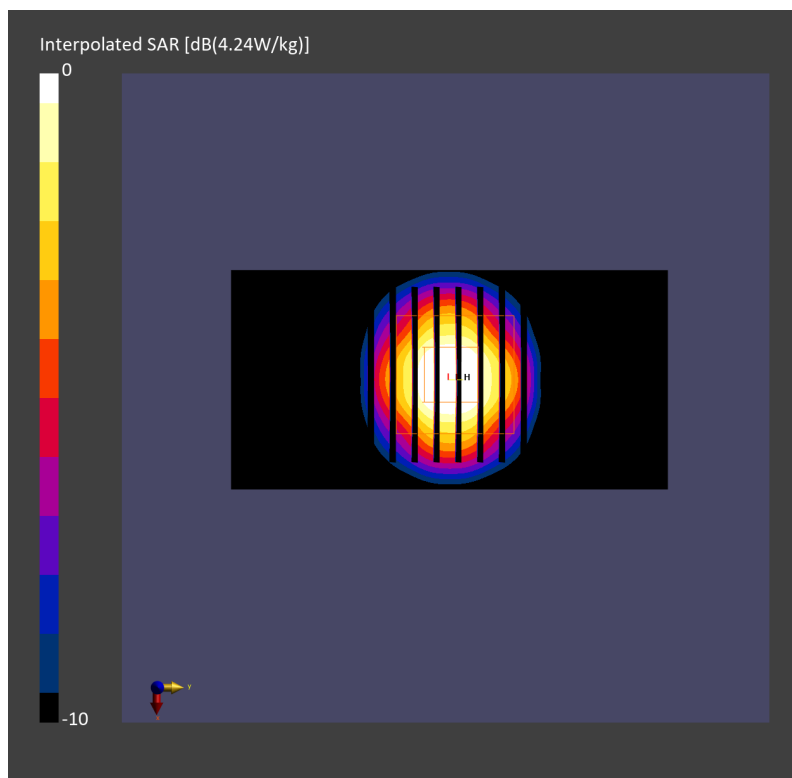
Pin=50mW/Zoom Scan (22.0 mm x 22.0 mm x 22.0 mm): Measurement Grid: 4.0 mm x 4.0 mm x 1.4 mm

Power Drift = -0.05 dB

SAR (1g) = 4.24 W/kg; SAR (8g) = 1.46 W/kg; SAR (10g) = 1.23 W/kg

Smallest distance from peaks to all points 3 dB below = 7.9 mm

Ratio of SAR at M2 to SAR at M1 = 62.6 %



System Check_Head_5750MHz

DUT: D5GHzV2 - 1128

Communication System: CW; Frequency: 5750.000 MHz; Duty Cycle: 1:1

Medium: HSL_5G_230531 Medium parameters used: $f = 5750.000$ MHz; $\sigma = 5.19$ S/m; $\epsilon_r = 36.1$

Ambient Temperature: 23.1°C; Liquid Temperature: 22.1°C

DASY6 Configuration:

- Probe: EX3DV4 - SN3931; ConvF(4.81, 4.81, 4.81); Calibrated: 2022-10-31
- Sensor-Surface: 1.4 mm
- Electronics: DAE4 Sn1696; Calibrated: 2022-11-09
- Phantom: Twin-SAM V8.0 (30deg probe tilt); Serial: 2079_Gap; Section: Flat
- Measurement Software: 16.2.4.2524
- UID: CW

Pin=50mW/Area Scan (40.0 mm x 80.0 mm): Measurement Grid: 10.0 mm x 10.0 mm

SAR (1g) = 3.38 W/kg; SAR (10g) = 1.02 W/kg;

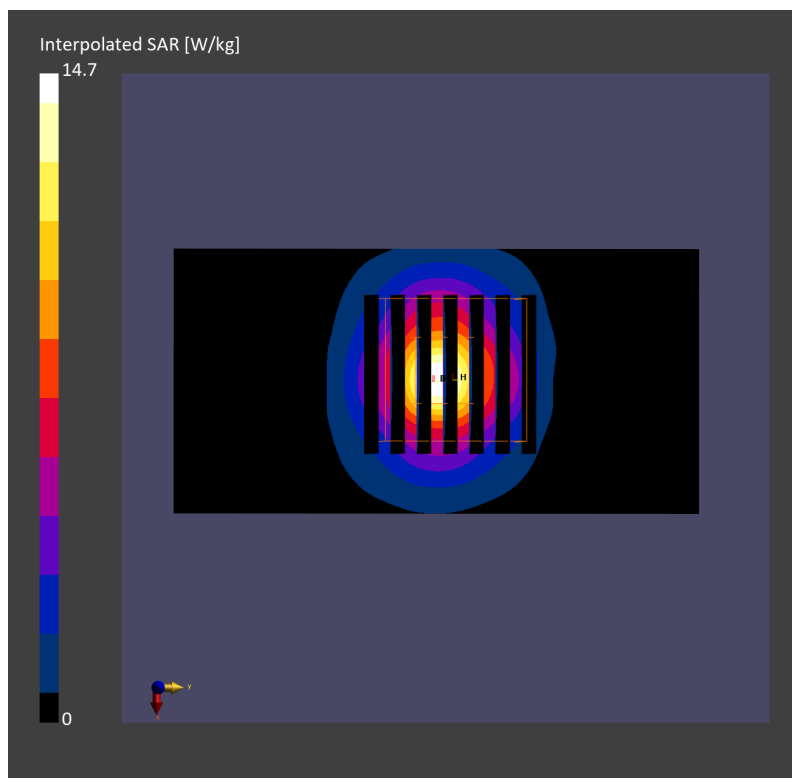
Pin=50mW/Zoom Scan (22.0 mm x 22.0 mm x 22.0 mm): Measurement Grid: 4.0 mm x 4.0 mm x 1.4 mm

Power Drift = 0.01 dB

SAR (1g) = 3.71 W/kg; SAR (8g) = 1.32 W/kg; SAR (10g) = 1.15 W/kg

Smallest distance from peaks to all points 3 dB below = 8.3 mm

Ratio of SAR at M2 to SAR at M1 = 61.7 %



System Check_Head_5750MHz

DUT: D5GHzV2 - SN1128

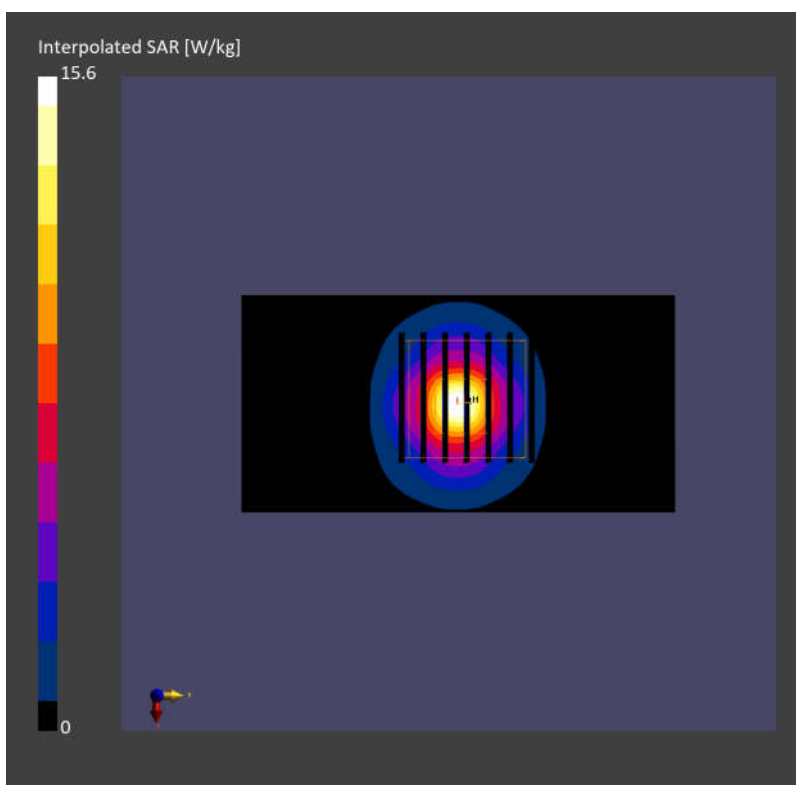
Communication System: CW; Frequency: 5750.000 MHz; Duty Cycle: 1:1
Medium: HSL_5G_230605 Medium parameters used: $f= 5750.000$ MHz; $\sigma= 5.23$ S/m; $\epsilon_r = 35.1$
Ambient Temperature: 23.5°C; Liquid Temperature: 22.5°C

DASY6 Configuration:

- Probe: EX3DV4 - SN7694; ConvF(4.86, 4.86, 4.86); Calibrated: 2022-11-15
- Sensor-Surface: 1.4 mm
- Electronics: DAE4 Sn316; Calibrated: 2023-01-23
- Phantom: Twin-SAM V5.0 (30deg probe tilt); Serial: 1489-Gap; Section: Flat
- Measurement Software: 16.2.4.2524
- UID: CW

Pin=50mW/Area Scan (40.0 mm x 80.0 mm): Measurement Grid: 10.0 mm x 10.0 mm
SAR (1g) = 3.37 W/kg; SAR (10g) = 0.951 W/kg;

Pin=50mW/Zoom Scan (22.0 mm x 22.0 mm x 22.0 mm): Measurement Grid: 4.0 mm x 4.0 mm x 1.4 mm
Power Drift = -0.09 dB
SAR (1g) = 3.60 W/kg; SAR (8g) = 1.20 W/kg; SAR (10g) = 1.03 W/kg
Smallest distance from peaks to all points 3 dB below = 7.4 mm
Ratio of SAR at M2 to SAR at M1 = 60.1 %



System Check_Head_5750MHz

DUT: D5GHzV2 - SN1128

Communication System: CW; Frequency: 5750.000 MHz; Duty Cycle: 1:1
Medium: HSL_5750_230607 Medium parameters used: $f=5750.000$ MHz; $\sigma=5.19$ S/m; $\epsilon_r=35.0$
Ambient Temperature: 23.1°C; Liquid Temperature: 22.1°C

DASY6 Configuration:

- Probe: EX3DV4 - SN7694; ConvF(4.86, 4.86, 4.86); Calibrated: 2022-11-15
- Sensor-Surface: 1.4 mm
- Electronics: DAE4 Sn316; Calibrated: 2023-01-23
- Phantom: Twin-SAM V5.0 (30deg probe tilt); Serial: 1489-Gap; Section: Flat
- Measurement Software: 16.2.4.2524
- UID: CW, 0--

Pin=50mW/Area Scan (40.0 mm x 80.0 mm): Measurement Grid: 10.0 mm x 10.0 mm

SAR (1g) = 3.53 W/kg; SAR (10g) = 0.985 W/kg;

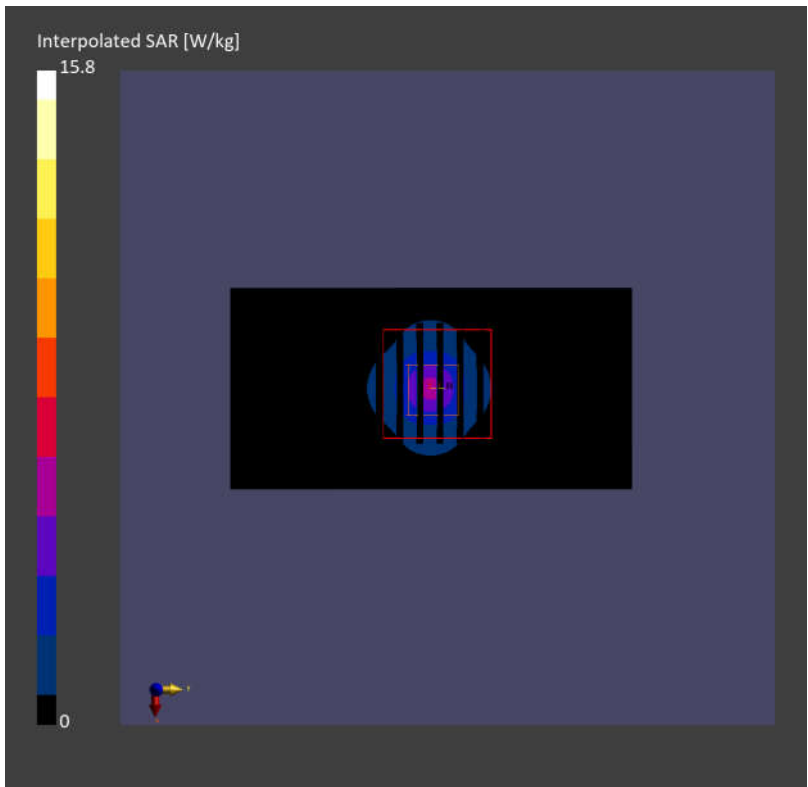
Pin=50mW/Zoom Scan (22.0 mm x 22.0 mm x 22.0 mm): Measurement Grid: 4.0 mm x 4.0 mm x 1.4 mm

Power Drift = -0.02 dB

SAR (1g) = 3.77 W/kg; SAR (8g) = 1.25 W/kg; SAR (10g) = 1.07 W/kg

Smallest distance from peaks to all points 3 dB below = 7.2 mm

Ratio of SAR at M2 to SAR at M1 = 60.5 %



System Check_Head_5850MHz

DUT: D5GHzV2 - 1171

Communication System: CW; Frequency: 5850.000 MHz; Duty Cycle: 1:1

Medium: HSL_5G_230525 Medium parameters used: $f = 5850.000$ MHz; $\sigma = 5.32$ S/m; $\epsilon_r = 34.4$

Ambient Temperature: 23.4°C; Liquid Temperature: 22.4°C

DASY6 Configuration:

- Probe: EX3DV4 - SN7625; ConvF(4.95, 4.95, 4.95); Calibrated: 2023-01-26
- Sensor-Surface: 1.4 mm
- Electronics: DAE4 Sn656; Calibrated: 2023-01-23
- Phantom: Twin-SAM V8.0 (30deg probe tilt); Serial: 2079; Section: Flat
- Measurement Software: 16.2.4.2524
- UID: CW

Pin=50mW/Area Scan (40.0 mm x 80.0 mm): Measurement Grid: 10.0 mm x 10.0 mm
SAR (1g) = 3.79 W/kg; SAR (10g) = 1.10 W/kg;

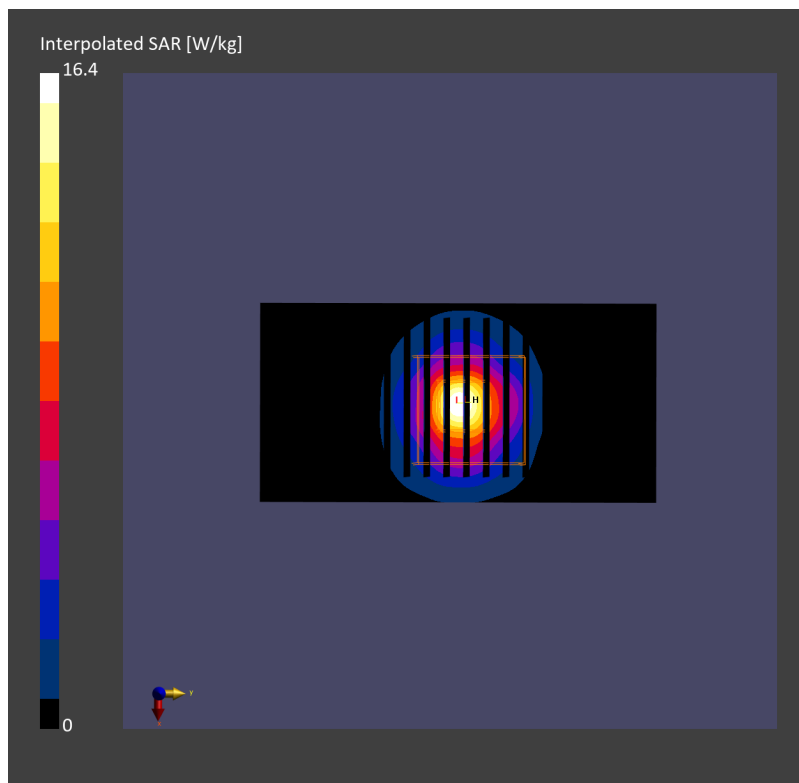
Pin=50mW/Zoom Scan (22.0 mm x 22.0 mm x 22.0 mm): Measurement Grid: 4.0 mm x 4.0 mm x 1.4 mm

Power Drift = 0.02 dB

SAR (1g) = 4.15 W/kg; SAR (8g) = 1.45 W/kg; SAR (10g) = 1.26 W/kg

Smallest distance from peaks to all points 3 dB below = 7.9 mm

Ratio of SAR at M2 to SAR at M1 = 63.0 %



System Check_Head_5850MHz

DUT: D5GHzV2 - 1171

Communication System: CW; Frequency: 5850.000 MHz; Duty Cycle: 1:1

Medium: HSL_5G_230602 Medium parameters used: $f = 5850.000$ MHz; $\sigma = 5.27$ S/m; $\epsilon_r = 34.3$

Ambient Temperature: 23.2°C; Liquid Temperature: 22.2°C

DASY6 Configuration:

- Probe: EX3DV4 - SN7625; ConvF(4.95, 4.95, 4.95); Calibrated: 2023-01-26
- Sensor-Surface: 1.4 mm
- Electronics: DAE4 Sn656; Calibrated: 2023-01-23
- Phantom: Twin-SAM V8.0 (30deg probe tilt); Serial: 2079_For Gap; Section: Flat
- Measurement Software: 16.2.4.2524
- UID: CW

Pin=50mW/Area Scan (40.0 mm x 80.0 mm): Measurement Grid: 10.0 mm x 10.0 mm
SAR (1g) = 3.63 W/kg; SAR (10g) = 1.04 W/kg;

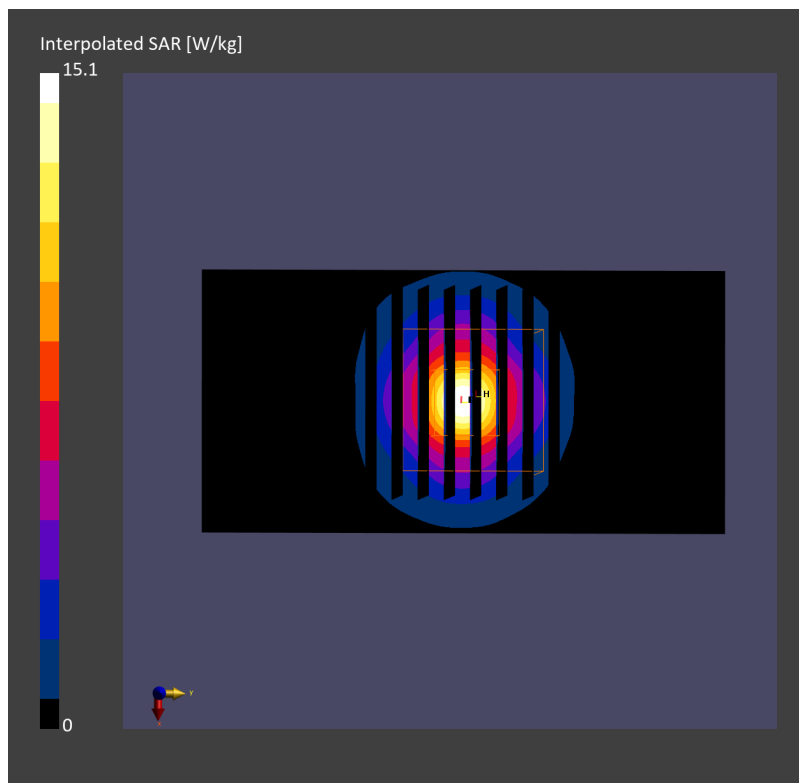
Pin=50mW/Zoom Scan (22.0 mm x 22.0 mm x 22.0 mm): Measurement Grid: 4.0 mm x 4.0 mm x 1.4 mm

Power Drift = -0.01 dB

SAR (1g) = 3.86 W/kg; SAR (8g) = 1.36 W/kg; SAR (10g) = 1.18 W/kg

Smallest distance from peaks to all points 3 dB below = 7.6 mm

Ratio of SAR at M2 to SAR at M1 = 64.0 %



System Check_Head_5850MHz

DUT: D5GHzV2 - SN1171

Communication System: CW; Frequency: 5850.000 MHz; Duty Cycle: 1:1

Medium: HSL_5G_230608 Medium parameters used: $f = 5850.000$ MHz; $\sigma = 5.28$ S/m; $\epsilon_r = 34.2$

Ambient Temperature: 23.6°C; Liquid Temperature: 22.6°C

DASY6 Configuration:

- Probe: EX3DV4 - SN7625; ConvF(4.81, 4.81, 4.81); Calibrated: 2023-01-26
- Sensor-Surface: 1.4 mm
- Electronics: DAE4 Sn656; Calibrated: 2023-01-23
- Phantom: Twin-SAM V8.0 (30deg probe tilt); Serial: 2079_For Gap; Section: Flat
- Measurement Software: 16.2.4.2524
- UID: CW, 0--

Pin=50mW/Area Scan (40.0 mm x 80.0 mm): Measurement Grid: 10.0 mm x 10.0 mm

SAR (1g) = 3.70 W/kg; SAR (10g) = 1.07 W/kg;

Pin=50mW/Zoom Scan (22.0 mm x 22.0 mm x 22.0 mm): Measurement Grid: 4.0 mm x 4.0 mm x 1.4

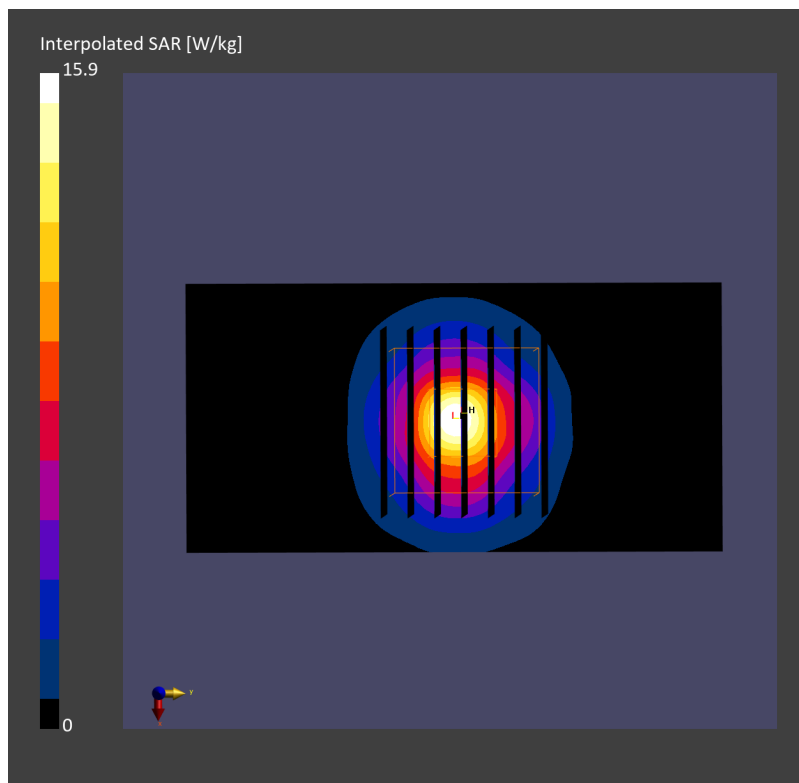
mm

Power Drift = 0.08 dB

SAR (1g) = 4.07 W/kg; SAR (8g) = 1.44 W/kg; SAR (10g) = 1.25 W/kg

Smallest distance from peaks to all points 3 dB below = 7.6 mm

Ratio of SAR at M2 to SAR at M1 = 62.2 %



System Check_Head_6500MHz**DUT: D6.5GHzV2 - SN1003**

Communication System: CW; Frequency: 6500.000 MHz; Duty Cycle: 1:1

Medium: HSL_6G_230515 Medium parameters used: $f = 6500.000$ MHz; $\sigma = 6.14$ S/m; $\epsilon_r = 34.72$

Ambient Temperature: 23.5°C; Liquid Temperature: 22.5°C

DASY6 Configuration:

- Probe: EX3DV4 - SN7700; ConvF(5.6, 5.6, 5.6); Calibrated: 2023-01-24
- Sensor-Surface: 1.4 mm
- Electronics: DAE4 Sn1697; Calibrated: 2022-12-15
- Phantom: Twin-SAM V4.0 (30deg probe tilt); Serial: 1488; Section: Flat
- Measurement Software: 16.2.4.2448
- UID: , 0--

Pin=100mW/Area Scan (51.0 mm x 85.0 mm): Measurement Grid: 8.5 mm x 8.5 mm

SAR (1g) = 22.9 W/kg; SAR (10g) = 4.93 W/kg;

Pin=100mW/Zoom Scan (22.0 mm x 22.0 mm x 22.0 mm): Measurement Grid: 3.4 mm x 3.4 mm x 1.4 mm

Power Drift = 0.00 dB

SAR (1g) = 30.1 W/kg; SAR (8g) = 6.65 W/kg; SAR (10g) = 5.45 W/kg

Smallest distance from peaks to all points 3 dB below = 4.4 mm

Ratio of SAR at M2 to SAR at M1 = 50.7 %

psAPD (1.0cm², sq) = 301 [W/m²]; psAPD (4.0cm², sq) = 133 [W/m²]

