

HAC_E_Dipole_835

DUT: HAC-Dipole 835 MHz

Communication System: CW; Frequency: 835 MHz; Duty Cycle: 1:1

Medium: Air Medium parameters used: $\sigma = 0$ S/m, $\epsilon_r = 1$; $\rho = 0$ kg/m³

Ambient Temperature : 23.6 °C

DASY5 Configuration:

- Probe: EF3DV3 - SN4047; ConvF(1, 1, 1) @ 835 MHz; Calibrated: 2023/1/17
- Sensor-Surface: (Fix Surface)
- Electronics: DAE3 Sn577; Calibrated: 2022/9/21
- Phantom: HAC Test Arch with AMCC; Type: SD HAC P01 BA;
- Measurement SW: DASY52, Version 52.10 (4); SEMCAD X Version 14.6.14 (7501)

E Scan - measurement distance from the probe sensor center to CD835 = 10mm & 15mm/Hearing Aid Compatibility Test at 15mm distance (41x361x1): Interpolated grid: dx=0.5000 mm, dy=0.5000 mm

Device Reference Point: 0, 0, -6.3 mm

Reference Value = 132.9 V/m; Power Drift = -0.03 dB

PMR not calibrated. PMF = 1.000 is applied.

E-field emissions = 117.5 V/m

Average value of Total=(117.5+111.8) / 2 = 114.65 V/m

PMF scaled E-field

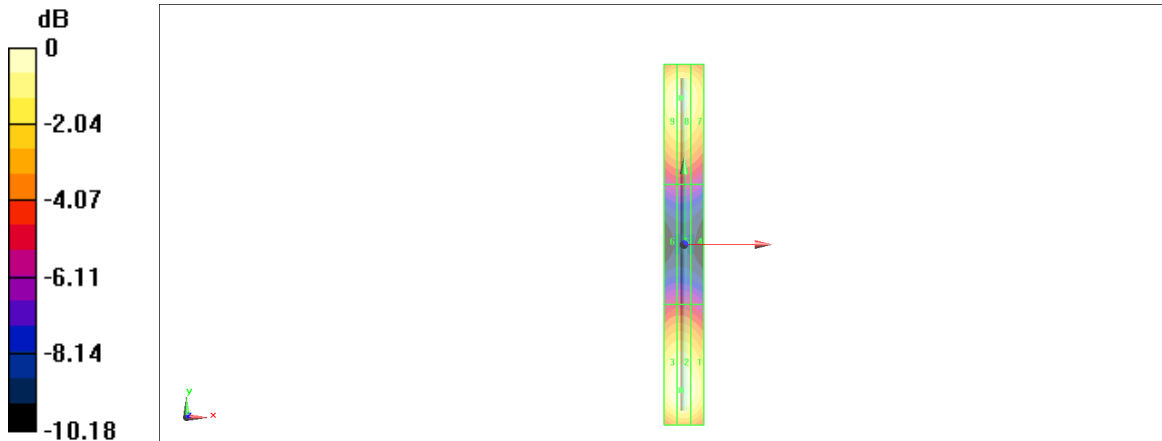
Grid 1 M4 112.7 V/m	Grid 2 M4 117.5 V/m	Grid 3 M4 116.6 V/m
Grid 4 M4 62.71 V/m	Grid 5 M4 65.43 V/m	Grid 6 M4 65.38 V/m
Grid 7 M4 107.0 V/m	Grid 8 M4 111.8 V/m	Grid 9 M4 111.2 V/m

Cursor:

Total = 117.5 V/m

E Category: M4

Location: -1.5, -72.5, 9.7 mm



0 dB = 117.5 V/m = 41.40 dBV/m

HAC_E_Dipole_1880

DUT: HAC Dipole 1880 MHz

Communication System: CW; Frequency: 1880 MHz; Duty Cycle: 1:1

Medium: Air Medium parameters used: $\sigma = 0$ S/m, $\epsilon_r = 1$; $\rho = 0$ kg/m³

Ambient Temperature : 23.6 °C

DASY5 Configuration:

- Probe: EF3DV3 - SN4047; ConvF(1, 1, 1) @ 1880 MHz; Calibrated: 2023/1/17
- Sensor-Surface: (Fix Surface)
- Electronics: DAE3 Sn577; Calibrated: 2022/9/21
- Phantom: HAC Test Arch with AMCC; Type: SD HAC P01 BA;
- Measurement SW: DASY52, Version 52.10 (4); SEMCAD X Version 14.6.14 (7501)

E Scan - measurement distance from the probe sensor center to CD1880 = 10mm & 15mm/Hearing Aid Compatibility Test at 15mm distance (41x181x1): Interpolated grid: dx=0.5000 mm, dy=0.5000 mm

Device Reference Point: 0, 0, -6.3 mm

Reference Value = 150.5 V/m; Power Drift = 0.03 dB

PMR not calibrated. PMF = 1.000 is applied.

E-field emissions = 88.23 V/m

Average value of Total=(88.23+85.41) / 2 = 86.82 V/m

PMF scaled E-field

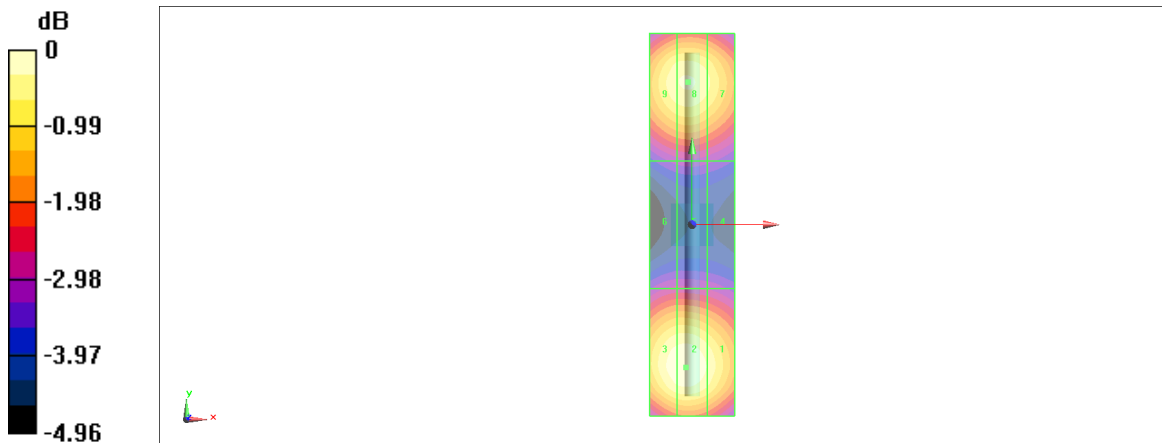
Grid 1 M3 84.77 V/m	Grid 2 M3 88.23 V/m	Grid 3 M3 87.73 V/m
Grid 4 M4 62.59 V/m	Grid 5 M3 63.64 V/m	Grid 6 M3 63.62 V/m
Grid 7 M3 82.71 V/m	Grid 8 M3 85.41 V/m	Grid 9 M3 84.74 V/m

Cursor:

Total = 88.23 V/m

E Category: M3

Location: -1.5, -33.5, 9.7 mm



0 dB = 88.23 V/m = 38.91 dBV/m

HAC_E_Dipole_2600

DUT: HAC Dipole 2600 MHz

Communication System: CW ; Frequency: 2600 MHz; Duty Cycle: 1:1

Medium: Air Medium parameters used: $\sigma = 0$ S/m, $\epsilon_r = 1$; $\rho = 0$ kg/m³

Ambient Temperature : 23.6 °C

DASY5 Configuration:

- Probe: EF3DV3 - SN4047; ConvF(1, 1, 1) @ 2600 MHz; Calibrated: 2023/1/17
- Sensor-Surface: (Fix Surface)
- Electronics: DAE3 Sn577; Calibrated: 2022/9/21
- Phantom: HAC Test Arch with AMCC; Type: SD HAC P01 BA;
- Measurement SW: DASY52, Version 52.10 (4); SEMCAD X Version 14.6.14 (7501)

E Scan - measurement distance from the probe sensor center to CD2600 = 10mm & 15mm/Hearing Aid Compatibility Test at 15mm distance (41x181x1): Interpolated grid: dx=0.5000 mm, dy=0.5000 mm

Device Reference Point: 0, 0, -6.3 mm

Reference Value = 71.20 V/m; Power Drift = -0.01 dB

PMR not calibrated. PMF = 1.000 is applied.

E-field emissions = 88.44 V/m

Average value of Total=(87.59+88.44) / 2 = 88.015 V/m

PMF scaled E-field

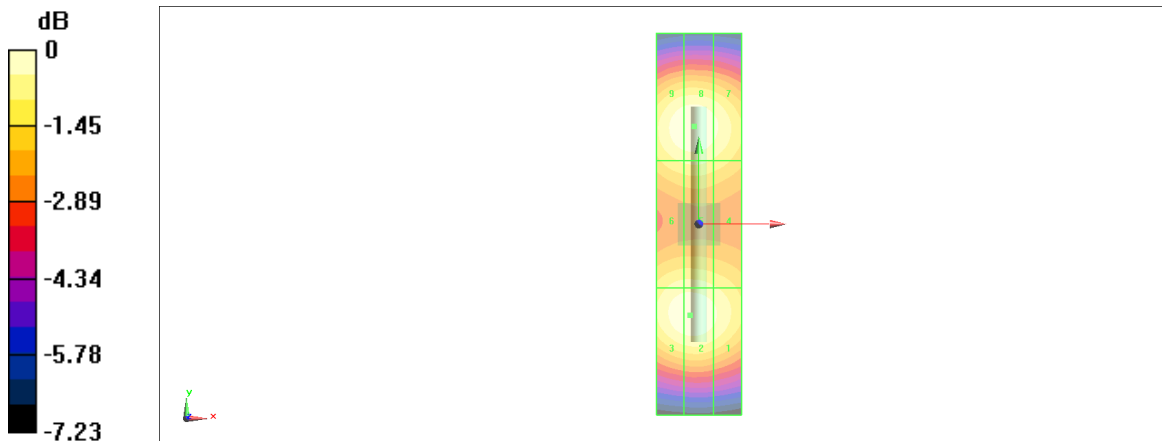
Grid 1 M3 84.53 V/m	Grid 2 M3 87.59 V/m	Grid 3 M3 87.23 V/m
Grid 4 M3 79.93 V/m	Grid 5 M3 82.33 V/m	Grid 6 M3 82.21 V/m
Grid 7 M3 85.12 V/m	Grid 8 M3 88.44 V/m	Grid 9 M3 87.68 V/m

Cursor:

Total = 88.44 V/m

E Category: M3

Location: -1, 23, 9.7 mm



0 dB = 88.44 V/m = 38.93 dBV/m

HAC_E_Dipole_3500

DUT: HAC Dipole 3500 MHz

Communication System: CW ; Frequency: 3500 MHz; Duty Cycle: 1:1

Medium: Air Medium parameters used: $\sigma = 0$ S/m, $\epsilon_r = 1$; $\rho = 0$ kg/m³

Ambient Temperature : 23.6 °C

DASY5 Configuration:

- Probe: EF3DV3 - SN4047; ConvF(1, 1, 1) @ 3500 MHz; Calibrated: 2023/1/17
- Sensor-Surface: (Fix Surface)
- Electronics: DAE3 Sn577; Calibrated: 2022/9/21
- Phantom: HAC Test Arch with AMCC; Type: SD HAC P01 BA;
- Measurement SW: DASY52, Version 52.10 (4); SEMCAD X Version 14.6.14 (7501)

E Scan - measurement distance from the probe sensor center to CD3500 = 10mm & 15mm/Hearing Aid Compatibility Test at 15mm distance (41x121x1): Interpolated grid: dx=0.5000 mm, dy=0.5000 mm

Device Reference Point: 0, 0, -6.3 mm

Reference Value = 36.43 V/m; Power Drift = 0.01 dB

PMR not calibrated. PMF = 1.000 is applied.

E-field emissions = 87.76 V/m

Average value of Total=(87.76+86.64) / 2 = 87.2 V/m

PMF scaled E-field

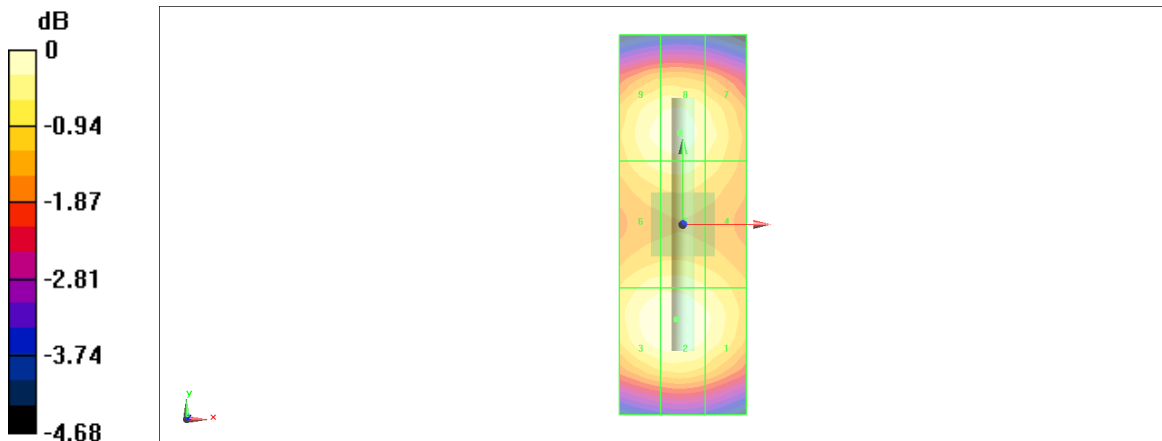
Grid 1 M3 85.41 V/m	Grid 2 M3 87.76 V/m	Grid 3 M3 87.52 V/m
Grid 4 M3 82.13 V/m	Grid 5 M3 83.97 V/m	Grid 6 M3 83.85 V/m
Grid 7 M3 83.60 V/m	Grid 8 M3 86.64 V/m	Grid 9 M3 85.80 V/m

Cursor:

Total = 87.76 V/m

E Category: M3

Location: -1, -15, 9.7 mm



0 dB = 87.76 V/m = 38.87 dBV/m