



FCC RADIO TEST REPORT

FCC ID : A4RGKWS6
Equipment : Phone
Model Name : GKWS6
Applicant : Google LLC
1600 Amphitheatre Parkway,
Mountain View, California, 94043 USA
Standard : FCC 47 CFR Part 2, 22(H), 24(E), 27D,
Part 90(S)

The product was received on Feb. 06, 2023 and testing was performed from Feb. 06, 2023 to Jun. 08, 2023. We, Sporton International Inc. EMC & Wireless Communications Laboratory, would like to declare that the tested sample has been evaluated in accordance with the test procedures given in ANSI / TIA-603-E and has been in compliance with the applicable technical standards.

The test results in this report apply exclusively to the tested model / sample. Without written approval from Sporton International Inc. EMC & Wireless Communications Laboratory, the test report shall not be reproduced except in full.

Louis Wu

Approved by: Louis Wu

Sporton International Inc. EMC & Wireless Communications Laboratory

No. 52, Huaya 1st Rd., Guishan Dist., Taoyuan City 333, Taiwan (R.O.C.)



Table of Contents

History of this test report..... 3

Summary of Test Result..... 4

1 General Description 6

 1.1 Product Feature of Equipment Under Test..... 6

 1.2 Product Specification of Equipment Under Test..... 7

 1.3 Modification of EUT 9

 1.4 Testing Location 10

 1.5 Applicable Standards..... 10

2 Test Configuration of Equipment Under Test 11

 2.1 Test Mode..... 11

 2.2 Connection Diagram of Test System..... 16

 2.3 Support Unit used in test configuration and system 17

 2.4 Measurement Results Explanation Example..... 17

 2.5 Frequency List of Low/Middle/High Channels 18

3 Conducted Test Items..... 24

 3.1 Measuring Instruments 24

 3.2 Conducted Output Power and ERP/EIRP 25

 3.3 Peak-to-Average Ratio 27

 3.4 Occupied Bandwidth..... 28

 3.5 Conducted Band Edge 29

 3.6 Emission Mask..... 32

 3.7 Conducted Spurious Emission 33

 3.8 Frequency Stability 34

4 Radiated Test Items 35

 4.1 Measuring Instruments 35

 4.2 Radiated Spurious Emission Measurement 37

5 List of Measuring Equipment..... 39

6 Measurement Uncertainty 40

Appendix A. Test Results of Conducted Test

Appendix B. Test Results of Radiated Test

Appendix C. Test Setup Photographs



Summary of Test Result

Report Clause	Ref Std. Clause	Test Items	Result (PASS/FAIL)	Remark
3.2	§2.1046	Conducted Output Power	Reporting only	-
	§22.913 (a)(5) §90.635	Effective Radiated Power (n5) (n26)	Pass	
	§27.50 (c)(10)	Effective Radiated Power (n12) (n71)		
	§24.232 (c) §27.50 (h)(2)	Equivalent Isotropic Radiated Power (n2) (n25) (n7) (n38) (n41)		
	§27.50 (d)(4)	Equivalent Isotropic Radiated Power (n66) (n70)		
	§27.50 (a)(3)	Effective Isotropic Radiated Power (n30)		
3.3	§24.232 (d) §27.50 (d)(5)	Peak-to-Average Ratio	Pass	-
3.4	§2.1049	Occupied Bandwidth	Reporting only	-
3.5	§2.1051 §22.917 (a) §24.238 (a) §27.53 (g) §27.53 (h)	Conducted Band Edge Measurement (n2) (n5) (n12) (n25) (n26) (n66) (n70) (n71)	Pass	-
	§2.1051 §27.53 (m)(4)	Conducted Band Edge Measurement (n7) (n38) (n41)		
	§2.1051 §27.53 (a)(4)	Conducted Band Edge Measurement (n30)		
	§2.1051 §90.691	Emission masks (n26)		



Report Clause	Ref Std. Clause	Test Items	Result (PASS/FAIL)	Remark
3.7	§2.1051 §22.917 (a) §24.238 (a) §27.53 (g) §27.53 (h)§90.691	Conducted Spurious Emission (n2) (n5) (n12) (n25) (n26) (n66) (n70) (n71)	Pass	-
	§2.1051 §27.53 (m)(4)	Conducted Spurious Emission (n7) (n38) (n41)		
	§2.1051 §27.53 (a)(4)	Conducted Spurious Emission (n30)		
3.8	§2.1055 §22.355 §24.235 §27.54 §90.691	Frequency Stability Temperature & Voltage	Pass	-
4.2	§2.1053 §22.917 (a) §24.238 (a) §27.53 (g) §27.53 (h) §90.691	Radiated Spurious Emission (n2) (n5) (n12) (n25) (n26) (n66) (n70) (n71)	Pass	Under limit 11.10 dB at 9242.000 MHz for Primary Antenna
	§2.1051 §27.53 (m)(4)	Radiated Spurious Emission (n7) (n38) (n41)		Under limit 6.90 dB at 6917.000 MHz for ASDIV Antenna
	§2.1053 §27.53 (a)(4)	Radiated Spurious Emission (n30)		

Conformity Assessment Condition:

- The test results (PASS/FAIL) with all measurement uncertainty excluded are presented against the regulation limits or in accordance with the requirements stipulated by the applicant/manufacturer who shall bear all the risks of non-compliance that may potentially occur if measurement uncertainty is taken into account.
- The measurement uncertainty please refer to each test result in the section "Measurement Uncertainty".

Disclaimer:

The product specifications of the EUT presented in the test report that may affect the test assessments are declared by the manufacturer who shall take full responsibility for the authenticity.

Reviewed by: William Chen

Report Producer: Rachel Hsieh



1 General Description

1.1 Product Feature of Equipment Under Test

Product Feature	
Equipment	Phone
Model Name	GKWS6
FCC ID	A4RGKWS6
EUT supports Radios application	GSM/EGPRS/WCDMA/HSPA/LTE/5G NR/NFC/GNSS/WPT WLAN 11b/g/n HT20 WLAN 11a/n HT20/HT40 WLAN 11ac VHT20/VHT40/VHT80/VHT160 WLAN 11ax HE20/HE40/HE80/HE160 WLAN 11be EHT20/EHT40/EHT80/EHT160 Bluetooth BR/EDR/LE/HR

Remark: The above EUT's information was declared by manufacturer.

EUT Information List	
S/N	Performed Test Item
33251FDJH0003B	Conducted Measurement EIRP/ERP
33131FDJH0007T	Radiated Spurious Emission



1.2 Product Specification of Equipment Under Test

Product Specification is subject to this standard	
Tx Frequency	5G NR n2: 1852.5 MHz ~ 1907.5 MHz 5G NR n5: 826.5 MHz ~ 846.5 MHz 5G NR n7: 2502.5 MHz ~ 2567.5 MHz 5G NR n12: 701.5 MHz ~ 713.5 MHz 5G NR n25: 1852.5 MHz ~ 1912.5 MHz 5G NR n26 (Part22H): 826.5 MHz ~ 846.5 MHz 5G NR n26 (Part90S): 816.5 MHz ~ 821.5 MHz 5G NR n30: 2307.5 MHz ~ 2312.5 MHz 5G NR n38: 2575 MHz ~ 2615 MHz 5G NR n41: 2501.01 MHz ~ 2685.00 MHz 5G NR n66: 1712.5 MHz ~ 1777.5 MHz 5G NR n70: 1697.5 MHz ~ 1707.5 MHz 5G NR n71: 665.5 MHz ~ 695.5 MHz
Rx Frequency	5G NR n2: 1932.5 MHz ~ 1987.5 MHz 5G NR n5: 871.5 MHz ~ 891.5 MHz 5G NR n7: 2622.5 MHz ~ 2687.5 MHz 5G NR n12: 731.5 MHz ~ 743.5 MHz 5G NR n25: 1932.5 MHz ~ 1992.5 MHz 5G NR n26 (Part22H): 861.5 MHz ~ 891.5 MHz 5G NR n26 (Part90S): 861.5 MHz ~ 866.5 MHz 5G NR n30: 2352.5 MHz ~ 2357.5 MHz 5G NR n38: 2575 MHz ~ 2615 MHz 5G NR n41: 2501.01 MHz ~ 2685.00 MHz 5G NR n66: 2112.5 MHz ~ 2197.5 MHz 5G NR n70: 1997.5 MHz ~ 2017.5 MHz 5G NR n71: 619.5 MHz ~ 649.5 MHz
Bandwidth	5G NR n2: 5MHz / 10MHz / 15MHz / 20MHz 5G NR n5: 5MHz / 10MHz / 15MHz / 20MHz 5G NR n7: 5MHz / 10MHz / 15MHz / 20MHz / 25MHz / 30MHz / 40MHz / 50MHz 5G NR n12: 5MHz / 10MHz / 15MHz 5G NR n25: 5MHz / 10MHz / 15MHz / 20MHz / 25MHz / 30MHz / 40MHz 5G NR n26: 5MHz / 10MHz / 15MHz / 20MHz 5G NR n30: 5MHz / 10MHz 5G NR n38: 10MHz / 15MHz / 20MHz 5G NR n41: 10MHz / 15MHz / 20MHz / 30MHz / 40MHz / 50MHz / 60MHz / 70MHz / 80MHz / 90MHz / 100MHz 5G NR n66: 5MHz / 10MHz / 15MHz / 20MHz / 25MHz / 30MHz / 40MHz 5G NR n70: 5MHz / 10MHz / 15MHz 5G NR n71: 5MHz / 10MHz / 15MHz / 20MHz



Product Specification is subject to this standard	
Maximum Output Power to Antenna <DFT-s-OFDM>	<p><Primary Antenna> <Ant. 0> 5G NR n5 : 24.83 dBm 5G NR n12 : 25.06 dBm 5G NR n26 : 24.87 dBm (Part22H) 5G NR n26 : 25.02 dBm (Part90S) 5G NR n71 : 24.99 dBm <Ant. 2> 5G NR n2 : 24.96 dBm 5G NR n7 : 24.86 dBm 5G NR n25 : 25.03 dBm 5G NR n30 : 21.53 dBm 5G NR n38 : 24.58 dBm 5G NR n41 : 26.62 dBm 5G NR n66 : 24.97 dBm 5G NR n70 : 25.14 dBm <ASDIV Antenna> <Ant. 0> 5G NR n2 : 24.46 dBm 5G NR n7 : 24.13 dBm 5G NR n25 : 24.50 dBm 5G NR n30 : 18.80 dBm 5G NR n38 : 23.59 dBm 5G NR n41 : 25.52 dBm 5G NR n66 : 24.59 dBm 5G NR n70 : 24.30 dBm <Ant. 1> 5G NR n5 : 24.69 dBm 5G NR n12 : 24.78 dBm 5G NR n26 : 24.75 dBm (Part22H) 5G NR n26 : 24.71 dBm (Part90S) 5G NR n71 : 24.81 dBm</p>
Maximum Output Power to Antenna <MIMO Mode>	MIMO n41 <Ant. 2+1>: 26.86 dBm MIMO n41 <Ant. 0+5>: 25.65 dBm MIMO n41 <Ant. 2+5>: 26.14 dBm MIMO n41 <Ant. 0+1>: 26.19 dBm
Maximum Output Power to Antenna <TxD Mode>	MIMO n41 <Ant. 2+1>: 28.14 dBm MIMO n41 <Ant. 0+5>: 27.30 dBm MIMO n41 <Ant. 2+5>: 27.62 dBm MIMO n41 <Ant. 0+1>: 27.92 dBm
Antenna Type	<p><Primary Antenna> <Ant. 0>: PIFA Antenna <Ant. 1>: IFA Antenna <Ant. 2>: IFA Antenna <ASDIV Antenna> <Ant. 0>: PIFA Antenna <Ant. 1>: IFA Antenna <Ant. 5>: Loop Antenna</p>
Type of Modulation	PI/2 BPSK / QPSK / 16QAM / 64QAM / 256QAM



<Primary Antenna>

Radio Tech	Band Number	Antenna name	Gain
5G NR	n2	Ant. 1	-4.6
		Ant. 2	0.5
5G NR	n5	Ant. 0	-1.1
5G NR	n7	Ant. 2	1.7
5G NR	n12	Ant. 0	-3.3
5G NR	n25	Ant. 2	0.5
5G NR	n26	Ant. 0	-1.1
5G NR	n30	Ant. 2	1.5
5G NR	n38	Ant. 1	-0.1
		Ant. 2	1.6
5G NR	n41	Ant. 1	-0.1
		Ant. 2	1.6
5G NR	n66	Ant. 1	-2.3
		Ant. 2	0.5
5G NR	N70	Ant. 2	0.5
5G NR	n71	Ant. 0	-3.1

<ASDIV Antenna>

Radio Tech	Band Number	Antenna name	Gain
5G NR	n2	Ant. 0	0.1
		Ant. 5	-3.2
5G NR	n5	Ant. 1	-6.1
5G NR	n7	Ant. 0	1.4
5G NR	n12	Ant. 1	-6.8
5G NR	n25	Ant. 0	0.1
5G NR	n26	Ant. 1	-6.1
5G NR	n30	Ant. 0	3.2
5G NR	n38	Ant. 0	1.5
		Ant. 5	-2.8
5G NR	n41	Ant. 0	1.4
		Ant. 5	-2.8
5G NR	n66	Ant. 0	1.6
		Ant. 5	-4.2
5G NR	n70	Ant. 0	1.6
5G NR	n71	Ant. 1	-6.8

Remark: The above EUT's information was declared by manufacturer. Please refer to Disclaimer in report summary.

1.3 Modification of EUT

No modifications made to the EUT during the testing.



1.4 Testing Location

Test Site	Sporton International Inc. EMC & Wireless Communications Laboratory
Test Site Location	No.52, Huaya 1st Rd., Guishan Dist., Taoyuan City 333, Taiwan (R.O.C.) TEL: +886-3-327-3456 FAX: +886-3-328-4978
Test Site No.	Sporton Site No. TH03-HY
Test Engineer	Sherry Wu
Temperature (°C)	20~24
Relative Humidity (%)	42~58

Test Site	Sporton International Inc. Wensan Laboratory
Test Site Location	No.58, Aly. 75, Ln. 564, Wenhua 3rd, Rd., Guishan Dist., Taoyuan City 333010, Taiwan (R.O.C.) TEL: +886-3-327-0868 FAX: +886-3-327-0855
Test Site No.	Sporton Site No. 03CH21-HY (TAF Code: 3786)
Test Engineer	Jack Cheng and Karl Hou
Temperature (°C)	18~26
Relative Humidity (%)	50~70
Remark	The Radiated Spurious Emission test item subcontracted to Sporton International Inc. Wensan Laboratory.

Note: The test site complies with ANSI C63.4 2014 requirement.

FCC Designation No.: TW1190 and TW3786

1.5 Applicable Standards

According to the specifications declared by the manufacturer, the EUT must comply with the requirements of the following standards:

- ♦ ANSI C63.26-2015
- ♦ ANSI / TIA-603-E
- ♦ FCC 47 CFR Part 2, 22(H), 24(E), 27D, Part 90(S)
- ♦ FCC KDB 971168 D01 Power Meas. License Digital Systems v03r01
- ♦ FCC KDB 412172 D01 Determining ERP and EIRP v01r01
- ♦ FCC KDB 414788 D01 Radiated Test Site v01r01.
- ♦ FCC KDB 662911 D01 Multiple Transmitter Output v02r01.

Remark:

1. All the test items were validated and recorded in accordance with the standards without any modification during the testing.
2. The TAF code is not including all the FCC KDB listed without accreditation.



2 Test Configuration of Equipment Under Test

2.1 Test Mode

Antenna port conducted and radiated test items listed below are performed according to KDB 971168 D01 Power Meas. License Digital Systems v03r01 with maximum output power.

For radiated measurement, the measured emission level of the EUT was maximized by rotating the EUT on a turntable, adjusting the orientation of the EUT and EUT antenna in three orthogonal axis (X: flat, Y: portrait, Z: landscape) and accessory (Adapter or Earphone), and adjusting the measurement antenna orientation, following C63.26 exploratory test procedures and only the worst case emissions were reported in this report..

Test Items	NR Band	Bandwidth (MHz)													Modulation					RB #			Test Channel		
		5	10	15	20	25	30	40	50	60	70	80	90	100	PI/2 BPSK	QPSK	16QAM	64QAM	256QAM	1	Half	Full	L	M	H
Max. Output Power	n2	v	v	v	v	-	-	-	-	-	-	-	-	-	v	v	v	v	v	v	v	v	v	v	v
	n5	v	v	v	v	-	-	-	-	-	-	-	-	-	v	v	v	v	v	v	v	v	v	v	v
	n7	v	v	v	v	v	v	v	v	-	-	-	-	-	v	v	v	v	v	v	v	v	v	v	v
	n12	v	v	v	-	-	-	-	-	-	-	-	-	-	v	v	v	v	v	v	v	v	v	v	v
	n25	v	v	v	v	v	v	v	-	-	-	-	-	-	v	v	v	v	v	v	v	v	v	v	v
	n26 (22H)	v	v	v	v	v	-	-	-	-	-	-	-	-	v	v	v	v	v	v	v	v	v	v	v
	n26 (90S)	v	v	v	v	v	v	-	-	-	-	-	-	-	v	v	v	v	v	v	v	v	v	v	v
	n30	v	v	-	-	-	-	-	-	-	-	-	-	-	v	v	v	v	v	v	v	v	v	v	v
	n38	-	v	v	v	-	-	-	-	-	-	-	-	-	v	v	v	v	v	v	v	v	v	v	v
	n41	-	v	v	v	-	v	v	v	v	v	v	v	v	v	v	v	v	v	v	v	v	v	v	v
	n66	v	v	v	v	v	v	v	-	-	-	-	-	-	v	v	v	v	v	v	v	v	v	v	v
	n70	v	v	v	-	-	-	-	-	-	-	-	-	-	v	v	v	v	v	v	v	v	v	v	v
n71	v	v	v	v	-	-	-	-	-	-	-	-	-	v	v	v	v	v	v	v	v	v	v	v	



Test Items	NR Band	Bandwidth (MHz)														Modulation					RB #			Test Channel					
		5	10	15	20	25	30	40	50	60	70	80	90	100	PI/2 BPSK	QPSK	16QAM	64QAM	256QAM	1	Half	Full	L	M	H				
Peak-to-Average Ratio	n2	Covered by 5G NR n25																											
	n5	Covered by 5G NR n26																											
	n7				v						-	-	-	-	-	v	v	v	v	v							v	v	
	n12			v	-	-	-	-	-	-	-	-	-	-	-	v	v	v	v	v								v	v
	n25				v						-	-	-	-	-	v	v	v	v	v								v	v
	n26 (22H)				v						-	-	-	-	-	v	v	v	v	v								v	v
	n26 (90S)		v		v						-	-	-	-	-	v	v	v	v	v								v	v
	n30		v	-	-	-	-	-	-	-	-	-	-	-	-	v	v	v	v	v								v	v
	n38	Covered by 5G NR n41																											
	n41	-			v	-										v	v	v	v	v								v	v
	n66				v						-	-	-	-	-	v	v	v	v	v								v	v
	n70			v	-	-	-	-	-	-	-	-	-	-	-	v	v	v	v	v								v	v
n71				v	-	-	-	-	-	-	-	-	-	-	v	v	v	v	v								v	v	
26dB and 99% Bandwidth	n2	Covered by 5G NR n25																											
	n5	Covered by 5G NR n26																											
	n7	v	v	v	v	v	v	v	v	v	-	-	-	-	-	v	v	v	v	v								v	v
	n12	v	v	v	-	-	-	-	-	-	-	-	-	-	-	v	v	v	v	v								v	v
	n25	v	v	v	v	v	v	v	v	-	-	-	-	-	-	v	v	v	v	v								v	v
	n26 (22H)	v	v	v	v	v	v	-	-	-	-	-	-	-	-	v	v	v	v	v								v	v
	n26 (90S)	v	v	v	v	v	v	-	-	-	-	-	-	-	-	v	v	v	v	v								v	v
	n30	v	v	-	-	-	-	-	-	-	-	-	-	-	-	v	v	v	v	v								v	v
	n38	Covered by 5G NR n41																											
	n41	-	v	v	v	-	v	v	v	v	v	v	v	v	v	v	v	v	v	v								v	v
	n66	v	v	v	v	v	v	v	-	-	-	-	-	-	-	v	v	v	v	v								v	v
	n70	v	v	v	-	-	-	-	-	-	-	-	-	-	-	v	v	v	v	v								v	v
n71	v	v	v	v	-	-	-	-	-	-	-	-	-	-	v	v	v	v	v								v	v	



Test Items	NR Band	Bandwidth (MHz)													Modulation					RB #			Test Channel				
		5	10	15	20	25	30	40	50	60	70	80	90	100	PI/2 BPSK	QPSK	16QAM	64QAM	256QAM	1	Half	Full	L	M	H		
Conducted Band Edge	n2	Covered by 5G NR n25																									
	n5	Covered by 5G NR n26																									
	n7	v	v	v	v	v	v	v	v	-	-	-	-	-	v	v	v	v	v	v			v	v		v	
	n12	v	v	v	-	-	-	-	-	-	-	-	-	-	v	v	v	v	v	v	v			v	v		v
	n25	v	v	v	v	v	v	v	-	-	-	-	-	-	v	v	v	v	v	v	v			v	v		v
	n26 (22H)	v	v	v	v	v	-	-	-	-	-	-	-	-	v	v	v	v	v	v	v			v	v		v
	n30	v	v	-	-	-	-	-	-	-	-	-	-	-	v	v	v	v	v	v	v			v	v	v	v
	n38	Covered by 5G NR n41																									
	n41	-	v	v	v	-	v	v	v	v	v	v	v	v	v	v	v	v	v	v	v			v	v		v
	n66	v	v	v	v	v	v	v	-	-	-	-	-	-	v	v	v	v	v	v	v			v	v		v
	n70	v	v	v	-	-	-	-	-	-	-	-	-	-	v	v	v	v	v	v	v			v	v		v
n71	v	v	v	v	-	-	-	-	-	-	-	-	-	v	v	v	v	v	v	v			v	v		v	
Emission masks In-band emissions	n26 (90S)	v	v											v	v	v	v	v	v	v			v	v	v	v	
Emission masks – Out of band emissions	n26 (90S)	v														v										v	
Conducted Spurious Emission	n2	Covered by 5G NR n25																									
	n5	Covered by 5G NR n26																									
	n7	v														v									v	v	v
	n12	v			-	-	-	-	-	-	-	-	-	-		v									v	v	v
	n25	v														v									v	v	v
	n26 (22H)	v														v									v	v	v
	n30	v		-	-	-	-	-	-	-	-	-	-	-		v									v	v	v
	n38	Covered by 5G NR n41																									
	n41	-	v														v								v	v	v
	n66	v															v								v	v	v
	n70	v															v								v	v	v
n71	v															v								v	v	v	



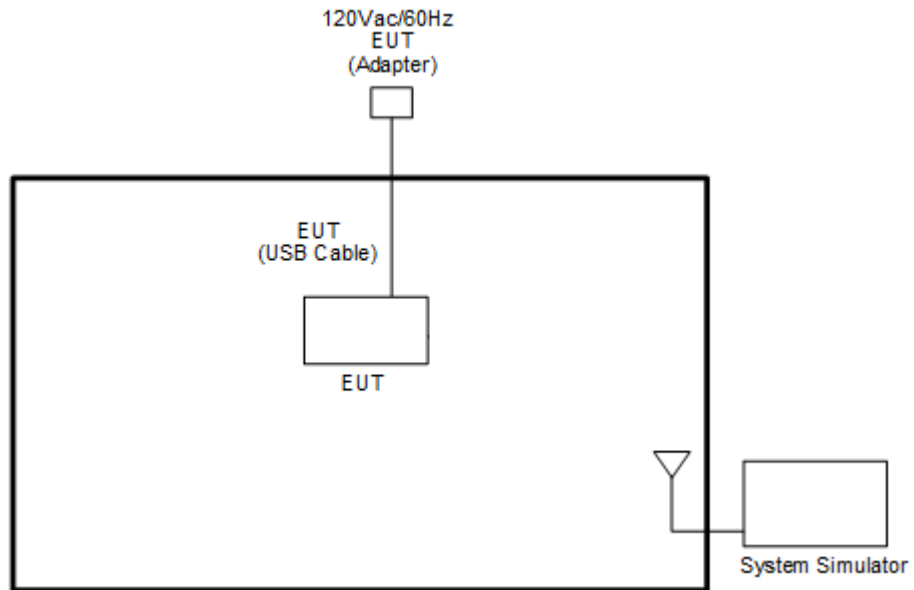
Test Items	NR Band	Bandwidth (MHz)													Modulation					RB #			Test Channel					
		5	10	15	20	25	30	40	50	60	70	80	90	100	PI/2 BPSK	QPSK	16QAM	64QAM	256QAM	1	Half	Full	L	M	H			
Frequency Stability	n2	Covered by 5G NR n25																										
	n5	Covered by 5G NR n26																										
	n7				v						-	-	-	-	-	v						v					v	
	n12			v	-	-	-	-	-	-	-	-	-	-	-	v							v					v
	n25				v						-	-	-	-	-	v							v					v
	n26 (22H)				v						-	-	-	-	-	v							v					v
	n26 (90S)		v		v						-	-	-	-	-	v							v					v
	n30		v		-	-	-	-	-	-	-	-	-	-	-	v							v					v
	n38	Covered by 5G NR n41																										
	n41	-			v	-										v							v					v
	n66				v						-	-	-	-	-	v							v					v
	n70			v	-	-	-	-	-	-	-	-	-	-	-	v							v					v
n71				v	-	-	-	-	-	-	-	-	-	-	v							v					v	
E.R.P / E.I.R.P	n2	v	v	v	v	-	-	-	-	-	-	-	-	-	v	v	v	v	v	v		Max Power						
	n5	v	v	v	v	-	-	-	-	-	-	-	-	-	v	v	v	v	v	v								
	n7	v	v	v	v	v	v	v	v	v	-	-	-	-	v	v	v	v	v	v								
	n12	v	v	v	-	-	-	-	-	-	-	-	-	-	v	v	v	v	v	v								
	n25	v	v	v	v	v	v	v	-	-	-	-	-	-	v	v	v	v	v	v								
	n26 (22H)	v	v	v	v	v	-	-	-	-	-	-	-	-	v	v	v	v	v	v								
	n26 (90S)	v	v	v	v	v	v	-	-	-	-	-	-	-	v	v	v	v	v	v								
	n30	v	v	-	-	-	-	-	-	-	-	-	-	-	v	v	v	v	v	v								
	n38	-	v	v	v	-	-	-	-	-	-	-	-	-	v	v	v	v	v	v								
	n41	-	v	v	v	-	v	v	v	v	v	v	v	v	v	v	v	v	v	v								
	n66	v	v	v	v	v	v	v	-	-	-	-	-	-	v	v	v	v	v	v								
	n70	v	v	v	-	-	-	-	-	-	-	-	-	-	v	v	v	v	v	v								
n71	v	v	v	v	-	-	-	-	-	-	-	-	-	v	v	v	v	v	v									



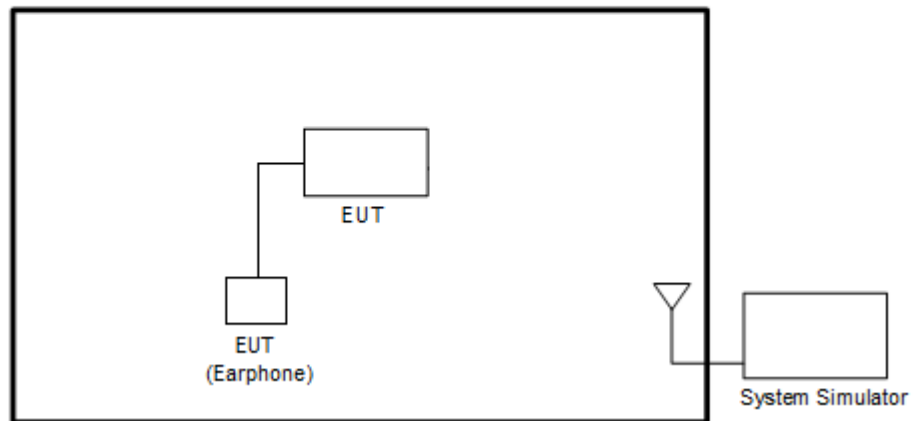
	NR Band	Bandwidth (MHz)													Modulation				RB #			Test Channel		
		5	10	15	20	25	30	40	50	60	70	80	90	100	PI/2 BPSK	QPSK	16QAM	64QAM	256QAM	1	Half	Full	L	M
Test Items	n2	Worst Case																		v	v	v		
	n5	Covered by 5G NR n26																		v	v	v		
	n7	Worst Case																		v	v	v		
	n12	Worst Case																		v	v	v		
	n25	Covered by 5G NR n2																		v	v	v		
	n26 (22H)	Worst Case																		v	v	v		
	n26 (90S)	Worst Case																		v	v	v		
	n30	Worst Case																		v	v	v		
	n38	Covered by 5G NR n41																		v	v	v		
	n41	Worst Case																		v	v	v		
	n66	Worst Case																		v	v	v		
	n70	Worst Case																		v	v	v		
n71	Worst Case																		v	v	v			
Remark	<ol style="list-style-type: none"> The mark "v" means that this configuration is chosen for testing The mark "-" means that this bandwidth is not supported. The device is investigated from 30MHz to 10 times of fundamental signal for radiated spurious emission test under different RB size/offset and modulations in exploratory test. Subsequently, only the worst case emissions are reported. For radiated measurement, pre-scanned in two modes, DFT-s OFDM and CP OFDM. The worst cases (DFT-s OFDM) were recorded in this report, and the worst modes of FR1 and LTE for simultaneous transmission were verified and compliant. All the radiated test cases were performed with Adapter 1 and USB Cable 1. For 5G NR test combination are EN-DC 2A_n26A, EN-DC 2A_n12A, EN-DC 2A_n71A, EN-DC 5A_n2A, EN-DC 5A_n66A, EN-DC 5A_n30A and EN-DC 5A_n7A Wider operating range bandwidth covers narrower one when the power is higher or the same. One representative bandwidth is selected to perform PAR and frequency stability. The n41 supports total 4 UL MIMO combinations: Ant2+Ant1, Ant0+Ant5, Ant2+Ant5, Ant0+Ant1 and the worst case combination is determined during the preliminary test that Ant2+Ant1 is reported as worst case with Ant2+Ant5, Ant0+Ant1 RSE check data. During the preliminary test, both charging modes (Adapter mode and WPT mode) were verified. It is determined that the adaptor mode is the worst case for official test. 																							

2.2 Connection Diagram of Test System

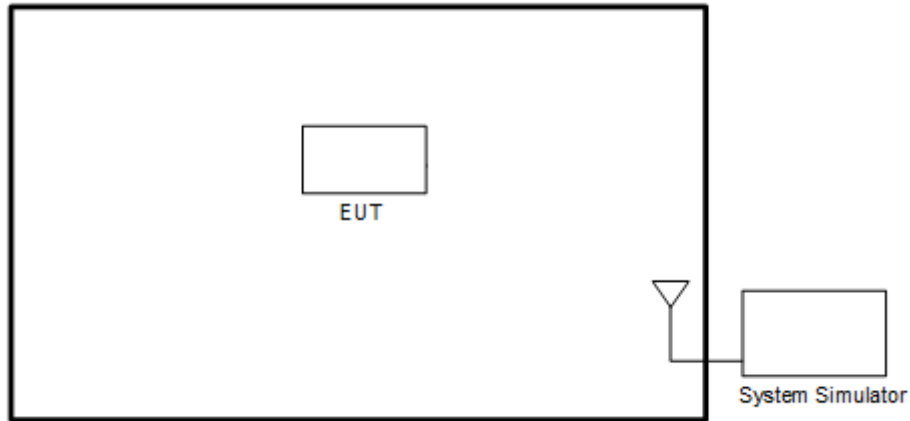
<EUT with Adapter>



<EUT with Earphone>



<EUT without Accessory>



2.3 Support Unit used in test configuration and system

Item	Equipment	Brand Name	Model No.	FCC ID	Data Cable	Power Cord
1.	5G Wireless Test Platform	Anritsu	MT8000A	N/A	N/A	Unshielded, 1.8 m
2.	System Simulator	Anritsu	MT8821C	N/A	N/A	Unshielded, 1.8 m

2.4 Measurement Results Explanation Example

For all conducted test items:

The offset level is set in the spectrum analyzer to compensate the RF cable loss and attenuator factor between EUT conducted output port and spectrum analyzer. With the offset compensation, the spectrum analyzer reading level is exactly the EUT RF output level.

The spectrum analyzer offset is derived from RF cable loss and attenuator factor.

Offset = RF cable loss + attenuator factor.

Following shows an offset computation example with cable loss 4.2 dB and 10dB attenuator.

Example :

$$\begin{aligned}
 \text{Offset(dB)} &= \text{RF cable loss(dB)} + \text{attenuator factor(dB)}. \\
 &= 4.2 + 10 = 14.2 \text{ (dB)}
 \end{aligned}$$



2.5 Frequency List of Low/Middle/High Channels

5G NR n2 Channel and Frequency List				
BW [MHz]	Channel/Frequency(MHz)	Lowest	Middle	Highest
20	Channel	372000	376000	380000
	Frequency	1860	1880	1900
15	Channel	371500	376000	380500
	Frequency	1857.5	1880	1902.5
10	Channel	371000	376000	381000
	Frequency	1855	1880	1905
5	Channel	370500	376000	381500
	Frequency	1852.5	1880	1907.5

5G NR n5 Channel and Frequency List				
BW [MHz]	Channel/Frequency(MHz)	Lowest	Middle	Highest
20	Channel	166800	167300	167800
	Frequency	834	836.5	839
15	Channel	166300	167300	168300
	Frequency	831.5	836.5	841.5
10	Channel	165800	167300	168800
	Frequency	829	836.5	844
5	Channel	165300	167300	169300
	Frequency	826.5	836.5	846.5



5G NR n7 Channel and Frequency List				
BW [MHz]	Channel/Frequency(MHz)	Lowest	Middle	Highest
50	Channel	505000	507000	509000
	Frequency	2525	2535	2545
40	Channel	504000	507000	510000
	Frequency	2520	2535	2550
30	Channel	503000	507000	511000
	Frequency	2515	2535	2555
25	Channel	502500	507000	511500
	Frequency	2512.5	2535	2557.5
20	Channel	502000	507000	512000
	Frequency	2510	2535	2560
15	Channel	501500	507000	512500
	Frequency	2507.5	2535	2562.5
10	Channel	501000	507000	513000
	Frequency	2505	2535	2565
5	Channel	500500	507000	513500
	Frequency	2502.5	2535	2567.5

5G NR n12 Channel and Frequency List				
BW [MHz]	Channel/Frequency(MHz)	Lowest	Middle	Highest
15	Channel	141300	141500	141700
	Frequency	706.5	707.5	708.5
10	Channel	140800	141500	142200
	Frequency	704	707.5	711
5	Channel	140300	141500	142700
	Frequency	701.5	707.5	713.5



5G NR n25 Channel and Frequency List				
BW [MHz]	Channel/Frequency(MHz)	Lowest	Middle	Highest
40	Channel	374000	376500	379000
	Frequency	1870	1882.5	1895
30	Channel	373000	376500	380000
	Frequency	1865	1882.5	1900
25	Channel	372500	376500	380500
	Frequency	1862.5	1882.5	1902.5
20	Channel	372000	376500	381000
	Frequency	1860	1882.5	1905
15	Channel	371500	376500	381500
	Frequency	1857.5	1882.5	1907.5
10	Channel	371000	376500	382000
	Frequency	1855	1882.5	1910
5	Channel	370500	376500	382500
	Frequency	1852.5	1882.5	1912.5

Part 22H 5G NR n26 Channel and Frequency List				
BW [MHz]	Channel/Frequency(MHz)	Lowest	Middle	Highest
20	Channel	166800	167300	167800
	Frequency	834	836.5	839
15	Channel	166300	167300	168300
	Frequency	831.5	836.5	841.5
10	Channel	165800	167300	168800
	Frequency	829	836.5	844
5	Channel	165300	167300	169300
	Frequency	826.5	836.5	846.5



Part 90S 5G NR n26 Channel and Frequency List				
BW [MHz]	Channel/Frequency(MHz)	Lowest	Middle	Highest
10	Channel	-	163800	-
	Frequency	-	819	-
5	Channel	163300	163800	164300
	Frequency	816.5	819	821.5

Part 90S 5G NR n26 Straddle Channel and Frequency List				
BW [MHz]	Channel/Frequency(MHz)	Lowest	Middle	Highest
20	Channel	-	164800	-
	Frequency	-	824	-
15	Channel	-	164800	-
	Frequency	-	824	-
10	Channel	-	164800	-
	Frequency	-	824	-
5	Channel	-	164800	-
	Frequency	-	824	-

5G NR n30 Channel and Frequency List				
BW [MHz]	Channel/Frequency(MHz)	Lowest	Middle	Highest
10	Channel	-	27710	-
	Frequency	-	2310	-
5	Channel	27685	27710	27735
	Frequency	2307.5	2310	2312.5



5G NR n38 Channel and Frequency List				
BW [MHz]	Channel/Frequency(MHz)	Lowest	Middle	Highest
20	Channel	516000	519000	522000
	Frequency	2580	2595	2610
15	Channel	515500	519000	522500
	Frequency	2577.5	2595	2612.5
10	Channel	515000	519000	523000
	Frequency	2575	2595	2615

5G NR n41 Channel and Frequency List				
BW [MHz]	Channel/Frequency(MHz)	Lowest	Middle	Highest
100	Channel	509202	518598	528000
	Frequency	2546.01	2592.99	2640
90	Channel	508200	518598	528996
	Frequency	2541	2592.99	2644.98
80	Channel	507204	518598	529998
	Frequency	2536.02	2592.99	2649.99
70	Channel	506202	518598	531000
	Frequency	2531.01	2592.99	2655
60	Channel	505200	518598	531996
	Frequency	2526	2592.99	2659.98
50	Channel	504204	518598	532998
	Frequency	2521.02	2592.99	2664.99
40	Channel	503202	518598	534000
	Frequency	2516.01	2592.99	2670
30	Channel	502200	518598	534996
	Frequency	2511	2592.99	2674.98
20	Channel	501204	518598	535998
	Frequency	2506.02	2592.99	2679.99
15	Channel	500700	518598	536496
	Frequency	2503.5	2592.99	2682.48
10	Channel	500202	518598	535998
	Frequency	2501.01	2592.99	2679.99



5G NR n66 Channel and Frequency List				
BW [MHz]	Channel/Frequency(MHz)	Lowest	Middle	Highest
40	Channel	346000	349000	352000
	Frequency	1730	1745	1760
30	Channel	345000	349000	353000
	Frequency	1725	1745	1765
25	Channel	344500	349000	353500
	Frequency	1722.5	1745	1767.5
20	Channel	344000	349000	354000
	Frequency	1720	1745	1770
15	Channel	343500	349000	354500
	Frequency	1717.5	1745	1772.5
10	Channel	343000	349000	355000
	Frequency	1715	1745	1775
5	Channel	342500	349000	355500
	Frequency	1712.5	1745	1777.5

5G NR n70 Channel and Frequency List				
BW [MHz]	Channel/Frequency(MHz)	Lowest	Middle	Highest
15	Channel	-	340500	-
	Frequency	-	1702.5	-
10	Channel	340000	340500	341000
	Frequency	1700	1702.5	1705
5	Channel	339500	340500	341500
	Frequency	1697.5	1702.5	1707.5

5G NR n71 Channel and Frequency List				
BW [MHz]	Channel/Frequency(MHz)	Lowest	Middle	Highest
20	Channel	134600	136100	137600
	Frequency	673	680.5	688
15	Channel	134100	136100	138100
	Frequency	670.5	680.5	690.5
10	Channel	133600	136100	138600
	Frequency	668	680.5	693
5	Channel	133100	136100	139100
	Frequency	665.5	680.5	695.5

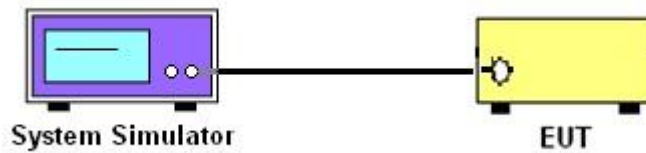
3 Conducted Test Items

3.1 Measuring Instruments

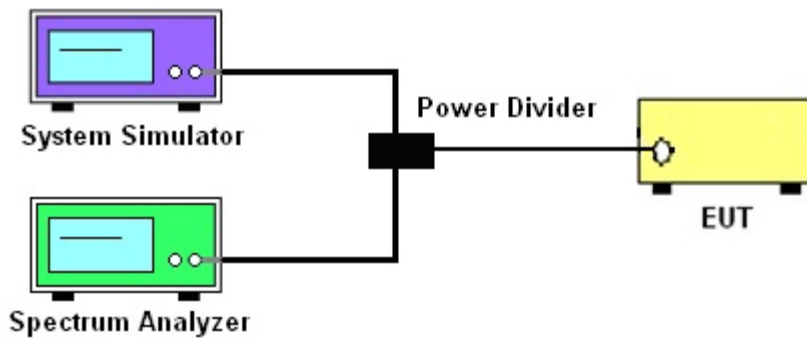
See list of measuring instruments of this test report.

3.1.1 Test Setup

3.1.2 Conducted Output Power



3.1.3 Peak-to-Average Ratio, Occupied Bandwidth ,Conducted Band-Edge, Emission Mask and Conducted Spurious Emission



3.1.4 Frequency Stability



3.1.5 Test Result of Conducted Test

Please refer to Appendix A.



3.2 Conducted Output Power and ERP/EIRP

3.2.1 Description of the Conducted Output Power Measurement and ERP/EIRP Measurement

A system simulator was used to establish communication with the EUT. Its parameters were set to force the EUT transmitting at maximum output power. The measured power in the radio frequency on the transmitter output terminals shall be reported.

The ERP of mobile transmitters must not exceed 7 Watts for 5G NR n5, n26 (Part 22H)

The output power of mobile transmitters must not exceed 100 Watts for 5G NR n26 (Part 90S)

The ERP of mobile transmitters must not exceed 3 Watts for 5G NR n12, n71

The EIRP of mobile transmitters must not exceed 2 Watts for 5G NR n2, n25, n7, n38, n41

The EIRP of mobile transmitters must not exceed 1 Watts for 5G NR n66 and n70

The EIRP of mobile transmitters must not exceed 250mW/5MHz for 5G NR n30

According to KDB 412172 D01 Power Approach,

$EIRP = P_T + G_T - L_C$, $ERP = EIRP - 2.15$, where

P_T = transmitter output power in dBm

G_T = gain of the transmitting antenna in dBi

L_C = signal attenuation in the connecting cable between the transmitter and antenna in dB



Remark: For MIMO mode, the directional gain calculation is following F)2)d) of KDB 662911 D01 v02r01.

d) Unequal antenna gains, with equal transmit powers. For antenna gains given by G₁, G₂, ..., G_N dBi

(i) If transmit signals are correlated, then

Directional gain = 10 log[(10^{G₁/20} + 10^{G₂/20} + ... + 10^{G_N/20})² / N_{ANT}] dBi [Note the "20"s in the denominator of each exponent and the square of the sum of terms; the object is to combine the signal levels coherently.]

(ii) If all transmit signals are completely uncorrelated, then

Directional gain = 10 log[(10^{G₁/10} + 10^{G₂/10} + ... + 10^{G_N/10}) / N_{ANT}] dBi

					TxD Mode	MIMO Mode
					Correlated	Uncorrelated
5G NR	Ant 0	Ant 1	Ant 2	Ant 5	NSS = 1	NSS = 2
n41	(dBi)	(dBi)	(dBi)	(dBi)	(dBi)	(dBi)
Ant. 2 + 1	1.40	-0.10	1.60	-2.80	3.81	0.84
Ant. 0 + 5	1.40	-0.10	1.60	-2.80	2.57	-0.21
Ant. 2 + 5	1.40	-0.10	1.60	-2.80	2.69	-0.06
Ant. 0 + 1	1.40	-0.10	1.60	-2.80	3.70	0.72

Directional gain for Ant. 2+1 correlated of TxD mode derived from formula which is

$$10 \times \log \left\{ \left[10^{(1.6 \text{ dBi} / 20)} + 10^{(-0.1 \text{ dBi} / 20)} \right]^2 / 2 \right\}$$

$$= 3.81 \text{ dBi}$$

Directional gain for Ant. 2+1 uncorrelated of MIMO mode derived from formula which is

$$10 \times \log \left\{ \left[10^{(-1.8 \text{ dBi} / 10)} + 10^{(-0.8 \text{ dBi} / 10)} \right] / 2 \right\}$$

$$= 0.84 \text{ dBi}$$

3.2.2 Test Procedures

1. The transmitter output port was connected to the system simulator.
2. Set EUT at maximum power through the system simulator.
3. Select lowest, middle, and highest channels for each band and different modulation.
4. Measure and record the power level from the system simulator.



3.3 Peak-to-Average Ratio

3.3.1 Description of the PAR Measurement

Power Complementary Cumulative Distribution Function (CCDF) curves provide a means for characterizing the power peaks of a digitally modulated signal on a statistical basis. A CCDF curve depicts the probability of the peak signal amplitude exceeding the average power level. Most contemporary measurement instrumentation include the capability to produce CCDF curves for an input signal provided that the instrument's resolution bandwidth can be set wide enough to accommodate the entire input signal bandwidth. In measuring transmissions in this band using an average power technique, the peak-to-average ratio (PAR) of the transmission may not exceed 13 dB.

3.3.2 Test Procedures

The testing follows ANSI C63.26-2015 Section 5.2.6

1. The EUT was connected to spectrum and system simulator via a power divider.
2. Set the CCDF (Complementary Cumulative Distribution Function) option in spectrum analyzer.
3. The highest RF powers were measured and recorded the maximum PAPR level associated with a probability of 0.1 %.
4. Record the deviation as Peak to Average Ratio.



3.4 Occupied Bandwidth

3.4.1 Description of Occupied Bandwidth Measurement

The occupied bandwidth is the width of a frequency band such that, below the lower and above the upper frequency limits, the mean powers emitted are each equal to a specified percentage 0.5% of the total mean transmitted power.

The 26 dB emission bandwidth is defined as the frequency range between two points, one above and one below the carrier frequency, at which the spectral density of the emission is attenuated 26 dB below the maximum in-band spectral density of the modulated signal. Spectral density (power per unit bandwidth) is to be measured with a detector of resolution bandwidth equal to approximately 1.0% of the emission bandwidth.

3.4.2 Test Procedures

The testing follows ANSI C63.26-2015 Section 5.4.3 (26dB) and Section 5.4.4 (99OB)

1. The EUT was connected to spectrum analyzer and system simulator via a power divider.
2. The spectrum analyzer center frequency is set to the nominal EUT channel center frequency. The span range for the spectrum analyzer shall be between two and five times the anticipated OBW.
3. The nominal resolution bandwidth (RBW) shall be in the range of 1 to 5 % of the anticipated OBW, and the VBW shall be at least 3 times the RBW.
4. Set the detection mode to peak, and the trace mode to max hold.
5. Determine the reference value: Set the EUT to transmit a modulated signal. Allow the trace to stabilize. Set the spectrum analyzer marker to the highest level of the displayed trace.
(this is the reference value)
6. Determine the “-26 dB down amplitude” as equal to (Reference Value – X).
7. Place two markers, one at the lowest and the other at the highest frequency of the envelope of the spectral display such that each marker is at or slightly below the “-X dB down amplitude” determined in step 6. If a marker is below this “-X dB down amplitude” value it shall be placed as close as possible to this value. The OBW is the positive frequency difference between the two markers.
8. Use the 99 % power bandwidth function of the spectrum analyzer and report the measured bandwidth.



3.5 Conducted Band Edge

3.5.1 Description of Conducted Band Edge Measurement

22.917(a)

For operations in the 824 – 849 MHz band, the FCC limit is $43 + 10\log_{10}(P[\text{Watts}])$ dB below the transmitter power $P(\text{Watts})$ in a 100kHz bandwidth. However, in the 1MHz bands immediately outside and adjacent to the licensee's frequency block, a resolution bandwidth of at least one percent of the emission bandwidth of the fundamental emission of the transmitter may be employed.

24.238 (a)

For operations in the 1850-1910 and 1930-1990 MHz band, the FCC limit is $43 + 10\log_{10}(P[\text{Watts}])$ dB below the transmitter power $P(\text{Watts})$ in a 1MHz bandwidth. However, in the 1 MHz bands immediately outside and adjacent to the frequency block a resolution bandwidth of at least one percent of the emission bandwidth of the fundamental emission of the transmitter may be employed.

27.53 (g)

For operations in the 600MHz band and 698-746 MHz band, the FCC limit is $43 + 10\log_{10}(P[\text{Watts}])$ dB below the transmitter power $P(\text{Watts})$ in a 100 kHz bandwidth. However, in the 100 kilohertz bands immediately outside and adjacent to a licensee's frequency block, a resolution bandwidth of at least 30 kHz may be employed.

27.53 (h)

For operations in the 1710 – 1755 MHz band, 1755-1780 MHz, the FCC limit is $43 + 10\log_{10}(P[\text{Watts}])$ dB below the transmitter power $P(\text{Watts})$ in a 1 MHz bandwidth. However, in the 1MHz bands immediately outside and adjacent to the licensee's frequency block, a resolution bandwidth of at least one percent of the emission bandwidth of the fundamental emission of the transmitter may be employed.

**27.53(m)(4)**

For mobile digital stations, the attenuation factor shall be not less than $40 + 10 \log (P)$ dB on all frequencies between the channel edge and 5 megahertz from the channel edge, $43 + 10 \log (P)$ dB on all frequencies between 5 megahertz and X megahertz from the channel edge, and $55 + 10 \log (P)$ dB on all frequencies more than X megahertz from the channel edge, where X is the greater of 6 megahertz or the actual emission bandwidth as defined in paragraph (m)(6) of this section. In addition, the attenuation factor shall not be less that $43 + 10 \log (P)$ dB on all frequencies between 2490.5 MHz and 2496 MHz and $55 + 10 \log (P)$ dB at or below 2490.5 MHz. Mobile Satellite Service licensees operating on frequencies below 2495 MHz may also submit a documented interference complaint against BRS licensees operating on channel BRS Channel 1 on the same terms and conditions as adjacent channel BRS or EBS licensees.

27.53 (a)(4)

For mobile and portable stations operating in the 2305-2315 MHz and 2350-2360 MHz bands:

- (i) By a factor of not less than: $43 + 10 \log (P)$ dB on all frequencies between 2305 and 2320 MHz and on all frequencies between 2345 and 2360 MHz that are outside the licensed band(s) of operation, not less than $55 + 10 \log (P)$ dB on all frequencies between 2320 and 2324 MHz and on all frequencies between 2341 and 2345 MHz, not less than $61 + 10 \log (P)$ dB on all frequencies between 2324 and 2328 MHz and on all frequencies between 2337 and 2341 MHz, and not less than $67 + 10 \log (P)$ dB on all frequencies between 2328 and 2337 MHz.
- (ii) By a factor of not less than $43 + 10 \log (P)$ dB on all frequencies between 2300 and 2305 MHz, $55 + 10 \log (P)$ dB on all frequencies between 2296 and 2300 MHz, $61 + 10 \log (P)$ dB on all frequencies between 2292 and 2296 MHz, $67 + 10 \log (P)$ dB on all frequencies between 2288 and 2292 MHz, and $70 + 10 \log (P)$ dB below 2288 MHz.
- (iii) By a factor of not less than $43 + 10 \log (P)$ dB on all frequencies between 2360 and 2365 MHz, and not less than $70 + 10 \log (P)$ dB above 2365 MHz.



3.5.2 Test Procedures

The testing follows FCC KDB 971168 D01 v03r01 Section 6.1.

1. The EUT was connected to spectrum analyzer and system simulator via a power divider.
2. The band edges of low and high channels for the highest RF powers were measured.
3. Set RBW \geq 1% EBW in the 1MHz band immediately outside and adjacent to the band edge.
4. Beyond the 1 MHz band from the band edge, RBW=1MHz was used.
5. Set spectrum analyzer with RMS detector.
6. The RF fundamental frequency should be excluded against the limit line in the operating frequency band.
7. Checked that all the results comply with the emission limit line.

The limit line is derived from $43 + 10\log(P)$ dB below the transmitter power P(Watts)

For 5G NR n7, n38, n41

The other 40 dB, and 55 dB have additionally applied same calculation above.

8. For MIMO mode, add additional MIMO factor $10\log(NTX=2) = 3.01$ dB into the spectrum analyzer offset.



3.6 Emission Mask

3.6.1 Description of Emissions Mask Measurement

For 5G NR n26

Equipment used in this licensed to EA or non-EA systems shall comply with the emission mask provisions of FCC Part 90.691

(a) Out-of-band emission requirement shall apply only to the "outer" channels included in an EA license and to spectrum adjacent to interior channels used by incumbent licensees. The emission limits are as follows:

(1) For any frequency removed from the EA licensee's frequency block by up to and including 37.5 kHz, the power of any emission shall be attenuated below the transmitter power (P) in watts by at least $116 \text{ Log}_{10}(f/6.1)$ decibels or $50 + 10 \text{ Log}_{10}(P)$ decibels or 80 decibels, whichever is the lesser attenuation, where f is the frequency removed from the center of the outer channel in the block in kilohertz and where f is greater than 12.5 kHz.

(2) For any frequency removed from the EA licensee's frequency block greater than 37.5 kHz, the power of any emission shall be attenuated below the transmitter power (P) in watts by at least $43 + 10 \text{ Log}_{10}(P)$ decibels or 80 decibels, whichever is the lesser attenuation, where f is the frequency removed from the center of the outer channel in the block in kilohertz and where f is greater than 37.5 kHz.

3.6.2 Test Procedures

For 5G NR n26

1. The EUT was connected to spectrum analyzer and base station via power divider.
2. The emissions mask of low and high channels for the highest RF powers were measured.
3. Set RBW and VBW 3 times of RBW to make the measurement with the spectrum analyzer's, and according to KDB 971168 D02 Misc Rev Approve License Devices v02r01 standards, set RBW = 300 Hz to make offsets less than 37.5 kHz from a channel edge , RBW = 100 kHz to make offsets greater than 37.5 kHz, that is allowed.
4. The test results were shown below plots with a correction offset factor including cable loss, insertion loss of power divider.



3.7 Conducted Spurious Emission

3.7.1 Description of Conducted Spurious Emission Measurement

The power of any emission outside of the authorized operating frequency ranges must be lower than the transmitter power (P) by a factor of at least $43 + 10 \log (P)$ dB.

For 5G NR n30

The power of any emission outside of the authorized operating frequency ranges must be lower than the transmitter power (P) by a factor of at least $70 + 10 \log (P)$ dB.

For 5G NR n7, n38, n41

The power of any emission outside of the authorized operating frequency ranges must be lower than the transmitter power (P) by a factor of at least $55 + 10 \log (P)$ dB.

It is measured by means of a calibrated spectrum analyzer and scanned from 30 MHz up to a frequency including its 10th harmonic.

3.7.2 Test Procedures

The testing follows FCC KDB 971168 D01 v03r01 Section 6.1.

1. The EUT was connected to spectrum analyzer and system simulator via a power divider.
2. The RF output of EUT was connected to the spectrum analyzer by RF cable and attenuator.
The path loss was compensated to the results for each measurement.
3. The conducted spurious emission for the whole frequency range was taken.
4. Make the measurement with the spectrum analyzer's RBW = 100 kHz if the authorized frequency band/block is at or below 1 GHz and 1 MHz if the authorized frequency band/block is above 1 GHz, VBW = 3 * RBW.
5. Set spectrum analyzer with RMS detector.
6. Taking the record of maximum spurious emission.
7. The RF fundamental frequency should be excluded against the limit line in the operating frequency band.
8. The limit line is derived from $43 + 10\log(P)$ dB below the transmitter power P(Watts)
For 5G NR n30
The limit line is derived from $70 + 10\log(P)$ dB below the transmitter power P(Watts)
 $= P(W) - [70 + 10\log(P)]$ (dB)
 $= [30 + 10\log(P)]$ (dBm) - $[70 + 10\log(P)]$ (dB)
 $= -40$ dBm.
For 5G NR n7, n38, n41
The limit line is derived from $55 + 10\log(P)$ dB below the transmitter power P(Watts)
9. For MIMO mode, add additional MIMO factor $10\log(NTX=2) = 3.01$ dB into the spectrum analyzer offset.



3.8 Frequency Stability

3.8.1 Description of Frequency Stability Measurement

The frequency stability shall be sufficient to ensure that the fundamental emission stays within the authorized frequency block.

22.355

The frequency stability shall be sufficient to ensure that the occupied bandwidth stays within each of the sub-bands when tested at the temperature and supply voltage variations specified in RSS-Gen.

.

24.235 & 27.54

The frequency stability shall be sufficient to ensure that the fundamental emission stays within the authorized frequency block.

3.8.2 Test Procedures for Temperature Variation

The testing follows FCC KDB 971168 D01 v03r01 Section 9.0.

1. The EUT was set up in the thermal chamber and connected with the system simulator.
2. With power OFF, the temperature was decreased to -30°C and the EUT was stabilized before testing. Power was applied and the maximum change in frequency was recorded within one minute.
3. With power OFF, the temperature was raised in 10°C step up to 50°C. The EUT was stabilized at each step for at least half an hour. Power was applied and the maximum frequency change was recorded within one minute.

3.8.3 Test Procedures for Voltage Variation

The testing follows FCC KDB 971168 D01 v03r01 Section 9.0.

1. The EUT was placed in a temperature chamber at 20±5° C and connected with the system simulator.
2. The power supply voltage to the EUT was varied from 85% to 115% of the nominal value measured at the input to the EUT.
3. The variation in frequency was measured for the worst case.

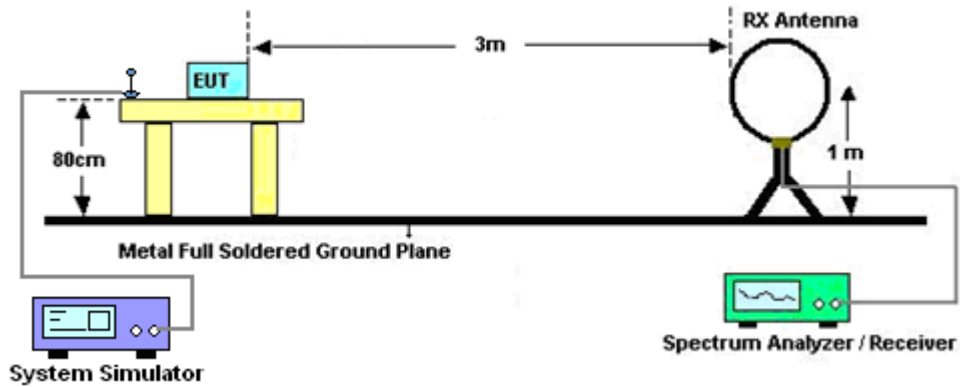
4 Radiated Test Items

4.1 Measuring Instruments

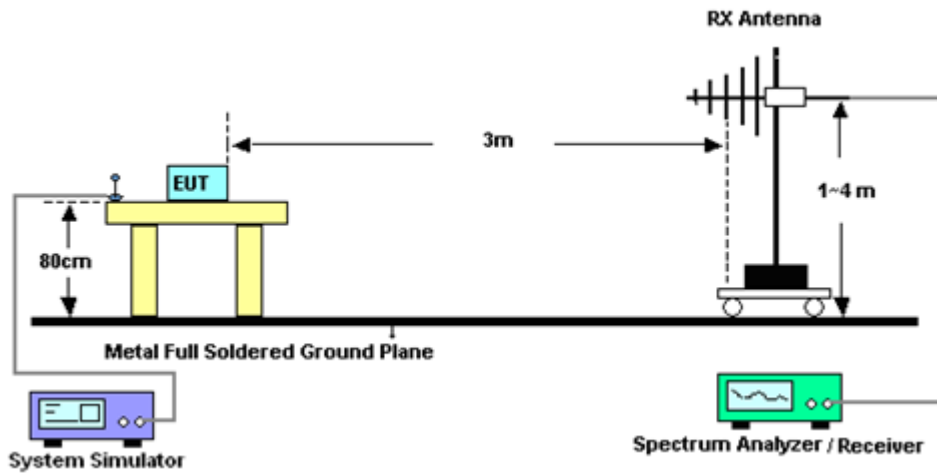
See list of measuring instruments of this test report.

4.1.1 Test Setup

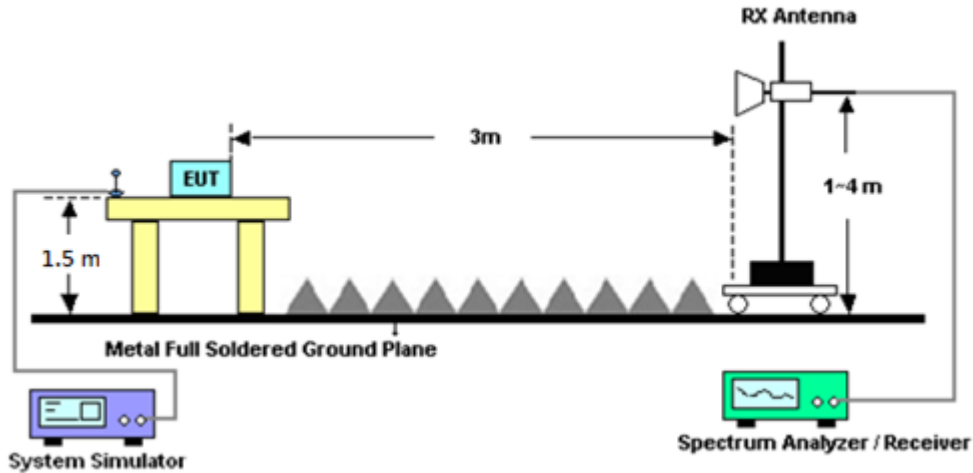
For radiated test below 30MHz



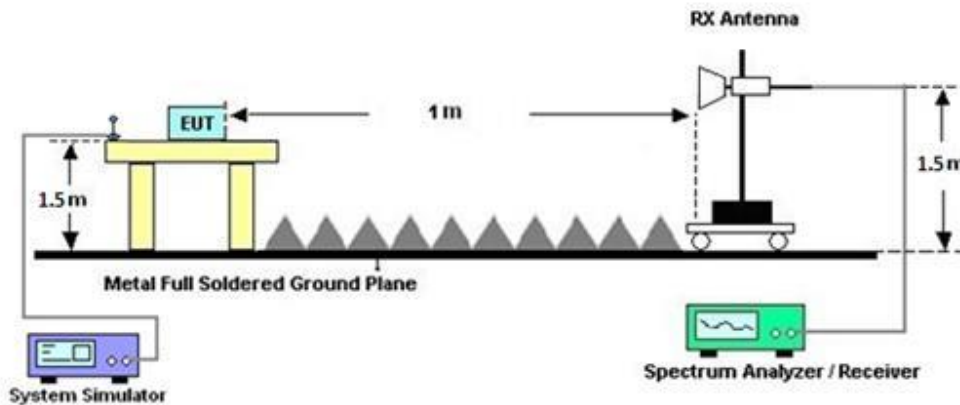
For radiated test from 30MHz to 1GHz



For radiated test from 1GHz to 18GHz



For radiated test above 18GHz



4.1.2 Test Result of Radiated Test

Please refer to Appendix B.

Note:

The low frequency, which started from 9 kHz to 30MHz, was pre-scanned and the result which was 20dB lower than the limit line was not reported.

There is adequate comparison measurement of both open-field test site and alternative test site - semi-Anechoic chamber according to 414788 D01 Radiated Test Site v01r01, and the result came out very similar.



4.2 Radiated Spurious Emission Measurement

4.2.1 Description of Radiated Spurious Emission Measurement

The radiated spurious emission was measured by substitution method according to ANSI / TIA-603-E. The power of any emission outside of the authorized operating frequency ranges must be attenuated below the transmitter power (P) by a factor of at least $43 + 10 \log (P)$ dB

For 5G NR n7, n38, n41

The power of any emission outside of the authorized operating frequency ranges must be attenuated below the transmitter power (P) by a factor of at least $55 + 10 \log (P)$ dB.

For 5G NR n30

The power of any emission outside of the authorized operating frequency ranges must be attenuated below the transmitter power (P) by a factor of at least $70 + 10 \log (P)$ dB.

The spectrum is scanned from 30 MHz up to a frequency including its 10th harmonic.



4.2.2 Test Procedures

The testing follows FCC KDB 971168 D01 v03r01 Section 7 and ANSI / TIA-603-E Section 2.2.12.

1. The EUT was placed on a turntable with 0.8 meter for frequency below 1GHz and 1.5 meter for frequency above 1GHz respectively above ground.
2. The EUT was set 3 meters from the receiving antenna, which was mounted on the antenna tower.
3. The table was rotated 360 degrees to determine the position of the highest spurious emission.
4. The height of the receiving antenna is varied between one meter and four meters to search the maximum spurious emission for both horizontal and vertical polarizations.
5. Make the measurement with the spectrum analyzer's RBW = 1MHz, VBW = 3MHz, taking the record of maximum spurious emission.
6. A horn antenna was substituted in place of the EUT and was driven by a signal generator.
7. Tune the output power of signal generator to the same emission level with EUT maximum spurious emission.
8. Taking the record of output power at antenna port.
9. Repeat step 7 to step 8 for another polarization.
10. The RF fundamental frequency should be excluded against the limit line in the operating frequency band.

The limit line is derived from $43 + 10\log(P)$ dB below the transmitter power P(Watts)
For 5G NR n30

The RF fundamental frequency should be excluded against the limit line in the operating frequency band.

The limit line is derived from $70 + 10\log(P)$ dB below the transmitter power P(Watts)
 $= P(W) - [70 + 10\log(P)]$ (dB)
 $= [30 + 10\log(P)]$ (dBm) - $[70 + 10\log(P)]$ (dB)
 $= -40$ dBm.

For 5G NR n7, n38, n41

The limit line is derived from $55 + 10\log(P)$ dB below the transmitter power P(Watts)
 $EIRP$ (dBm) = S.G. Power – Tx Cable Loss + Tx Antenna Gain
 ERP (dBm) = $EIRP - 2.15$



5 List of Measuring Equipment

Instrument	Brand Name	Model No.	Serial No.	Characteristics	Calibration Date	Test Date	Due Date	Remark
LOOP Antenna	Rohde & Schwarz	HFH2-Z2	100488	9 kHz~30 MHz	Sep. 20, 2022	Mar. 30, 2023~ May 18, 2023	Sep. 19, 2023	Radiation (03CH21-HY)
Bilog Antenna	TESEQ & WOKEN	CBL 6111D & 00802N1D-06	63303 & 001	30MHz~1GHz	Oct. 04, 2022	May 05, 2023~ May 18, 2023	Oct. 03, 2023	Radiation (03CH21-HY)
Bilog Antenna	TESEQ	CBL 6111D & N-6-06	35414 & AT-N0602	30MHz~1GHz	Oct. 08, 2022	May 05, 2023~ May 18, 2023	Oct. 07, 2023	Radiation (03CH21-HY)
Horn Antenna	RFSPIN	DRH18-E	LE2C03A18E N	1GHz~18GHz	Jul. 06, 2022	May 05, 2023~ May 18, 2023	Jul. 05, 2023	Radiation (03CH21-HY)
Horn Antenna	SCHWARZBECK	BBHA 9120 D	9120D-1326	1GHz~18GHz	Aug. 24, 2022	May 05, 2023~ May 18, 2023	Aug. 23, 2023	Radiation (03CH21-HY)
SHF-EHF Horn Antenna	SCHWARZBECK	BBHA 9170	1223	18GHz~40GHz	Jul. 05, 2022	Mar. 30, 2023~ May 18, 2023	Jul. 04, 2022	Radiation (03CH21-HY)
SHF-EHF Horn Antenna	SCHWARZBECK	BBHA 9170	00993	18GHz~40GHz	Nov. 24, 2022	Mar. 30, 2023~ May 18, 2023	Nov. 23, 2023	Radiation (03CH21-HY)
Preamplifier	E-INSTRUMENT TECH LTD.	ERA-100M-18G-56-01-A70	EC1900249	1GHz-18GHz	Dec. 21, 2022	Mar. 30, 2023~ May 18, 2023	Dec. 20, 2023	Radiation (03CH21-HY)
Preamplifier	EMEC	EM18G40G	060871	18GHz~40GHz	Sep. 29, 2022	Mar. 30, 2023~ May 18, 2023	Sep. 28, 2023	Radiation (03CH21-HY)
Spectrum Analyzer	Keysight	N9010B	MY62170358	10Hz~44GHz	Sep. 11, 2022	Mar. 30, 2023~ May 18, 2023	Sep. 10, 2023	Radiation (03CH21-HY)
RF Cable	HUBER + SUHNER	SUCOFLEX 102	803951/2	9K~30M	Mar. 07, 2023	Mar. 30, 2023~ May 18, 2023	Mar. 06, 2024	Radiation (03CH21-HY)
RF Cable	HUBER + SUHNER	SUCOFLEX 102	804397/2,804612/2,804614/2	30MHz~40GHz	Oct. 25, 2022	Mar. 30, 2023~ May 18, 2023	Oct. 24, 2023	Radiation (03CH21-HY)
Filter	Wainwright	WHKX12-1080-1200-15000-60ST	SN14	1.2GHz High Pass Filter	May 24, 2022	Mar. 30, 2023~ May 18, 2023	May 23, 2023	Radiation (03CH21-HY)
Filter	Wainwright	WHKX12-2805-3000-18000-40ST	SN19	3GHz High Pass Filter	Aug. 05, 2022	Mar. 30, 2023~ May 18, 2023	Aug. 04, 2023	Radiation (03CH21-HY)
Filter	Wainwright	WHKX8-6090-7000-18000-40SS	SN98	7GHz High Pass Filter	Nov. 03, 2022	Mar. 30, 2023~ May 18, 2023	Nov. 02, 2023	Radiation (03CH21-HY)
Hygrometer	TECPEL	DTM-303A	TP211568	N/A	Nov. 17, 2022	Mar. 30, 2023~ May 18, 2023	Nov. 16, 2023	Radiation (03CH21-HY)
Controller	EMEC	EM 1000	N/A	Control Turn table & Ant Mast	N/A	Mar. 30, 2023~ May 18, 2023	N/A	Radiation (03CH21-HY)
Antenna Mast	EMEC	AM-BS-4500-B	N/A	1~4m	N/A	Mar. 30, 2023~ May 18, 2023	N/A	Radiation (03CH21-HY)
Turn Table	EMEC	TT 2000	N/A	0~360 Degree	N/A	Mar. 30, 2023~ May 18, 2023	N/A	Radiation (03CH21-HY)
Software	Audix	E3 6.2009-8-24	RK-001053	N/A	N/A	Mar. 30, 2023~ May 18, 2023	N/A	Radiation (03CH21-HY)
Programmable Power Supply	GW Instek	PSS-2005	EL890001	50Hz~60Hz	Sep. 29, 2022	Feb. 06, 2023~ Jun. 08, 2023	Sep. 28, 2023	Conducted (TH03-HY)
Signal Analyzer	Rohde & Schwarz	FSV3044	101049	10Hz~44GHz	Oct. 07, 2022	Feb. 06, 2023~ Jun. 08, 2023	Oct. 06, 2023	Conducted (TH03-HY)
Temperature Chamber	ESPEC	SH-641	92013720	-40°C ~90°C	Sep. 07, 2022	Feb. 06, 2023~ Jun. 08, 2023	Sep. 06, 2023	Conducted (TH03-HY)
Hygrometer	TECPEL	DTM-303B	TP200886	NA	Mar. 21, 2022	Feb. 06, 2023~ Mar. 19, 2023	Mar. 22, 2023	Conducted (TH03-HY)
Hygrometer	TECPEL	DTM-303B	TP200886	NA	Mar. 28, 2023	Mar. 28, 2023~ Jun. 08, 2023	Mar. 27, 2024	Conducted (TH03-HY)
Base Station (Measure)	Anritsu	MT8821C	6262116730	LTE	Jun. 15, 2022	Feb. 06, 2023~ Jun. 08, 2023	Jun. 14, 2023	Conducted (TH03-HY)
Base Station (Measure)	Anritsu	MT8000A	6262134933	FR1	Jun. 13, 2022	Feb. 06, 2023~ Jun. 08, 2023	Jun. 22, 2023	Conducted (TH03-HY)



6 Measurement Uncertainty

Uncertainty of Radiated Emission Measurement (30 MHz ~ 1000 MHz)

Measuring Uncertainty for a Level of Confidence of 95% ($U = 2Uc(y)$)	3.06 dB
---	---------

Uncertainty of Radiated Emission Measurement (1 GHz ~ 18 GHz)

Measuring Uncertainty for a Level of Confidence of 95% ($U = 2Uc(y)$)	3.31 dB
---	---------

Uncertainty of Radiated Emission Measurement (18 GHz ~ 40 GHz)

Measuring Uncertainty for a Level of Confidence of 95% ($U = 2Uc(y)$)	3.30 dB
---	---------



Appendix A. Test Results of Conducted Test

Conducted Output Power(Average power) and ERP/EIRP

<SISO Mode>

<Primary Antenna>

NR n2 Maximum Average Power [dBm] (GT - LC = 0.5 dB)										
BW [MHz]	RB Size	RB Offset	Mod	Lowest	Middle	Highest	EIRP (dBm)	EIRP(W)		
5	1	1	PI/2 BPSK	24.76	24.64	24.78	25.38	0.3451		
5	1	23		24.66	24.75	24.87				
5	12	6		24.74	24.65	24.81				
5	1	0		24.25	24.19	24.32				
5	1	24		24.15	24.25	24.35				
5	25	0		24.15	24.28	24.31				
5	1	1	QPSK	24.83	24.67	24.88			24.34	0.2716
5	1	23		24.73	24.67	24.84				
5	12	6		24.79	24.80	24.79				
5	1	0		23.72	23.68	23.83				
5	1	24		23.72	23.73	23.88				
5	25	0		23.68	23.75	23.78				
5	1	1	16-QAM	23.81	23.60	23.84	24.34	0.2716		
5	1	1	64-QAM	22.32	22.19	22.26				
5	1	1	256-QAM	20.32	20.23	20.25				
Limit	EIRP < 2W			Result			Pass			

NR n2 Maximum Average Power [dBm] (GT - LC = 0.5 dB)										
BW [MHz]	RB Size	RB Offset	Mod	Lowest	Middle	Highest	EIRP (dBm)	EIRP(W)		
10	1	1	PI/2 BPSK	24.81	24.69	24.83	25.44	0.3499		
10	1	50		24.77	24.76	24.92				
10	25	12		24.78	24.80	24.80				
10	1	0		24.33	24.21	24.26				
10	1	51		24.20	24.36	24.39				
10	50	0		24.21	24.24	24.24				
10	1	1	QPSK	24.87	24.65	24.71			24.45	0.2786
10	1	50		24.79	24.78	24.94				
10	25	12		24.77	24.79	24.81				
10	1	0		23.84	23.68	23.76				
10	1	51		23.84	23.80	23.89				
10	50	0		23.82	23.79	23.89				
10	1	1	16-QAM	23.95	23.79	23.73	24.45	0.2786		
10	1	1	64-QAM	22.37	22.17	22.29				
10	1	1	256-QAM	20.20	20.28	20.23				
Limit	EIRP < 2W			Result			Pass			



NR n2 Maximum Average Power [dBm] (GT - LC = 0.5 dB)										
BW [MHz]	RB Size	RB Offset	Mod	Lowest	Middle	Highest	EIRP (dBm)	EIRP(W)		
15	1	1	PI/2 BPSK	24.86	24.76	24.78	25.46	0.3516		
15	1	77		24.82	24.83	24.96				
15	36	18		24.78	24.77	24.82				
15	1	0		24.29	24.20	24.33				
15	1	78		24.22	24.35	24.43				
15	75	0		24.22	24.33	24.37				
15	1	1	QPSK	24.83	24.71	24.87			24.30	0.2692
15	1	77		24.73	24.78	24.90				
15	36	18		24.79	24.84	24.85				
15	1	0		23.85	23.70	23.80				
15	1	78		23.75	23.88	23.92				
15	75	0		23.78	23.78	23.90				
15	1	1	16-QAM	23.80	23.73	23.77	24.30	0.2692		
15	1	1	64-QAM	22.42	22.39	22.16				
15	1	1	256-QAM	20.26	20.30	20.28				
Limit	EIRP < 2W			Result			Pass			

NR n2 Maximum Average Power [dBm] (GT - LC = 0.5 dB)										
BW [MHz]	RB Size	RB Offset	Mod	Lowest	Middle	Highest	EIRP (dBm)	EIRP(W)		
20	1	1	PI/2 BPSK	24.85	24.74	24.91	25.45	0.3508		
20	1	104		24.76	24.83	24.90				
20	50	25		24.80	24.80	24.90				
20	1	0		24.31	24.20	24.36				
20	1	105		24.20	24.30	24.44				
20	100	0		24.26	24.31	24.37				
20	1	1	QPSK	24.84	24.76	24.83			24.60	0.2884
20	1	104		24.79	24.77	24.95				
20	50	25		24.84	24.81	24.86				
20	1	0		23.93	23.78	23.88				
20	1	105		23.71	23.79	23.98				
20	100	0		23.73	23.78	23.93				
20	1	1	16-QAM	23.79	23.71	24.10	24.60	0.2884		
20	1	1	64-QAM	22.35	22.41	22.23				
20	1	1	256-QAM	20.30	20.38	20.40				
Limit	EIRP < 2W			Result			Pass			



NR n5 Maximum Average Power [dBm] (GT - LC = -1.1 dB)										
BW [MHz]	RB Size	RB Offset	Mod	Lowest	Middle	Highest	ERP (dBm)	ERP(W)		
5	1	1	PI/2 BPSK	24.79	24.75	24.59	21.58	0.1439		
5	1	23		24.83	24.60	24.63				
5	12	6		24.81	24.62	24.63				
5	1	0		24.30	24.24	24.13				
5	1	24		24.25	24.12	24.14				
5	25	0		24.31	24.09	24.17				
5	1	1	QPSK	24.78	24.71	24.58			20.72	0.1180
5	1	23		24.78	24.58	24.60				
5	12	6		24.77	24.57	24.64				
5	1	0		23.79	23.74	23.62				
5	1	24		23.84	23.61	23.67				
5	25	0		23.79	23.61	23.64				
5	1	1	16-QAM	23.97	23.76	23.69	20.72	0.1180		
5	1	1	64-QAM	22.35	22.24	22.25				
5	1	1	256-QAM	20.35	20.20	20.09				
Limit	ERP < 7W			Result			Pass			

NR n5 Maximum Average Power [dBm] (GT - LC = -1.1 dB)										
BW [MHz]	RB Size	RB Offset	Mod	Lowest	Middle	Highest	ERP (dBm)	ERP(W)		
10	1	1	PI/2 BPSK	24.78	24.73	24.54	21.54	0.1426		
10	1	50		24.74	24.65	24.59				
10	25	12		24.76	24.61	24.63				
10	1	0		24.30	24.19	24.05				
10	1	51		24.27	24.19	24.15				
10	50	0		24.27	24.18	24.14				
10	1	1	QPSK	24.77	24.68	24.59			20.62	0.1153
10	1	50		24.73	24.69	24.66				
10	25	12		24.79	24.65	24.64				
10	1	0		23.78	23.65	23.57				
10	1	51		23.76	23.71	23.68				
10	50	0		23.79	23.68	23.62				
10	1	1	16-QAM	23.87	23.74	23.57	20.62	0.1153		
10	1	1	64-QAM	22.38	22.16	22.15				
10	1	1	256-QAM	20.27	20.22	20.16				
Limit	ERP < 7W			Result			Pass			



NR n5 Maximum Average Power [dBm] (GT - LC = -1.1 dB)										
BW [MHz]	RB Size	RB Offset	Mod	Lowest	Middle	Highest	ERP (dBm)	ERP(W)		
15	1	1	PI/2 BPSK	24.76	24.60	24.61	21.54	0.1426		
15	1	77		24.70	24.65	24.60				
15	36	18		24.75	24.65	24.65				
15	1	0		24.30	24.17	24.10				
15	1	78		24.22	24.19	24.08				
15	75	0		24.26	24.20	24.15				
15	1	1	QPSK	24.79	24.72	24.58			20.47	0.1114
15	1	77		24.64	24.65	24.62				
15	36	18		24.78	24.65	24.60				
15	1	0		23.82	23.66	23.58				
15	1	78		23.60	23.69	23.65				
15	75	0		23.78	23.76	23.69				
15	1	1	16-QAM	23.72	23.66	23.66	20.47	0.1114		
15	1	1	64-QAM	22.39	22.32	22.19				
15	1	1	256-QAM	20.23	20.13	20.11				
Limit	ERP < 7W			Result			Pass			

NR n5 Maximum Average Power [dBm] (GT - LC = -1.1 dB)										
BW [MHz]	RB Size	RB Offset	Mod	Lowest	Middle	Highest	ERP (dBm)	ERP(W)		
20	1	1	PI/2 BPSK	24.76	24.72	24.65	21.51	0.1416		
20	1	104		24.66	24.65	24.60				
20	50	25		24.66	24.69	24.70				
20	1	0		24.24	24.24	24.18				
20	1	105		24.19	24.17	24.14				
20	100	0		24.22	24.17	24.17				
20	1	1	QPSK	24.76	24.72	24.60			20.50	0.1122
20	1	104		24.62	24.65	24.65				
20	50	25		24.64	24.68	24.66				
20	1	0		23.71	23.72	23.66				
20	1	105		23.61	23.71	23.58				
20	100	0		23.67	23.69	23.68				
20	1	1	16-QAM	23.73	23.75	23.66	20.50	0.1122		
20	1	1	64-QAM	22.20	22.31	22.15				
20	1	1	256-QAM	20.18	20.17	20.18				
Limit	ERP < 7W			Result			Pass			



NR n7 Maximum Average Power [dBm] (GT - LC = 1.7 dB)										
BW [MHz]	RB Size	RB Offset	Mod	Lowest	Middle	Highest	EIRP (dBm)	EIRP(W)		
5	1	1	PI/2 BPSK	24.39	24.56	24.62	26.32	0.4285		
5	1	23		24.55	24.44	24.59				
5	12	6		24.49	24.51	24.62				
5	1	0		24.03	24.02	24.04				
5	1	24		23.95	23.93	24.13				
5	25	0		23.99	24.00	24.08				
5	1	1	QPSK	24.51	24.54	24.61			25.30	0.3388
5	1	23		24.55	24.44	24.59				
5	12	6		24.58	24.53	24.54				
5	1	0		23.56	23.53	23.59				
5	1	24		23.59	23.41	23.60				
5	25	0		23.54	23.50	23.67				
5	1	1	16-QAM	23.56	23.35	23.60	25.30	0.3388		
5	1	1	64-QAM	21.91	22.01	22.17				
5	1	1	256-QAM	20.08	20.21	20.13				
Limit	EIRP < 2W			Result			Pass			

NR n7 Maximum Average Power [dBm] (GT - LC = 1.7 dB)										
BW [MHz]	RB Size	RB Offset	Mod	Lowest	Middle	Highest	EIRP (dBm)	EIRP(W)		
10	1	1	PI/2 BPSK	24.52	24.55	24.57	26.35	0.4315		
10	1	50		24.65	24.50	24.56				
10	25	12		24.53	24.59	24.58				
10	1	0		24.05	24.19	24.06				
10	1	51		24.14	24.01	24.11				
10	50	0		23.98	24.02	24.10				
10	1	1	QPSK	24.53	24.58	24.46			25.45	0.3508
10	1	50		24.60	24.50	24.59				
10	25	12		24.65	24.50	24.62				
10	1	0		23.56	23.63	23.64				
10	1	51		23.71	23.49	23.59				
10	50	0		23.60	23.58	23.55				
10	1	1	16-QAM	23.53	23.75	23.55	25.45	0.3508		
10	1	1	64-QAM	22.13	21.85	22.08				
10	1	1	256-QAM	20.19	20.09	19.96				
Limit	EIRP < 2W			Result			Pass			



NR n7 Maximum Average Power [dBm] (GT - LC = 1.7 dB)										
BW [MHz]	RB Size	RB Offset	Mod	Lowest	Middle	Highest	EIRP (dBm)	EIRP(W)		
15	1	1	PI/2 BPSK	24.53	24.64	24.50	26.34	0.4305		
15	1	77		24.59	24.52	24.61				
15	36	18		24.55	24.47	24.53				
15	1	0		24.11	24.13	23.96				
15	1	78		24.15	23.98	24.07				
15	75	0		24.06	24.09	24.06				
15	1	1	QPSK	24.51	24.58	24.44			25.42	0.3483
15	1	77		24.59	24.43	24.60				
15	36	18		24.59	24.50	24.56				
15	1	0		23.62	23.65	23.58				
15	1	78		23.67	23.47	23.60				
15	75	0		23.60	23.57	23.56				
15	1	1	16-QAM	23.60	23.72	23.49	25.42	0.3483		
15	1	1	64-QAM	21.95	22.13	22.07				
15	1	1	256-QAM	20.18	20.18	20.15				
Limit	EIRP < 2W			Result			Pass			

NR n7 Maximum Average Power [dBm] (GT - LC = 1.7 dB)										
BW [MHz]	RB Size	RB Offset	Mod	Lowest	Middle	Highest	EIRP (dBm)	EIRP(W)		
20	1	1	PI/2 BPSK	24.55	24.68	24.53	26.38	0.4345		
20	1	104		24.61	24.49	24.60				
20	50	25		24.64	24.55	24.56				
20	1	0		24.10	24.12	24.01				
20	1	105		24.01	23.96	24.16				
20	100	0		24.11	24.05	24.08				
20	1	1	QPSK	24.53	24.67	24.56			25.35	0.3428
20	1	104		24.58	24.45	24.68				
20	50	25		24.63	24.53	24.53				
20	1	0		23.55	23.67	23.50				
20	1	105		23.59	23.49	23.66				
20	100	0		23.63	23.49	23.61				
20	1	1	16-QAM	23.48	23.65	23.50	25.35	0.3428		
20	1	1	64-QAM	21.94	21.94	21.92				
20	1	1	256-QAM	20.05	20.20	20.00				
Limit	EIRP < 2W			Result			Pass			



NR n7 Maximum Average Power [dBm] (GT - LC = 1.7 dB)								
BW [MHz]	RB Size	RB Offset	Mod	Lowest	Middle	Highest	EIRP (dBm)	EIRP(W)
25	1	1	PI/2 BPSK	24.59	24.74	24.50	26.44	0.4406
25	1	131		24.60	24.50	24.71		
25	64	32		24.64	24.51	24.54		
25	1	0		24.05	24.24	23.97		
25	1	132		24.10	24.02	24.16		
25	128	0		24.17	24.08	24.09		
25	1	1	QPSK	24.49	24.71	24.52	25.59	0.3622
25	1	131		24.59	24.51	24.71		
25	64	32		24.66	24.56	24.50		
25	1	0		23.58	23.68	23.56		
25	1	132		23.56	23.48	23.63		
25	128	0		23.69	23.62	23.61		
25	1	1	16-QAM	23.77	23.89	23.58	25.59	0.3622
25	1	1	64-QAM	22.27	22.12	22.10		
25	1	1	256-QAM	20.10	20.22	20.01		
Limit	EIRP < 2W			Result			Pass	

NR n7 Maximum Average Power [dBm] (GT - LC = 1.7 dB)								
BW [MHz]	RB Size	RB Offset	Mod	Lowest	Middle	Highest	EIRP (dBm)	EIRP(W)
30	1	1	PI/2 BPSK	24.63	24.68	24.53	26.48	0.4446
30	1	158		24.53	24.50	24.64		
30	80	40		24.64	24.54	24.52		
30	1	0		24.11	24.30	24.11		
30	1	159		24.05	23.90	24.09		
30	160	0		24.25	24.07	24.02		
30	1	1	QPSK	24.61	24.78	24.53	25.51	0.3556
30	1	158		24.60	24.45	24.61		
30	80	40		24.74	24.59	24.53		
30	1	0		23.66	23.68	23.56		
30	1	159		23.56	23.46	23.67		
30	160	0		23.75	23.54	23.50		
30	1	1	16-QAM	23.65	23.81	23.60	25.51	0.3556
30	1	1	64-QAM	22.08	22.32	21.92		
30	1	1	256-QAM	20.16	20.30	20.19		
Limit	EIRP < 2W			Result			Pass	



NR n7 Maximum Average Power [dBm] (GT - LC = 1.7 dB)										
BW [MHz]	RB Size	RB Offset	Mod	Lowest	Middle	Highest	EIRP (dBm)	EIRP(W)		
40	1	1	PI/2 BPSK	24.73	24.86	24.75	26.56	0.4529		
40	1	214		24.61	24.56	24.70				
40	108	54		24.73	24.52	24.34				
40	1	0		24.24	24.37	24.28				
40	1	215		24.19	24.08	24.18				
40	216	0		24.22	24.12	24.00				
40	1	1	QPSK	24.72	24.83	24.59			25.55	0.3589
40	1	214		24.61	24.50	24.63				
40	108	54		24.69	24.67	24.45				
40	1	0		23.78	23.87	23.56				
40	1	215		23.63	23.57	23.53				
40	216	0		23.76	23.57	23.44				
40	1	1	16-QAM	23.74	23.85	23.53	25.55	0.3589		
40	1	1	64-QAM	22.26	22.45	22.02				
40	1	1	256-QAM	20.23	20.21	20.20				
Limit	EIRP < 2W			Result			Pass			

NR n7 Maximum Average Power [dBm] (GT - LC = 1.7 dB)										
BW [MHz]	RB Size	RB Offset	Mod	Lowest	Middle	Highest	EIRP (dBm)	EIRP(W)		
50	1	1	PI/2 BPSK	24.62	24.80	24.83	26.56	0.4529		
50	1	268		24.49	24.55	24.74				
50	135	67		24.60	24.52	24.50				
50	1	0		24.18	24.26	24.34				
50	1	269		23.90	24.06	24.25				
50	270	0		24.06	24.06	24.03				
50	1	1	QPSK	24.79	24.75	24.86			25.72	0.3733
50	1	268		24.51	24.62	24.67				
50	135	67		24.64	24.52	24.49				
50	1	0		23.69	23.80	23.86				
50	1	269		23.38	23.57	23.75				
50	270	0		23.59	23.51	23.53				
50	1	1	16-QAM	23.90	24.02	23.95	25.72	0.3733		
50	1	1	64-QAM	22.14	22.38	22.41				
50	1	1	256-QAM	20.15	20.10	20.19				
Limit	EIRP < 2W			Result			Pass			



NR n12 Maximum Average Power [dBm] (GT - LC = -3.3 dB)								
BW [MHz]	RB Size	RB Offset	Mod	Lowest	Middle	Highest	ERP (dBm)	ERP(W)
5	1	1	PI/2 BPSK	24.90	24.88	24.95	19.59	0.0910
5	1	23		24.92	24.86	25.02		
5	12	6		24.86	24.90	25.03		
5	1	0		24.38	24.37	24.51		
5	1	24		24.41	24.39	24.53		
5	25	0		24.38	24.36	24.49		
5	1	1	QPSK	24.85	24.79	24.95		
5	1	23		24.93	24.91	25.02		
5	12	6		24.86	24.89	25.04		
5	1	0		23.91	23.87	23.98		
5	1	24		23.97	23.94	24.03		
5	25	0		23.84	23.91	23.96		
5	1	1	16-QAM	23.88	23.96	24.06	18.61	0.0726
5	1	1	64-QAM	22.47	22.49	22.48		
5	1	1	256-QAM	20.25	20.46	20.37		
Limit	ERP < 3W			Result			Pass	

NR n12 Maximum Average Power [dBm] (GT - LC = -3.3 dB)								
BW [MHz]	RB Size	RB Offset	Mod	Lowest	Middle	Highest	ERP (dBm)	ERP(W)
10	1	1	PI/2 BPSK	24.84	24.84	24.90	19.57	0.0906
10	1	50		24.94	24.97	25.00		
10	25	12		24.90	24.87	24.91		
10	1	0		24.34	24.30	24.35		
10	1	51		24.43	24.48	24.48		
10	50	0		24.38	24.35	24.41		
10	1	1	QPSK	24.79	24.82	24.79		
10	1	50		24.91	25.02	25.00		
10	25	12		24.88	24.91	24.90		
10	1	0		23.92	23.85	23.90		
10	1	51		23.97	24.02	23.02		
10	50	0		23.91	23.87	23.88		
10	1	1	16-QAM	23.68	23.69	23.85	18.40	0.0692
10	1	1	64-QAM	22.46	22.32	22.38		
10	1	1	256-QAM	20.29	20.41	20.29		
Limit	ERP < 3W			Result			Pass	



NR n12 Maximum Average Power [dBm] (GT - LC = -3.3 dB)								
BW [MHz]	RB Size	RB Offset	Mod	Lowest	Middle	Highest	ERP (dBm)	ERP(W)
15	1	1	PI/2 BPSK	24.76	24.70	24.85	19.61	0.0914
15	1	77		24.95	24.93	25.06		
15	36	18		24.75	24.76	24.91		
15	1	0		24.25	24.23	24.34		
15	1	78		24.41	24.37	24.52		
15	75	0		24.31	24.30	24.41		
15	1	1	QPSK	24.72	24.74	24.83	18.50	0.0708
15	1	77		24.94	24.88	25.03		
15	36	18		24.86	24.81	24.89		
15	1	0		23.75	23.69	23.86		
15	1	78		23.96	23.86	24.05		
15	75	0		23.77	23.79	23.95		
15	1	1	16-QAM	23.95	23.72	23.90	18.50	0.0708
15	1	1	64-QAM	22.26	22.15	22.29		
15	1	1	256-QAM	20.12	20.20	20.17		
Limit	ERP < 3W			Result			Pass	



NR n25 Maximum Average Power [dBm] (GT - LC = 0.5 dB)										
BW [MHz]	RB Size	RB Offset	Mod	Lowest	Middle	Highest	EIRP (dBm)	EIRP(W)		
5	1	1	PI/2 BPSK	24.87	24.83	24.94	25.44	0.3499		
5	1	23		24.92	24.82	24.77				
5	12	6		24.90	24.85	24.84				
5	1	0		24.46	24.31	24.37				
5	1	24		24.39	24.38	24.33				
5	25	0		24.43	24.36	24.30				
5	1	1	QPSK	24.92	24.82	24.94			24.43	0.2773
5	1	23		24.92	24.87	24.81				
5	12	6		24.94	24.87	24.81				
5	1	0		24.02	23.84	23.87				
5	1	24		23.93	23.88	23.83				
5	25	0		23.94	23.87	23.93				
5	1	1	16-QAM	23.93	23.82	23.84	24.43	0.2773		
5	1	1	64-QAM	22.37	22.36	22.26				
5	1	1	256-QAM	20.35	20.41	20.33				
Limit	EIRP < 2W			Result			Pass			

NR n25 Maximum Average Power [dBm] (GT - LC = 0.5 dB)										
BW [MHz]	RB Size	RB Offset	Mod	Lowest	Middle	Highest	EIRP (dBm)	EIRP(W)		
10	1	1	PI/2 BPSK	24.85	24.84	24.93	25.45	0.3508		
10	1	50		24.82	24.95	24.76				
10	25	12		24.85	24.90	24.87				
10	1	0		24.34	24.25	24.42				
10	1	51		24.31	24.45	24.32				
10	50	0		24.36	24.33	24.43				
10	1	1	QPSK	24.90	24.84	24.91			24.43	0.2773
10	1	50		24.83	24.94	24.84				
10	25	12		24.84	24.91	24.86				
10	1	0		23.91	23.88	23.85				
10	1	51		23.83	23.96	23.81				
10	50	0		23.93	23.90	23.93				
10	1	1	16-QAM	23.93	23.88	23.85	24.43	0.2773		
10	1	1	64-QAM	22.37	22.53	22.53				
10	1	1	256-QAM	20.36	20.34	20.29				
Limit	EIRP < 2W			Result			Pass			



NR n25 Maximum Average Power [dBm] (GT - LC = 0.5 dB)										
BW [MHz]	RB Size	RB Offset	Mod	Lowest	Middle	Highest	EIRP (dBm)	EIRP(W)		
15	1	1	PI/2 BPSK	24.92	24.87	24.91	25.47	0.3524		
15	1	77		24.86	24.95	24.80				
15	36	18		24.85	24.89	24.96				
15	1	0		24.38	24.36	24.41				
15	1	78		24.27	24.39	24.33				
15	75	0		24.35	24.35	24.41				
15	1	1	QPSK	24.89	24.78	24.93			24.42	0.2767
15	1	77		24.87	24.85	24.79				
15	36	18		24.89	24.86	24.97				
15	1	0		23.87	23.95	23.96				
15	1	78		23.86	23.84	23.83				
15	75	0		23.89	23.98	23.92				
15	1	1	16-QAM	23.92	23.76	23.87	24.42	0.2767		
15	1	1	64-QAM	22.38	22.20	22.40				
15	1	1	256-QAM	20.25	20.42	20.45				
Limit	EIRP < 2W			Result			Pass			

NR n25 Maximum Average Power [dBm] (GT - LC = 0.5 dB)										
BW [MHz]	RB Size	RB Offset	Mod	Lowest	Middle	Highest	EIRP (dBm)	EIRP(W)		
20	1	1	PI/2 BPSK	24.89	24.78	24.85	25.48	0.3532		
20	1	104		24.78	24.85	24.81				
20	50	25		24.87	24.88	24.90				
20	1	0		24.36	24.28	24.40				
20	1	105		24.25	24.40	24.37				
20	100	0		24.28	24.38	24.38				
20	1	1	QPSK	24.88	24.72	24.82			24.41	0.2761
20	1	104		24.80	24.84	24.83				
20	50	25		24.86	24.87	24.98				
20	1	0		23.95	23.85	23.97				
20	1	105		23.78	23.86	23.75				
20	100	0		23.89	23.90	24.02				
20	1	1	16-QAM	23.91	23.82	23.87	24.41	0.2761		
20	1	1	64-QAM	22.43	22.25	22.31				
20	1	1	256-QAM	20.34	20.49	20.39				
Limit	EIRP < 2W			Result			Pass			



NR n25 Maximum Average Power [dBm] (GT - LC = 0.5 dB)										
BW [MHz]	RB Size	RB Offset	Mod	Lowest	Middle	Highest	EIRP (dBm)	EIRP(W)		
25	1	1	PI/2 BPSK	24.93	24.87	24.86	25.46	0.3516		
25	1	131		24.77	24.82	24.74				
25	64	32		24.93	24.94	24.91				
25	1	0		24.42	24.40	24.32				
25	1	132		24.28	24.34	24.34				
25	128	0		24.30	24.43	24.43				
25	1	1	QPSK	24.86	24.86	24.85			24.45	0.2786
25	1	131		24.73	24.90	24.81				
25	64	32		24.85	24.91	24.96				
25	1	0		23.94	23.84	23.89				
25	1	132		23.78	23.87	23.84				
25	128	0		23.84	23.94	23.95				
25	1	1	16-QAM	23.89	23.75	23.95	24.45	0.2786		
25	1	1	64-QAM	22.36	22.45	22.36				
25	1	1	256-QAM	20.38	20.41	20.42				
Limit	EIRP < 2W			Result			Pass			

NR n25 Maximum Average Power [dBm] (GT - LC = 0.5 dB)										
BW [MHz]	RB Size	RB Offset	Mod	Lowest	Middle	Highest	EIRP (dBm)	EIRP(W)		
30	1	1	PI/2 BPSK	24.91	24.82	24.92	25.50	0.3548		
30	1	158		24.79	24.97	24.81				
30	80	40		24.90	24.99	24.99				
30	1	0		24.37	24.46	24.41				
30	1	159		24.25	24.40	24.33				
30	160	0		24.33	24.54	24.52				
30	1	1	QPSK	24.91	24.84	24.91			24.53	0.2838
30	1	158		24.90	24.84	24.84				
30	80	40		24.89	24.98	25.00				
30	1	0		23.98	23.89	23.97				
30	1	159		23.81	23.95	23.80				
30	160	0		23.82	24.03	24.00				
30	1	1	16-QAM	23.83	23.88	24.03	24.53	0.2838		
30	1	1	64-QAM	22.41	22.42	22.50				
30	1	1	256-QAM	20.51	20.42	20.17				
Limit	EIRP < 2W			Result			Pass			



NR n25 Maximum Average Power [dBm] (GT - LC = 0.5 dB)								
BW [MHz]	RB Size	RB Offset	Mod	Lowest	Middle	Highest	EIRP (dBm)	EIRP(W)
40	1	1	PI/2 BPSK	24.76	24.77	24.73	25.53	0.3573
40	1	214		24.70	24.81	24.74		
40	108	54		24.77	25.03	25.02		
40	1	0		24.26	24.30	24.27		
40	1	215		24.13	24.30	24.27		
40	216	0		24.18	24.54	24.56		
40	1	1	QPSK	24.86	24.84	24.82	24.35	0.2723
40	1	214		24.72	24.80	24.76		
40	108	54		24.81	24.88	25.03		
40	1	0		23.78	23.75	23.79		
40	1	215		23.70	23.80	23.76		
40	216	0		23.65	24.01	24.13		
40	1	1	16-QAM	23.85	23.85	23.72	24.35	0.2723
40	1	1	64-QAM	22.27	22.07	22.45		
40	1	1	256-QAM	20.14	20.27	20.43		
Limit	EIRP < 2W			Result			Pass	



Part22H NR n26 Maximum Average Power [dBm] (GT - LC = -1.1 dB)										
BW [MHz]	RB Size	RB Offset	Mod	Lowest	Middle	Highest	ERP (dBm)	ERP(W)		
5	1	1	PI/2 BPSK	24.87	24.75	24.83	21.62	0.1452		
5	1	23		24.79	24.67	24.77				
5	12	6		24.81	24.79	24.75				
5	1	0		24.34	24.24	24.31				
5	1	24		24.25	24.28	24.27				
5	25	0		24.32	24.24	24.28				
5	1	1	QPSK	24.85	24.71	24.74			20.66	0.1164
5	1	23		24.83	24.68	24.77				
5	12	6		24.81	24.76	24.80				
5	1	0		23.89	23.77	23.82				
5	1	24		23.84	23.73	23.81				
5	25	0		23.82	23.76	23.82				
5	1	1	16-QAM	23.91	23.65	23.77	20.66	0.1164		
5	1	1	64-QAM	22.64	22.32	22.50				
5	1	1	256-QAM	20.23	20.27	20.14				
Limit	ERP < 7W			Result			Pass			

Part22H NR n26 Maximum Average Power [dBm] (GT - LC = -1.1 dB)										
BW [MHz]	RB Size	RB Offset	Mod	Lowest	Middle	Highest	ERP (dBm)	ERP(W)		
10	1	1	PI/2 BPSK	24.82	24.82	24.80	21.58	0.1439		
10	1	50		24.71	24.75	24.78				
10	25	12		24.81	24.76	24.81				
10	1	0		24.31	24.26	24.29				
10	1	51		24.29	24.29	24.32				
10	50	0		24.34	24.24	24.32				
10	1	1	QPSK	24.80	24.83	24.66			20.59	0.1146
10	1	50		24.71	24.77	24.82				
10	25	12		24.80	24.75	24.80				
10	1	0		23.77	23.70	23.69				
10	1	51		23.75	23.75	23.88				
10	50	0		23.85	23.76	23.88				
10	1	1	16-QAM	23.77	23.83	23.84	20.59	0.1146		
10	1	1	64-QAM	22.37	22.46	22.34				
10	1	1	256-QAM	20.36	20.37	20.25				
Limit	ERP < 7W			Result			Pass			



Part22H NR n26 Maximum Average Power [dBm] (GT - LC = -1.1 dB)								
BW [MHz]	RB Size	RB Offset	Mod	Lowest	Middle	Highest	ERP (dBm)	ERP(W)
15	1	1	PI/2 BPSK	24.82	24.84	24.69	21.59	0.1442
15	1	77		24.80	24.81	24.79		
15	36	18		24.79	24.77	24.75		
15	1	0		24.33	24.36	24.19		
15	1	78		24.25	24.31	24.26		
15	75	0		24.27	24.23	24.22		
15	1	1	QPSK	24.77	24.77	24.62	20.60	0.1148
15	1	77		24.75	24.82	24.71		
15	36	18		24.79	24.80	24.76		
15	1	0		23.78	23.79	23.71		
15	1	78		23.75	23.82	23.73		
15	75	0		23.78	23.76	23.73		
15	1	1	16-QAM	23.85	23.71	23.74	20.60	0.1148
15	1	1	64-QAM	22.33	22.47	22.32		
15	1	1	256-QAM	20.29	20.26	20.13		
Limit	ERP < 7W			Result			Pass	

Part22H NR n26 Maximum Average Power [dBm] (GT - LC = -1.1 dB)								
BW [MHz]	RB Size	RB Offset	Mod	Lowest	Middle	Highest	ERP (dBm)	ERP(W)
20	1	1	PI/2 BPSK	24.82	24.81	24.74	21.58	0.1439
20	1	104		24.82	24.83	24.74		
20	50	25		24.74	24.76	24.70		
20	1	0		24.33	24.29	24.21		
20	1	105		24.34	24.34	24.26		
20	100	0		24.29	24.28	24.23		
20	1	1	QPSK	24.81	24.82	24.74	20.70	0.1175
20	1	104		24.77	24.80	24.75		
20	50	25		24.73	24.76	24.77		
20	1	0		23.78	23.77	23.70		
20	1	105		23.82	23.83	23.75		
20	100	0		23.78	23.81	23.75		
20	1	1	16-QAM	23.92	23.95	23.74	20.70	0.1175
20	1	1	64-QAM	22.33	22.47	22.34		
20	1	1	256-QAM	20.29	20.26	20.27		
Limit	ERP < 7W			Result			Pass	



NR n30 Maximum Average Power [dBm] (GT - LC = 1.5 dB)										
BW [MHz]	RB Size	RB Offset	Mod	Lowest	Middle	Highest	EIRP (dBm)	EIRP(W)		
5	1	1	PI/2 BPSK	21.41	21.39	21.47	22.97	0.1982		
5	1	23		21.41	21.37	21.40				
5	12	6		21.43	21.41	21.41				
5	1	0		21.42	21.40	21.44				
5	1	24		21.38	21.31	21.36				
5	25	0		21.40	21.35	21.42				
5	1	1	QPSK	21.46	21.47	21.47			23.03	0.2009
5	1	23		21.31	21.38	21.40				
5	12	6		21.36	21.40	21.40				
5	1	0		21.44	21.47	21.47				
5	1	24		21.31	21.37	21.37				
5	25	0		21.35	21.37	21.42				
5	1	1	16-QAM	21.30	21.45	21.53	23.03	0.2009		
5	1	1	64-QAM	21.26	21.44	21.43				
5	1	1	256-QAM	20.36	20.31	20.41				
Limit	EIRP < 250 W/5MHz			Result			Pass			

NR n30 Maximum Average Power [dBm] (GT - LC = 1.5 dB)										
BW [MHz]	RB Size	RB Offset	Mod	Lowest	Middle	Highest	EIRP (dBm)	EIRP(W)		
10	1	1	PI/2 BPSK	-	21.47	-	22.98	0.1986		
10	1	50		-	21.34	-				
10	25	12		-	21.36	-				
10	1	0		-	21.41	-				
10	1	51		-	21.34	-				
10	50	0		-	21.45	-				
10	1	1	QPSK	-	21.40	-			22.97	0.1982
10	1	50		-	21.35	-				
10	25	12		-	21.45	-				
10	1	0		-	21.48	-				
10	1	51		-	21.33	-				
10	50	0		-	21.41	-				
10	1	1	16-QAM	-	21.47	-	22.97	0.1982		
10	1	1	64-QAM	-	21.40	-				
10	1	1	256-QAM	-	20.31	-				
Limit	EIRP < 250 W/5MHz			Result			Pass			

Total EIRP power is less than partial EIRP limit 250 mW/5MHz.



NR n38 Maximum Average Power [dBm] (GT - LC = 1.6 dB)										
BW [MHz]	RB Size	RB Offset	Mod	Lowest	Middle	Highest	EIRP (dBm)	EIRP(W)		
10	1	1	PI/2 BPSK	24.41	24.48	24.43	26.13	0.4102		
10	1	22		24.53	24.42	24.50				
10	12	6		24.52	24.48	24.48				
10	1	0		23.99	24.03	23.92				
10	1	23		23.95	24.02	24.02				
10	24	0		24.01	23.97	23.97				
10	1	1	QPSK	24.53	24.49	24.48			26.13	0.4102
10	1	22		24.51	24.50	24.47				
10	12	6		24.53	24.48	24.46				
10	1	0		23.55	23.46	23.48				
10	1	23		23.53	23.50	23.47				
10	24	0		23.53	23.48	23.44				
10	1	1	16-QAM	23.64	23.52	23.43	25.24	0.3342		
10	1	1	64-QAM	22.02	22.19	21.98				
10	1	1	256-QAM	19.99	19.94	19.93				
Limit	EIRP < 2W			Result			Pass			

NR n38 Maximum Average Power [dBm] (GT - LC = 1.6 dB)										
BW [MHz]	RB Size	RB Offset	Mod	Lowest	Middle	Highest	EIRP (dBm)	EIRP(W)		
15	1	1	PI/2 BPSK	24.46	24.51	24.50	26.13	0.4102		
15	1	36		24.35	24.49	24.49				
15	18	9		24.48	24.50	24.45				
15	1	0		23.94	23.90	24.00				
15	1	37		23.90	23.94	23.98				
15	36	0		23.96	23.99	23.95				
15	1	1	QPSK	24.53	24.45	24.48			26.13	0.4102
15	1	36		24.46	24.50	24.49				
15	18	9		24.49	24.49	24.44				
15	1	0		23.52	23.49	23.44				
15	1	37		23.42	23.56	23.51				
15	36	0		23.49	23.49	23.45				
15	1	1	16-QAM	23.47	23.54	23.54	25.14	0.3266		
15	1	1	64-QAM	21.98	22.11	22.13				
15	1	1	256-QAM	20.14	19.89	19.90				
Limit	EIRP < 2W			Result			Pass			



NR n38 Maximum Average Power [dBm] (GT - LC = 1.6 dB)								
BW [MHz]	RB Size	RB Offset	Mod	Lowest	Middle	Highest	EIRP (dBm)	EIRP(W)
20	1	1	PI/2 BPSK	24.47	24.47	24.49	26.18	0.4150
20	1	49		24.38	24.48	24.47		
20	25	12		24.49	24.50	24.45		
20	1	0		24.06	23.98	23.91		
20	1	50		23.95	24.00	23.90		
20	50	0		24.00	23.98	23.94		
20	1	1	QPSK	24.58	24.48	24.52		
20	1	49		24.45	24.51	24.51		
20	25	12		24.50	24.50	24.47		
20	1	0		23.52	23.49	23.50		
20	1	50		23.47	23.50	23.49		
20	50	0		23.50	23.51	23.44		
20	1	1	16-QAM	23.48	23.42	23.46	25.08	0.3221
20	1	1	64-QAM	21.95	21.87	21.97		
20	1	1	256-QAM	19.97	20.02	20.06		
Limit	EIRP < 2W			Result			Pass	



NR n41 HPUE Maximum Average Power [dBm] (GT - LC = 1.6 dB)								
BW [MHz]	RB Size	RB Offset	Mod	Lowest	Middle	Highest	EIRP (dBm)	EIRP(W)
10	1	1	PI/2 BPSK	26.20	26.11	25.96	27.83	0.6067
10	1	22		26.18	26.14	25.97		
10	12	6		26.22	26.08	25.98		
10	1	0		22.70	22.56	22.52		
10	1	23		22.66	22.60	22.53		
10	24	0		25.71	25.58	25.49		
10	1	1	QPSK	26.19	26.06	26.01		
10	1	22		26.21	26.07	26.02		
10	12	6		26.23	26.08	25.97		
10	1	0		22.68	22.55	22.51		
10	1	23		22.71	22.59	22.49		
10	24	0		25.20	25.09	24.97		
10	1	1	16-QAM	25.22	25.13	24.91	26.82	0.4808
10	1	1	64-QAM	23.71	23.62	23.61		
10	1	1	256-QAM	21.71	21.57	21.34		
Limit	EIRP < 2W			Result			Pass	

NR n41 HPUE Maximum Average Power [dBm] (GT - LC = 1.6 dB)								
BW [MHz]	RB Size	RB Offset	Mod	Lowest	Middle	Highest	EIRP (dBm)	EIRP(W)
15	1	1	PI/2 BPSK	26.35	26.20	26.09	27.95	0.6237
15	1	36		26.32	26.24	26.02		
15	18	9		26.33	26.21	26.08		
15	1	0		22.84	22.71	22.63		
15	1	37		22.82	22.77	22.60		
15	36	0		25.85	25.71	25.56		
15	1	1	QPSK	26.35	26.17	26.08		
15	1	36		26.34	26.22	26.05		
15	18	9		26.34	26.23	26.07		
15	1	0		22.85	22.64	22.61		
15	1	37		22.84	22.71	22.60		
15	36	0		25.32	25.22	25.06		
15	1	1	16-QAM	25.23	25.28	25.22	26.88	0.4875
15	1	1	64-QAM	23.94	23.65	23.63		
15	1	1	256-QAM	21.91	21.53	21.68		
Limit	EIRP < 2W			Result			Pass	



NR n41 HPUE Maximum Average Power [dBm] (GT - LC = 1.6 dB)										
BW [MHz]	RB Size	RB Offset	Mod	Lowest	Middle	Highest	EIRP (dBm)	EIRP(W)		
20	1	1	PI/2 BPSK	26.32	26.21	26.15	27.95	0.6237		
20	1	49		26.32	26.30	26.13				
20	25	12		26.31	26.20	26.10				
20	1	0		22.82	22.72	22.63				
20	1	50		22.79	22.76	22.61				
20	50	0		25.82	25.72	25.61				
20	1	1	QPSK	26.35	25.19	26.12			27.02	0.5035
20	1	49		26.31	26.28	26.11				
20	25	12		26.30	26.21	26.10				
20	1	0		22.84	22.71	22.62				
20	1	50		22.78	22.78	22.58				
20	50	0		25.27	25.21	25.11				
20	1	1	16-QAM	25.42	24.22	25.26	27.02	0.5035		
20	1	1	64-QAM	23.82	23.71	23.53				
20	1	1	256-QAM	21.95	21.73	21.57				
Limit	EIRP < 2W			Result			Pass			

NR n41 HPUE Maximum Average Power [dBm] (GT - LC = 1.6 dB)										
BW [MHz]	RB Size	RB Offset	Mod	Lowest	Middle	Highest	EIRP (dBm)	EIRP(W)		
30	1	1	PI/2 BPSK	26.37	26.18	26.12	27.97	0.6266		
30	1	76		26.24	26.25	26.06				
30	36	18		26.35	26.22	26.11				
30	1	0		22.85	22.72	22.62				
30	1	77		22.76	22.79	22.58				
30	75	0		25.85	25.73	25.61				
30	1	1	QPSK	26.36	26.20	26.12			26.98	0.4989
30	1	76		26.27	26.28	26.08				
30	36	18		26.33	26.21	26.12				
30	1	0		22.87	22.70	22.61				
30	1	77		22.74	22.76	22.58				
30	75	0		25.32	25.21	25.11				
30	1	1	16-QAM	25.38	25.18	25.35	26.98	0.4989		
30	1	1	64-QAM	23.95	23.80	23.67				
30	1	1	256-QAM	21.95	21.64	21.65				
Limit	EIRP < 2W			Result			Pass			



NR n41 HPUE Maximum Average Power [dBm] (GT - LC = 1.6 dB)										
BW [MHz]	RB Size	RB Offset	Mod	Lowest	Middle	Highest	EIRP (dBm)	EIRP(W)		
40	1	1	PI/2 BPSK	26.39	26.23	26.12	28.00	0.6310		
40	1	104		26.21	26.30	26.13				
40	50	25		26.35	26.22	26.15				
40	1	0		22.90	22.71	22.66				
40	1	105		22.78	22.74	22.64				
40	100	0		25.86	25.71	25.66				
40	1	1	QPSK	26.40	26.18	26.16			26.99	0.5000
40	1	104		26.23	26.26	26.13				
40	50	25		26.34	26.23	26.14				
40	1	0		22.91	22.70	22.67				
40	1	105		22.72	22.75	22.64				
40	100	0		25.33	25.23	25.16				
40	1	1	16-QAM	25.39	25.25	25.16	26.99	0.5000		
40	1	1	64-QAM	23.85	23.77	23.81				
40	1	1	256-QAM	21.85	21.60	21.48				
Limit	EIRP < 2W			Result			Pass			

NR n41 HPUE Maximum Average Power [dBm] (GT - LC = 1.6 dB)										
BW [MHz]	RB Size	RB Offset	Mod	Lowest	Middle	Highest	EIRP (dBm)	EIRP(W)		
50	1	1	PI/2 BPSK	26.46	26.19	26.13	28.06	0.6397		
50	1	131		26.18	26.30	26.12				
50	64	32		26.38	26.25	26.15				
50	1	0		22.96	22.70	22.65				
50	1	132		22.70	22.82	22.64				
50	128	0		25.90	25.75	25.65				
50	1	1	QPSK	26.45	26.16	26.18			27.10	0.5129
50	1	131		26.18	26.29	26.16				
50	64	32		26.38	26.26	26.17				
50	1	0		22.96	22.65	22.62				
50	1	132		22.70	22.79	22.62				
50	128	0		25.38	25.23	25.15				
50	1	1	16-QAM	25.50	25.21	25.12	27.10	0.5129		
50	1	1	64-QAM	23.90	23.61	23.61				
50	1	1	256-QAM	21.96	21.75	21.46				
Limit	EIRP < 2W			Result			Pass			



NR n41 HPUE Maximum Average Power [dBm] (GT - LC = 1.6 dB)										
BW [MHz]	RB Size	RB Offset	Mod	Lowest	Middle	Highest	EIRP (dBm)	EIRP(W)		
60	1	1	PI/2 BPSK	26.52	26.24	26.19	28.12	0.6486		
60	1	160		26.22	26.38	26.20				
60	81	40		26.36	26.24	26.23				
60	1	0		22.96	22.72	22.70				
60	1	161		22.71	22.86	22.72				
60	162	0		25.87	25.73	25.74				
60	1	1	QPSK	26.47	26.21	26.20			27.09	0.5117
60	1	160		26.21	26.35	26.24				
60	81	40		26.37	26.26	26.24				
60	1	0		22.96	22.73	22.68				
60	1	161		22.70	22.82	22.71				
60	162	0		25.34	25.20	25.23				
60	1	1	16-QAM	25.49	25.28	25.28	27.09	0.5117		
60	1	1	64-QAM	24.13	23.76	23.72				
60	1	1	256-QAM	21.92	21.77	21.61				
Limit	EIRP < 2W			Result			Pass			

NR n41 HPUE Maximum Average Power [dBm] (GT - LC = 1.6 dB)										
BW [MHz]	RB Size	RB Offset	Mod	Lowest	Middle	Highest	EIRP (dBm)	EIRP(W)		
70	1	1	PI/2 BPSK	26.50	26.23	26.21	28.11	0.6471		
70	1	187		26.13	26.34	26.26				
70	90	45		26.33	26.20	26.22				
70	1	0		23.01	22.75	22.72				
70	1	188		22.69	22.86	22.75				
70	180	0		25.82	25.71	25.73				
70	1	1	QPSK	26.51	26.27	26.20			26.83	0.4819
70	1	187		26.21	26.37	26.27				
70	90	45		26.33	26.20	26.23				
70	1	0		23.02	22.76	22.68				
70	1	188		22.72	22.87	22.78				
70	180	0		25.32	25.21	25.19				
70	1	1	16-QAM	23.58	25.21	25.23	26.83	0.4819		
70	1	1	64-QAM	23.95	23.72	23.62				
70	1	1	256-QAM	22.02	21.65	21.63				
Limit	EIRP < 2W			Result			Pass			



NR n41 HPUE Maximum Average Power [dBm] (GT - LC = 1.6 dB)										
BW [MHz]	RB Size	RB Offset	Mod	Lowest	Middle	Highest	EIRP (dBm)	EIRP(W)		
80	1	1	PI/2 BPSK	26.56	26.23	26.16	28.16	0.6546		
80	1	215		26.26	26.37	26.27				
80	108	54		26.27	26.22	26.19				
80	1	0		23.05	22.77	22.70				
80	1	216		22.76	22.92	22.79				
80	216	0		25.78	25.72	25.70				
80	1	1	QPSK	26.52	26.28	26.18			28.16	0.6546
80	1	215		26.28	26.42	26.28				
80	108	54		26.28	26.22	26.16				
80	1	0		23.05	22.77	22.68				
80	1	216		22.76	22.92	22.78				
80	216	0		25.26	25.20	25.15				
80	1	1	16-QAM	25.51	25.32	25.20	27.11	0.5140		
80	1	1	64-QAM	24.06	23.76	23.57				
80	1	1	256-QAM	22.02	21.81	21.79				
Limit	EIRP < 2W			Result			Pass			

NR n41 HPUE Maximum Average Power [dBm] (GT - LC = 1.6 dB)										
BW [MHz]	RB Size	RB Offset	Mod	Lowest	Middle	Highest	EIRP (dBm)	EIRP(W)		
90	1	1	PI/2 BPSK	26.60	26.31	26.22	28.22	0.6637		
90	1	243		26.29	26.45	26.27				
90	120	60		26.28	26.21	26.12				
90	1	0		23.15	22.85	22.75				
90	1	244		22.77	22.96	22.83				
90	240	0		25.79	25.72	25.69				
90	1	1	QPSK	26.62	26.32	26.20			28.22	0.6637
90	1	243		26.28	26.45	26.26				
90	120	60		26.29	26.20	26.14				
90	1	0		23.12	22.83	22.72				
90	1	244		22.80	22.96	22.81				
90	240	0		25.28	25.24	25.17				
90	1	1	16-QAM	25.78	25.35	25.20	27.38	0.5470		
90	1	1	64-QAM	24.36	23.87	23.83				
90	1	1	256-QAM	22.08	21.81	21.82				
Limit	EIRP < 2W			Result			Pass			



NR n41 HPUE Maximum Average Power [dBm] (GT - LC = 1.6 dB)								
BW [MHz]	RB Size	RB Offset	Mod	Lowest	Middle	Highest	EIRP (dBm)	EIRP(W)
100	1	1	PI/2 BPSK	26.58	26.32	26.18	28.20	0.6607
100	1	271		26.37	26.45	26.36		
100	135	67		26.12	26.13	26.12		
100	1	0		23.10	22.83	22.71		
100	1	272		22.90	22.97	22.87		
100	270	0		25.68	25.65	25.69		
100	1	1	QPSK	26.60	26.30	26.21	27.12	0.5152
100	1	271		26.38	26.48	26.37		
100	135	67		26.12	26.12	26.10		
100	1	0		23.10	22.82	22.72		
100	1	272		22.91	22.94	22.86		
100	270	0		25.17	25.16	25.17		
100	1	1	16-QAM	25.52	25.33	25.29	27.12	0.5152
100	1	1	64-QAM	24.07	24.03	23.73		
100	1	1	256-QAM	22.08	21.72	21.62		
Limit	EIRP < 2W			Result			Pass	



NR n66 Maximum Average Power [dBm] (GT - LC = 0.5 dB)								
BW [MHz]	RB Size	RB Offset	Mod	Lowest	Middle	Highest	EIRP (dBm)	EIRP(W)
5	1	1	PI/2 BPSK	24.86	24.79	24.85	25.38	0.3451
5	1	23		24.86	24.79	24.80		
5	12	6		24.88	24.81	24.82		
5	1	0		24.35	24.31	24.31		
5	1	24		24.36	24.31	24.32		
5	25	0		24.38	24.33	24.34		
5	1	1	QPSK	24.83	24.76	24.80		
5	1	23		24.86	24.77	24.85		
5	12	6		24.82	24.81	24.85		
5	1	0		23.91	23.79	23.90		
5	1	24		23.92	23.74	23.81		
5	25	0		23.90	23.83	23.86		
5	1	1	16-QAM	23.94	23.96	23.96	24.46	0.2793
5	1	1	64-QAM	22.42	22.41	22.44		
5	1	1	256-QAM	20.36	20.33	20.38		
Limit	EIRP < 1W			Result			Pass	

NR n66 Maximum Average Power [dBm] (GT - LC = 0.5 dB)								
BW [MHz]	RB Size	RB Offset	Mod	Lowest	Middle	Highest	EIRP (dBm)	EIRP(W)
10	1	1	PI/2 BPSK	24.84	24.81	24.83	25.39	0.3459
10	1	50		24.89	24.86	24.77		
10	25	12		24.86	24.80	24.83		
10	1	0		24.34	24.31	24.35		
10	1	51		24.31	24.32	24.32		
10	50	0		24.32	24.29	24.32		
10	1	1	QPSK	24.78	24.80	24.78		
10	1	50		24.84	24.79	24.76		
10	25	12		24.86	24.79	24.83		
10	1	0		23.88	23.80	23.81		
10	1	51		23.84	23.85	23.82		
10	50	0		23.84	23.77	23.85		
10	1	1	16-QAM	24.04	23.79	23.88	24.54	0.2844
10	1	1	64-QAM	22.51	22.49	22.35		
10	1	1	256-QAM	20.35	20.32	20.29		
Limit	EIRP < 1W			Result			Pass	



NR n66 Maximum Average Power [dBm] (GT - LC = 0.5 dB)										
BW [MHz]	RB Size	RB Offset	Mod	Lowest	Middle	Highest	EIRP (dBm)	EIRP(W)		
15	1	1	PI/2 BPSK	24.79	24.74	24.75	25.32	0.3404		
15	1	77		24.81	24.72	24.72				
15	36	18		24.78	24.76	24.74				
15	1	0		24.27	24.22	24.19				
15	1	78		24.29	24.26	24.25				
15	75	0		24.32	24.23	24.25				
15	1	1	QPSK	24.77	24.72	24.73			24.42	0.2767
15	1	77		24.82	24.75	24.75				
15	36	18		24.81	24.75	24.72				
15	1	0		23.80	23.81	23.75				
15	1	78		23.79	23.78	23.75				
15	75	0		23.77	23.74	23.73				
15	1	1	16-QAM	23.79	23.92	23.75	24.42	0.2767		
15	1	1	64-QAM	22.33	22.26	22.28				
15	1	1	256-QAM	20.24	20.23	20.20				
Limit	EIRP < 1W			Result			Pass			

NR n66 Maximum Average Power [dBm] (GT - LC = 0.5 dB)										
BW [MHz]	RB Size	RB Offset	Mod	Lowest	Middle	Highest	EIRP (dBm)	EIRP(W)		
20	1	1	PI/2 BPSK	24.73	24.72	24.71	25.32	0.3404		
20	1	104		24.77	24.75	24.77				
20	50	25		24.79	24.76	24.81				
20	1	0		24.23	24.24	24.25				
20	1	105		24.31	24.23	24.29				
20	100	0		24.27	24.26	24.30				
20	1	1	QPSK	24.76	24.71	24.72			24.25	0.2661
20	1	104		24.75	24.73	24.71				
20	50	25		24.77	24.77	24.82				
20	1	0		23.72	23.73	23.69				
20	1	105		23.73	23.76	23.66				
20	100	0		23.76	23.73	23.76				
20	1	1	16-QAM	23.66	23.71	23.75	24.25	0.2661		
20	1	1	64-QAM	22.24	22.25	22.25				
20	1	1	256-QAM	20.18	20.12	20.21				
Limit	EIRP < 1W			Result			Pass			



NR n66 Maximum Average Power [dBm] (GT - LC = 0.5 dB)										
BW [MHz]	RB Size	RB Offset	Mod	Lowest	Middle	Highest	EIRP (dBm)	EIRP(W)		
25	1	1	PI/2 BPSK	24.92	24.76	24.75	25.47	0.3524		
25	1	131		24.94	24.79	24.73				
25	64	32		24.97	24.87	24.74				
25	1	0		24.36	24.33	24.20				
25	1	132		24.38	24.34	24.21				
25	128	0		24.47	24.35	24.26				
25	1	1	QPSK	24.96	24.79	24.72			24.32	0.2704
25	1	131		24.92	24.78	24.86				
25	64	32		24.96	24.87	24.88				
25	1	0		23.93	23.79	23.81				
25	1	132		23.94	23.82	23.85				
25	128	0		23.97	23.86	23.89				
25	1	1	16-QAM	23.79	23.82	23.72	24.32	0.2704		
25	1	1	64-QAM	22.55	22.25	22.34				
25	1	1	256-QAM	20.38	20.33	20.33				
Limit	EIRP < 1W			Result			Pass			

NR n66 Maximum Average Power [dBm] (GT - LC = 0.5 dB)										
BW [MHz]	RB Size	RB Offset	Mod	Lowest	Middle	Highest	EIRP (dBm)	EIRP(W)		
30	1	1	PI/2 BPSK	24.82	24.81	24.81	25.46	0.3516		
30	1	158		24.85	24.83	24.83				
30	80	40		24.96	24.88	24.89				
30	1	0		24.24	24.27	24.24				
30	1	159		24.32	24.37	24.34				
30	160	0		24.34	24.35	24.36				
30	1	1	QPSK	24.92	24.82	24.71			24.41	0.2761
30	1	158		24.87	24.84	24.81				
30	80	40		24.90	24.87	24.86				
30	1	0		23.87	23.73	24.83				
30	1	159		23.92	23.82	23.82				
30	160	0		23.92	23.81	23.86				
30	1	1	16-QAM	23.91	23.83	23.76	24.41	0.2761		
30	1	1	64-QAM	22.32	22.30	22.28				
30	1	1	256-QAM	20.11	20.16	20.13				
Limit	EIRP < 1W			Result			Pass			



NR n66 Maximum Average Power [dBm] (GT - LC = 0.5 dB)								
BW [MHz]	RB Size	RB Offset	Mod	Lowest	Middle	Highest	EIRP (dBm)	EIRP(W)
40	1	1	PI/2 BPSK	24.72	24.63	24.61	25.34	0.3420
40	1	214		24.69	24.65	24.75		
40	108	54		24.84	24.78	24.82		
40	1	0		24.12	24.11	24.16		
40	1	215		24.25	24.22	24.26		
40	216	0		24.21	24.16	24.23		
40	1	1	QPSK	24.66	24.56	24.65	24.21	0.2636
40	1	214		24.72	24.64	24.76		
40	108	54		24.83	24.76	24.82		
40	1	0		23.64	23.57	23.71		
40	1	215		23.72	23.69	23.73		
40	216	0		23.66	23.68	23.76		
40	1	1	16-QAM	23.71	23.59	23.58	24.21	0.2636
40	1	1	64-QAM	22.22	22.17	22.23		
40	1	1	256-QAM	20.16	20.15	20.17		
Limit	EIRP < 1W			Result			Pass	



NR n70 Maximum Average Power [dBm] (GT - LC = 0.5 dB)										
BW [MHz]	RB Size	RB Offset	Mod	Lowest	Middle	Highest	ERP (dBm)	ERP(W)		
5	1	1	PI/2 BPSK	25.01	25.09	25.12	23.49	0.2234		
5	1	23		25.00	25.12	25.13				
5	12	6		25.00	25.10	25.04				
5	1	0		24.46	24.53	24.56				
5	1	24		24.47	24.62	24.64				
5	25	0		24.46	24.61	24.60				
5	1	1	QPSK	25.00	25.04	25.11			22.39	0.1734
5	1	23		25.00	25.03	25.14				
5	12	6		25.01	25.08	25.08				
5	1	0		24.01	24.06	24.13				
5	1	24		24.02	24.09	24.11				
5	25	0		24.00	24.07	24.10				
5	1	1	16-QAM	23.95	24.04	23.97	22.39	0.1734		
5	1	1	64-QAM	22.63	22.71	22.70				
5	1	1	256-QAM	20.58	20.69	20.65				
Limit	EIRP < 1W			Result			Pass			

NR n70 Maximum Average Power [dBm] (GT - LC = 0.5 dB)										
BW [MHz]	RB Size	RB Offset	Mod	Lowest	Middle	Highest	ERP (dBm)	ERP(W)		
10	1	1	PI/2 BPSK	25.03	25.09	25.05	23.49	0.2234		
10	1	50		25.13	25.12	25.14				
10	25	12		25.09	25.08	25.12				
10	1	0		24.55	24.52	24.58				
10	1	51		24.62	24.62	24.65				
10	50	0		24.57	24.58	24.58				
10	1	1	QPSK	25.06	25.03	25.03			22.54	0.1795
10	1	50		25.14	25.05	25.11				
10	25	12		25.08	25.06	25.09				
10	1	0		24.08	24.02	24.06				
10	1	51		24.15	24.10	24.15				
10	50	0		24.08	24.09	24.12				
10	1	1	16-QAM	24.18	24.09	24.19	22.54	0.1795		
10	1	1	64-QAM	22.53	22.42	22.57				
10	1	1	256-QAM	20.57	20.51	20.56				
Limit	EIRP < 1W			Result			Pass			



NR n70 Maximum Average Power [dBm] (GT - LC = 0.5 dB)								
BW [MHz]	RB Size	RB Offset	Mod	Lowest	Middle	Highest	ERP (dBm)	ERP(W)
15	1	1	PI/2 BPSK	-	25.04	-	23.47	0.2223
15	1	77		-	25.09	-		
15	36	18		-	25.06	-		
15	1	0		-	24.51	-		
15	1	78		-	24.61	-		
15	75	0		-	24.63	-		
15	1	1	QPSK	-	25.02	-	21.47	0.1403
15	1	77		-	25.12	-		
15	36	18		-	25.07	-		
15	1	0		-	24.06	-		
15	1	78		-	24.08	-		
15	75	0		-	24.10	-		
15	1	1	16-QAM	-	23.12	-	21.47	0.1403
15	1	1	64-QAM	-	22.57	-		
15	1	1	256-QAM	-	20.57	-		
Limit	EIRP < 1W			Result			Pass	



NR n71 Maximum Average Power [dBm] (GT - LC = -3.1 dB)								
BW [MHz]	RB Size	RB Offset	Mod	Lowest	Middle	Highest	ERP (dBm)	ERP(W)
5	1	1	PI/2 BPSK	24.70	24.91	24.95	19.74	0.0942
5	1	23		24.78	24.76	24.89		
5	12	6		24.72	24.85	24.92		
5	1	0		24.18	24.32	24.45		
5	1	24		24.21	24.40	24.35		
5	25	0		24.22	24.32	24.42		
5	1	1	QPSK	24.74	24.81	24.99		
5	1	23		24.77	24.78	24.90		
5	12	6		24.74	24.76	24.87		
5	1	0		23.82	23.74	23.96		
5	1	24		23.84	23.87	23.88		
5	25	0		23.82	23.84	23.88		
5	1	1	16-QAM	23.62	23.91	23.97	18.72	0.0745
5	1	1	64-QAM	22.46	22.42	22.44		
5	1	1	256-QAM	20.30	20.23	20.49		
Limit	ERP < 3W			Result			Pass	

NR n71 Maximum Average Power [dBm] (GT - LC = -3.1 dB)								
BW [MHz]	RB Size	RB Offset	Mod	Lowest	Middle	Highest	ERP (dBm)	ERP(W)
10	1	1	PI/2 BPSK	24.86	24.76	24.71	19.66	0.0925
10	1	50		24.87	24.88	24.77		
10	25	12		24.91	24.81	24.89		
10	1	0		24.30	24.30	24.30		
10	1	51		24.32	24.43	24.30		
10	50	0		24.36	24.39	24.34		
10	1	1	QPSK	24.82	24.78	24.77		
10	1	50		24.81	24.84	24.82		
10	25	12		24.79	24.84	24.81		
10	1	0		23.75	23.73	23.78		
10	1	51		23.79	23.86	23.81		
10	50	0		23.81	23.87	23.87		
10	1	1	16-QAM	23.90	23.79	23.80	18.65	0.0733
10	1	1	64-QAM	22.30	22.35	22.24		
10	1	1	256-QAM	20.51	20.40	20.15		
Limit	ERP < 3W			Result			Pass	



NR n71 Maximum Average Power [dBm] (GT - LC = -3.1 dB)										
BW [MHz]	RB Size	RB Offset	Mod	Lowest	Middle	Highest	ERP (dBm)	ERP(W)		
15	1	1	PI/2 BPSK	24.74	24.73	24.80	19.61	0.0914		
15	1	77		24.79	24.85	24.86				
15	36	18		24.78	24.82	24.79				
15	1	0		24.22	24.22	24.30				
15	1	78		24.24	24.36	24.35				
15	75	0		24.23	24.31	24.32				
15	1	1	QPSK	24.74	24.74	24.83			18.81	0.0760
15	1	77		24.77	24.81	24.83				
15	36	18		24.80	24.82	24.86				
15	1	0		23.75	23.84	23.84				
15	1	78		23.87	23.86	23.85				
15	75	0		23.78	23.84	23.85				
15	1	1	16-QAM	23.90	23.58	24.06	18.81	0.0760		
15	1	1	64-QAM	22.36	22.33	22.16				
15	1	1	256-QAM	20.30	20.16	20.19				
Limit	ERP < 3W			Result			Pass			

NR n71 Maximum Average Power [dBm] (GT - LC = -3.1 dB)										
BW [MHz]	RB Size	RB Offset	Mod	Lowest	Middle	Highest	ERP (dBm)	ERP(W)		
20	1	1	PI/2 BPSK	24.75	24.72	24.84	19.66	0.0925		
20	1	104		24.81	24.79	24.88				
20	50	25		24.83	24.80	24.87				
20	1	0		24.19	24.20	24.29				
20	1	105		24.30	24.33	24.39				
20	100	0		24.32	24.30	24.37				
20	1	1	QPSK	24.69	24.71	24.77			18.50	0.0708
20	1	104		24.81	24.89	24.84				
20	50	25		24.78	24.79	24.91				
20	1	0		23.77	23.78	23.81				
20	1	105		23.84	23.79	23.86				
20	100	0		23.80	23.78	23.87				
20	1	1	16-QAM	23.68	23.70	23.75	18.50	0.0708		
20	1	1	64-QAM	22.37	22.26	22.32				
20	1	1	256-QAM	20.28	20.14	20.34				
Limit	ERP < 3W			Result			Pass			



Part90s NR n26 Maximum Average Power [dBm] (GT - LC = -1.1 dB)										
BW [MHz]	RB Size	RB Offset	Mod	Lowest	Middle	Highest	ERP (dBm)	ERP		
5	1	1	PI/2 BPSK	24.98	24.91	24.95	21.77	0.1503		
5	1	23		25.02	24.96	24.93				
5	12	6		24.92	24.89	24.86				
5	1	0		24.52	24.41	24.46				
5	1	24		24.49	24.36	24.35				
5	25	0		24.43	24.41	24.39				
5	1	1	QPSK	24.97	24.92	24.90			20.76	0.1191
5	1	23		24.98	24.92	24.86				
5	12	6		24.92	24.89	24.88				
5	1	0		23.99	23.95	23.95				
5	1	24		24.01	23.90	23.89				
5	25	0		23.94	23.92	23.94				
5	1	1	16-QAM	23.05	24.01	23.90	20.76	0.1191		
5	1	1	64-QAM	22.74	22.52	22.42				
5	1	1	256-QAM	20.45	20.44	20.42				
Limit	Power < 100W			Result			Pass			

Part90s NR n26 Maximum Average Power [dBm] (GT - LC = -1.1 dB)										
BW [MHz]	RB Size	RB Offset	Mod	Lowest	Middle	Highest	ERP (dBm)	ERP		
10	1	1	PI/2 BPSK	-	24.94	-	21.69	0.1476		
10	1	50		-	24.82	-				
10	25	12		-	24.87	-				
10	1	0		-	24.39	-				
10	1	51		-	24.35	-				
10	50	0		-	24.38	-				
10	1	1	QPSK	-	24.94	-			20.69	0.1172
10	1	50		-	24.82	-				
10	25	12		-	24.88	-				
10	1	0		-	23.90	-				
10	1	51		-	23.79	-				
10	50	0		-	23.89	-				
10	1	1	16-QAM	-	23.94	-	20.69	0.1172		
10	1	1	64-QAM	-	22.46	-				
10	1	1	256-QAM	-	20.51	-				
Limit	Power < 100W			Result			Pass			



Part90s NR n26 Straddle Channel Maximum Average Power [dBm] (GT - LC = -1.1 dB)										
BW [MHz]	RB Size	RB Offset	Mod	Lowest	Middle	Highest	ERP (dBm)	ERP		
5	1	1	PI/2 BPSK	-	24.79	-	21.57	0.1435		
5	1	23		-	24.81	-				
5	12	6		-	24.81	-				
5	1	0		-	24.34	-				
5	1	24		-	24.31	-				
5	25	0		-	24.34	-				
5	1	1	QPSK	-	24.82	-			20.66	0.1164
5	1	23		-	24.75	-				
5	12	6		-	24.80	-				
5	1	0		-	23.86	-				
5	1	24		-	23.80	-				
5	25	0		-	23.81	-				
5	1	1	16-QAM	-	23.91	-	20.66	0.1164		
5	1	1	64-QAM	-	22.28	-				
5	1	1	256-QAM	-	20.17	-				
Limit	Reporting only			Result			N/A			

Part90s NR n26 Straddle Channel Maximum Average Power [dBm] (GT - LC = -1.1 dB)										
BW [MHz]	RB Size	RB Offset	Mod	Lowest	Middle	Highest	ERP (dBm)	ERP		
10	1	1	PI/2 BPSK	-	24.98	-	21.73	0.1489		
10	1	50		-	24.85	-				
10	25	12		-	24.87	-				
10	1	0		-	24.43	-				
10	1	51		-	24.35	-				
10	50	0		-	24.41	-				
10	1	1	QPSK	-	24.86	-			20.76	0.1191
10	1	50		-	24.83	-				
10	25	12		-	24.90	-				
10	1	0		-	23.96	-				
10	1	51		-	23.90	-				
10	50	0		-	23.88	-				
10	1	1	16-QAM	-	24.01	-	20.76	0.1191		
10	1	1	64-QAM	-	22.47	-				
10	1	1	256-QAM	-	20.45	-				
Limit	Reporting only			Result			N/A			



Part90s NR n26 Straddle Channel Maximum Average Power [dBm] (GT - LC = -1.1 dB)										
BW [MHz]	RB Size	RB Offset	Mod	Lowest	Middle	Highest	ERP (dBm)	ERP		
15	1	1	PI/2 BPSK	-	24.89	-	21.64	0.1459		
15	1	77		-	24.75	-				
15	36	18		-	24.81	-				
15	1	0		-	24.34	-				
15	1	78		-	24.23	-				
15	75	0		-	24.32	-				
15	1	1	QPSK	-	24.82	-			20.56	0.1138
15	1	77		-	24.83	-				
15	36	18		-	24.81	-				
15	1	0		-	23.94	-				
15	1	78		-	23.75	-				
15	75	0		-	23.81	-				
15	1	1	16-QAM	-	23.81	-	20.56	0.1138		
15	1	1	64-QAM	-	22.55	-				
15	1	1	256-QAM	-	20.22	-				
Limit	Reporting only			Result			N/A			

Part90s NR n26 Straddle Channel Maximum Average Power [dBm] (GT - LC = -1.1 dB)										
BW [MHz]	RB Size	RB Offset	Mod	Lowest	Middle	Highest	ERP (dBm)	ERP		
20	1	1	PI/2 BPSK	-	24.95	-	21.70	0.1479		
20	1	104		-	24.81	-				
20	50	25		-	24.82	-				
20	1	0		-	24.44	-				
20	1	105		-	24.25	-				
20	100	0		-	24.33	-				
20	1	1	QPSK	-	24.86	-			20.80	0.1202
20	1	104		-	24.80	-				
20	50	25		-	24.86	-				
20	1	0		-	23.98	-				
20	1	105		-	23.82	-				
20	100	0		-	23.84	-				
20	1	1	16-QAM	-	24.05	-	20.80	0.1202		
20	1	1	64-QAM	-	22.42	-				
20	1	1	256-QAM	-	20.30	-				
Limit	Reporting only			Result			N/A			



<ASDIV Antenna>

NR n2 Maximum Average Power [dBm] (GT - LC = 0.1 dB)										
BW [MHz]	RB Size	RB Offset	Mod	Lowest	Middle	Highest	EIRP (dBm)	EIRP(W)		
5	1	1	PI/2 BPSK	24.26	24.17	24.42	24.56	0.2858		
5	1	23		24.18	24.21	24.39				
5	12	6		24.26	24.07	24.41				
5	1	0		23.70	23.61	23.84				
5	1	24		23.72	23.66	23.96				
5	25	0		23.81	23.64	23.86				
5	1	1	QPSK	24.22	24.05	24.39			24.56	0.2858
5	1	23		24.19	24.22	24.43				
5	12	6		24.23	24.10	24.46				
5	1	0		23.18	23.13	23.42				
5	1	24		23.19	23.11	23.43				
5	25	0		23.23	23.13	23.38				
5	1	1	16-QAM	23.37	23.12	23.49	23.59	0.2286		
5	1	1	64-QAM	21.72	21.79	21.84				
5	1	1	256-QAM	19.76	19.81	19.91				
Limit	EIRP < 2W			Result			Pass			

NR n2 Maximum Average Power [dBm] (GT - LC = 0.1 dB)										
BW [MHz]	RB Size	RB Offset	Mod	Lowest	Middle	Highest	EIRP (dBm)	EIRP(W)		
10	1	1	PI/2 BPSK	24.31	24.11	24.29	24.52	0.2831		
10	1	50		24.30	24.10	24.42				
10	25	12		24.25	24.10	24.39				
10	1	0		23.81	23.69	23.78				
10	1	51		23.74	23.60	23.93				
10	50	0		23.75	23.65	23.88				
10	1	1	QPSK	24.29	24.10	24.29			24.52	0.2831
10	1	50		24.16	24.20	24.42				
10	25	12		24.31	24.13	24.40				
10	1	0		23.37	23.19	23.32				
10	1	51		23.31	23.12	23.49				
10	50	0		23.29	23.21	23.36				
10	1	1	16-QAM	23.20	23.04	23.13	23.30	0.2138		
10	1	1	64-QAM	21.83	21.78	21.76				
10	1	1	256-QAM	19.90	19.71	19.80				
Limit	EIRP < 2W			Result			Pass			



NR n2 Maximum Average Power [dBm] (GT - LC = 0.1 dB)								
BW [MHz]	RB Size	RB Offset	Mod	Lowest	Middle	Highest	EIRP (dBm)	EIRP(W)
15	1	1	PI/2 BPSK	24.34	24.13	24.25	24.46	0.2793
15	1	77		24.12	24.11	24.36		
15	36	18		24.28	24.12	24.26		
15	1	0		23.85	23.67	23.75		
15	1	78		23.68	23.61	23.86		
15	75	0		23.77	23.63	23.78		
15	1	1	QPSK	24.29	24.10	24.18	23.48	0.2228
15	1	77		24.13	24.11	24.35		
15	36	18		24.29	24.17	24.27		
15	1	0		23.32	23.20	23.18		
15	1	78		23.13	23.17	23.42		
15	75	0		23.26	23.12	23.27		
15	1	1	16-QAM	23.38	23.22	23.31	23.48	0.2228
15	1	1	64-QAM	21.97	21.74	21.82		
15	1	1	256-QAM	19.81	19.60	19.78		
Limit	EIRP < 2W			Result			Pass	

NR n2 Maximum Average Power [dBm] (GT - LC = 0.1 dB)								
BW [MHz]	RB Size	RB Offset	Mod	Lowest	Middle	Highest	EIRP (dBm)	EIRP(W)
20	1	1	PI/2 BPSK	24.25	24.19	24.24	24.50	0.2818
20	1	104		24.04	24.14	24.35		
20	50	25		24.18	24.19	24.26		
20	1	0		23.75	23.65	23.69		
20	1	105		23.54	23.57	23.84		
20	100	0		23.68	23.67	23.79		
20	1	1	QPSK	24.32	24.19	24.26	23.57	0.2275
20	1	104		24.07	24.10	24.40		
20	50	25		24.25	24.15	24.31		
20	1	0		23.28	23.16	23.30		
20	1	105		23.12	23.08	23.40		
20	100	0		23.18	23.11	23.29		
20	1	1	16-QAM	23.33	23.23	23.47	23.57	0.2275
20	1	1	64-QAM	21.74	21.63	21.83		
20	1	1	256-QAM	19.77	19.62	19.66		
Limit	EIRP < 2W			Result			Pass	



NR n5 Maximum Average Power [dBm] (GT - LC = -6.1 dB)										
BW [MHz]	RB Size	RB Offset	Mod	Lowest	Middle	Highest	ERP (dBm)	ERP(W)		
5	1	1	PI/2 BPSK	24.55	24.55	24.56	16.42	0.0439		
5	1	23		24.56	24.52	24.58				
5	12	6		24.52	24.57	24.63				
5	1	0		24.06	24.05	24.09				
5	1	24		24.09	24.12	24.15				
5	25	0		24.05	24.14	24.13				
5	1	1	QPSK	24.57	24.59	24.62			15.42	0.0348
5	1	23		24.53	24.58	24.67				
5	12	6		24.63	24.53	24.61				
5	1	0		23.61	23.63	23.60				
5	1	24		23.55	23.58	23.63				
5	25	0		23.61	23.62	23.64				
5	1	1	16-QAM	23.60	23.67	23.60	15.42	0.0348		
5	1	1	64-QAM	22.17	22.22	22.08				
5	1	1	256-QAM	19.98	20.11	20.33				
Limit	ERP < 7W			Result			Pass			

NR n5 Maximum Average Power [dBm] (GT - LC = -6.1 dB)										
BW [MHz]	RB Size	RB Offset	Mod	Lowest	Middle	Highest	ERP (dBm)	ERP(W)		
10	1	1	PI/2 BPSK	24.49	24.68	24.54	16.43	0.0440		
10	1	50		24.54	24.60	24.55				
10	25	12		24.50	24.63	24.54				
10	1	0		24.00	24.19	24.04				
10	1	51		24.03	24.12	24.15				
10	50	0		24.04	24.12	23.96				
10	1	1	QPSK	24.51	24.57	24.57			15.35	0.0343
10	1	50		24.51	24.66	24.49				
10	25	12		24.49	24.65	24.53				
10	1	0		23.57	23.62	23.53				
10	1	51		23.58	23.56	23.59				
10	50	0		23.57	23.62	23.55				
10	1	1	16-QAM	23.59	23.52	23.60	15.35	0.0343		
10	1	1	64-QAM	22.05	22.25	22.11				
10	1	1	256-QAM	19.84	20.20	20.14				
Limit	ERP < 7W			Result			Pass			



NR n5 Maximum Average Power [dBm] (GT - LC = -6.1 dB)										
BW [MHz]	RB Size	RB Offset	Mod	Lowest	Middle	Highest	ERP (dBm)	ERP(W)		
15	1	1	PI/2 BPSK	24.48	24.45	24.55	16.44	0.0441		
15	1	77		24.60	24.54	24.59				
15	36	18		24.50	24.55	24.62				
15	1	0		23.96	23.97	24.05				
15	1	78		24.06	24.05	24.11				
15	75	0		24.02	24.03	24.14				
15	1	1	QPSK	24.54	24.56	24.59			15.51	0.0356
15	1	77		24.66	24.69	24.62				
15	36	18		24.53	24.54	24.61				
15	1	0		23.52	23.55	23.59				
15	1	78		23.55	23.59	23.65				
15	75	0		23.57	23.62	23.63				
15	1	1	16-QAM	23.76	23.54	23.60	15.51	0.0356		
15	1	1	64-QAM	21.88	22.11	21.96				
15	1	1	256-QAM	20.05	19.98	20.28				
Limit	ERP < 7W			Result			Pass			

NR n5 Maximum Average Power [dBm] (GT - LC = -6.1 dB)										
BW [MHz]	RB Size	RB Offset	Mod	Lowest	Middle	Highest	ERP (dBm)	ERP(W)		
20	1	1	PI/2 BPSK	24.44	24.48	24.53	16.34	0.0431		
20	1	104		24.51	24.56	24.57				
20	50	25		24.45	24.59	24.57				
20	1	0		23.89	23.95	24.00				
20	1	105		24.04	24.06	24.11				
20	100	0		23.97	24.07	24.13				
20	1	1	QPSK	24.50	24.44	24.48			15.30	0.0339
20	1	104		24.46	24.50	24.55				
20	50	25		24.51	24.57	24.59				
20	1	0		23.46	23.53	23.58				
20	1	105		23.54	23.56	23.65				
20	100	0		23.54	23.53	23.62				
20	1	1	16-QAM	23.47	23.47	23.55	15.30	0.0339		
20	1	1	64-QAM	22.17	22.38	22.02				
20	1	1	256-QAM	19.90	19.98	19.97				
Limit	ERP < 7W			Result			Pass			



NR n7 Maximum Average Power [dBm] (GT - LC = 1.4 dB)										
BW [MHz]	RB Size	RB Offset	Mod	Lowest	Middle	Highest	EIRP (dBm)	EIRP(W)		
5	1	1	PI/2 BPSK	23.89	23.52	23.45	25.29	0.3381		
5	1	23		23.80	23.50	23.40				
5	12	6		23.82	23.58	23.39				
5	1	0		23.40	23.14	22.94				
5	1	24		23.26	23.02	22.98				
5	25	0		23.29	23.12	22.98				
5	1	1	QPSK	23.80	23.62	23.48			24.32	0.2704
5	1	23		23.83	23.53	23.48				
5	12	6		23.76	23.60	23.37				
5	1	0		22.92	22.64	22.51				
5	1	24		22.81	22.56	22.47				
5	25	0		22.80	22.57	22.44				
5	1	1	16-QAM	22.92	22.55	22.43	24.32	0.2704		
5	1	1	64-QAM	21.44	21.21	20.90				
5	1	1	256-QAM	19.54	19.17	19.05				
Limit	EIRP < 2W			Result			Pass			

NR n7 Maximum Average Power [dBm] (GT - LC = 1.4 dB)										
BW [MHz]	RB Size	RB Offset	Mod	Lowest	Middle	Highest	EIRP (dBm)	EIRP(W)		
10	1	1	PI/2 BPSK	23.78	23.65	23.39	25.20	0.3311		
10	1	50		23.80	23.49	23.33				
10	25	12		23.74	23.53	23.37				
10	1	0		23.26	23.22	22.87				
10	1	51		23.25	22.91	22.88				
10	50	0		23.30	23.02	22.86				
10	1	1	QPSK	23.77	23.62	23.42			24.21	0.2636
10	1	50		23.72	23.48	23.40				
10	25	12		23.75	23.59	23.41				
10	1	0		22.82	22.63	22.46				
10	1	51		22.73	22.53	22.36				
10	50	0		22.78	22.55	22.42				
10	1	1	16-QAM	22.81	22.48	22.40	24.21	0.2636		
10	1	1	64-QAM	21.22	21.35	20.79				
10	1	1	256-QAM	19.31	19.18	18.98				
Limit	EIRP < 2W			Result			Pass			



NR n7 Maximum Average Power [dBm] (GT - LC = 1.4 dB)										
BW [MHz]	RB Size	RB Offset	Mod	Lowest	Middle	Highest	EIRP (dBm)	EIRP(W)		
15	1	1	PI/2 BPSK	23.80	23.71	23.50	25.21	0.3319		
15	1	77		23.81	23.52	23.45				
15	36	18		23.73	23.59	23.53				
15	1	0		23.27	23.21	22.98				
15	1	78		23.23	22.95	23.01				
15	75	0		23.29	23.10	23.07				
15	1	1	QPSK	23.77	23.72	23.45			24.14	0.2594
15	1	77		23.66	23.50	23.47				
15	36	18		23.74	23.61	23.51				
15	1	0		22.81	22.73	22.54				
15	1	78		22.74	22.56	22.54				
15	75	0		22.73	22.62	22.60				
15	1	1	16-QAM	22.74	22.70	22.54	24.14	0.2594		
15	1	1	64-QAM	21.21	21.22	21.00				
15	1	1	256-QAM	19.47	19.08	19.09				
Limit	EIRP < 2W			Result			Pass			

NR n7 Maximum Average Power [dBm] (GT - LC = 1.4 dB)										
BW [MHz]	RB Size	RB Offset	Mod	Lowest	Middle	Highest	EIRP (dBm)	EIRP(W)		
20	1	1	PI/2 BPSK	23.88	23.73	23.53	25.28	0.3373		
20	1	104		23.81	23.44	23.48				
20	50	25		23.82	23.58	23.48				
20	1	0		23.38	23.25	23.04				
20	1	105		23.33	22.96	22.99				
20	100	0		23.40	23.15	23.01				
20	1	1	QPSK	23.85	23.69	23.49			24.45	0.2786
20	1	104		23.78	23.39	23.45				
20	50	25		23.84	23.64	23.51				
20	1	0		22.86	22.79	22.51				
20	1	105		22.90	22.42	22.48				
20	100	0		22.86	22.60	22.53				
20	1	1	16-QAM	23.05	22.62	22.44	24.45	0.2786		
20	1	1	64-QAM	21.47	21.03	20.91				
20	1	1	256-QAM	19.41	19.38	19.13				
Limit	EIRP < 2W			Result			Pass			



NR n7 Maximum Average Power [dBm] (GT - LC = 1.4 dB)										
BW [MHz]	RB Size	RB Offset	Mod	Lowest	Middle	Highest	EIRP (dBm)	EIRP(W)		
25	1	1	PI/2 BPSK	23.90	23.80	23.49	25.36	0.3436		
25	1	131		23.91	23.46	23.43				
25	64	32		23.90	23.62	23.40				
25	1	0		23.43	23.26	22.96				
25	1	132		23.35	22.92	22.92				
25	128	0		23.39	23.04	22.93				
25	1	1	QPSK	23.96	23.81	23.53			24.30	0.2692
25	1	131		23.86	23.44	23.38				
25	64	32		23.88	23.63	23.35				
25	1	0		22.97	22.81	22.47				
25	1	132		22.87	22.44	22.44				
25	128	0		22.88	22.68	22.50				
25	1	1	16-QAM	22.76	22.90	22.69	24.30	0.2692		
25	1	1	64-QAM	21.32	21.39	21.15				
25	1	1	256-QAM	19.20	19.35	19.16				
Limit	EIRP < 2W			Result			Pass			

NR n7 Maximum Average Power [dBm] (GT - LC = 1.4 dB)										
BW [MHz]	RB Size	RB Offset	Mod	Lowest	Middle	Highest	EIRP (dBm)	EIRP(W)		
30	1	1	PI/2 BPSK	23.85	23.96	23.63	25.36	0.3436		
30	1	158		23.68	23.46	23.38				
30	80	40		23.79	23.63	23.36				
30	1	0		23.37	23.43	23.09				
30	1	159		23.15	22.99	22.91				
30	160	0		23.27	23.15	22.88				
30	1	1	QPSK	23.83	23.88	23.59			24.41	0.2761
30	1	158		23.67	23.50	23.44				
30	80	40		23.68	23.66	23.35				
30	1	0		22.82	22.96	22.61				
30	1	159		22.71	22.52	22.43				
30	160	0		22.83	22.68	22.41				
30	1	1	16-QAM	22.93	23.01	22.61	24.41	0.2761		
30	1	1	64-QAM	21.42	21.32	21.21				
30	1	1	256-QAM	19.50	19.58	19.09				
Limit	EIRP < 2W			Result			Pass			



NR n7 Maximum Average Power [dBm] (GT - LC = 1.4 dB)								
BW [MHz]	RB Size	RB Offset	Mod	Lowest	Middle	Highest	EIRP (dBm)	EIRP(W)
40	1	1	PI/2 BPSK	24.04	23.97	23.86	25.44	0.3499
40	1	214		23.76	23.37	23.54		
40	108	54		23.90	23.59	23.46		
40	1	0		23.50	23.43	23.31		
40	1	215		23.22	22.77	23.07		
40	216	0		23.42	23.14	23.00		
40	1	1	QPSK	23.97	23.97	23.83		
40	1	214		23.65	23.45	23.54		
40	108	54		23.81	23.58	23.53		
40	1	0		23.01	22.90	22.84		
40	1	215		22.69	22.49	22.57		
40	216	0		22.95	22.71	22.57		
40	1	1	16-QAM	23.07	23.12	23.53	24.93	0.3112
40	1	1	64-QAM	21.53	21.78	20.99		
40	1	1	256-QAM	19.75	19.28	19.45		
Limit	EIRP < 2W			Result			Pass	

NR n7 Maximum Average Power [dBm] (GT - LC = 1.4 dB)								
BW [MHz]	RB Size	RB Offset	Mod	Lowest	Middle	Highest	EIRP (dBm)	EIRP(W)
50	1	1	PI/2 BPSK	24.08	24.13	24.09	25.53	0.3573
50	1	268		23.54	23.61	23.55		
50	135	67		23.69	23.65	23.57		
50	1	0		23.56	23.66	23.59		
50	1	269		23.14	23.07	23.07		
50	270	0		23.29	23.17	23.08		
50	1	1	QPSK	24.06	24.07	24.11		
50	1	268		23.59	23.56	23.60		
50	135	67		23.72	23.60	23.52		
50	1	0		23.14	23.15	23.05		
50	1	269		22.60	22.58	22.59		
50	270	0		22.76	22.71	22.55		
50	1	1	16-QAM	23.24	23.17	23.09	24.64	0.2911
50	1	1	64-QAM	21.67	21.61	21.72		
50	1	1	256-QAM	19.68	19.63	19.67		
Limit	EIRP < 2W			Result			Pass	



NR n12 Maximum Average Power [dBm] (GT - LC = -6.8 dB)								
BW [MHz]	RB Size	RB Offset	Mod	Lowest	Middle	Highest	ERP (dBm)	ERP(W)
5	1	1	PI/2 BPSK	24.69	24.63	24.63	15.77	0.0378
5	1	23		24.56	24.71	24.68		
5	12	6		24.68	24.67	24.64		
5	1	0		24.23	24.15	24.21		
5	1	24		24.14	24.18	24.16		
5	25	0		24.17	24.16	24.07		
5	1	1	QPSK	24.66	24.72	24.64		
5	1	23		24.63	24.72	24.65		
5	12	6		24.65	24.70	24.63		
5	1	0		23.73	23.73	23.60		
5	1	24		23.62	23.75	23.67		
5	25	0		23.68	23.67	23.65		
5	1	1	16-QAM	23.70	23.72	23.65	14.77	0.030
5	1	1	64-QAM	22.20	22.28	22.27		
5	1	1	256-QAM	20.38	20.23	20.15		
Limit	ERP < 3W			Result			Pass	

NR n12 Maximum Average Power [dBm] (GT - LC = -6.8 dB)								
BW [MHz]	RB Size	RB Offset	Mod	Lowest	Middle	Highest	ERP (dBm)	ERP(W)
10	1	1	PI/2 BPSK	24.62	24.66	24.60	15.78	0.0378
10	1	50		24.59	24.68	24.64		
10	25	12		24.58	24.69	24.72		
10	1	0		24.05	24.13	24.13		
10	1	51		24.12	24.33	24.24		
10	50	0		24.09	24.27	24.15		
10	1	1	QPSK	24.67	24.65	24.63		
10	1	50		24.62	24.71	24.70		
10	25	12		24.56	24.69	24.73		
10	1	0		23.55	23.62	23.61		
10	1	51		23.62	23.70	23.71		
10	50	0		23.65	23.70	23.73		
10	1	1	16-QAM	23.76	23.72	23.61	14.81	0.0303
10	1	1	64-QAM	22.28	22.26	22.06		
10	1	1	256-QAM	20.20	20.26	20.20		
Limit	ERP < 3W			Result			Pass	



NR n12 Maximum Average Power [dBm] (GT - LC = -6.8 dB)								
BW [MHz]	RB Size	RB Offset	Mod	Lowest	Middle	Highest	ERP (dBm)	ERP(W)
15	1	1	PI/2 BPSK	24.71	24.70	24.63	15.83	0.0383
15	1	77		24.78	24.63	24.71		
15	36	18		24.75	24.68	24.70		
15	1	0		24.20	24.16	24.10		
15	1	78		24.22	24.22	24.16		
15	75	0		24.20	24.22	24.18		
15	1	1	QPSK	24.70	24.58	24.57	14.81	0.0303
15	1	77		24.76	24.67	24.66		
15	36	18		24.73	24.68	24.68		
15	1	0		23.71	23.62	23.68		
15	1	78		23.73	23.70	23.60		
15	75	0		23.81	23.63	23.67		
15	1	1	16-QAM	23.71	23.76	23.53	14.81	0.0303
15	1	1	64-QAM	22.17	22.31	21.98		
15	1	1	256-QAM	20.19	19.98	20.13		
Limit	ERP < 3W			Result			Pass	



NR n25 Maximum Average Power [dBm] (GT - LC = 0.1 dB)										
BW [MHz]	RB Size	RB Offset	Mod	Lowest	Middle	Highest	EIRP (dBm)	EIRP(W)		
5	1	1	PI/2 BPSK	24.13	24.03	24.26	24.46	0.2793		
5	1	23		24.15	24.04	24.17				
5	12	6		24.18	24.04	24.20				
5	1	0		23.61	23.62	23.86				
5	1	24		23.59	23.59	23.69				
5	25	0		23.66	23.65	23.73				
5	1	1	QPSK	24.12	24.06	24.36			23.47	0.2223
5	1	23		24.19	24.07	24.08				
5	12	6		24.19	24.05	24.22				
5	1	0		23.08	23.12	23.35				
5	1	24		23.10	23.16	23.18				
5	25	0		23.15	23.14	23.25				
5	1	1	16-QAM	23.17	23.13	23.37	23.47	0.2223		
5	1	1	64-QAM	21.63	21.79	21.94				
5	1	1	256-QAM	19.77	19.68	19.79				
Limit	EIRP < 2W			Result			Pass			

NR n25 Maximum Average Power [dBm] (GT - LC = 0.1 dB)										
BW [MHz]	RB Size	RB Offset	Mod	Lowest	Middle	Highest	EIRP (dBm)	EIRP(W)		
10	1	1	PI/2 BPSK	24.25	24.09	24.36	24.46	0.2793		
10	1	50		24.25	24.14	24.17				
10	25	12		24.26	24.07	24.31				
10	1	0		23.80	23.65	23.77				
10	1	51		23.73	23.66	23.74				
10	50	0		23.78	23.57	23.80				
10	1	1	QPSK	24.31	23.99	24.31			23.55	0.2265
10	1	50		24.21	24.07	24.13				
10	25	12		24.24	24.13	24.33				
10	1	0		23.26	23.15	23.29				
10	1	51		23.23	23.10	23.22				
10	50	0		23.26	23.08	23.31				
10	1	1	16-QAM	23.31	23.23	23.45	23.55	0.2265		
10	1	1	64-QAM	21.87	21.72	21.73				
10	1	1	256-QAM	19.82	19.55	19.88				
Limit	EIRP < 2W			Result			Pass			



NR n25 Maximum Average Power [dBm] (GT - LC = 0.1 dB)										
BW [MHz]	RB Size	RB Offset	Mod	Lowest	Middle	Highest	EIRP (dBm)	EIRP(W)		
15	1	1	PI/2 BPSK	24.23	24.10	24.25	24.46	0.2793		
15	1	77		24.12	24.09	24.09				
15	36	18		24.25	24.12	24.32				
15	1	0		23.81	23.64	23.70				
15	1	78		23.70	23.58	23.66				
15	75	0		23.68	23.64	23.85				
15	1	1	QPSK	24.27	24.02	24.30			23.59	0.2286
15	1	77		24.09	24.02	24.22				
15	36	18		24.30	24.02	24.36				
15	1	0		23.22	23.11	23.27				
15	1	78		23.15	23.09	23.20				
15	75	0		23.20	23.14	23.30				
15	1	1	16-QAM	23.49	23.21	23.19	23.59	0.2286		
15	1	1	64-QAM	21.87	21.71	21.77				
15	1	1	256-QAM	19.73	19.67	19.79				
Limit	EIRP < 2W			Result			Pass			

NR n25 Maximum Average Power [dBm] (GT - LC = 0.1 dB)										
BW [MHz]	RB Size	RB Offset	Mod	Lowest	Middle	Highest	EIRP (dBm)	EIRP(W)		
20	1	1	PI/2 BPSK	24.23	24.09	24.24	24.45	0.2786		
20	1	104		24.08	24.04	24.06				
20	50	25		24.25	24.11	24.30				
20	1	0		23.72	23.51	23.74				
20	1	105		23.54	23.54	23.66				
20	100	0		23.65	23.66	23.79				
20	1	1	QPSK	24.28	23.99	24.29			23.49	0.2234
20	1	104		24.12	24.08	24.12				
20	50	25		24.21	24.19	24.35				
20	1	0		23.26	23.01	23.22				
20	1	105		23.14	23.05	23.18				
20	100	0		23.20	23.15	23.32				
20	1	1	16-QAM	23.39	23.35	23.36	23.49	0.2234		
20	1	1	64-QAM	21.77	21.71	21.63				
20	1	1	256-QAM	19.74	19.49	19.67				
Limit	EIRP < 2W			Result			Pass			



NR n25 Maximum Average Power [dBm] (GT - LC = 0.1 dB)										
BW [MHz]	RB Size	RB Offset	Mod	Lowest	Middle	Highest	EIRP (dBm)	EIRP(W)		
25	1	1	PI/2 BPSK	24.13	24.11	24.12	24.33	0.2710		
25	1	131		24.00	24.00	24.11				
25	64	32		24.13	24.09	24.21				
25	1	0		23.71	23.61	23.69				
25	1	132		23.46	23.48	23.63				
25	128	0		23.52	23.62	23.74				
25	1	1	QPSK	24.23	24.05	24.10			24.33	0.2710
25	1	131		23.95	23.96	24.04				
25	64	32		24.21	24.05	24.18				
25	1	0		23.22	23.15	23.11				
25	1	132		22.95	23.06	23.05				
25	128	0		23.11	23.18	23.25				
25	1	1	16-QAM	23.32	23.22	23.20	23.42	0.2198		
25	1	1	64-QAM	21.60	21.64	21.67				
25	1	1	256-QAM	19.71	19.75	19.52				
Limit	EIRP < 2W			Result			Pass			

NR n25 Maximum Average Power [dBm] (GT - LC = 0.1 dB)										
BW [MHz]	RB Size	RB Offset	Mod	Lowest	Middle	Highest	EIRP (dBm)	EIRP(W)		
30	1	1	PI/2 BPSK	24.42	24.19	24.37	24.55	0.2851		
30	1	158		24.15	24.18	24.23				
30	80	40		24.36	24.32	24.42				
30	1	0		23.99	23.80	23.84				
30	1	159		23.67	23.68	23.77				
30	160	0		23.80	23.82	23.98				
30	1	1	QPSK	24.45	24.30	24.30			24.55	0.2851
30	1	158		24.14	24.21	24.27				
30	80	40		24.41	24.32	24.43				
30	1	0		23.52	23.31	23.31				
30	1	159		23.25	23.24	23.28				
30	160	0		23.28	23.34	23.48				
30	1	1	16-QAM	23.49	23.31	23.52	23.62	0.2301		
30	1	1	64-QAM	21.99	21.75	21.84				
30	1	1	256-QAM	20.05	19.84	19.78				
Limit	EIRP < 2W			Result			Pass			



NR n25 Maximum Average Power [dBm] (GT - LC = 0.1 dB)										
BW [MHz]	RB Size	RB Offset	Mod	Lowest	Middle	Highest	EIRP (dBm)	EIRP(W)		
40	1	1	PI/2 BPSK	24.40	24.28	24.22	24.60	0.2884		
40	1	214		24.12	24.13	24.15				
40	108	54		24.25	24.34	24.49				
40	1	0		23.81	23.83	23.77				
40	1	215		23.59	23.78	23.67				
40	216	0		23.63	23.87	23.98				
40	1	1	QPSK	24.26	24.50	24.27			23.50	0.2239
40	1	214		23.96	24.22	24.09				
40	108	54		24.32	24.38	24.48				
40	1	0		23.42	23.25	23.33				
40	1	215		23.06	23.23	23.26				
40	216	0		23.15	23.39	23.61				
40	1	1	16-QAM	23.40	23.30	23.14	23.50	0.2239		
40	1	1	64-QAM	22.03	21.75	22.03				
40	1	1	256-QAM	19.83	19.82	19.92				
Limit	EIRP < 2W			Result			Pass			



Part22H NR n26 Maximum Average Power [dBm] (GT - LC = -6.1 dB)								
BW [MHz]	RB Size	RB Offset	Mod	Lowest	Middle	Highest	ERP (dBm)	ERP(W)
5	1	1	PI/2 BPSK	24.57	24.58	24.60	16.47	0.0444
5	1	23		24.63	24.61	24.64		
5	12	6		24.57	24.60	24.70		
5	1	0		24.18	24.11	24.15		
5	1	24		24.05	24.12	24.11		
5	25	0		24.03	24.09	24.13		
5	1	1	QPSK	24.60	24.55	24.69	15.47	0.0352
5	1	23		24.60	24.55	24.72		
5	12	6		24.58	24.57	24.69		
5	1	0		23.60	23.59	23.75		
5	1	24		23.63	23.59	23.72		
5	25	0		23.59	23.58	23.69		
5	1	1	16-QAM	23.72	23.61	23.64	15.47	0.0352
5	1	1	64-QAM	22.33	22.27	22.24		
5	1	1	256-QAM	20.07	20.15	20.04		
Limit	ERP < 7W			Result			Pass	

Part22H NR n26 Maximum Average Power [dBm] (GT - LC = -6.1 dB)								
BW [MHz]	RB Size	RB Offset	Mod	Lowest	Middle	Highest	ERP (dBm)	ERP(W)
10	1	1	PI/2 BPSK	24.58	24.58	24.69	16.44	0.0441
10	1	50		24.52	24.60	24.61		
10	25	12		24.53	24.66	24.63		
10	1	0		24.01	24.11	24.10		
10	1	51		24.06	24.12	24.06		
10	50	0		24.00	24.10	24.17		
10	1	1	QPSK	24.51	24.62	24.57	15.48	0.0353
10	1	50		24.58	24.63	24.64		
10	25	12		24.51	24.64	24.54		
10	1	0		23.53	23.57	23.63		
10	1	51		23.58	23.60	23.61		
10	50	0		23.59	23.59	23.65		
10	1	1	16-QAM	23.73	23.65	23.52	15.48	0.0353
10	1	1	64-QAM	22.25	22.27	22.50		
10	1	1	256-QAM	20.11	20.08	20.13		
Limit	ERP < 7W			Result			Pass	



Part22H NR n26 Maximum Average Power [dBm] (GT - LC = -6.1 dB)										
BW [MHz]	RB Size	RB Offset	Mod	Lowest	Middle	Highest	ERP (dBm)	ERP(W)		
15	1	1	PI/2 BPSK	24.59	24.53	24.60	16.43	0.0440		
15	1	77		24.59	24.63	24.65				
15	36	18		24.53	24.62	24.68				
15	1	0		24.12	24.03	24.14				
15	1	78		24.10	24.07	24.15				
15	75	0		24.13	24.10	24.14				
15	1	1	QPSK	24.52	24.55	24.53			15.34	0.0342
15	1	77		24.63	24.62	24.51				
15	36	18		24.56	24.60	24.61				
15	1	0		23.49	23.55	23.52				
15	1	78		23.70	23.61	23.54				
15	75	0		23.68	23.60	23.72				
15	1	1	16-QAM	23.52	23.58	23.59	15.34	0.0342		
15	1	1	64-QAM	21.91	22.41	22.03				
15	1	1	256-QAM	19.97	20.08	20.08				
Limit	ERP < 7W			Result			Pass			

Part22H NR n26 Maximum Average Power [dBm] (GT - LC = -6.1 dB)										
BW [MHz]	RB Size	RB Offset	Mod	Lowest	Middle	Highest	ERP (dBm)	ERP(W)		
20	1	1	PI/2 BPSK	24.50	24.57	24.53	16.50	0.0447		
20	1	104		24.58	24.66	24.65				
20	50	25		24.58	24.67	24.66				
20	1	0		23.93	24.06	24.03				
20	1	105		24.08	24.14	24.13				
20	100	0		24.11	24.11	24.17				
20	1	1	QPSK	24.46	24.57	24.59			15.44	0.0350
20	1	104		24.54	24.75	24.64				
20	50	25		24.61	24.68	24.68				
20	1	0		23.57	23.60	23.62				
20	1	105		23.54	23.68	23.68				
20	100	0		23.68	23.65	23.64				
20	1	1	16-QAM	23.64	23.69	23.58	15.44	0.0350		
20	1	1	64-QAM	21.97	22.19	22.13				
20	1	1	256-QAM	19.84	20.09	20.10				
Limit	ERP < 7W			Result			Pass			



NR n30 Maximum Average Power [dBm] (GT - LC = 3.2 dB)										
BW [MHz]	RB Size	RB Offset	Mod	Lowest	Middle	Highest	EIRP (dBm)	EIRP(W)		
5	1	1	PI/2 BPSK	18.45	18.49	18.66	21.86	0.1535		
5	1	23		18.46	18.46	18.57				
5	12	6		18.46	18.49	18.50				
5	1	0		18.47	18.51	18.59				
5	1	24		18.45	18.44	18.47				
5	25	0		18.44	18.48	18.59				
5	1	1	QPSK	18.50	18.51	18.63			22.00	0.1585
5	1	23		18.42	18.54	18.48				
5	12	6		18.44	18.48	18.51				
5	1	0		18.50	18.57	18.59				
5	1	24		18.50	18.39	18.40				
5	25	0		18.43	18.58	18.58				
5	1	1	16-QAM	18.33	18.45	18.46	22.00	0.1585		
5	1	1	64-QAM	18.80	18.60	18.56				
5	1	1	256-QAM	17.81	17.92	17.91				
Limit	EIRP < 250 W/5MHz			Result			Pass			

NR n30 Maximum Average Power [dBm] (GT - LC = 3.2 dB)										
BW [MHz]	RB Size	RB Offset	Mod	Lowest	Middle	Highest	EIRP (dBm)	EIRP(W)		
10	1	1	PI/2 BPSK	-	18.67	-	21.87	0.1538		
10	1	50		-	18.45	-				
10	25	12		-	18.58	-				
10	1	0		-	18.65	-				
10	1	51		-	18.45	-				
10	50	0		-	18.53	-				
10	1	1	QPSK	-	18.62	-			21.89	0.1545
10	1	50		-	18.44	-				
10	25	12		-	18.48	-				
10	1	0		-	18.60	-				
10	1	51		-	18.39	-				
10	50	0		-	18.53	-				
10	1	1	16-QAM	-	18.69	-	21.89	0.1545		
10	1	1	64-QAM	-	18.56	-				
10	1	1	256-QAM	-	17.95	-				
Limit	EIRP < 250 W/5MHz			Result			Pass			

Total EIRP power is less than partial EIRP limit 250 mW/5MHz.



NR n38 Maximum Average Power [dBm] (GT - LC = 1.5 dB)								
BW [MHz]	RB Size	RB Offset	Mod	Lowest	Middle	Highest	EIRP (dBm)	EIRP(W)
10	1	1	PI/2 BPSK	23.35	23.32	23.39	24.97	0.3141
10	1	22		23.27	23.32	23.47		
10	12	6		23.31	23.33	23.43		
10	1	0		23.34	23.33	23.39		
10	1	23		23.31	23.34	23.46		
10	24	0		23.30	23.34	23.43		
10	1	1	QPSK	23.35	23.37	23.41	23.99	0.2506
10	1	22		23.31	23.37	23.47		
10	12	6		23.32	23.33	23.43		
10	1	0		22.36	22.37	22.43		
10	1	23		22.35	22.35	22.45		
10	24	0		22.31	22.32	22.43		
10	1	1	16-QAM	22.15	22.47	22.49	23.99	0.2506
10	1	1	64-QAM	20.88	20.86	20.95		
10	1	1	256-QAM	18.85	18.85	19.03		
Limit	EIRP < 2W			Result			Pass	

NR n38 Maximum Average Power [dBm] (GT - LC = 1.5 dB)								
BW [MHz]	RB Size	RB Offset	Mod	Lowest	Middle	Highest	EIRP (dBm)	EIRP(W)
15	1	1	PI/2 BPSK	23.35	23.34	23.48	25.09	0.3228
15	1	36		23.29	23.32	23.59		
15	18	9		23.35	23.33	23.53		
15	1	0		23.34	23.31	23.46		
15	1	37		23.29	23.28	23.55		
15	36	0		23.34	23.31	23.51		
15	1	1	QPSK	23.37	23.32	23.50	23.93	0.2472
15	1	36		23.33	23.31	23.58		
15	18	9		23.37	23.32	23.53		
15	1	0		22.37	22.30	22.50		
15	1	37		22.32	22.33	22.58		
15	36	0		22.37	22.33	22.52		
15	1	1	16-QAM	22.43	22.26	22.38	23.93	0.2472
15	1	1	64-QAM	20.86	20.86	20.90		
15	1	1	256-QAM	18.82	18.71	19.08		
Limit	EIRP < 2W			Result			Pass	



NR n38 Maximum Average Power [dBm] (GT - LC = 1.5 dB)								
BW [MHz]	RB Size	RB Offset	Mod	Lowest	Middle	Highest	EIRP (dBm)	EIRP(W)
20	1	1	PI/2 BPSK	23.49	23.29	23.44	25.05	0.3199
20	1	49		23.34	23.31	23.49		
20	25	12		23.43	23.30	23.46		
20	1	0		22.95	23.33	23.44		
20	1	50		22.84	23.31	23.51		
20	50	0		22.92	23.34	23.44		
20	1	1	QPSK	23.47	23.36	23.47	23.93	0.2472
20	1	49		23.39	23.33	23.55		
20	25	12		23.42	23.34	23.45		
20	1	0		22.51	22.36	22.49		
20	1	50		22.42	22.31	22.56		
20	50	0		22.45	22.33	22.46		
20	1	1	16-QAM	22.43	22.37	22.29	23.93	0.2472
20	1	1	64-QAM	21.00	20.88	20.94		
20	1	1	256-QAM	18.81	18.66	19.13		
Limit	EIRP < 2W			Result			Pass	



NR n41 HPUE Maximum Average Power [dBm] (GT - LC = 1.4 dB)								
BW [MHz]	RB Size	RB Offset	Mod	Lowest	Middle	Highest	EIRP (dBm)	EIRP(W)
10	1	1	PI/2 BPSK	25.19	24.82	25.22	26.63	0.4603
10	1	22		25.15	24.85	25.18		
10	12	6		25.22	24.83	25.19		
10	1	0		21.70	21.31	21.77		
10	1	23		21.67	21.36	21.72		
10	24	0		24.72	24.32	24.70		
10	1	1	QPSK	25.22	24.87	25.23		
10	1	22		25.19	24.83	25.23		
10	12	6		25.23	24.85	25.23		
10	1	0		21.69	21.35	21.74		
10	1	23		21.69	21.38	21.75		
10	24	0		24.21	23.81	24.24		
10	1	1	16-QAM	24.24	24.02	24.20	25.64	0.3664
10	1	1	64-QAM	22.72	22.17	22.72		
10	1	1	256-QAM	20.58	20.24	20.68		
Limit	EIRP < 2W			Result			Pass	

NR n41 HPUE Maximum Average Power [dBm] (GT - LC = 1.4 dB)								
BW [MHz]	RB Size	RB Offset	Mod	Lowest	Middle	Highest	EIRP (dBm)	EIRP(W)
15	1	1	PI/2 BPSK	25.22	24.80	25.31	26.78	0.4764
15	1	36		25.16	24.86	25.33		
15	18	9		25.24	24.83	25.35		
15	1	0		21.77	21.34	21.86		
15	1	37		21.70	21.36	21.84		
15	36	0		24.77	24.31	24.87		
15	1	1	QPSK	25.29	24.86	25.34		
15	1	36		25.22	24.87	25.35		
15	18	9		25.24	24.81	25.38		
15	1	0		21.81	21.39	21.89		
15	1	37		21.72	21.40	21.89		
15	36	0		24.24	23.85	24.40		
15	1	1	16-QAM	24.26	23.77	24.45	25.85	0.3846
15	1	1	64-QAM	22.68	22.37	22.99		
15	1	1	256-QAM	20.77	20.36	20.89		
Limit	EIRP < 2W			Result			Pass	



NR n41 HPUE Maximum Average Power [dBm] (GT - LC = 1.4 dB)								
BW [MHz]	RB Size	RB Offset	Mod	Lowest	Middle	Highest	EIRP (dBm)	EIRP(W)
20	1	1	PI/2 BPSK	25.19	24.90	25.31	26.78	0.4764
20	1	49		25.01	24.91	25.35		
20	25	12		25.13	24.84	25.34		
20	1	0		21.70	21.37	21.83		
20	1	50		21.50	21.40	21.86		
20	50	0		24.61	24.32	24.83		
20	1	1	QPSK	25.19	24.88	25.36		
20	1	49		25.02	24.85	25.38		
20	25	12		25.13	24.81	25.34		
20	1	0		21.65	21.35	21.91		
20	1	50		21.55	21.36	21.90		
20	50	0		24.10	23.82	24.36		
20	1	1	16-QAM	24.07	23.81	24.37	25.77	0.3776
20	1	1	64-QAM	22.65	22.55	22.91		
20	1	1	256-QAM	20.63	20.47	20.96		
Limit	EIRP < 2W			Result			Pass	

NR n41 HPUE Maximum Average Power [dBm] (GT - LC = 1.4 dB)								
BW [MHz]	RB Size	RB Offset	Mod	Lowest	Middle	Highest	EIRP (dBm)	EIRP(W)
30	1	1	PI/2 BPSK	25.23	24.85	25.38	26.86	0.4853
30	1	76		24.98	24.85	25.40		
30	36	18		25.18	24.86	25.41		
30	1	0		21.71	21.38	21.90		
30	1	77		21.49	21.38	21.92		
30	75	0		24.68	24.34	24.94		
30	1	1	QPSK	25.26	24.94	25.45		
30	1	76		25.02	24.91	25.46		
30	36	18		25.19	24.86	25.42		
30	1	0		21.78	21.44	21.94		
30	1	77		21.52	21.42	21.99		
30	75	0		24.15	23.84	24.44		
30	1	1	16-QAM	24.21	23.83	24.35	25.75	0.3758
30	1	1	64-QAM	22.74	22.43	22.93		
30	1	1	256-QAM	20.73	20.36	20.75		
Limit	EIRP < 2W			Result			Pass	



NR n41 HPUE Maximum Average Power [dBm] (GT - LC = 1.4 dB)										
BW [MHz]	RB Size	RB Offset	Mod	Lowest	Middle	Highest	EIRP (dBm)	EIRP(W)		
40	1	1	PI/2 BPSK	25.25	24.86	25.28	26.78	0.4764		
40	1	104		24.85	24.87	25.32				
40	50	25		25.06	24.84	25.35				
40	1	0		21.76	21.42	21.81				
40	1	105		21.33	21.39	21.87				
40	100	0		24.54	24.37	24.83				
40	1	1	QPSK	25.22	24.94	25.34			25.59	0.3622
40	1	104		24.83	24.92	25.38				
40	50	25		25.05	24.85	25.35				
40	1	0		21.74	21.46	21.85				
40	1	105		21.31	21.43	21.87				
40	100	0		24.07	23.85	24.34				
40	1	1	16-QAM	24.18	23.97	24.19	25.59	0.3622		
40	1	1	64-QAM	22.79	22.45	22.84				
40	1	1	256-QAM	20.59	20.51	20.81				
Limit	EIRP < 2W			Result			Pass			

NR n41 HPUE Maximum Average Power [dBm] (GT - LC = 1.4 dB)										
BW [MHz]	RB Size	RB Offset	Mod	Lowest	Middle	Highest	EIRP (dBm)	EIRP(W)		
50	1	1	PI/2 BPSK	25.27	24.95	25.34	26.87	0.4864		
50	1	131		24.86	24.94	25.39				
50	64	32		25.13	24.88	25.41				
50	1	0		21.79	21.45	21.83				
50	1	132		21.38	21.47	21.92				
50	128	0		24.60	24.37	24.92				
50	1	1	QPSK	25.31	24.95	25.36			25.81	0.3811
50	1	131		24.86	24.97	25.47				
50	64	32		25.12	24.88	25.44				
50	1	0		21.83	21.48	21.90				
50	1	132		21.36	21.52	21.94				
50	128	0		24.10	23.88	24.43				
50	1	1	16-QAM	24.41	23.93	24.37	25.81	0.3811		
50	1	1	64-QAM	22.80	22.61	22.80				
50	1	1	256-QAM	20.77	20.40	20.88				
Limit	EIRP < 2W			Result			Pass			



NR n41 HPUE Maximum Average Power [dBm] (GT - LC = 1.4 dB)								
BW [MHz]	RB Size	RB Offset	Mod	Lowest	Middle	Highest	EIRP (dBm)	EIRP(W)
60	1	1	PI/2 BPSK	25.25	24.93	25.23	26.73	0.4710
60	1	160		24.72	25.04	25.33		
60	81	40		24.96	24.87	25.33		
60	1	0		21.80	21.45	21.72		
60	1	161		21.24	21.53	21.85		
60	162	0		24.45	24.37	24.83		
60	1	1	QPSK	25.31	24.96	25.23		
60	1	160		24.75	24.99	25.32		
60	81	40		24.96	24.83	25.33		
60	1	0		21.79	21.47	21.75		
60	1	161		21.20	21.50	21.86		
60	162	0		24.00	23.89	24.32		
60	1	1	16-QAM	24.30	23.96	24.16	25.70	0.3715
60	1	1	64-QAM	22.80	22.41	22.89		
60	1	1	256-QAM	20.85	20.41	20.76		
Limit	EIRP < 2W			Result			Pass	

NR n41 HPUE Maximum Average Power [dBm] (GT - LC = 1.4 dB)								
BW [MHz]	RB Size	RB Offset	Mod	Lowest	Middle	Highest	EIRP (dBm)	EIRP(W)
70	1	1	PI/2 BPSK	25.34	24.98	25.14	26.76	0.4742
70	1	187		24.79	25.05	25.24		
70	90	45		25.02	24.84	25.20		
70	1	0		21.88	21.49	21.67		
70	1	188		21.34	21.59	21.77		
70	180	0		24.53	24.40	24.71		
70	1	1	QPSK	25.36	24.99	25.12		
70	1	187		24.87	25.09	25.29		
70	90	45		25.02	24.86	25.20		
70	1	0		21.90	21.50	21.68		
70	1	188		21.29	21.61	21.85		
70	180	0		24.03	23.88	24.22		
70	1	1	16-QAM	24.29	24.03	24.15	25.69	0.3707
70	1	1	64-QAM	22.95	22.55	22.63		
70	1	1	256-QAM	20.82	20.51	20.66		
Limit	EIRP < 2W			Result			Pass	



NR n41 HPUE Maximum Average Power [dBm] (GT - LC = 1.4 dB)										
BW [MHz]	RB Size	RB Offset	Mod	Lowest	Middle	Highest	EIRP (dBm)	EIRP(W)		
80	1	1	PI/2 BPSK	25.42	25.07	25.10	26.82	0.4808		
80	1	215		24.76	25.17	25.38				
80	108	54		24.85	24.83	25.25				
80	1	0		21.91	21.58	21.61				
80	1	216		21.28	21.70	21.88				
80	216	0		24.37	24.42	24.77				
80	1	1	QPSK	25.40	25.03	25.13			25.96	0.3945
80	1	215		24.74	25.09	25.39				
80	108	54		24.87	24.86	25.25				
80	1	0		21.95	21.57	21.63				
80	1	216		21.33	21.66	21.95				
80	216	0		23.86	23.87	24.27				
80	1	1	16-QAM	24.56	24.11	24.16	25.96	0.3945		
80	1	1	64-QAM	23.01	22.64	22.78				
80	1	1	256-QAM	20.95	20.48	20.60				
Limit	EIRP < 2W			Result			Pass			

NR n41 HPUE Maximum Average Power [dBm] (GT - LC = 1.4 dB)										
BW [MHz]	RB Size	RB Offset	Mod	Lowest	Middle	Highest	EIRP (dBm)	EIRP(W)		
90	1	1	PI/2 BPSK	25.44	25.09	25.11	26.85	0.4842		
90	1	243		24.88	25.25	25.44				
90	120	60		24.92	24.82	25.28				
90	1	0		21.99	21.61	21.62				
90	1	244		21.41	21.81	21.98				
90	240	0		24.45	24.42	24.80				
90	1	1	QPSK	25.45	25.12	25.12			25.76	0.3767
90	1	243		24.85	25.24	25.42				
90	120	60		24.95	24.85	25.32				
90	1	0		21.96	21.63	21.60				
90	1	244		21.36	21.85	21.99				
90	240	0		23.96	23.92	24.35				
90	1	1	16-QAM	24.36	24.08	24.09	25.76	0.3767		
90	1	1	64-QAM	22.99	22.63	22.57				
90	1	1	256-QAM	21.01	20.68	20.57				
Limit	EIRP < 2W			Result			Pass			



NR n41 HPUE Maximum Average Power [dBm] (GT - LC = 1.4 dB)								
BW [MHz]	RB Size	RB Offset	Mod	Lowest	Middle	Highest	EIRP (dBm)	EIRP(W)
100	1	1	PI/2 BPSK	25.52	25.22	25.12	26.92	0.4920
100	1	271		24.87	25.39	25.41		
100	135	67		24.84	24.86	25.21		
100	1	0		22.05	21.77	21.62		
100	1	272		21.39	21.89	21.98		
100	270	0		24.35	24.46	24.74		
100	1	1	QPSK	25.42	25.22	25.10	25.96	0.3945
100	1	271		24.92	25.35	25.49		
100	135	67		24.82	24.87	25.21		
100	1	0		22.07	21.74	21.62		
100	1	272		21.52	21.92	21.97		
100	270	0		23.87	23.94	24.21		
100	1	1	16-QAM	24.56	24.32	24.13	25.96	0.3945
100	1	1	64-QAM	23.07	22.71	22.78		
100	1	1	256-QAM	21.16	20.95	20.57		
Limit	EIRP < 2W			Result			Pass	



NR n66 Maximum Average Power [dBm] (GT - LC = 1.6 dB)										
BW [MHz]	RB Size	RB Offset	Mod	Lowest	Middle	Highest	EIRP (dBm)	EIRP(W)		
5	1	1	PI/2 BPSK	24.37	24.50	24.45	26.12	0.4093		
5	1	23		24.31	24.41	24.31				
5	12	6		24.40	24.47	24.34				
5	1	0		23.82	24.03	23.93				
5	1	24		23.90	24.00	23.76				
5	25	0		23.85	24.00	23.88				
5	1	1	QPSK	24.31	24.49	24.38			25.26	0.3357
5	1	23		24.39	24.43	24.31				
5	12	6		24.37	24.52	24.40				
5	1	0		23.40	23.48	23.39				
5	1	24		23.48	23.48	23.37				
5	25	0		23.37	23.52	23.41				
5	1	1	16-QAM	23.53	23.66	23.44	25.26	0.3357		
5	1	1	64-QAM	21.77	22.04	22.11				
5	1	1	256-QAM	19.84	20.11	20.07				
Limit	EIRP < 1W			Result			Pass			

NR n66 Maximum Average Power [dBm] (GT - LC = 1.6 dB)										
BW [MHz]	RB Size	RB Offset	Mod	Lowest	Middle	Highest	EIRP (dBm)	EIRP(W)		
10	1	1	PI/2 BPSK	24.44	24.51	24.41	26.19	0.4159		
10	1	50		24.43	24.48	24.40				
10	25	12		24.46	24.48	24.44				
10	1	0		23.98	24.02	24.01				
10	1	51		23.97	23.90	23.79				
10	50	0		23.95	24.00	23.89				
10	1	1	QPSK	24.46	24.59	24.39			25.31	0.3396
10	1	50		24.47	24.43	24.32				
10	25	12		24.46	24.45	24.41				
10	1	0		23.46	23.58	23.42				
10	1	51		23.53	23.49	23.38				
10	50	0		23.49	23.49	23.40				
10	1	1	16-QAM	23.49	23.71	23.50	25.31	0.3396		
10	1	1	64-QAM	22.01	22.10	21.91				
10	1	1	256-QAM	19.92	20.11	20.06				
Limit	EIRP < 1W			Result			Pass			



NR n66 Maximum Average Power [dBm] (GT - LC = 1.6 dB)										
BW [MHz]	RB Size	RB Offset	Mod	Lowest	Middle	Highest	EIRP (dBm)	EIRP(W)		
15	1	1	PI/2 BPSK	24.43	24.47	24.38	26.13	0.4102		
15	1	77		24.42	24.32	24.31				
15	36	18		24.44	24.53	24.36				
15	1	0		23.98	24.01	23.86				
15	1	78		23.92	23.93	23.77				
15	75	0		23.96	23.99	23.89				
15	1	1	QPSK	24.42	24.52	24.40			25.19	0.3304
15	1	77		24.36	24.37	24.30				
15	36	18		24.52	24.50	24.36				
15	1	0		23.54	23.55	23.42				
15	1	78		23.51	23.37	23.34				
15	75	0		23.46	23.46	23.41				
15	1	1	16-QAM	23.58	23.59	23.49	25.19	0.3304		
15	1	1	64-QAM	22.05	22.04	21.86				
15	1	1	256-QAM	19.91	20.06	20.05				
Limit	EIRP < 1W			Result			Pass			

NR n66 Maximum Average Power [dBm] (GT - LC = 1.6 dB)										
BW [MHz]	RB Size	RB Offset	Mod	Lowest	Middle	Highest	EIRP (dBm)	EIRP(W)		
20	1	1	PI/2 BPSK	24.43	24.48	24.37	26.12	0.4093		
20	1	104		24.38	24.43	24.30				
20	50	25		24.46	24.51	24.36				
20	1	0		23.91	24.02	23.94				
20	1	105		23.91	23.94	23.70				
20	100	0		23.88	23.99	23.91				
20	1	1	QPSK	24.45	24.52	24.36			25.12	0.3251
20	1	104		24.46	24.38	24.27				
20	50	25		24.48	24.50	24.42				
20	1	0		23.45	23.56	23.44				
20	1	105		23.39	23.42	23.29				
20	100	0		23.47	23.49	23.41				
20	1	1	16-QAM	23.24	23.50	23.52	25.12	0.3251		
20	1	1	64-QAM	22.05	22.14	21.89				
20	1	1	256-QAM	19.99	20.09	20.02				
Limit	EIRP < 1W			Result			Pass			



NR n66 Maximum Average Power [dBm] (GT - LC = 1.6 dB)										
BW [MHz]	RB Size	RB Offset	Mod	Lowest	Middle	Highest	EIRP (dBm)	EIRP(W)		
25	1	1	PI/2 BPSK	24.33	24.52	24.43	26.15	0.4121		
25	1	131		24.33	24.29	24.17				
25	64	32		24.46	24.53	24.45				
25	1	0		23.87	24.08	23.97				
25	1	132		23.82	23.80	23.67				
25	128	0		23.91	23.95	23.89				
25	1	1	QPSK	24.34	24.55	24.44			26.15	0.4121
25	1	131		24.32	24.36	24.28				
25	64	32		24.47	24.46	24.46				
25	1	0		23.44	23.53	23.50				
25	1	132		23.38	23.37	23.27				
25	128	0		23.42	23.50	23.39				
25	1	1	16-QAM	23.23	23.54	23.58	25.18	0.3296		
25	1	1	64-QAM	21.68	22.19	22.03				
25	1	1	256-QAM	19.90	19.92	19.99				
Limit	EIRP < 1W			Result			Pass			

NR n66 Maximum Average Power [dBm] (GT - LC = 1.6 dB)										
BW [MHz]	RB Size	RB Offset	Mod	Lowest	Middle	Highest	EIRP (dBm)	EIRP(W)		
30	1	1	PI/2 BPSK	24.37	24.48	24.50	26.15	0.4121		
30	1	158		24.30	24.33	24.19				
30	80	40		24.49	24.45	24.43				
30	1	0		23.98	24.01	23.97				
30	1	159		23.86	23.74	23.75				
30	160	0		23.94	23.85	23.95				
30	1	1	QPSK	24.42	24.55	24.55			26.15	0.4121
30	1	158		24.24	24.30	24.22				
30	80	40		24.42	24.51	24.40				
30	1	0		23.40	23.56	23.53				
30	1	159		23.32	23.33	23.23				
30	160	0		23.53	23.48	23.47				
30	1	1	16-QAM	23.55	23.52	23.65	25.25	0.3350		
30	1	1	64-QAM	22.08	22.19	22.10				
30	1	1	256-QAM	19.78	20.16	20.04				
Limit	EIRP < 1W			Result			Pass			



NR n66 Maximum Average Power [dBm] (GT - LC = 1.6 dB)								
BW [MHz]	RB Size	RB Offset	Mod	Lowest	Middle	Highest	EIRP (dBm)	EIRP(W)
40	1	1	PI/2 BPSK	24.34	24.43	24.43	26.14	0.4111
40	1	214		24.27	24.13	24.08		
40	108	54		24.49	24.40	24.39		
40	1	0		23.83	23.98	23.88		
40	1	215		23.66	23.60	23.53		
40	216	0		23.80	23.86	23.80		
40	1	1	QPSK	24.34	24.54	24.38	25.11	0.3243
40	1	214		24.18	24.22	24.09		
40	108	54		24.44	24.45	24.43		
40	1	0		23.30	23.55	23.41		
40	1	215		23.19	23.24	23.10		
40	216	0		23.39	23.37	23.42		
40	1	1	16-QAM	23.48	23.51	23.15	25.11	0.3243
40	1	1	64-QAM	22.00	21.83	22.09		
40	1	1	256-QAM	19.81	19.91	19.83		
Limit	EIRP < 1W			Result			Pass	



NR n70 Maximum Average Power [dBm] (GT - LC = 1.6 dB)										
BW [MHz]	RB Size	RB Offset	Mod	Lowest	Middle	Highest	ERP (dBm)	ERP(W)		
5	1	1	PI/2 BPSK	24.16	24.17	24.19	23.75	0.2371		
5	1	23		24.11	24.14	24.30				
5	12	6		24.16	24.11	24.21				
5	1	0		23.61	23.61	23.62				
5	1	24		23.61	23.62	23.71				
5	25	0		23.65	23.59	23.66				
5	1	1	QPSK	24.07	24.11	24.14			22.69	0.1858
5	1	23		24.01	24.11	24.17				
5	12	6		24.07	24.12	24.13				
5	1	0		23.10	23.10	23.24				
5	1	24		23.06	23.15	23.23				
5	25	0		23.13	23.14	23.14				
5	1	1	16-QAM	23.10	23.18	23.24	22.69	0.1858		
5	1	1	64-QAM	21.80	21.67	21.54				
5	1	1	256-QAM	19.63	19.57	19.67				
Limit	EIRP < 1W			Result			Pass			

NR n70 Maximum Average Power [dBm] (GT - LC = 1.6 dB)										
BW [MHz]	RB Size	RB Offset	Mod	Lowest	Middle	Highest	ERP (dBm)	ERP(W)		
10	1	1	PI/2 BPSK	24.07	24.16	24.18	23.74	0.2366		
10	1	50		24.20	24.15	24.23				
10	25	12		24.16	24.11	24.29				
10	1	0		23.64	23.64	23.71				
10	1	51		23.66	23.68	23.73				
10	50	0		23.66	23.59	23.72				
10	1	1	QPSK	24.03	24.09	24.13			22.70	0.1862
10	1	50		24.18	24.17	24.22				
10	25	12		24.13	24.21	24.20				
10	1	0		23.12	23.09	23.17				
10	1	51		23.17	23.10	23.24				
10	50	0		23.16	23.22	23.26				
10	1	1	16-QAM	23.14	23.25	23.13	22.70	0.1862		
10	1	1	64-QAM	21.56	21.77	21.57				
10	1	1	256-QAM	19.62	19.61	19.69				
Limit	EIRP < 1W			Result			Pass			



NR n70 Maximum Average Power [dBm] (GT - LC = 1.6 dB)								
BW [MHz]	RB Size	RB Offset	Mod	Lowest	Middle	Highest	ERP (dBm)	ERP(W)
15	1	1	PI/2 BPSK	-	24.03	-	23.64	0.2312
15	1	77		-	24.19	-		
15	36	18		-	24.11	-		
15	1	0		-	23.59	-		
15	1	78		-	23.69	-		
15	75	0		-	23.65	-		
15	1	1	QPSK	-	24.08	-	23.64	0.2312
15	1	77		-	24.14	-		
15	36	18		-	24.13	-		
15	1	0		-	23.04	-		
15	1	78		-	23.20	-		
15	75	0		-	23.17	-		
15	1	1	16-QAM	-	23.12	-	22.57	0.1807
15	1	1	64-QAM	-	21.63	-		
15	1	1	256-QAM	-	19.64	-		
Limit	EIRP < 1W			Result			Pass	



NR n71 Maximum Average Power [dBm] (GT - LC = -6.8 dB)										
BW [MHz]	RB Size	RB Offset	Mod	Lowest	Middle	Highest	ERP (dBm)	ERP(W)		
5	1	1	PI/2 BPSK	24.72	24.78	24.74	15.86	0.0385		
5	1	23		24.65	24.81	24.71				
5	12	6		24.60	24.70	24.76				
5	1	0		24.19	24.34	24.33				
5	1	24		24.22	24.33	24.29				
5	25	0		24.19	24.32	24.30				
5	1	1	QPSK	24.66	24.72	24.79			14.81	0.0303
5	1	23		24.58	24.78	24.78				
5	12	6		24.69	24.72	24.74				
5	1	0		23.73	23.71	23.88				
5	1	24		23.73	23.70	23.80				
5	25	0		23.68	23.77	23.80				
5	1	1	16-QAM	23.64	23.74	23.76	14.81	0.0303		
5	1	1	64-QAM	22.29	22.42	22.41				
5	1	1	256-QAM	20.23	20.34	20.32				
Limit	ERP < 3W			Result			Pass			

NR n71 Maximum Average Power [dBm] (GT - LC = -6.8 dB)										
BW [MHz]	RB Size	RB Offset	Mod	Lowest	Middle	Highest	ERP (dBm)	ERP(W)		
10	1	1	PI/2 BPSK	24.69	24.73	24.74	15.86	0.0385		
10	1	50		24.69	24.72	24.81				
10	25	12		24.59	24.66	24.79				
10	1	0		24.24	24.27	24.25				
10	1	51		24.13	24.25	24.22				
10	50	0		24.21	24.25	24.27				
10	1	1	QPSK	24.69	24.75	24.70			14.81	0.0303
10	1	50		24.67	24.75	24.72				
10	25	12		24.63	24.75	24.76				
10	1	0		23.72	23.67	23.76				
10	1	51		23.75	23.77	23.74				
10	50	0		23.65	23.76	23.83				
10	1	1	16-QAM	23.76	23.73	23.72	14.81	0.0303		
10	1	1	64-QAM	22.34	22.20	22.26				
10	1	1	256-QAM	20.23	20.21	20.22				
Limit	ERP < 3W			Result			Pass			



NR n71 Maximum Average Power [dBm] (GT - LC = -6.8 dB)										
BW [MHz]	RB Size	RB Offset	Mod	Lowest	Middle	Highest	ERP (dBm)	ERP(W)		
15	1	1	PI/2 BPSK	24.74	24.62	24.65	15.82	0.0382		
15	1	77		24.72	24.67	24.72				
15	36	18		24.69	24.69	24.77				
15	1	0		24.16	24.15	24.13				
15	1	78		24.23	24.23	24.24				
15	75	0		24.18	24.24	24.20				
15	1	1	QPSK	24.67	24.70	24.71			14.86	0.0306
15	1	77		24.74	24.74	24.70				
15	36	18		24.60	24.71	24.75				
15	1	0		23.65	23.62	23.70				
15	1	78		23.74	23.76	23.72				
15	75	0		23.70	23.79	23.80				
15	1	1	16-QAM	23.68	23.69	23.81	14.86	0.0306		
15	1	1	64-QAM	22.08	22.24	22.36				
15	1	1	256-QAM	20.33	20.20	20.23				
Limit	ERP < 3W			Result			Pass			

NR n71 Maximum Average Power [dBm] (GT - LC = -6.8 dB)										
BW [MHz]	RB Size	RB Offset	Mod	Lowest	Middle	Highest	ERP (dBm)	ERP(W)		
20	1	1	PI/2 BPSK	24.36	24.39	24.53	15.66	0.0368		
20	1	104		24.45	24.60	24.51				
20	50	25		24.48	24.52	24.51				
20	1	0		23.90	23.86	23.99				
20	1	105		23.98	24.07	24.07				
20	100	0		23.90	24.01	24.08				
20	1	1	QPSK	24.37	24.37	24.46			14.83	0.0304
20	1	104		24.40	24.52	24.61				
20	50	25		24.37	24.51	24.54				
20	1	0		23.43	23.38	23.46				
20	1	105		23.54	23.57	23.59				
20	100	0		23.43	23.51	23.54				
20	1	1	16-QAM	23.37	23.42	23.78	14.83	0.0304		
20	1	1	64-QAM	21.93	22.01	21.91				
20	1	1	256-QAM	19.96	20.19	20.04				
Limit	ERP < 3W			Result			Pass			



Part90s NR n26 Maximum Average Power [dBm] (GT - LC = -6.1 dB)								
BW [MHz]	RB Size	RB Offset	Mod	Lowest	Middle	Highest	ERP (dBm)	ERP
5	1	1	PI/2 BPSK	24.60	24.58	24.54	16.46	0.0443
5	1	23		24.61	24.63	24.58		
5	12	6		24.60	24.59	24.58		
5	1	0		24.10	24.12	24.07		
5	1	24		24.10	24.12	24.02		
5	25	0		24.06	24.17	24.04		
5	1	1	QPSK	24.52	24.71	24.54		
5	1	23		24.60	24.62	24.58		
5	12	6		24.54	24.58	24.56		
5	1	0		23.68	23.65	23.59		
5	1	24		23.67	23.67	23.56		
5	25	0		23.57	23.64	23.64		
5	1	1	16-QAM	23.58	23.67	23.64	15.42	0.0348
5	1	1	64-QAM	22.13	22.35	21.96		
5	1	1	256-QAM	20.10	19.98	19.98		
Limit	Power < 100W			Result			Pass	

Part90s NR n26 Maximum Average Power [dBm] (GT - LC = -6.1 dB)								
BW [MHz]	RB Size	RB Offset	Mod	Lowest	Middle	Highest	ERP (dBm)	ERP
10	1	1	PI/2 BPSK	-	24.53	-	16.45	0.0442
10	1	50		-	24.65	-		
10	25	12		-	24.69	-		
10	1	0		-	24.05	-		
10	1	51		-	24.12	-		
10	50	0		-	24.15	-		
10	1	1	QPSK	-	24.60	-		
10	1	50		-	24.70	-		
10	25	12		-	24.60	-		
10	1	0		-	23.61	-		
10	1	51		-	23.67	-		
10	50	0		-	23.60	-		
10	1	1	16-QAM	-	23.73	-	15.48	0.0353
10	1	1	64-QAM	-	22.32	-		
10	1	1	256-QAM	-	20.01	-		
Limit	Power < 100W			Result			Pass	



NR n26 Straddle Channel Maximum Average Power [dBm] (GT - LC = -6.1 dB)										
BW [MHz]	RB Size	RB Offset	Mod	Lowest	Middle	Highest	ERP (dBm)	ERP		
5	1	1	PI/2 BPSK	-	24.48	-	16.32	0.0429		
5	1	23		-	24.53	-				
5	12	6		-	24.52	-				
5	1	0		-	23.97	-				
5	1	24		-	24.03	-				
5	25	0		-	24.08	-				
5	1	1	QPSK	-	24.47	-			16.32	0.0429
5	1	23		-	24.48	-				
5	12	6		-	24.57	-				
5	1	0		-	23.54	-				
5	1	24		-	23.53	-				
5	25	0		-	23.59	-				
5	1	1	16-QAM	-	23.59	-	15.34	0.0342		
5	1	1	64-QAM	-	22.17	-				
5	1	1	256-QAM	-	20.01	-				
Limit	Reporting only			Result			N/A			

NR n26 Straddle Channel Maximum Average Power [dBm] (GT - LC = -6.1 dB)										
BW [MHz]	RB Size	RB Offset	Mod	Lowest	Middle	Highest	ERP (dBm)	ERP		
10	1	1	PI/2 BPSK	-	24.57	-	16.32	0.0429		
10	1	50		-	24.47	-				
10	25	12		-	24.56	-				
10	1	0		-	24.03	-				
10	1	51		-	24.04	-				
10	50	0		-	24.16	-				
10	1	1	QPSK	-	24.53	-			16.32	0.0429
10	1	50		-	24.48	-				
10	25	12		-	24.57	-				
10	1	0		-	23.51	-				
10	1	51		-	23.55	-				
10	50	0		-	23.55	-				
10	1	1	16-QAM	-	23.65	-	15.40	0.0347		
10	1	1	64-QAM	-	22.09	-				
10	1	1	256-QAM	-	20.26	-				
Limit	Reporting only			Result			N/A			



NR n26 Straddle Channel Maximum Average Power [dBm] (GT - LC = -6.1 dB)										
BW [MHz]	RB Size	RB Offset	Mod	Lowest	Middle	Highest	ERP (dBm)	ERP		
15	1	1	PI/2 BPSK	-	24.50	-	16.30	0.0427		
15	1	77		-	24.49	-				
15	36	18		-	24.55	-				
15	1	0		-	23.99	-				
15	1	78		-	23.99	-				
15	75	0		-	24.08	-				
15	1	1	QPSK	-	24.44	-			15.32	0.0340
15	1	77		-	24.53	-				
15	36	18		-	24.52	-				
15	1	0		-	23.50	-				
15	1	78		-	23.48	-				
15	75	0		-	23.59	-				
15	1	1	16-QAM	-	23.57	-	15.32	0.0340		
15	1	1	64-QAM	-	22.21	-				
15	1	1	256-QAM	-	20.16	-				
Limit	Reporting only			Result			N/A			

NR n26 Straddle Channel Maximum Average Power [dBm] (GT - LC = -6.1 dB)										
BW [MHz]	RB Size	RB Offset	Mod	Lowest	Middle	Highest	ERP (dBm)	ERP		
20	1	1	PI/2 BPSK	-	24.45	-	16.36	0.0433		
20	1	104		-	24.55	-				
20	50	25		-	24.61	-				
20	1	0		-	24.01	-				
20	1	105		-	24.04	-				
20	100	0		-	24.11	-				
20	1	1	QPSK	-	24.50	-			15.25	0.0335
20	1	104		-	24.52	-				
20	50	25		-	24.61	-				
20	1	0		-	23.57	-				
20	1	105		-	23.57	-				
20	100	0		-	23.57	-				
20	1	1	16-QAM	-	23.50	-	15.25	0.0335		
20	1	1	64-QAM	-	22.27	-				
20	1	1	256-QAM	-	20.03	-				
Limit	Reporting only			Result			N/A			



<MIMO Mode>

NR n41 HPUE Maximum Average Power [dBm], DG = 0.84 dBi														
BW (MHz)	RB Size	RB Offset	Mod	Antenna 2			Antenna 1			Combine			EIRP (dBm)	EIRP (W)
				Lowest	Middle	Highest	Lowest	Middle	Highest	Lowest	Middle	Highest		
10	1	1	QPSK	23.50	23.41	23.36	23.72	23.63	23.62	26.62	26.53	26.50	27.47	0.5585
10	1	22		23.54	23.43	23.37	23.64	23.65	23.52	26.60	26.55	26.46		
10	12	6		23.55	23.45	23.31	23.69	23.62	23.50	26.63	26.55	26.42		
10	1	0		20.08	19.96	19.89	20.24	20.12	20.04	23.17	23.05	22.98		
10	1	23		20.06	19.94	19.83	20.12	20.06	19.96	23.10	23.01	22.91		
10	24	0		20.57	20.48	20.24	20.65	20.58	20.42	23.62	23.54	23.34		
10	1	1	16-QAM	22.95	22.95	22.88	23.10	23.07	23.05	26.04	26.02	25.97	26.88	0.4875
10	1	1	64-QAM	21.65	21.31	21.25	21.64	21.54	21.46	24.66	24.44	24.37		
10	1	1	256-QAM	16.98	16.98	16.72	17.24	17.01	17.02	20.12	20.01	19.88		
Limit	EIRP < 2W			Result									Pass	

NR n41 HPUE Maximum Average Power [dBm], DG = 0.84 dBi														
BW (MHz)	RB Size	RB Offset	Mod	Antenna 2			Antenna 1			Combine			EIRP (dBm)	EIRP (W)
				Lowest	Middle	Highest	Lowest	Middle	Highest	Lowest	Middle	Highest		
15	1	1	QPSK	23.62	23.48	23.54	23.72	23.52	23.78	26.68	26.51	26.67	27.54	0.5675
15	1	36		23.54	23.45	23.38	23.75	23.52	23.68	26.66	26.50	26.54		
15	19	9		23.65	23.52	23.45	23.72	23.56	23.62	26.70	26.55	26.55		
15	1	0		20.18	20.03	20.03	20.27	20.07	20.17	23.24	23.06	23.11		
15	1	37		20.01	20.01	19.86	20.21	20.05	20.14	23.12	23.04	23.01		
15	38	0		20.64	20.48	20.45	20.75	20.62	20.67	23.71	23.56	23.57		
15	1	1	16-QAM	23.03	22.92	23.02	23.25	23.02	23.24	26.15	25.98	26.14	26.99	0.5000
15	1	1	64-QAM	21.65	21.56	21.44	21.86	21.57	21.54	24.77	24.58	24.50		
15	1	1	256-QAM	16.86	16.98	16.95	17.54	17.25	17.05	20.22	20.13	20.01		
Limit	EIRP < 2W			Result									Pass	

NR n41 HPUE Maximum Average Power [dBm], DG = 0.84 dBi														
BW (MHz)	RB Size	RB Offset	Mod	Antenna 2			Antenna 1			Combine			EIRP (dBm)	EIRP (W)
				Lowest	Middle	Highest	Lowest	Middle	Highest	Lowest	Middle	Highest		
20	1	1	QPSK	23.51	23.47	23.52	23.62	20.62	23.75	26.58	25.29	26.65	27.49	0.5610
20	1	49		23.42	23.45	23.44	23.55	23.65	23.65	26.50	26.56	26.56		
20	25	12		23.49	23.49	23.52	20.54	20.62	23.67	25.27	25.30	26.61		
20	1	0		20.01	20.05	20.03	20.16	20.12	20.22	23.10	23.10	23.14		
20	1	50		19.92	20.01	19.88	19.97	20.12	20.07	22.96	23.08	22.99		
20	51	0		20.49	20.46	20.49	20.57	20.57	20.67	23.54	23.53	23.59		
20	1	1	16-QAM	22.95	22.85	23.01	23.24	23.24	23.34	26.11	26.06	26.19	27.03	0.5047
20	1	1	64-QAM	21.27	21.52	21.45	21.68	21.53	21.75	24.49	24.54	24.61		
20	1	1	256-QAM	16.82	16.83	16.85	17.18	17.02	17.24	20.01	19.94	20.06		
Limit	EIRP < 2W			Result									Pass	

NR n41 HPUE Maximum Average Power [dBm], DG = 0.84 dBi														
BW (MHz)	RB Size	RB Offset	Mod	Antenna 2			Antenna 1			Combine			EIRP (dBm)	EIRP (W)
				Lowest	Middle	Highest	Lowest	Middle	Highest	Lowest	Middle	Highest		
30	1	1	QPSK	23.52	23.52	23.65	23.75	23.75	23.85	26.65	26.65	26.76	27.60	0.5754
30	1	76		23.44	23.41	23.45	23.63	23.64	23.60	26.55	26.54	26.54		
30	39	19		23.54	23.52	23.62	23.72	23.65	23.75	26.64	26.60	26.70		
30	1	0		20.13	20.08	20.15	20.30	20.19	20.38	23.23	23.15	23.28		
30	1	77		19.98	19.98	20.01	20.10	20.10	20.19	23.05	23.05	23.11		
30	78	0		20.54	20.51	20.58	20.70	20.65	20.72	23.63	23.59	23.66		
30	1	1	16-QAM	23.12	23.01	23.01	23.25	23.18	23.35	26.20	26.11	26.19	27.04	0.5058
30	1	1	64-QAM	21.67	21.45	21.45	21.87	21.64	21.73	24.78	24.56	24.60		
30	1	1	256-QAM	17.12	16.75	17.02	17.24	17.14	17.24	20.19	19.96	20.14		
Limit	EIRP < 2W			Result									Pass	



NR n41 HPUE Maximum Average Power [dBm], DG = 0.84 dBi														
BW (MHz)	RB Size	RB Offset	Mod	Antenna 2			Antenna 1			Combine			EIRP (dBm)	EIRP (W)
				Lowest	Middle	Highest	Lowest	Middle	Highest	Lowest	Middle	Highest		
40	1	1	QPSK	23.64	20.50	23.59	23.67	20.58	23.68	26.67	23.55	26.65	27.51	0.5636
40	1	104		23.45	23.42	23.45	23.44	23.62	23.65	26.46	26.53	26.56		
40	53	26		23.53	23.52	23.61	23.59	23.63	23.69	26.57	26.59	26.66		
40	1	0		20.09	20.07	20.13	20.16	20.15	20.22	23.14	23.12	23.19		
40	1	105		19.88	19.89	19.84	19.95	20.08	20.12	22.93	23.00	22.99		
40	106	0		20.49	20.50	20.58	20.53	20.58	20.65	23.52	23.55	23.63		
40	1	1	16-QAM	22.94	23.01	23.21	23.09	23.09	23.33	26.03	26.06	26.28	27.12	0.5152
40	1	1	64-QAM	21.44	20.01	21.56	21.59	20.15	21.59	24.53	23.09	24.59		
40	1	1	256-QAM	17.22	16.98	17.04	17.17	17.07	17.13	20.21	20.04	20.10		
Limit	EIRP < 2W			Result									Pass	

NR n41 HPUE Maximum Average Power [dBm], DG = 0.84 dBi														
BW (MHz)	RB Size	RB Offset	Mod	Antenna 2			Antenna 1			Combine			EIRP (dBm)	EIRP (W)
				Lowest	Middle	Highest	Lowest	Middle	Highest	Lowest	Middle	Highest		
50	1	1	QPSK	23.24	23.56	23.62	23.77	23.61	23.66	26.52	26.60	26.65	27.58	0.5728
50	1	131		23.42	23.44	23.52	23.46	23.59	23.65	26.45	26.53	26.60		
50	67	33		23.63	23.54	23.68	23.68	23.61	23.78	26.67	26.59	26.74		
50	1	0		20.19	20.13	20.35	20.29	20.16	20.35	23.25	23.16	23.36		
50	1	132		19.98	20.03	20.09	19.99	20.01	20.17	23.00	23.03	23.14		
50	133	0		20.62	20.52	20.67	20.63	20.61	20.76	23.64	23.58	23.73		
50	1	1	16-QAM	23.09	23.21	23.13	23.29	23.11	23.24	26.20	26.17	26.20	27.04	0.5058
50	1	1	64-QAM	21.64	21.65	21.63	21.93	21.81	21.74	24.80	24.74	24.70		
50	1	1	256-QAM	17.10	17.03	17.21	17.24	17.09	17.30	20.18	20.07	20.27		
Limit	EIRP < 2W			Result									Pass	

NR n41 HPUE Maximum Average Power [dBm], DG = 0.84 dBi														
BW (MHz)	RB Size	RB Offset	Mod	Antenna 2			Antenna 1			Combine			EIRP (dBm)	EIRP (W)
				Lowest	Middle	Highest	Lowest	Middle	Highest	Lowest	Middle	Highest		
60	1	1	QPSK	23.65	23.61	23.68	21.74	23.65	23.72	25.81	26.64	26.71	27.55	0.5689
60	1	160		23.37	23.49	23.43	23.31	20.47	23.48	26.35	25.25	26.47		
60	81	40		23.53	23.54	23.62	23.51	23.66	23.73	26.53	26.61	26.69		
60	1	0		20.24	20.08	20.24	20.19	20.10	20.12	23.23	23.10	23.19		
60	1	161		19.92	20.01	19.92	19.85	20.06	20.02	22.90	23.05	22.98		
60	162	0		20.51	20.52	20.65	20.45	20.59	20.62	23.49	23.57	23.65		
60	1	1	16-QAM	23.27	23.12	23.24	23.07	23.09	23.25	26.18	26.12	26.26	27.10	0.5129
60	1	1	64-QAM	21.69	21.64	21.65	21.76	21.68	21.75	24.73	24.67	24.71		
60	1	1	256-QAM	17.24	17.11	17.24	17.25	17.15	17.25	20.26	20.14	20.26		
Limit	EIRP < 2W			Result									Pass	

NR n41 HPUE Maximum Average Power [dBm], DG = 0.84 dBi														
BW (MHz)	RB Size	RB Offset	Mod	Antenna 2			Antenna 1			Combine			EIRP (dBm)	EIRP (W)
				Lowest	Middle	Highest	Lowest	Middle	Highest	Lowest	Middle	Highest		
70	1	1	QPSK	23.75	23.64	23.62	23.72	23.65	23.64	26.75	26.66	26.64	27.59	0.5741
70	1	187		23.52	23.52	23.42	23.42	23.46	23.44	26.48	26.50	26.44		
70	95	47		23.57	23.52	23.59	23.52	23.64	23.52	26.56	26.59	26.57		
70	1	0		20.32	20.18	20.28	20.26	20.15	20.11	23.30	23.18	23.21		
70	1	188		20.01	20.05	19.84	19.88	20.08	19.95	22.96	23.08	22.91		
70	189	0		20.55	20.53	20.62	20.49	20.54	20.48	23.53	23.55	23.56		
70	1	1	16-QAM	23.23	23.14	23.02	23.19	23.01	23.11	26.22	26.09	26.07	27.06	0.5082
70	1	1	64-QAM	21.72	21.59	21.68	21.85	21.66	21.77	24.80	24.64	24.74		
70	1	1	256-QAM	17.26	17.08	17.08	17.25	17.23	17.14	20.27	20.17	20.12		
Limit	EIRP < 2W			Result									Pass	



NR n41 HPUE Maximum Average Power [dBm], DG = 0.84 dBi														
BW (MHz)	RB Size	RB Offset	Mod	Antenna 2			Antenna 1			Combine			EIRP (dBm)	EIRP (W)
				Lowest	Middle	Highest	Lowest	Middle	Highest	Lowest	Middle	Highest		
80	1	1	QPSK	23.82	23.62	23.71	23.72	23.62	23.74	26.78	26.63	26.74	27.62	0.5781
80	1	215		23.54	23.56	23.52	23.34	23.48	23.46	26.45	26.53	26.50		
80	109	54		23.48	23.56	23.65	23.46	23.58	23.54	26.48	26.58	26.61		
80	1	0		20.34	20.09	20.24	20.27	20.14	20.26	23.32	23.13	23.26		
80	1	216		19.98	20.12	19.96	19.95	20.03	20.02	22.98	23.09	23.00		
80	217	0		20.49	20.45	20.62	20.41	20.56	20.57	23.46	23.52	23.61		
80	1	1	16-QAM	23.21	23.25	23.19	23.27	23.12	23.32	26.25	26.20	26.27	27.11	0.5140
80	1	1	64-QAM	21.75	21.64	21.65	21.71	21.55	21.75	24.74	24.61	24.71		
80	1	1	256-QAM	17.32	17.12	17.29	17.30	17.03	17.04	20.32	20.09	20.18		
Limit	EIRP < 2W			Result									Pass	

NR n41 HPUE Maximum Average Power [dBm], DG = 0.84 dBi														
BW (MHz)	RB Size	RB Offset	Mod	Antenna 2			Antenna 1			Combine			EIRP (dBm)	EIRP (W)
				Lowest	Middle	Highest	Lowest	Middle	Highest	Lowest	Middle	Highest		
90	1	1	QPSK	23.85	23.71	23.82	23.82	23.54	23.72	26.85	26.64	26.78	27.69	0.5875
90	1	243		23.59	23.65	23.62	23.41	23.45	23.48	26.51	26.56	26.56		
90	123	61		23.58	23.54	23.75	23.56	23.62	23.75	26.58	26.59	26.76		
90	1	0		20.39	20.27	20.35	20.32	20.16	20.35	23.37	23.23	23.36		
90	1	244		20.15	20.17	20.19	19.94	20.03	20.02	23.06	23.11	23.12		
90	245	0		20.59	20.50	20.74	20.56	20.57	20.71	23.59	23.55	23.74		
90	1	1	16-QAM	23.35	23.15	23.24	23.25	23.24	23.24	26.31	26.21	26.25	27.15	0.5188
90	1	1	64-QAM	21.81	21.73	21.67	21.87	21.65	21.82	24.85	24.70	24.76		
90	1	1	256-QAM	17.35	17.15	17.35	17.35	17.25	17.32	20.36	20.21	20.35		
Limit	EIRP < 2W			Result									Pass	

NR n41 HPUE Maximum Average Power [dBm], DG = 0.84 dBi														
BW (MHz)	RB Size	RB Offset	Mod	Antenna 2			Antenna 1			Combine			EIRP (dBm)	EIRP (W)
				Lowest	Middle	Highest	Lowest	Middle	Highest	Lowest	Middle	Highest		
100	1	1	QPSK	23.92	23.82	23.79	23.77	23.62	23.65	26.86	26.73	26.73	27.70	0.5888
100	1	271		23.51	23.72	23.48	23.40	23.45	23.42	26.47	26.60	26.46		
100	137	68		23.46	23.57	23.71	23.42	23.63	23.65	26.45	26.61	26.69		
100	1	0		20.52	20.38	20.42	20.32	20.25	20.24	23.43	23.33	23.34		
100	1	272		20.01	20.29	20.01	19.95	20.08	20.02	22.99	23.20	23.03		
100	273	0		20.56	20.57	20.37	20.48	20.62	20.19	23.53	23.61	23.29		
100	1	1	16-QAM	23.41	23.32	23.21	23.35	23.15	23.12	26.39	26.25	26.18	27.23	0.5284
100	1	1	64-QAM	21.79	21.78	21.70	21.81	21.75	21.63	24.81	24.78	24.68		
100	1	1	256-QAM	17.42	17.24	17.34	17.25	17.35	17.15	20.35	20.31	20.26		
Limit	EIRP < 2W			Result									Pass	



NR n41 HPUE Maximum Average Power [dBm], DG = -0.21 dBi														
BW (MHz)	RB Size	RB Offset	Mod	Antenna 0			Antenna 5			Combine			EIRP (dBm)	EIRP (W)
				Lowest	Middle	Highest	Lowest	Middle	Highest	Lowest	Middle	Highest		
10	1	1	QPSK	22.50	22.20	22.59	22.21	21.91	22.06	25.37	25.07	25.34	25.16	0.3281
10	1	22		22.45	22.23	22.66	22.11	22.00	22.01	25.29	25.13	25.36		
10	12	6		22.49	22.26	22.67	22.15	21.95	22.02	25.33	25.12	25.37		
10	1	0		19.04	18.73	19.09	18.68	18.40	18.57	21.87	21.58	21.85		
10	1	23		18.94	18.65	19.08	18.55	18.69	18.47	21.76	21.68	21.80		
10	24	0		19.52	19.25	19.63	19.14	18.93	19.02	22.34	22.10	22.35		
10	1	1	16-QAM	21.88	21.60	22.07	21.92	21.49	21.68	24.91	24.56	24.89	24.70	0.2951
10	1	1	64-QAM	20.50	20.36	20.51	20.30	19.99	20.11	23.41	23.19	23.32		
10	1	1	256-QAM	16.05	15.68	16.06	15.61	15.44	15.73	18.85	18.57	18.91		
Limit	EIRP < 2W			Result									Pass	

NR n41 HPUE Maximum Average Power [dBm], DG = -0.21 dBi														
BW (MHz)	RB Size	RB Offset	Mod	Antenna 0			Antenna 5			Combine			EIRP (dBm)	EIRP (W)
				Lowest	Middle	Highest	Lowest	Middle	Highest	Lowest	Middle	Highest		
15	1	1	QPSK	22.57	22.18	22.71	22.21	21.93	22.29	25.40	25.07	25.52	25.34	0.342
15	1	36		22.49	22.12	22.79	22.19	22.02	22.23	25.35	25.08	25.53		
15	19	9		22.53	22.26	22.79	22.24	21.97	22.27	25.40	25.13	25.55		
15	1	0		19.09	18.78	19.14	18.78	18.39	18.71	21.95	21.60	21.94		
15	1	37		18.94	18.70	19.25	18.71	18.46	18.73	21.84	21.59	22.01		
15	38	0		19.56	19.24	19.78	19.19	18.97	19.24	22.39	22.12	22.53		
15	1	1	16-QAM	21.96	21.74	22.28	21.65	21.44	21.88	24.82	24.60	25.09	24.88	0.3076
15	1	1	64-QAM	20.51	20.24	20.71	20.23	19.81	20.25	23.38	23.04	23.50		
15	1	1	256-QAM	15.98	15.92	16.00	15.78	15.36	15.75	18.89	18.66	18.89		
Limit	EIRP < 2W			Result									Pass	

NR n41 HPUE Maximum Average Power [dBm], DG = -0.21 dBi														
BW (MHz)	RB Size	RB Offset	Mod	Antenna 0			Antenna 5			Combine			EIRP (dBm)	EIRP (W)
				Lowest	Middle	Highest	Lowest	Middle	Highest	Lowest	Middle	Highest		
20	1	1	QPSK	22.44	22.16	22.62	22.07	21.90	22.29	25.27	25.04	25.47	25.33	0.3412
20	1	49		22.36	22.17	22.78	21.90	22.00	22.19	25.15	25.10	25.51		
20	25	12		22.45	22.27	22.79	22.05	21.94	22.26	25.26	25.12	25.54		
20	1	0		18.96	18.78	19.18	18.61	18.37	18.82	21.80	21.59	22.01		
20	1	50		18.78	18.71	19.21	18.41	18.46	18.63	21.61	21.60	21.94		
20	51	0		19.40	19.26	19.72	19.00	18.95	19.24	22.21	22.12	22.50		
20	1	1	16-QAM	22.04	21.67	22.05	21.73	21.36	21.77	24.90	24.53	24.92	24.71	0.2958
20	1	1	64-QAM	20.73	20.12	20.73	20.16	19.88	20.25	23.46	23.01	23.51		
20	1	1	256-QAM	16.11	15.56	16.28	15.55	15.42	15.65	18.85	18.50	18.99		
Limit	EIRP < 2W			Result									Pass	

NR n41 HPUE Maximum Average Power [dBm], DG = -0.21 dBi														
BW (MHz)	RB Size	RB Offset	Mod	Antenna 0			Antenna 5			Combine			EIRP (dBm)	EIRP (W)
				Lowest	Middle	Highest	Lowest	Middle	Highest	Lowest	Middle	Highest		
30	1	1	QPSK	22.59	22.31	22.67	22.21	21.91	22.46	25.41	25.12	25.58	25.42	0.3483
30	1	76		22.39	22.16	22.85	22.01	22.04	22.27	25.21	25.11	25.58		
30	39	19		22.52	22.27	22.82	22.16	21.98	22.41	25.35	25.14	25.63		
30	1	0		19.11	18.81	19.19	18.66	18.38	18.92	21.90	21.61	22.07		
30	1	77		18.87	18.75	19.42	18.40	18.52	18.77	21.65	21.65	22.12		
30	78	0		19.48	19.27	19.80	19.09	18.95	19.38	22.30	22.12	22.61		
30	1	1	16-QAM	22.17	21.72	22.09	21.62	21.39	22.01	24.91	24.57	25.06	24.85	0.3055
30	1	1	64-QAM	20.52	20.63	20.63	20.28	19.89	20.38	23.41	23.29	23.52		
30	1	1	256-QAM	16.21	15.77	15.96	15.68	15.50	15.82	18.96	18.65	18.90		
Limit	EIRP < 2W			Result									Pass	



NR n41 HPUE Maximum Average Power [dBm], DG = -0.21 dBi														
BW (MHz)	RB Size	RB Offset	Mod	Antenna 0			Antenna 5			Combine			EIRP (dBm)	EIRP (W)
				Lowest	Middle	Highest	Lowest	Middle	Highest	Lowest	Middle	Highest		
40	1	1	QPSK	22.45	22.40	22.47	22.16	21.99	22.37	25.32	25.21	25.43	25.30	0.3388
40	1	104		22.32	22.26	22.82	21.82	22.08	22.14	25.09	25.18	25.50		
40	53	26		22.40	22.28	22.69	22.04	22.02	22.31	25.23	25.16	25.51		
40	1	0		19.04	18.96	19.11	18.58	18.44	18.81	21.83	21.72	21.97		
40	1	105		18.58	18.67	19.19	18.31	18.57	18.68	21.46	21.63	21.95		
40	106	0		19.38	19.32	19.65	18.95	18.97	19.26	22.18	22.16	22.47		
40	1	1	16-QAM	22.04	21.84	21.92	21.59	21.30	21.88	24.83	24.59	24.91	24.70	0.2951
40	1	1	64-QAM	20.88	20.44	20.68	20.06	19.82	20.06	23.50	23.15	23.39		
40	1	1	256-QAM	16.02	15.73	15.86	15.47	15.51	15.84	18.76	18.63	18.86		
Limit	EIRP < 2W			Result									Pass	

NR n41 HPUE Maximum Average Power [dBm], DG = -0.21 dBi														
BW (MHz)	RB Size	RB Offset	Mod	Antenna 0			Antenna 5			Combine			EIRP (dBm)	EIRP (W)
				Lowest	Middle	Highest	Lowest	Middle	Highest	Lowest	Middle	Highest		
50	1	1	QPSK	22.62	22.49	22.60	22.32	21.83	22.50	25.48	25.18	25.56	25.44	0.3499
50	1	131		22.36	22.32	22.92	21.77	22.09	22.35	25.09	25.22	25.65		
50	67	33		22.49	22.32	22.76	22.04	22.02	22.38	25.28	25.18	25.58		
50	1	0		19.15	18.93	19.10	18.67	18.36	18.96	21.93	21.66	22.04		
50	1	132		18.83	18.77	19.48	18.28	18.54	18.72	21.57	21.67	22.13		
50	133	0		19.47	19.33	19.73	19.04	19.00	19.42	22.27	22.18	22.59		
50	1	1	16-QAM	22.01	21.87	21.87	21.68	21.56	21.98	24.86	24.73	24.94	24.73	0.2972
50	1	1	64-QAM	20.45	20.45	20.74	20.31	19.82	20.58	23.39	23.16	23.67		
50	1	1	256-QAM	15.99	16.10	16.12	15.45	15.30	15.96	18.74	18.73	19.05		
Limit	EIRP < 2W			Result									Pass	

NR n41 HPUE Maximum Average Power [dBm], DG = -0.21 dBi														
BW (MHz)	RB Size	RB Offset	Mod	Antenna 0			Antenna 5			Combine			EIRP (dBm)	EIRP (W)
				Lowest	Middle	Highest	Lowest	Middle	Highest	Lowest	Middle	Highest		
60	1	1	QPSK	22.69	22.44	22.42	22.20	21.94	22.40	25.46	25.21	25.42	25.28	0.3373
60	1	160		22.27	22.27	22.71	21.65	22.02	21.92	24.98	25.16	25.34		
60	81	40		22.36	22.31	22.66	21.94	22.00	22.30	25.17	25.17	25.49		
60	1	0		19.21	18.99	18.91	18.62	18.38	18.81	21.94	21.71	21.87		
60	1	161		18.77	18.76	19.34	18.20	18.51	18.62	21.50	21.65	22.01		
60	162	0		19.39	19.32	19.57	18.85	18.97	19.28	22.14	22.16	22.44		
60	1	1	16-QAM	22.02	22.08	22.14	21.71	21.39	21.70	24.88	24.76	24.94	24.73	0.2972
60	1	1	64-QAM	20.51	20.49	20.34	20.07	20.14	20.47	23.31	23.33	23.42		
60	1	1	256-QAM	16.16	16.23	15.85	15.75	15.37	15.57	18.97	18.83	18.72		
Limit	EIRP < 2W			Result									Pass	

NR n41 HPUE Maximum Average Power [dBm], DG = -0.21 dBi														
BW (MHz)	RB Size	RB Offset	Mod	Antenna 0			Antenna 5			Combine			EIRP (dBm)	EIRP (W)
				Lowest	Middle	Highest	Lowest	Middle	Highest	Lowest	Middle	Highest		
70	1	1	QPSK	22.63	22.55	22.50	22.14	22.01	22.16	25.40	25.30	25.34	25.29	0.3381
70	1	187		22.31	22.34	22.78	21.69	21.85	22.18	25.02	25.11	25.50		
70	95	47		22.50	22.19	22.51	22.09	22.06	22.12	25.31	25.14	25.33		
70	1	0		19.23	19.04	18.86	18.72	18.49	18.59	21.99	21.78	21.74		
70	1	188		18.82	18.74	19.23	18.38	18.52	18.67	21.62	21.64	21.97		
70	189	0		19.46	19.33	19.46	18.96	18.94	19.16	22.23	22.15	22.32		
70	1	1	16-QAM	22.02	22.15	22.10	22.12	21.36	21.66	25.08	24.78	24.90	24.87	0.3069
70	1	1	64-QAM	20.59	20.52	20.59	20.23	19.85	20.43	23.42	23.21	23.52		
70	1	1	256-QAM	16.44	16.30	15.92	15.96	15.63	15.46	19.22	18.99	18.71		
Limit	EIRP < 2W			Result									Pass	



NR n41 HPUE Maximum Average Power [dBm], DG = -0.21 dBi														
BW (MHz)	RB Size	RB Offset	Mod	Antenna 0			Antenna 5			Combine			EIRP (dBm)	EIRP (W)
				Lowest	Middle	Highest	Lowest	Middle	Highest	Lowest	Middle	Highest		
80	1	1	QPSK	22.82	22.44	22.51	22.19	21.89	21.98	25.53	25.18	25.26	25.38	0.3451
80	1	215		22.37	22.33	22.89	21.65	22.00	22.25	25.04	25.18	25.59		
80	109	54		22.40	22.18	22.54	21.86	21.95	22.28	25.15	25.08	25.42		
80	1	0		19.27	19.25	18.93	18.66	18.44	18.74	21.99	21.87	21.85		
80	1	216		18.84	18.81	19.31	18.20	18.54	18.47	21.54	21.69	21.92		
80	217	0		19.38	19.34	19.59	18.80	18.99	19.18	22.11	22.18	22.40		
80	1	1	16-QAM	22.03	22.52	22.16	21.97	21.25	21.98	25.01	24.94	25.08	24.87	0.3069
80	1	1	64-QAM	20.85	20.92	20.63	20.28	19.63	20.13	23.58	23.33	23.40		
80	1	1	256-QAM	16.44	16.20	16.26	16.07	15.04	15.88	19.27	18.67	19.08		
Limit	EIRP < 2W			Result									Pass	

NR n41 HPUE Maximum Average Power [dBm], DG = -0.21 dBi														
BW (MHz)	RB Size	RB Offset	Mod	Antenna 0			Antenna 5			Combine			EIRP (dBm)	EIRP (W)
				Lowest	Middle	Highest	Lowest	Middle	Highest	Lowest	Middle	Highest		
90	1	1	QPSK	22.89	22.72	22.48	22.13	22.08	22.06	25.54	25.42	25.29	25.37	0.3443
90	1	243		22.47	22.43	22.93	21.74	22.04	22.18	25.13	25.25	25.58		
90	123	61		22.42	22.31	22.53	22.00	22.01	22.23	25.23	25.17	25.39		
90	1	0		19.45	19.23	18.97	18.83	18.75	18.62	22.16	22.01	21.81		
90	1	244		18.94	18.89	19.48	18.45	18.57	18.70	21.71	21.74	22.12		
90	245	0		19.50	19.48	19.60	18.99	19.02	19.16	22.26	22.27	22.40		
90	1	1	16-QAM	22.30	21.82	21.97	22.21	22.30	21.65	25.27	25.08	24.82	25.06	0.3206
90	1	1	64-QAM	20.52	20.83	20.72	20.12	20.01	20.15	23.33	23.45	23.45		
90	1	1	256-QAM	16.63	16.21	16.13	15.82	15.28	15.88	19.25	18.78	19.02		
Limit	EIRP < 2W			Result									Pass	

NR n41 HPUE Maximum Average Power [dBm], DG = -0.21 dBi														
BW (MHz)	RB Size	RB Offset	Mod	Antenna 0			Antenna 5			Combine			EIRP (dBm)	EIRP (W)
				Lowest	Middle	Highest	Lowest	Middle	Highest	Lowest	Middle	Highest		
100	1	1	QPSK	22.93	22.71	22.60	22.19	22.06	21.97	25.59	25.41	25.31	25.38	0.3451
100	1	271		22.31	22.47	22.85	21.77	22.04	22.02	25.06	25.27	25.47		
100	137	68		22.32	22.33	22.47	21.78	22.01	22.37	25.07	25.18	25.43		
100	1	0		19.53	19.33	19.16	18.75	18.62	18.45	22.17	22.00	21.83		
100	1	272		18.72	19.08	19.28	18.42	18.51	18.50	21.58	21.81	21.92		
100	273	0		19.38	19.37	19.63	18.82	19.09	19.21	22.12	22.24	22.44		
100	1	1	16-QAM	22.16	22.32	22.32	21.56	21.26	22.05	24.88	24.83	25.20	24.99	0.3155
100	1	1	64-QAM	21.30	20.78	20.65	19.54	20.14	20.19	23.52	23.48	23.44		
100	1	1	256-QAM	16.44	15.96	16.42	15.89	15.81	15.70	19.18	18.90	19.09		
Limit	EIRP < 2W			Result									Pass	



NR n41 HPUE Maximum Average Power [dBm], DG = -0.06 dBi														
BW	RB	RB	Mod	Antenna 2			Antenna 5			Combine			EIRP	EIRP
(MHz)	Size	Offset		Lowest	Middle	Highest	Lowest	Middle	Highest	Lowest	Middle	Highest	(dBm)	(W)
10	1	1	QPSK	23.43	23.32	23.37	22.19	21.85	22.08	25.86	25.66	25.78	25.81	0.3811
10	1	22		23.30	23.24	23.38	22.12	21.98	22.02	25.76	25.67	25.76		
10	12	6		23.54	23.27	23.31	22.06	22.03	22.09	25.87	25.70	25.75		
10	1	0		20.14	19.82	19.76	18.62	18.45	18.67	22.46	22.20	22.26		
10	1	23		19.90	19.70	19.81	18.68	18.48	18.57	22.34	22.14	22.24		
10	24	0		20.48	20.35	20.26	19.09	18.88	19.07	22.85	22.69	22.72		
10	1	1	16-QAM	23.11	22.69	22.81	21.70	21.12	22.11	25.47	24.99	25.48	25.42	0.3483
10	1	1	64-QAM	21.56	21.28	21.28	20.16	20.03	20.31	23.93	23.71	23.83		
10	1	1	256-QAM	16.80	16.74	16.57	15.53	15.45	15.51	19.22	19.15	19.08		
Limit	EIRP < 2W			Result									Pass	

NR n41 HPUE Maximum Average Power [dBm], DG = -0.06 dBi														
BW	RB	RB	Mod	Antenna 2			Antenna 5			Combine			EIRP	EIRP
(MHz)	Size	Offset		Lowest	Middle	Highest	Lowest	Middle	Highest	Lowest	Middle	Highest	(dBm)	(W)
15	1	1	QPSK	23.54	23.32	23.42	22.30	21.95	22.35	25.97	25.70	25.93	25.92	0.3908
15	1	36		23.50	23.31	23.39	22.14	22.05	22.24	25.88	25.74	25.86		
15	19	9		23.59	23.36	23.50	22.25	21.98	22.28	25.98	25.73	25.94		
15	1	0		20.10	19.88	19.98	18.78	18.43	18.79	22.50	22.23	22.44		
15	1	37		20.00	19.79	19.86	18.70	18.48	18.74	22.41	22.19	22.35		
15	38	0		20.59	20.33	20.45	19.20	18.98	19.31	22.96	22.72	22.93		
15	1	1	16-QAM	23.17	22.85	22.87	21.81	21.57	21.75	25.55	25.27	25.36	25.49	0.354
15	1	1	64-QAM	21.60	21.39	21.62	20.42	19.94	19.96	24.06	23.74	23.88		
15	1	1	256-QAM	16.95	16.79	16.82	15.79	15.49	15.88	19.42	19.20	19.39		
Limit	EIRP < 2W			Result									Pass	

NR n41 HPUE Maximum Average Power [dBm], DG = -0.06 dBi														
BW	RB	RB	Mod	Antenna 2			Antenna 5			Combine			EIRP	EIRP
(MHz)	Size	Offset		Lowest	Middle	Highest	Lowest	Middle	Highest	Lowest	Middle	Highest	(dBm)	(W)
20	1	1	QPSK	23.47	23.34	23.44	22.12	21.94	22.29	25.86	25.71	25.91	25.87	0.3864
20	1	49		23.41	23.33	23.46	21.99	22.05	22.18	25.77	25.75	25.88		
20	25	12		23.48	23.38	23.52	22.03	21.99	22.23	25.83	25.75	25.93		
20	1	0		19.98	19.96	19.91	18.52	18.46	18.73	22.32	22.28	22.37		
20	1	50		19.82	19.83	19.89	18.50	18.54	18.72	22.22	22.24	22.35		
20	51	0		20.46	20.40	20.49	19.05	18.97	19.27	22.82	22.75	22.93		
20	1	1	16-QAM	23.09	22.80	23.03	21.61	21.34	21.95	25.42	25.14	25.53	25.47	0.3524
20	1	1	64-QAM	21.59	21.37	21.50	20.07	19.94	20.53	23.91	23.72	24.05		
20	1	1	256-QAM	16.97	16.68	17.01	15.69	15.12	15.83	19.39	18.98	19.47		
Limit	EIRP < 2W			Result									Pass	

NR n41 HPUE Maximum Average Power [dBm], DG = -0.06 dBi														
BW	RB	RB	Mod	Antenna 2			Antenna 5			Combine			EIRP	EIRP
(MHz)	Size	Offset		Lowest	Middle	Highest	Lowest	Middle	Highest	Lowest	Middle	Highest	(dBm)	(W)
30	1	1	QPSK	23.61	23.46	23.59	22.21	21.94	22.40	25.98	25.78	26.05	26.04	0.4018
30	1	76		23.39	23.32	23.50	21.97	22.04	22.29	25.75	25.74	25.95		
30	39	19		23.58	23.42	23.66	22.16	21.97	22.44	25.94	25.77	26.10		
30	1	0		20.07	19.92	20.12	18.76	18.45	18.97	22.47	22.26	22.59		
30	1	77		19.94	19.87	19.99	18.46	18.49	18.73	22.27	22.24	22.42		
30	78	0		20.56	20.40	20.60	19.14	18.98	19.35	22.92	22.76	23.03		
30	1	1	16-QAM	23.32	22.98	23.10	21.78	21.40	21.94	25.63	25.27	25.57	25.57	0.3606
30	1	1	64-QAM	21.77	21.38	21.70	20.36	20.00	20.41	24.13	23.75	24.11		
30	1	1	256-QAM	17.14	16.80	17.08	15.69	15.49	15.90	19.49	19.20	19.54		
Limit	EIRP < 2W			Result									Pass	



NR n41 HPUE Maximum Average Power [dBm], DG = -0.06 dBi														
BW (MHz)	RB Size	RB Offset	Mod	Antenna 2			Antenna 5			Combine			EIRP (dBm)	EIRP (W)
				Lowest	Middle	Highest	Lowest	Middle	Highest	Lowest	Middle	Highest		
40	1	1	QPSK	23.50	23.43	23.53	22.12	21.92	22.30	25.87	25.75	25.97	25.93	0.3917
40	1	104		23.36	23.38	23.53	21.80	22.02	22.17	25.66	25.76	25.91		
40	53	26		23.50	23.45	23.61	21.99	22.00	22.25	25.82	25.80	25.99		
40	1	0		20.12	20.00	20.07	18.63	18.55	18.85	22.45	22.35	22.51		
40	1	105		19.74	19.84	19.87	18.33	18.58	18.65	22.10	22.27	22.31		
40	106	0		20.48	20.43	20.56	18.95	18.91	19.30	22.79	22.75	22.99		
40	1	1	16-QAM	23.01	23.15	23.03	21.76	21.57	21.87	25.44	25.44	25.50	25.44	0.3499
40	1	1	64-QAM	21.66	21.60	21.66	20.12	20.02	20.24	23.97	23.89	24.02		
40	1	1	256-QAM	16.89	16.83	16.98	15.49	15.47	15.68	19.26	19.21	19.39		
Limit	EIRP < 2W			Result									Pass	

NR n41 HPUE Maximum Average Power [dBm], DG = -0.06 dBi														
BW (MHz)	RB Size	RB Offset	Mod	Antenna 2			Antenna 5			Combine			EIRP (dBm)	EIRP (W)
				Lowest	Middle	Highest	Lowest	Middle	Highest	Lowest	Middle	Highest		
50	1	1	QPSK	23.66	23.61	23.59	22.23	21.91	22.40	26.01	25.85	26.05	26.08	0.4055
50	1	131		23.47	23.48	23.46	21.74	22.05	22.27	25.70	25.83	25.92		
50	67	33		23.58	23.43	23.73	22.07	21.94	22.44	25.90	25.76	26.14		
50	1	0		20.14	20.13	20.21	18.70	18.38	19.00	22.49	22.35	22.66		
50	1	132		19.87	19.97	19.98	18.35	18.54	18.78	22.19	22.32	22.43		
50	133	0		20.51	20.46	20.68	19.02	19.01	19.41	22.84	22.81	23.10		
50	1	1	16-QAM	23.15	23.21	23.29	21.43	21.23	22.09	25.38	25.34	25.74	25.68	0.3698
50	1	1	64-QAM	21.57	21.30	21.80	20.13	19.85	20.50	23.92	23.65	24.21		
50	1	1	256-QAM	17.12	16.93	17.10	15.74	15.38	15.89	19.49	19.23	19.55		
Limit	EIRP < 2W			Result									Pass	

NR n41 HPUE Maximum Average Power [dBm], DG = -0.06 dBi														
BW (MHz)	RB Size	RB Offset	Mod	Antenna 2			Antenna 5			Combine			EIRP (dBm)	EIRP (W)
				Lowest	Middle	Highest	Lowest	Middle	Highest	Lowest	Middle	Highest		
60	1	1	QPSK	23.82	23.52	23.63	22.08	21.91	22.24	26.05	25.80	26.00	25.99	0.3972
60	1	160		23.30	23.47	23.41	21.60	21.99	22.02	25.54	25.80	25.78		
60	81	40		23.45	23.44	23.62	21.86	21.98	22.28	25.74	25.78	26.01		
60	1	0		20.20	20.16	20.13	18.70	18.45	18.78	22.52	22.40	22.52		
60	1	161		19.85	20.05	20.00	18.04	18.54	18.61	22.05	22.37	22.37		
60	162	0		20.41	20.41	20.62	18.84	18.94	19.22	22.71	22.75	22.99		
60	1	1	16-QAM	23.29	23.40	23.15	21.68	21.41	22.03	25.57	25.53	25.64	25.58	0.3614
60	1	1	64-QAM	21.60	21.45	21.73	20.04	19.78	20.20	23.90	23.71	24.04		
60	1	1	256-QAM	17.11	16.98	17.08	15.46	15.32	15.66	19.37	19.24	19.44		
Limit	EIRP < 2W			Result									Pass	

NR n41 HPUE Maximum Average Power [dBm], DG = -0.06 dBi														
BW (MHz)	RB Size	RB Offset	Mod	Antenna 2			Antenna 5			Combine			EIRP (dBm)	EIRP (W)
				Lowest	Middle	Highest	Lowest	Middle	Highest	Lowest	Middle	Highest		
70	1	1	QPSK	23.72	23.66	23.63	22.14	21.97	21.97	26.01	25.91	25.89	25.95	0.3936
70	1	187		23.56	23.48	23.57	21.75	22.10	22.08	25.76	25.85	25.90		
70	95	47		23.62	23.46	23.50	21.98	21.97	22.15	25.89	25.79	25.89		
70	1	0		20.38	20.31	19.83	18.75	18.42	18.51	22.65	22.48	22.23		
70	1	188		20.03	20.00	19.87	18.25	18.41	18.54	22.24	22.29	22.27		
70	189	0		20.55	20.56	20.52	18.94	18.90	19.20	22.83	22.82	22.92		
70	1	1	16-QAM	23.31	22.87	22.74	21.19	21.69	21.45	25.39	25.33	25.15	25.33	0.3412
70	1	1	64-QAM	21.41	21.52	21.38	20.58	20.04	19.91	24.03	23.85	23.72		
70	1	1	256-QAM	17.29	17.18	16.98	15.57	15.28	15.68	19.52	19.34	19.39		
Limit	EIRP < 2W			Result									Pass	



NR n41 HPUE Maximum Average Power [dBm], DG = -0.06 dBi														
BW (MHz)	RB Size	RB Offset	Mod	Antenna 2			Antenna 5			Combine			EIRP (dBm)	EIRP (W)
				Lowest	Middle	Highest	Lowest	Middle	Highest	Lowest	Middle	Highest		
80	1	1	QPSK	23.75	23.70	23.52	21.97	21.87	22.06	25.96	25.89	25.86	25.90	0.3890
80	1	215		23.54	23.53	23.64	21.74	21.94	22.09	25.74	25.82	25.94		
80	109	54		23.38	23.48	23.53	21.77	22.01	22.23	25.66	25.82	25.94		
80	1	0		20.48	20.15	20.10	18.66	18.41	18.60	22.67	22.38	22.42		
80	1	216		19.88	20.13	19.93	18.20	18.57	18.54	22.13	22.43	22.30		
80	217	0		20.52	20.54	20.77	18.85	18.98	19.09	22.78	22.84	23.02		
80	1	1	16-QAM	23.23	23.05	23.01	21.65	21.31	21.56	25.52	25.28	25.36	25.46	0.3516
80	1	1	64-QAM	21.96	21.90	21.99	19.96	19.80	20.13	24.08	23.99	24.17		
80	1	1	256-QAM	17.33	17.53	17.28	15.73	15.47	15.88	19.61	19.63	19.65		
Limit	EIRP < 2W			Result									Pass	

NR n41 HPUE Maximum Average Power [dBm], DG = -0.06 dBi														
BW (MHz)	RB Size	RB Offset	Mod	Antenna 2			Antenna 5			Combine			EIRP (dBm)	EIRP (W)
				Lowest	Middle	Highest	Lowest	Middle	Highest	Lowest	Middle	Highest		
90	1	1	QPSK	23.93	23.74	23.68	22.12	22.11	22.19	26.13	26.01	26.01	26.07	0.4046
90	1	243		23.44	23.68	23.49	21.72	21.99	21.84	25.67	25.93	25.75		
90	123	61		23.57	23.37	23.70	21.92	22.04	22.46	25.83	25.77	26.13		
90	1	0		20.33	20.10	20.14	18.80	18.46	18.62	22.64	22.37	22.46		
90	1	244		19.97	20.08	20.01	18.34	18.58	18.67	22.24	22.40	22.40		
90	245	0		20.60	20.39	20.60	18.98	18.97	19.32	22.88	22.75	23.02		
90	1	1	16-QAM	23.21	23.16	23.57	21.23	21.82	21.78	25.34	25.55	25.78	25.72	0.3733
90	1	1	64-QAM	21.55	21.36	21.75	20.42	20.33	19.73	24.03	23.89	23.87		
90	1	1	256-QAM	17.46	17.27	16.97	15.69	15.78	15.77	19.67	19.60	19.42		
Limit	EIRP < 2W			Result									Pass	

NR n41 HPUE Maximum Average Power [dBm], DG = -0.06 dBi														
BW (MHz)	RB Size	RB Offset	Mod	Antenna 2			Antenna 5			Combine			EIRP (dBm)	EIRP (W)
				Lowest	Middle	Highest	Lowest	Middle	Highest	Lowest	Middle	Highest		
100	1	1	QPSK	23.83	23.94	23.73	22.24	21.99	21.95	26.12	26.08	25.94	26.06	0.4036
100	1	271		23.36	23.62	23.51	21.85	22.18	21.96	25.68	25.97	25.81		
100	137	68		23.45	23.45	23.59	21.82	21.98	22.27	25.72	25.79	25.99		
100	1	0		20.42	20.06	20.12	18.64	18.27	18.37	22.63	22.27	22.34		
100	1	272		19.99	20.16	20.04	18.46	18.66	18.56	22.30	22.48	22.37		
100	273	0		20.40	20.41	20.65	18.91	19.06	19.20	22.73	22.80	23.00		
100	1	1	16-QAM	23.29	23.08	23.59	21.23	21.77	21.65	25.39	25.48	25.74	25.68	0.3698
100	1	1	64-QAM	21.98	21.23	21.89	20.11	20.10	19.94	24.16	23.71	24.03		
100	1	1	256-QAM	17.15	17.31	17.38	15.93	15.69	15.57	19.59	19.59	19.58		
Limit	EIRP < 2W			Result									Pass	



NR n41 HPUE Maximum Average Power [dBm], DG = 0.72 dBi														
BW (MHz)	RB Size	RB Offset	Mod	Antenna 0			Antenna 1			Combine			EIRP (dBm)	EIRP (W)
				Lowest	Middle	Highest	Lowest	Middle	Highest	Lowest	Middle	Highest		
10	1	1	QPSK	22.39	22.18	22.55	23.39	23.27	23.07	25.93	25.77	25.83	26.65	0.4624
10	1	22		22.41	22.10	22.59	23.36	23.24	23.11	25.92	25.72	25.87		
10	12	6		22.44	22.18	22.58	23.31	23.32	23.03	25.91	25.80	25.82		
10	1	0		19.11	18.68	19.08	19.84	19.70	19.61	22.50	22.23	22.36		
10	1	23		18.98	18.60	19.07	19.90	19.73	19.55	22.47	22.21	22.33		
10	24	0		19.52	19.18	19.64	20.34	20.20	20.15	22.96	22.73	22.91		
10	1	1	16-QAM	22.22	21.76	22.18	22.67	22.64	22.60	25.46	25.23	25.41	26.18	0.415
10	1	1	64-QAM	20.48	19.92	20.55	21.23	21.29	21.00	23.88	23.67	23.79		
10	1	1	256-QAM	15.79	15.65	15.99	16.92	16.77	16.72	19.40	19.26	19.38		
Limit	EIRP < 2W			Result									Pass	

NR n41 HPUE Maximum Average Power [dBm], DG = 0.72 dBi														
BW (MHz)	RB Size	RB Offset	Mod	Antenna 0			Antenna 1			Combine			EIRP (dBm)	EIRP (W)
				Lowest	Middle	Highest	Lowest	Middle	Highest	Lowest	Middle	Highest		
15	1	1	QPSK	22.52	22.13	22.67	23.42	23.27	23.37	26.00	25.75	26.04	26.8	0.4786
15	1	36		22.52	22.18	22.74	23.22	23.29	23.30	25.89	25.78	26.04		
15	19	9		22.56	22.20	22.81	23.42	23.22	23.32	26.02	25.75	26.08		
15	1	0		19.06	18.76	19.22	19.87	19.65	19.87	22.49	22.24	22.57		
15	1	37		18.97	18.71	19.17	19.81	19.70	19.79	22.42	22.24	22.50		
15	38	0		19.55	19.09	19.75	20.38	20.25	20.33	23.00	22.72	23.06		
15	1	1	16-QAM	22.01	21.62	22.27	22.85	22.92	22.85	25.46	25.33	25.58	26.30	0.4266
15	1	1	64-QAM	20.30	20.23	20.69	21.39	21.36	21.14	23.89	23.84	23.93		
15	1	1	256-QAM	15.83	15.64	16.21	16.92	16.71	16.76	19.42	19.22	19.50		
Limit	EIRP < 2W			Result									Pass	

NR n41 HPUE Maximum Average Power [dBm], DG = 0.72 dBi														
BW (MHz)	RB Size	RB Offset	Mod	Antenna 0			Antenna 1			Combine			EIRP (dBm)	EIRP (W)
				Lowest	Middle	Highest	Lowest	Middle	Highest	Lowest	Middle	Highest		
20	1	1	QPSK	22.42	22.18	22.80	23.27	23.22	23.19	25.88	25.74	26.01	26.87	0.4864
20	1	49		22.37	22.16	22.75	23.19	23.25	23.25	25.81	25.75	26.02		
20	25	12		22.46	22.22	22.86	23.18	23.28	23.41	25.85	25.79	26.15		
20	1	0		18.99	18.74	19.22	19.75	19.72	19.68	22.40	22.27	22.47		
20	1	50		18.79	18.70	19.25	19.64	19.73	19.77	22.25	22.26	22.53		
20	51	0		19.39	19.13	19.76	20.23	20.18	20.30	22.84	22.70	23.05		
20	1	1	16-QAM	21.96	21.61	22.13	22.78	22.83	22.74	25.40	25.27	25.46	26.18	0.415
20	1	1	64-QAM	20.60	20.04	20.67	21.20	21.10	21.28	23.92	23.61	24.00		
20	1	1	256-QAM	16.01	15.76	16.08	16.63	16.78	16.83	19.34	19.31	19.48		
Limit	EIRP < 2W			Result									Pass	

NR n41 HPUE Maximum Average Power [dBm], DG = 0.72 dBi														
BW (MHz)	RB Size	RB Offset	Mod	Antenna 0			Antenna 1			Combine			EIRP (dBm)	EIRP (W)
				Lowest	Middle	Highest	Lowest	Middle	Highest	Lowest	Middle	Highest		
30	1	1	QPSK	22.50	22.17	22.79	23.34	23.27	23.43	25.95	25.77	26.13	26.90	0.4898
30	1	76		22.32	22.11	22.87	23.21	23.22	23.42	25.80	25.71	26.16		
30	39	19		22.53	22.23	22.88	23.36	23.27	23.44	25.98	25.79	26.18		
30	1	0		19.00	18.73	19.40	19.86	19.81	19.89	22.46	22.31	22.66		
30	1	77		18.83	18.68	19.42	19.67	19.73	19.93	22.28	22.25	22.69		
30	78	0		19.50	19.19	19.83	20.33	20.24	20.39	22.95	22.76	23.13		
30	1	1	16-QAM	21.92	21.65	22.29	22.94	22.79	22.88	25.47	25.27	25.61	26.33	0.4295
30	1	1	64-QAM	20.35	20.54	20.73	21.78	21.31	21.32	24.13	23.95	24.05		
30	1	1	256-QAM	16.09	15.85	16.15	16.85	16.76	16.83	19.50	19.34	19.51		
Limit	EIRP < 2W			Result									Pass	



NR n41 HPUE Maximum Average Power [dBm], DG = 0.72 dBi														
BW (MHz)	RB Size	RB Offset	Mod	Antenna 0			Antenna 1			Combine			EIRP (dBm)	EIRP (W)
				Lowest	Middle	Highest	Lowest	Middle	Highest	Lowest	Middle	Highest		
40	1	1	QPSK	22.55	22.21	22.63	23.39	23.29	23.42	26.00	25.79	26.05	26.83	0.4819
40	1	104		22.26	22.17	22.78	23.14	23.24	23.27	25.73	25.75	26.04		
40	53	26		22.42	22.20	22.81	23.27	23.28	23.38	25.88	25.78	26.11		
40	1	0		19.02	18.91	19.15	19.81	19.75	19.81	22.44	22.36	22.50		
40	1	105		18.65	18.69	19.18	19.65	19.77	19.79	22.19	22.27	22.51		
40	106	0		19.42	19.20	19.73	20.18	20.22	20.32	22.83	22.75	23.05		
40	1	1	16-QAM	22.04	21.84	22.18	22.81	22.76	23.01	25.45	25.33	25.63	26.35	0.4315
40	1	1	64-QAM	20.63	20.07	20.72	21.36	21.05	21.62	24.02	23.60	24.20		
40	1	1	256-QAM	16.17	15.51	16.11	17.03	16.96	17.02	19.63	19.31	19.60		
Limit	EIRP < 2W			Result									Pass	

NR n41 HPUE Maximum Average Power [dBm], DG = 0.72 dBi														
BW (MHz)	RB Size	RB Offset	Mod	Antenna 0			Antenna 1			Combine			EIRP (dBm)	EIRP (W)
				Lowest	Middle	Highest	Lowest	Middle	Highest	Lowest	Middle	Highest		
50	1	1	QPSK	22.64	22.33	22.69	23.51	23.23	23.46	26.11	25.81	26.10	26.91	0.4909
50	1	131		22.32	22.33	22.88	23.15	23.23	23.40	25.77	25.81	26.16		
50	67	33		22.56	22.21	22.83	23.37	23.34	23.51	25.99	25.82	26.19		
50	1	0		19.09	18.99	19.14	19.95	19.82	19.90	22.55	22.44	22.55		
50	1	132		18.82	18.84	19.40	19.71	19.66	19.75	22.30	22.28	22.59		
50	133	0		19.47	19.25	19.83	20.31	20.26	20.45	22.92	22.79	23.16		
50	1	1	16-QAM	22.13	21.83	22.33	23.14	22.77	23.12	25.67	25.34	25.75	26.47	0.4436
50	1	1	64-QAM	20.68	20.40	20.72	21.32	21.55	21.60	24.02	24.02	24.19		
50	1	1	256-QAM	15.73	15.67	16.20	16.78	16.82	16.79	19.30	19.29	19.52		
Limit	EIRP < 2W			Result									Pass	

NR n41 HPUE Maximum Average Power [dBm], DG = 0.72 dBi														
BW (MHz)	RB Size	RB Offset	Mod	Antenna 0			Antenna 1			Combine			EIRP (dBm)	EIRP (W)
				Lowest	Middle	Highest	Lowest	Middle	Highest	Lowest	Middle	Highest		
60	1	1	QPSK	22.64	22.31	22.59	23.35	23.29	23.36	26.02	25.84	26.00	26.79	0.4775
60	1	160		22.16	22.37	22.79	23.03	23.13	23.28	25.63	25.78	26.05		
60	81	40		22.33	22.33	22.71	23.23	23.28	23.38	25.81	25.84	26.07		
60	1	0		19.17	18.82	19.03	19.84	19.83	19.84	22.53	22.36	22.46		
60	1	161		18.64	18.92	19.32	19.62	19.70	19.77	22.17	22.34	22.56		
60	162	0		19.33	19.26	19.79	20.15	20.30	20.39	22.77	22.82	23.11		
60	1	1	16-QAM	22.24	21.90	21.92	22.93	22.74	22.85	25.61	25.35	25.42	26.33	0.4295
60	1	1	64-QAM	20.73	20.36	20.52	21.10	21.33	21.29	23.93	23.88	23.93		
60	1	1	256-QAM	16.22	16.04	16.29	16.66	16.96	16.80	19.46	19.53	19.56		
Limit	EIRP < 2W			Result									Pass	

NR n41 HPUE Maximum Average Power [dBm], DG = 0.72 dBi														
BW (MHz)	RB Size	RB Offset	Mod	Antenna 0			Antenna 1			Combine			EIRP (dBm)	EIRP (W)
				Lowest	Middle	Highest	Lowest	Middle	Highest	Lowest	Middle	Highest		
70	1	1	QPSK	22.58	22.30	22.42	23.38	23.16	23.20	26.01	25.76	25.84	26.86	0.4853
70	1	187		22.24	22.38	22.94	23.18	23.20	23.31	25.75	25.82	26.14		
70	95	47		22.39	22.28	22.72	23.39	23.34	23.16	25.93	25.85	25.96		
70	1	0		19.16	19.02	19.12	20.01	19.69	19.71	22.62	22.38	22.44		
70	1	188		18.76	18.99	19.34	19.62	19.89	19.72	22.22	22.47	22.54		
70	189	0		19.38	19.28	19.75	20.21	20.31	20.19	22.83	22.84	22.99		
70	1	1	16-QAM	21.76	22.38	21.92	22.62	22.72	22.98	25.22	25.56	25.49	26.28	0.4246
70	1	1	64-QAM	20.96	20.33	20.99	21.66	21.22	21.23	24.33	23.81	24.12		
70	1	1	256-QAM	16.18	15.78	15.87	16.84	16.97	16.28	19.53	19.43	19.09		
Limit	EIRP < 2W			Result									Pass	



NR n41 HPUE Maximum Average Power [dBm], DG = 0.72 dBi														
BW (MHz)	RB Size	RB Offset	Mod	Antenna 0			Antenna 1			Combine			EIRP (dBm)	EIRP (W)
				Lowest	Middle	Highest	Lowest	Middle	Highest	Lowest	Middle	Highest		
80	1	1	QPSK	22.85	22.63	22.46	23.45	23.38	23.50	26.17	26.03	26.02	26.89	0.4887
80	1	215		22.26	22.68	22.96	23.07	23.12	23.14	25.69	25.92	26.06		
80	109	54		22.44	22.26	22.60	23.35	23.32	23.21	25.93	25.83	25.93		
80	1	0		19.21	19.12	19.02	19.85	19.95	19.75	22.55	22.57	22.41		
80	1	216		18.68	19.06	19.24	19.60	19.65	19.75	22.17	22.38	22.51		
80	217	0		19.31	19.20	19.64	20.36	20.36	20.23	22.88	22.83	22.96		
80	1	1	16-QAM	22.16	21.79	21.89	22.72	22.89	23.22	25.46	25.39	25.62	26.34	0.4305
80	1	1	64-QAM	20.21	20.72	20.44	21.33	21.59	21.40	23.82	24.19	23.96		
80	1	1	256-QAM	16.65	15.99	15.58	17.13	16.56	16.21	19.91	19.29	18.92		
Limit	EIRP < 2W			Result									Pass	

NR n41 HPUE Maximum Average Power [dBm], DG = 0.72 dBi														
BW (MHz)	RB Size	RB Offset	Mod	Antenna 0			Antenna 1			Combine			EIRP (dBm)	EIRP (W)
				Lowest	Middle	Highest	Lowest	Middle	Highest	Lowest	Middle	Highest		
90	1	1	QPSK	22.80	22.52	22.47	23.42	23.49	23.29	26.13	26.04	25.91	26.85	0.4842
90	1	243		22.27	22.72	22.85	23.17	22.92	23.21	25.75	25.83	26.04		
90	123	61		22.35	22.30	22.73	23.25	23.32	23.43	25.83	25.85	26.10		
90	1	0		19.31	19.11	19.03	20.07	19.89	20.07	22.72	22.53	22.59		
90	1	244		18.88	19.12	19.37	19.72	19.70	19.67	22.33	22.43	22.53		
90	245	0		19.41	19.38	19.79	20.28	20.42	20.37	22.88	22.94	23.10		
90	1	1	16-QAM	22.19	22.12	22.16	22.88	23.00	23.32	25.56	25.59	25.79	26.51	0.4477
90	1	1	64-QAM	20.73	20.40	20.63	21.02	20.98	21.08	23.89	23.71	23.87		
90	1	1	256-QAM	16.48	15.88	16.57	17.08	16.99	17.05	19.80	19.48	19.83		
Limit	EIRP < 2W			Result									Pass	

NR n41 HPUE Maximum Average Power [dBm], DG = 0.72 dBi														
BW (MHz)	RB Size	RB Offset	Mod	Antenna 0			Antenna 1			Combine			EIRP (dBm)	EIRP (W)
				Lowest	Middle	Highest	Lowest	Middle	Highest	Lowest	Middle	Highest		
100	1	1	QPSK	23.00	22.72	22.56	23.34	23.49	23.25	26.18	26.13	25.93	26.90	0.4898
100	1	271		22.38	22.68	22.91	23.01	23.32	23.15	25.72	26.02	26.04		
100	137	68		22.26	22.26	22.53	23.27	23.23	23.32	25.80	25.78	25.95		
100	1	0		19.41	19.22	19.04	20.09	19.86	19.96	22.77	22.56	22.53		
100	1	272		18.83	19.24	19.40	19.72	19.58	20.03	22.31	22.42	22.74		
100	273	0		19.32	19.32	19.68	20.25	20.32	20.34	22.82	22.86	23.03		
100	1	1	16-QAM	22.82	22.47	21.90	22.96	22.56	22.83	25.90	25.53	25.40	26.62	0.4592
100	1	1	64-QAM	20.82	20.73	20.38	21.66	21.48	21.36	24.27	24.13	23.91		
100	1	1	256-QAM	16.57	16.45	16.05	17.18	16.81	17.22	19.90	19.64	19.68		
Limit	EIRP < 2W			Result									Pass	



<TxD Mode>

NR n41 HPUE Maximum Average Power [dBm], DG = 3.81 dBi														
BW (MHz)	RB Size	RB Offset	Mod	Antenna 2			Antenna 1			Combine			EIRP (dBm)	EIRP (W)
				Lowest	Middle	Highest	Lowest	Middle	Highest	Lowest	Middle	Highest		
10	1	1	BPSK	24.74	24.57	24.64	25.18	24.89	24.51	27.98	27.74	27.59	31.92	1.5560
10	1	22		24.77	24.64	24.55	25.21	24.87	24.46	28.01	27.77	27.52		
10	12	6		24.78	24.62	24.59	25.25	24.86	24.53	28.03	27.75	27.57		
10	1	1	QPSK	24.75	24.78	24.64	25.23	24.87	24.49	28.01	27.84	27.58		
10	1	22		24.84	24.52	24.55	25.34	24.95	24.51	28.11	27.75	27.54		
10	12	6		24.78	24.62	24.64	25.25	24.93	24.55	28.03	27.79	27.61		
10	1	1	16-QAM	23.78	23.57	23.59	24.28	23.99	23.57	27.05	26.80	26.59	30.89	1.2274
10	1	22		23.78	23.54	23.50	24.26	23.95	23.65	27.04	26.76	26.59		
10	12	6		23.82	23.59	23.58	24.30	23.85	23.52	27.08	26.73	26.56		
Limit	EIRP < 2W			Result									Pass	

NR n41 HPUE Maximum Average Power [dBm], DG = 3.81 dBi														
BW (MHz)	RB Size	RB Offset	Mod	Antenna 2			Antenna 1			Combine			EIRP (dBm)	EIRP (W)
				Lowest	Middle	Highest	Lowest	Middle	Highest	Lowest	Middle	Highest		
15	1	1	BPSK	24.80	24.61	24.76	25.27	24.84	24.70	28.05	27.74	27.74	31.93	1.5596
15	1	36		24.78	24.67	24.76	25.23	24.86	24.68	28.02	27.78	27.73		
15	18	9		24.87	24.64	24.80	25.33	24.88	24.78	28.12	27.77	27.80		
15	1	1	QPSK	24.80	24.61	24.77	25.34	24.84	24.75	28.09	27.74	27.77		
15	1	36		24.88	24.66	24.74	25.28	24.87	24.71	28.09	27.78	27.74		
15	18	9		24.87	24.64	24.78	25.34	24.84	24.74	28.12	27.75	27.77		
15	1	1	16-QAM	23.72	23.89	23.80	24.29	24.38	23.74	27.02	27.15	26.78	30.96	1.2474
15	1	36		23.77	23.96	23.86	24.23	24.28	23.51	27.02	27.13	26.70		
15	18	9		23.89	23.61	23.77	22.79	23.87	23.75	26.39	26.75	26.77		
Limit	EIRP < 2W			Result									Pass	

NR n41 HPUE Maximum Average Power [dBm], DG = 3.81 dBi														
BW (MHz)	RB Size	RB Offset	Mod	Antenna 2			Antenna 1			Combine			EIRP (dBm)	EIRP (W)
				Lowest	Middle	Highest	Lowest	Middle	Highest	Lowest	Middle	Highest		
20	1	1	BPSK	24.86	24.68	24.78	25.13	24.86	24.58	28.01	27.78	27.69	31.82	1.5205
20	1	49		24.66	24.72	24.68	25.00	24.83	24.45	27.84	27.79	27.58		
20	25	12		24.76	24.63	24.78	25.17	24.87	24.74	27.98	27.76	27.77		
20	1	1	QPSK	24.73	24.63	24.79	25.09	24.96	24.68	27.92	27.81	27.75		
20	1	49		24.67	24.63	24.64	25.06	24.81	24.40	27.88	27.73	27.53		
20	25	12		24.74	24.62	24.79	25.16	24.90	24.77	27.97	27.77	27.79		
20	1	1	16-QAM	23.40	23.69	23.64	23.95	23.99	23.50	26.69	26.85	26.58	30.85	1.2162
20	1	49		23.84	23.70	23.97	23.99	23.85	23.75	26.93	26.79	26.87		
20	25	12		23.72	23.63	23.79	24.32	23.89	23.74	27.04	26.77	26.78		
Limit	EIRP < 2W			Result									Pass	

NR n41 HPUE Maximum Average Power [dBm], DG = 3.81 dBi														
BW (MHz)	RB Size	RB Offset	Mod	Antenna 2			Antenna 1			Combine			EIRP (dBm)	EIRP (W)
				Lowest	Middle	Highest	Lowest	Middle	Highest	Lowest	Middle	Highest		
30	1	1	BPSK	24.78	24.66	24.85	25.18	24.93	24.75	27.99	27.81	27.81	31.89	1.5453
30	1	76		24.79	24.68	24.75	25.02	24.77	24.56	27.92	27.74	27.67		
30	36	18		24.88	24.67	24.87	25.26	24.89	24.75	28.08	27.79	27.82		
30	1	1	QPSK	24.72	24.65	24.82	25.23	24.93	24.77	27.99	27.80	27.81		
30	1	76		24.85	24.63	24.77	25.05	24.81	24.52	27.96	27.73	27.66		
30	36	18		24.91	24.64	24.87	25.22	24.90	24.76	28.08	27.78	27.83		
30	1	1	16-QAM	24.00	23.57	23.81	24.31	24.04	23.85	27.17	26.82	26.84	30.98	1.2531
30	1	76		23.86	23.59	23.73	24.14	23.91	23.55	27.01	26.76	26.65		
30	36	18		23.89	23.77	23.83	24.24	23.89	23.77	27.08	26.84	26.81		
Limit	EIRP < 2W			Result									Pass	



NR n41 HPUE Maximum Average Power [dBm], DG = 3.81 dBi														
BW (MHz)	RB Size	RB Offset	Mod	Antenna 2			Antenna 1			Combine			EIRP (dBm)	EIRP (W)
				Lowest	Middle	Highest	Lowest	Middle	Highest	Lowest	Middle	Highest		
40	1	1	BPSK	24.78	24.69	24.79	25.16	24.93	24.71	27.98	27.82	27.76	31.81	1.5171
40	1	104		24.62	24.62	24.61	24.78	24.74	24.41	27.71	27.69	27.52		
40	50	25		24.85	24.70	24.79	25.13	24.85	24.66	28.00	27.79	27.74		
40	1	1	QPSK	24.70	24.70	24.80	25.16	24.97	24.73	27.95	27.85	27.78		
40	1	104		24.53	24.65	24.63	24.90	24.83	24.30	27.73	27.75	27.48		
40	50	25		24.88	24.70	24.82	25.10	24.84	24.67	28.00	27.78	27.76		
40	1	1	16-QAM	23.63	24.01	23.72	24.22	23.70	23.41	26.95	26.87	26.58	30.82	1.2078
40	1	104		23.62	23.84	23.52	23.67	23.53	23.20	26.66	26.70	26.37		
40	50	25		23.86	23.69	23.83	24.13	23.80	23.71	27.01	26.76	26.78		
Limit	EIRP < 2W			Result									Pass	

NR n41 HPUE Maximum Average Power [dBm], DG = 3.81 dBi														
BW (MHz)	RB Size	RB Offset	Mod	Antenna 2			Antenna 1			Combine			EIRP (dBm)	EIRP (W)
				Lowest	Middle	Highest	Lowest	Middle	Highest	Lowest	Middle	Highest		
50	1	1	BPSK	24.79	24.81	24.81	25.25	24.95	24.94	28.04	27.89	27.89	31.89	1.5453
50	1	131		24.75	24.79	24.67	24.91	25.01	24.48	27.84	27.91	27.59		
50	64	32		24.93	24.82	24.93	25.21	24.93	24.82	28.08	27.89	27.89		
50	1	1	QPSK	24.80	24.84	24.86	25.32	24.90	24.97	28.08	27.88	27.93		
50	1	131		24.70	24.80	24.71	24.92	24.86	24.52	27.82	27.84	27.63		
50	64	32		24.96	24.83	24.96	25.18	24.91	24.81	28.08	27.88	27.90		
50	1	1	16-QAM	23.91	23.94	23.79	24.38	23.80	24.01	27.16	26.88	26.91	30.97	1.2503
50	1	131		23.82	23.84	23.65	23.84	23.89	23.43	26.84	26.88	26.55		
50	64	32		23.95	23.79	23.96	24.19	23.91	23.85	27.08	26.86	26.92		
Limit	EIRP < 2W			Result									Pass	

NR n41 HPUE Maximum Average Power [dBm], DG = 3.81 dBi														
BW (MHz)	RB Size	RB Offset	Mod	Antenna 2			Antenna 1			Combine			EIRP (dBm)	EIRP (W)
				Lowest	Middle	Highest	Lowest	Middle	Highest	Lowest	Middle	Highest		
60	1	1	BPSK	24.78	24.82	24.75	25.21	24.85	24.79	28.01	27.85	27.78	31.82	1.5205
60	1	160		24.70	24.76	24.65	24.74	24.85	24.43	27.73	27.82	27.55		
60	81	40		24.82	24.72	24.86	24.98	24.94	24.70	27.91	27.84	27.79		
60	1	1	QPSK	24.76	24.78	24.74	25.22	24.84	24.84	28.01	27.82	27.80		
60	1	160		24.70	24.78	24.65	24.73	24.80	24.44	27.73	27.80	27.56		
60	81	40		24.83	24.97	24.85	25.01	24.93	24.74	27.93	27.96	27.81		
60	1	1	16-QAM	23.91	23.80	23.44	24.10	23.64	23.82	27.02	26.73	26.64	30.83	1.2106
60	1	160		23.74	23.84	23.73	23.71	23.91	23.51	26.74	26.89	26.63		
60	81	40		23.86	23.81	23.85	24.01	23.93	23.76	26.95	26.88	26.82		
Limit	EIRP < 2W			Result									Pass	

NR n41 HPUE Maximum Average Power [dBm], DG = 3.81 dBi														
BW (MHz)	RB Size	RB Offset	Mod	Antenna 2			Antenna 1			Combine			EIRP (dBm)	EIRP (W)
				Lowest	Middle	Highest	Lowest	Middle	Highest	Lowest	Middle	Highest		
70	1	1	BPSK	24.95	24.86	24.87	25.21	24.96	24.75	28.09	27.92	27.82	31.90	1.5488
70	1	187		24.81	24.69	24.63	24.73	24.65	24.35	27.78	27.68	27.50		
70	90	45		24.90	24.80	24.74	25.05	24.87	24.61	27.99	27.85	27.69		
70	1	1	QPSK	24.87	24.91	24.85	25.18	24.92	24.74	28.04	27.93	27.81		
70	1	187		24.76	24.65	24.61	24.76	24.62	24.34	27.77	27.65	27.49		
70	90	45		24.92	24.86	24.75	25.08	24.87	24.56	28.01	27.88	27.67		
70	1	1	16-QAM	24.03	23.88	23.85	24.24	23.92	23.73	27.15	26.91	26.80	30.96	1.2474
70	1	187		23.73	23.74	23.49	23.84	23.63	23.24	26.80	26.70	26.38		
70	90	45		23.92	23.82	23.72	24.04	23.92	23.57	26.99	26.88	26.66		
Limit	EIRP < 2W			Result									Pass	



NR n41 HPUE Maximum Average Power [dBm], DG = 3.81 dBi														
BW (MHz)	RB Size	RB Offset	Mod	Antenna 2			Antenna 1			Combine			EIRP (dBm)	EIRP (W)
				Lowest	Middle	Highest	Lowest	Middle	Highest	Lowest	Middle	Highest		
80	1	1	BPSK	24.94	24.91	24.98	25.20	24.84	24.86	28.08	27.89	27.93	31.89	1.5453
80	1	215		24.73	24.77	24.71	24.69	24.72	24.35	27.72	27.76	27.54		
80	108	54		24.79	24.81	24.82	24.94	24.82	24.74	27.88	27.83	27.79		
80	1	1	QPSK	24.87	24.90	24.98	25.16	24.84	24.82	28.03	27.88	27.91		
80	1	215		24.66	24.78	24.65	24.65	24.71	24.39	27.67	27.76	27.53		
80	108	54		24.83	24.82	24.79	24.90	24.85	24.75	27.88	27.85	27.78		
80	1	1	16-QAM	23.78	23.92	24.16	24.12	23.75	23.82	26.96	26.85	27.00	30.81	1.2050
80	1	215		23.66	23.96	23.81	23.58	23.72	23.27	26.63	26.85	26.56		
80	108	54		23.76	23.83	23.81	23.98	23.92	23.75	26.88	26.89	26.79		
Limit	EIRP < 2W			Result									Pass	

NR n41 HPUE Maximum Average Power [dBm], DG = 3.81 dBi														
BW (MHz)	RB Size	RB Offset	Mod	Antenna 2			Antenna 1			Combine			EIRP (dBm)	EIRP (W)
				Lowest	Middle	Highest	Lowest	Middle	Highest	Lowest	Middle	Highest		
90	1	1	BPSK	25.01	24.99	25.04	25.17	24.92	24.95	28.10	27.97	28.01	31.95	1.5668
90	1	243		24.84	24.76	24.80	24.65	24.56	24.25	27.76	27.67	27.54		
90	120	60		24.88	24.84	24.83	25.00	24.88	24.80	27.95	27.87	27.83		
90	1	1	QPSK	25.01	24.96	25.02	25.24	24.94	24.90	28.14	27.96	27.97		
90	1	243		24.80	24.73	24.77	24.66	24.54	24.22	27.74	27.65	27.51		
90	120	60		24.89	24.83	24.80	24.97	24.82	24.81	27.94	27.84	27.82		
90	1	1	16-QAM	24.13	24.02	24.03	24.47	24.00	23.86	27.31	27.02	26.96	31.12	1.2942
90	1	243		23.81	23.77	23.68	23.62	24.61	23.16	26.73	27.22	26.44		
90	120	60		23.95	23.85	23.82	23.96	23.84	23.75	26.97	26.86	26.80		
Limit	EIRP < 2W			Result									Pass	

NR n41 HPUE Maximum Average Power [dBm], DG = 3.81 dBi														
BW (MHz)	RB Size	RB Offset	Mod	Antenna 2			Antenna 1			Combine			EIRP (dBm)	EIRP (W)
				Lowest	Middle	Highest	Lowest	Middle	Highest	Lowest	Middle	Highest		
100	1	1	BPSK	25.12	25.09	25.07	25.11	24.95	24.78	28.13	28.03	27.94	31.94	1.5631
100	1	271		24.80	24.85	24.84	24.58	24.48	24.31	27.70	27.68	27.59		
100	135	67		24.78	24.87	24.76	24.81	24.86	24.17	27.81	27.88	27.49		
100	1	1	QPSK	25.07	25.02	25.05	25.17	24.87	24.76	28.13	27.96	27.92		
100	1	271		24.72	24.77	24.79	24.66	24.47	24.32	27.70	27.63	27.57		
100	135	67		24.75	24.82	24.79	24.85	24.82	24.63	27.81	27.83	27.72		
100	1	1	16-QAM	24.02	24.14	23.96	24.13	24.03	23.85	27.09	27.10	26.92	30.91	1.2331
100	1	271		23.88	23.81	23.63	23.71	23.32	23.24	26.81	26.58	26.45		
100	135	67		23.78	23.82	23.76	23.84	23.85	23.72	26.82	26.85	26.75		
Limit	EIRP < 2W			Result									Pass	



FCC RADIO TEST REPORT

Report No. : FG2D0208-01C

NR n41 HPUE Maximum Average Power [dBm], DG = 2.57 dBi														
BW (MHz)	RB Size	RB Offset	Mod	Antenna 0			Antenna 5			Combine			EIRP (dBm)	EIRP (W)
				Lowest	Middle	Highest	Lowest	Middle	Highest	Lowest	Middle	Highest		
10	1	1	BPSK	24.21	23.67	23.86	23.85	23.23	23.16	27.04	26.47	26.53	29.70	0.9333
10	1	22		24.20	23.63	24.07	23.83	23.24	23.16	27.03	26.45	26.65		
10	12	6		24.26	23.62	24.08	23.90	23.26	23.16	27.09	26.45	26.65		
10	1	1	QPSK	24.31	23.65	23.88	23.92	23.20	23.23	27.13	26.44	26.58		
10	1	22		24.27	23.62	24.08	23.91	23.26	23.05	27.10	26.45	26.61		
10	12	6		24.21	23.68	24.12	23.87	23.25	23.13	27.05	26.48	26.66		
10	1	1	16-QAM	23.24	22.74	23.04	23.21	22.46	22.38	26.24	25.61	25.73	28.81	0.7603
10	1	22		23.26	22.65	22.96	22.95	22.35	22.27	26.12	25.51	25.64		
10	12	6		23.16	22.73	23.13	22.84	22.30	22.21	26.01	25.53	25.70		
Limit	EIRP < 2W			Result									Pass	

NR n41 HPUE Maximum Average Power [dBm], DG = 2.57 dBi														
BW (MHz)	RB Size	RB Offset	Mod	Antenna 0			Antenna 5			Combine			EIRP (dBm)	EIRP (W)
				Lowest	Middle	Highest	Lowest	Middle	Highest	Lowest	Middle	Highest		
15	1	1	BPSK	24.24	23.70	23.85	24.01	23.34	23.38	27.14	26.53	26.63	29.78	0.9506
15	1	36		24.20	23.65	24.23	23.85	23.20	23.29	27.04	26.44	26.80		
15	18	9		24.27	23.68	24.04	23.88	23.35	23.39	27.09	26.53	26.74		
15	1	1	QPSK	24.37	23.75	23.97	24.02	23.40	23.35	27.21	26.59	26.68		
15	1	36		24.29	23.81	24.33	23.84	23.30	23.34	27.08	26.57	26.87		
15	18	9		24.32	23.69	24.00	23.94	23.33	23.34	27.14	26.52	26.69		
15	1	1	16-QAM	23.47	22.75	23.06	23.02	22.47	22.19	26.26	25.62	25.66	28.83	0.7638
15	1	36		23.29	22.78	23.34	22.97	22.30	22.27	26.14	25.56	25.85		
15	18	9		23.34	22.65	23.01	22.96	22.33	22.35	26.16	25.50	25.70		
Limit	EIRP < 2W			Result									Pass	

NR n41 HPUE Maximum Average Power [dBm], DG = 2.57 dBi														
BW (MHz)	RB Size	RB Offset	Mod	Antenna 0			Antenna 5			Combine			EIRP (dBm)	EIRP (W)
				Lowest	Middle	Highest	Lowest	Middle	Highest	Lowest	Middle	Highest		
20	1	1	BPSK	24.27	23.81	23.91	23.85	23.27	23.40	27.08	26.56	26.67	29.65	0.9226
20	1	49		24.08	23.60	24.01	23.66	23.26	23.31	26.89	26.44	26.68		
20	25	12		24.23	23.65	24.07	23.75	23.31	23.38	27.01	26.49	26.75		
20	1	1	QPSK	24.28	23.72	24.00	23.82	23.35	23.41	27.07	26.55	26.73		
20	1	49		24.16	23.68	24.10	23.72	23.30	23.31	26.96	26.50	26.73		
20	25	12		24.22	23.67	24.05	23.76	23.29	23.42	27.01	26.49	26.76		
20	1	1	16-QAM	23.33	22.70	23.15	22.68	22.41	22.31	26.03	25.57	25.76	28.70	0.7413
20	1	49		23.27	22.65	23.11	22.96	22.66	22.17	26.13	25.67	25.68		
20	25	12		23.21	22.64	23.05	22.77	22.26	22.39	26.01	25.46	25.74		
Limit	EIRP < 2W			Result									Pass	

NR n41 HPUE Maximum Average Power [dBm], DG = 2.57 dBi														
BW (MHz)	RB Size	RB Offset	Mod	Antenna 0			Antenna 5			Combine			EIRP (dBm)	EIRP (W)
				Lowest	Middle	Highest	Lowest	Middle	Highest	Lowest	Middle	Highest		
30	1	1	BPSK	24.28	23.85	24.02	23.95	23.40	23.56	27.13	26.64	26.81	29.71	0.9354
30	1	76		24.09	23.67	24.06	23.61	23.33	23.20	26.87	26.51	26.66		
30	36	18		24.25	23.83	24.18	23.77	23.31	23.47	27.03	26.59	26.85		
30	1	1	QPSK	24.33	23.85	24.04	23.92	23.35	23.56	27.14	26.62	26.82		
30	1	76		24.06	23.70	24.07	23.59	23.25	23.14	26.84	26.49	26.64		
30	36	18		24.25	23.79	24.19	23.81	23.32	23.56	27.05	26.57	26.90		
30	1	1	16-QAM	23.41	23.05	23.14	23.00	22.40	22.81	26.22	25.75	25.99	28.79	0.7568
30	1	76		23.26	22.90	23.12	22.61	22.71	22.30	25.96	25.82	25.74		
30	36	18		23.29	22.81	23.19	22.88	22.36	22.51	26.10	25.60	25.87		
Limit	EIRP < 2W			Result									Pass	



NR n41 HPUE Maximum Average Power [dBm], DG = 2.57 dBi														
BW (MHz)	RB Size	RB Offset	Mod	Antenna 0			Antenna 5			Combine			EIRP (dBm)	EIRP (W)
				Lowest	Middle	Highest	Lowest	Middle	Highest	Lowest	Middle	Highest		
40	1	1	BPSK	24.35	23.91	23.86	23.93	23.40	23.33	27.16	26.67	26.61	29.76	0.9462
40	1	104		23.91	23.74	24.06	23.30	23.32	23.23	26.63	26.55	26.68		
40	50	25		24.12	23.79	24.09	23.81	23.36	23.37	26.98	26.59	26.76		
40	1	1	QPSK	24.39	23.90	23.91	23.95	23.40	23.18	27.19	26.67	26.57		
40	1	104		23.88	23.76	24.13	23.39	23.23	23.18	26.65	26.51	26.69		
40	50	25		24.18	23.82	24.09	23.79	23.37	23.37	27.00	26.61	26.76		
40	1	1	16-QAM	23.61	23.12	23.42	22.74	22.84	22.52	26.21	25.99	26.00	28.82	0.7621
40	1	104		23.00	23.82	23.19	22.54	22.56	21.54	25.79	26.25	25.45		
40	50	25		23.16	22.81	23.10	22.74	22.31	22.36	25.97	25.58	25.76		
Limit	EIRP < 2W			Result									Pass	

NR n41 HPUE Maximum Average Power [dBm], DG = 2.57 dBi														
BW (MHz)	RB Size	RB Offset	Mod	Antenna 0			Antenna 5			Combine			EIRP (dBm)	EIRP (W)
				Lowest	Middle	Highest	Lowest	Middle	Highest	Lowest	Middle	Highest		
50	1	1	BPSK	24.40	24.37	23.95	24.07	23.79	23.46	27.25	27.10	26.72	29.82	0.9594
50	1	131		23.97	24.03	24.08	23.18	23.29	23.30	26.60	26.69	26.72		
50	64	32		24.30	24.24	24.13	23.67	23.68	23.41	27.01	26.98	26.80		
50	1	1	QPSK	24.41	24.34	23.89	23.95	23.84	23.45	27.20	27.11	26.69		
50	1	131		23.96	24.04	24.10	23.27	23.29	23.26	26.64	26.69	26.71		
50	64	32		24.26	24.27	24.13	23.74	23.70	23.41	27.02	27.00	26.80		
50	1	1	16-QAM	23.46	23.53	23.17	22.96	22.95	22.41	26.23	26.26	25.82	28.83	0.7638
50	1	131		22.86	23.22	23.31	22.35	22.30	22.58	25.62	25.79	25.97		
50	64	32		23.30	23.23	23.14	22.72	22.71	22.47	26.03	25.99	25.83		
Limit	EIRP < 2W			Result									Pass	

NR n41 HPUE Maximum Average Power [dBm], DG = 2.57 dBi														
BW (MHz)	RB Size	RB Offset	Mod	Antenna 0			Antenna 5			Combine			EIRP (dBm)	EIRP (W)
				Lowest	Middle	Highest	Lowest	Middle	Highest	Lowest	Middle	Highest		
60	1	1	BPSK	24.37	24.00	23.95	23.82	23.31	23.41	27.11	26.68	26.70	29.70	0.9333
60	1	160		23.92	23.81	23.99	23.08	23.22	23.07	26.53	26.54	26.56		
60	81	40		24.05	23.81	23.95	23.50	23.31	23.31	26.79	26.58	26.65		
60	1	1	QPSK	24.44	24.02	23.91	23.77	23.33	23.33	27.13	26.70	26.64		
60	1	160		23.91	23.75	24.00	23.13	23.33	23.10	26.55	26.56	26.58		
60	81	40		24.09	23.82	23.95	23.50	23.34	23.31	26.82	26.60	26.65		
60	1	1	16-QAM	23.62	23.17	22.87	22.67	22.17	22.62	26.18	25.71	25.76	28.75	0.7499
60	1	160		22.76	22.70	22.96	22.01	22.09	22.25	25.41	25.42	25.63		
60	81	40		23.10	22.84	23.00	22.47	22.31	22.30	25.81	25.59	25.67		
Limit	EIRP < 2W			Result									Pass	

NR n41 HPUE Maximum Average Power [dBm], DG = 2.57 dBi														
BW (MHz)	RB Size	RB Offset	Mod	Antenna 0			Antenna 5			Combine			EIRP (dBm)	EIRP (W)
				Lowest	Middle	Highest	Lowest	Middle	Highest	Lowest	Middle	Highest		
70	1	1	BPSK	24.50	24.12	23.89	24.03	23.32	23.22	27.28	26.75	26.58	29.87	0.9705
70	1	187		23.90	23.84	23.91	22.95	23.17	23.01	26.46	26.53	26.49		
70	90	45		24.14	23.86	23.83	23.65	23.31	23.15	26.91	26.60	26.51		
70	1	1	QPSK	24.48	24.08	23.87	24.09	23.32	23.26	27.30	26.73	26.59		
70	1	187		23.93	23.81	23.92	22.98	23.15	22.91	26.49	26.50	26.45		
70	90	45		24.23	23.93	23.84	23.55	23.31	23.22	26.91	26.64	26.55		
70	1	1	16-QAM	23.31	23.21	23.11	23.06	22.46	22.07	26.20	25.86	25.63	28.77	0.7534
70	1	187		22.64	22.81	22.87	22.06	22.24	21.78	25.37	25.54	25.37		
70	90	45		23.21	22.91	22.84	22.62	22.33	22.16	25.94	25.64	25.52		
Limit	EIRP < 2W			Result									Pass	



NR n41 HPUE Maximum Average Power [dBm], DG = 2.57 dBi														
BW (MHz)	RB Size	RB Offset	Mod	Antenna 0			Antenna 5			Combine			EIRP (dBm)	EIRP (W)
				Lowest	Middle	Highest	Lowest	Middle	Highest	Lowest	Middle	Highest		
80	1	1	BPSK	24.46	24.12	23.97	23.74	23.36	23.27	27.13	26.77	26.64	29.70	0.9333
80	1	215		23.82	23.84	23.97	23.13	23.07	22.98	26.50	26.48	26.51		
80	108	54		24.03	23.88	23.91	23.41	23.29	23.21	26.74	26.61	26.58		
80	1	1	QPSK	24.43	24.21	23.91	23.77	23.42	23.29	27.12	26.84	26.62		
80	1	215		23.78	23.82	23.94	23.11	23.13	22.93	26.47	26.50	26.47		
80	108	54		24.08	23.87	23.87	23.46	23.31	23.22	26.79	26.61	26.57		
80	1	1	16-QAM	23.34	23.22	23.15	22.80	22.71	22.41	26.09	25.98	25.81	28.66	0.7345
80	1	215		22.93	22.95	22.94	22.10	22.43	21.92	25.55	25.71	25.47		
80	108	54		23.05	22.84	22.97	22.44	22.33	22.29	25.77	25.60	25.65		
Limit	EIRP < 2W			Result									Pass	

NR n41 HPUE Maximum Average Power [dBm], DG = 2.57 dBi														
BW (MHz)	RB Size	RB Offset	Mod	Antenna 0			Antenna 5			Combine			EIRP (dBm)	EIRP (W)
				Lowest	Middle	Highest	Lowest	Middle	Highest	Lowest	Middle	Highest		
90	1	1	BPSK	24.48	24.21	23.99	23.86	23.24	23.33	27.19	26.76	26.68	29.76	0.9462
90	1	243		23.83	23.75	24.09	23.07	23.20	23.00	26.48	26.49	26.59		
90	120	60		24.09	23.84	23.94	23.45	23.31	23.40	26.79	26.59	26.69		
90	1	1	QPSK	24.48	24.17	24.01	23.78	23.19	23.36	27.15	26.72	26.71		
90	1	243		23.82	23.77	24.09	22.95	23.14	22.95	26.42	26.48	26.57		
90	120	60		24.05	23.87	23.99	23.45	23.33	23.34	26.77	26.62	26.69		
90	1	1	16-QAM	23.53	23.42	22.89	22.90	22.22	22.17	26.24	25.87	25.56	28.81	0.7603
90	1	243		22.75	22.68	23.12	21.90	22.20	22.05	25.36	25.46	25.63		
90	120	60		23.06	22.98	22.95	22.50	22.25	22.36	25.80	25.64	25.68		
Limit	EIRP < 2W			Result									Pass	

NR n41 HPUE Maximum Average Power [dBm], DG = 2.57 dBi														
BW (MHz)	RB Size	RB Offset	Mod	Antenna 0			Antenna 5			Combine			EIRP (dBm)	EIRP (W)
				Lowest	Middle	Highest	Lowest	Middle	Highest	Lowest	Middle	Highest		
100	1	1	BPSK	24.62	24.30	24.14	23.85	23.47	23.31	27.26	26.92	26.76	29.83	0.9616
100	1	271		23.76	23.89	24.09	23.06	23.15	23.00	26.43	26.55	26.59		
100	135	67		23.99	23.83	23.90	23.26	23.29	23.36	26.65	26.58	26.65		
100	1	1	QPSK	24.51	24.22	24.08	23.80	23.40	23.31	27.18	26.84	26.72		
100	1	271		23.72	23.86	24.15	23.06	23.14	23.13	26.41	26.53	26.68		
100	135	67		24.00	23.82	23.89	23.27	23.26	23.35	26.66	26.56	26.64		
100	1	1	16-QAM	23.53	23.36	23.06	22.84	22.38	22.42	26.21	25.91	25.76	28.78	0.7551
100	1	271		22.63	23.11	22.92	22.15	22.12	22.11	25.41	25.65	25.54		
100	135	67		23.02	22.88	22.91	22.27	22.27	22.33	25.67	25.60	25.64		
Limit	EIRP < 2W			Result									Pass	



FCC RADIO TEST REPORT

Report No. : FG2D0208-01C

NR n41 HPUE Maximum Average Power [dBm], DG = 2.69 dBi														
BW (MHz)	RB Size	RB Offset	Mod	Antenna 2			Antenna 5			Combine			EIRP (dBm)	EIRP (W)
				Lowest	Middle	Highest	Lowest	Middle	Highest	Lowest	Middle	Highest		
10	1	1	BPSK	24.94	24.79	24.81	23.94	23.41	23.28	27.48	27.16	27.12	30.18	1.0423
10	1	22		24.97	24.78	24.73	23.89	23.38	23.10	27.47	27.15	27.00		
10	12	6		24.93	24.81	24.73	23.94	23.39	23.22	27.47	27.17	27.05		
10	1	1	QPSK	24.93	24.82	24.78	23.97	23.42	23.35	27.49	27.19	27.13		
10	1	22		24.91	24.80	24.73	23.96	23.38	23.25	27.47	27.16	27.06		
10	12	6		24.91	24.84	24.75	2.98	23.45	23.32	24.94	27.21	27.10		
10	1	1	16-QAM	23.91	23.74	23.75	22.92	22.52	22.45	26.45	26.18	26.16	29.21	0.8337
10	1	22		23.94	23.78	23.61	22.86	22.51	22.36	26.44	26.20	26.04		
10	12	6		23.92	23.87	23.75	22.98	22.42	23.25	26.49	26.22	26.52		
Limit	EIRP < 2W			Result									Pass	

NR n41 HPUE Maximum Average Power [dBm], DG = 2.69 dBi														
BW (MHz)	RB Size	RB Offset	Mod	Antenna 2			Antenna 5			Combine			EIRP (dBm)	EIRP (W)
				Lowest	Middle	Highest	Lowest	Middle	Highest	Lowest	Middle	Highest		
15	1	1	BPSK	24.95	24.77	24.98	24.01	23.35	23.49	27.52	27.13	27.31	30.24	1.0568
15	1	36		24.94	24.85	24.90	23.94	23.45	23.41	27.48	27.22	27.23		
15	18	9		24.99	24.85	24.96	24.04	23.39	23.48	27.55	27.19	27.29		
15	1	1	QPSK	24.97	24.81	24.91	24.03	23.32	23.54	27.54	27.14	27.29		
15	1	36		25.02	24.86	24.87	23.92	23.51	23.45	27.52	27.25	27.23		
15	18	9		24.98	24.83	24.88	24.03	23.42	23.46	27.54	27.19	27.24		
15	1	1	16-QAM	23.81	23.83	23.95	23.04	22.41	22.62	26.45	26.19	26.35	29.92	0.9817
15	1	36		23.83	23.78	24.88	22.90	22.45	23.45	26.40	26.18	27.23		
15	18	9		23.95	23.78	23.92	23.04	22.35	22.44	26.53	26.13	26.25		
Limit	EIRP < 2W			Result									Pass	

NR n41 HPUE Maximum Average Power [dBm], DG = 2.69 dBi														
BW (MHz)	RB Size	RB Offset	Mod	Antenna 2			Antenna 5			Combine			EIRP (dBm)	EIRP (W)
				Lowest	Middle	Highest	Lowest	Middle	Highest	Lowest	Middle	Highest		
20	1	1	BPSK	24.91	24.81	24.82	24.01	23.38	23.51	27.49	27.16	27.22	30.23	1.0544
20	1	49		24.95	24.86	24.74	23.82	23.52	23.27	27.43	27.25	27.08		
20	25	12		24.92	24.82	24.82	24.02	23.51	23.42	27.50	27.22	27.19		
20	1	1	QPSK	24.95	24.82	24.83	24.07	23.39	23.52	27.54	27.17	27.23		
20	1	49		24.85	24.87	24.77	23.84	23.46	23.23	27.38	27.23	27.08		
20	25	12		24.93	24.81	24.88	24.01	23.45	23.48	27.50	27.19	27.25		
20	1	1	16-QAM	23.95	23.81	23.85	23.21	22.45	22.54	26.61	26.19	26.25	29.30	0.8511
20	1	49		23.79	23.92	23.75	23.10	22.48	22.41	26.47	26.27	26.14		
20	25	12		23.96	23.89	23.84	23.02	22.37	22.45	26.53	26.21	26.21		
Limit	EIRP < 2W			Result									Pass	

NR n41 HPUE Maximum Average Power [dBm], DG = 2.69 dBi														
BW (MHz)	RB Size	RB Offset	Mod	Antenna 2			Antenna 5			Combine			EIRP (dBm)	EIRP (W)
				Lowest	Middle	Highest	Lowest	Middle	Highest	Lowest	Middle	Highest		
30	1	1	BPSK	24.89	24.78	25.04	23.92	23.34	23.48	27.44	27.13	27.34	30.21	1.0495
30	1	76		24.95	22.85	25.01	23.65	23.47	23.44	27.36	26.18	27.31		
30	36	18		24.95	24.82	24.96	23.86	23.35	23.49	27.45	27.16	27.30		
30	1	1	QPSK	24.96	24.82	25.04	24.01	23.21	23.52	27.52	27.10	27.36		
30	1	76		24.92	24.95	24.94	23.67	23.51	23.45	27.35	27.30	27.27		
30	36	18		24.94	24.84	24.96	23.90	23.36	23.52	27.46	27.17	27.31		
30	1	1	16-QAM	24.12	23.82	24.12	22.89	22.32	22.65	26.56	26.14	26.46	29.25	0.8414
30	1	76		23.83	23.91	24.01	22.64	22.64	22.56	26.29	26.33	26.35		
30	36	18		23.96	23.81	23.97	22.86	22.35	22.48	26.46	26.15	26.30		
Limit	EIRP < 2W			Result									Pass	



NR n41 HPUE Maximum Average Power [dBm], DG = 2.69 dBi														
BW (MHz)	RB Size	RB Offset	Mod	Antenna 2			Antenna 5			Combine			EIRP (dBm)	EIRP (W)
				Lowest	Middle	Highest	Lowest	Middle	Highest	Lowest	Middle	Highest		
40	1	1	BPSK	24.93	24.81	24.89	23.97	23.25	23.52	27.49	27.11	27.27	30.27	1.0641
40	1	104		24.69	24.82	24.73	23.33	23.42	23.10	27.07	27.19	27.00		
40	50	25		24.93	24.83	24.92	23.72	23.37	23.42	27.38	27.17	27.24		
40	1	1	QPSK	25.02	24.79	24.86	24.06	23.29	23.52	27.58	27.11	27.25		
40	1	104		24.71	24.82	24.71	23.39	23.54	23.04	27.11	27.24	26.97		
40	50	25		24.91	24.86	24.91	23.72	23.32	23.44	27.37	27.17	27.25		
40	1	1	16-QAM	24.16	23.82	23.95	23.21	22.16	22.52	26.72	26.08	26.30	29.41	0.8730
40	1	104		23.89	23.92	23.79	22.49	22.24	22.25	26.26	26.17	26.10		
40	50	25		23.87	23.87	23.91	22.73	22.39	22.41	26.35	26.20	26.23		
Limit	EIRP < 2W			Result									Pass	

NR n41 HPUE Maximum Average Power [dBm], DG = 2.69 dBi														
BW (MHz)	RB Size	RB Offset	Mod	Antenna 2			Antenna 5			Combine			EIRP (dBm)	EIRP (W)
				Lowest	Middle	Highest	Lowest	Middle	Highest	Lowest	Middle	Highest		
50	1	1	BPSK	25.07	24.97	24.94	24.10	23.41	23.51	27.62	27.27	27.29	30.31	1.0740
50	1	131		24.75	24.86	24.88	23.23	23.35	23.27	27.07	27.18	27.16		
50	64	32		24.98	24.86	25.01	23.79	23.38	23.52	27.44	27.19	27.34		
50	1	1	QPSK	24.97	24.86	25.02	24.16	23.42	23.46	27.59	27.21	27.32		
50	1	131		24.72	24.74	24.95	23.32	23.41	23.24	27.09	27.14	27.19		
50	64	32		24.96	24.82	25.06	23.77	23.38	23.49	27.42	27.17	27.36		
50	1	1	16-QAM	24.17	23.82	24.15	23.08	22.50	22.46	26.67	26.22	26.40	29.36	0.8630
50	1	131		23.75	23.62	23.92	22.54	22.33	22.57	26.20	26.03	26.31		
50	64	32		23.96	23.83	24.04	22.77	22.38	22.51	26.42	26.18	26.35		
Limit	EIRP < 2W			Result									Pass	

NR n41 HPUE Maximum Average Power [dBm], DG = 2.69 dBi														
BW (MHz)	RB Size	RB Offset	Mod	Antenna 2			Antenna 5			Combine			EIRP (dBm)	EIRP (W)
				Lowest	Middle	Highest	Lowest	Middle	Highest	Lowest	Middle	Highest		
60	1	1	BPSK	24.95	24.86	24.91	23.81	23.34	23.44	27.43	27.18	27.25	30.13	1.0304
60	1	160		24.71	24.81	24.77	23.25	23.23	23.13	27.05	27.10	27.04		
60	81	40		24.95	24.82	24.96	23.54	23.35	23.51	27.31	27.16	27.31		
60	1	1	QPSK	24.76	24.96	24.92	23.24	23.42	23.49	27.08	27.27	27.27		
60	1	160		24.92	24.86	24.78	23.87	23.29	23.12	27.44	27.16	27.04		
60	81	40		24.91	24.83	24.93	23.56	23.32	23.46	27.30	27.15	27.27		
60	1	1	16-QAM	23.87	24.15	23.73	22.72	22.57	22.65	26.34	26.44	26.23	29.13	0.8185
60	1	160		23.94	24.02	23.57	22.43	22.07	22.56	26.26	26.16	26.10		
60	81	40		23.96	23.86	23.95	22.54	22.36	22.47	26.32	26.18	26.28		
Limit	EIRP < 2W			Result									Pass	

NR n41 HPUE Maximum Average Power [dBm], DG = 2.69 dBi														
BW (MHz)	RB Size	RB Offset	Mod	Antenna 2			Antenna 5			Combine			EIRP (dBm)	EIRP (W)
				Lowest	Middle	Highest	Lowest	Middle	Highest	Lowest	Middle	Highest		
70	1	1	BPSK	25.01	24.97	24.91	23.83	23.35	23.28	27.47	27.25	27.18	30.24	1.0568
70	1	187		24.81	24.72	24.71	23.16	23.29	22.91	27.07	27.07	26.91		
70	90	45		24.96	24.82	24.80	23.62	23.41	23.21	27.35	27.18	27.09		
70	1	1	QPSK	25.12	24.88	24.99	23.86	23.54	23.31	27.55	27.27	27.24		
70	1	187		24.82	24.87	24.75	23.24	23.31	22.98	27.11	27.17	26.96		
70	90	45		24.97	24.80	24.85	23.62	23.41	23.27	27.36	27.17	27.14		
70	1	1	16-QAM	24.03	23.91	23.93	22.65	22.38	22.53	26.40	26.22	26.30	29.09	0.8110
70	1	187		23.81	23.82	23.52	22.06	22.56	22.21	26.03	26.25	25.92		
70	90	45		23.92	23.86	23.88	22.61	22.35	22.21	26.32	26.18	26.14		
Limit	EIRP < 2W			Result									Pass	



NR n41 HPUE Maximum Average Power [dBm], DG = 2.69 dBi														
BW (MHz)	RB Size	RB Offset	Mod	Antenna 2			Antenna 5			Combine			EIRP (dBm)	EIRP (W)
				Lowest	Middle	Highest	Lowest	Middle	Highest	Lowest	Middle	Highest		
80	1	1	BPSK	25.05	24.96	25.03	23.88	23.23	23.34	27.51	27.19	27.28	30.21	1.0495
80	1	215		24.72	24.91	24.81	23.06	23.38	23.01	26.98	27.22	27.01		
80	108	54		24.84	24.85	24.92	23.46	23.18	23.41	27.21	27.11	27.24		
80	1	1	QPSK	25.08	25.04	25.02	23.86	23.23	23.35	27.52	27.24	27.28		
80	1	215		24.71	24.88	24.75	23.19	23.35	22.96	27.03	27.19	26.96		
80	108	54		24.82	24.88	24.92	23.41	23.31	23.38	27.18	27.18	27.23		
80	1	1	16-QAM	24.03	23.95	24.04	22.61	22.18	22.41	26.39	26.16	26.31	29.08	0.8091
80	1	215		23.84	23.91	23.81	22.06	22.42	22.25	26.05	26.24	26.11		
80	108	54		23.85	23.89	23.89	22.47	22.35	22.42	26.22	26.20	26.23		
Limit	EIRP < 2W			Result									Pass	

NR n41 HPUE Maximum Average Power [dBm], DG = 2.69 dBi														
BW (MHz)	RB Size	RB Offset	Mod	Antenna 2			Antenna 5			Combine			EIRP (dBm)	EIRP (W)
				Lowest	Middle	Highest	Lowest	Middle	Highest	Lowest	Middle	Highest		
90	1	1	BPSK	25.10	25.07	25.07	23.82	23.35	23.32	27.52	27.30	27.29	30.26	1.0617
90	1	243		24.79	24.92	24.84	23.13	23.12	23.02	27.05	27.12	27.03		
90	120	60		24.87	24.88	25.00	23.50	23.30	23.36	27.25	27.17	27.27		
90	1	1	QPSK	25.14	25.03	25.06	23.90	23.42	23.37	27.57	27.31	27.31		
90	1	243		24.78	24.91	24.92	23.03	23.12	22.95	27.00	27.12	27.06		
90	120	60		24.88	24.82	24.95	23.48	23.26	23.36	27.25	27.12	27.24		
90	1	1	16-QAM	24.16	24.14	24.21	22.84	22.61	22.02	26.56	26.45	26.26	29.25	0.8414
90	1	243		23.91	24.02	24.00	22.10	21.96	21.79	26.11	26.12	26.04		
90	120	60		23.92	23.76	23.94	22.45	22.31	22.40	26.26	26.11	26.25		
Limit	EIRP < 2W			Result									Pass	

NR n41 HPUE Maximum Average Power [dBm], DG = 2.69 dBi														
BW (MHz)	RB Size	RB Offset	Mod	Antenna 2			Antenna 5			Combine			EIRP (dBm)	EIRP (W)
				Lowest	Middle	Highest	Lowest	Middle	Highest	Lowest	Middle	Highest		
100	1	1	BPSK	25.24	25.12	25.11	23.84	23.42	23.25	27.61	27.36	27.29	30.30	1.0715
100	1	271		24.86	24.98	24.85	23.05	23.06	22.99	27.06	27.14	27.03		
100	135	67		24.77	24.84	24.87	23.31	23.33	23.36	27.11	27.16	27.19		
100	1	1	QPSK	25.16	25.20	25.13	23.83	23.42	22.35	27.56	27.41	26.97		
100	1	271		24.77	24.92	24.92	23.02	23.14	23.10	26.99	27.13	27.11		
100	135	67		24.77	24.83	24.88	23.28	23.29	23.33	27.10	27.14	27.18		
100	1	1	16-QAM	24.32	24.12	23.99	22.73	22.26	22.25	26.61	26.30	26.22	29.30	0.8511
100	1	271		23.81	23.83	23.94	22.37	22.11	22.25	26.16	26.06	26.19		
100	135	67		23.75	23.90	23.86	22.29	22.24	22.35	26.09	26.16	26.18		
Limit	EIRP < 2W			Result									Pass	



NR n41 HPUE Maximum Average Power [dBm], DG = 3.7 dBi														
BW (MHz)	RB Size	RB Offset	Mod	Antenna 0			Antenna 1			Combine			EIRP (dBm)	EIRP (W)
				Lowest	Middle	Highest	Lowest	Middle	Highest	Lowest	Middle	Highest		
10	1	1	BPSK	24.13	23.81	24.26	25.57	25.03	24.78	27.92	27.47	27.54	31.62	1.4521
10	1	22		24.07	23.81	24.27	25.59	25.01	24.62	27.91	27.46	27.46		
10	12	6		24.06	23.85	24.31	25.41	25.06	24.61	27.80	27.51	27.47		
10	1	1	QPSK	24.08	23.81	24.32	25.42	25.04	24.78	27.81	27.48	27.57		
10	1	22		24.12	23.83	24.22	25.47	24.95	24.74	27.86	27.44	27.50		
10	12	6		24.04	23.84	24.32	25.36	25.03	24.71	27.76	27.49	27.53		
10	1	1	16-QAM	23.12	22.85	23.34	24.68	24.06	23.78	26.98	26.51	26.58	30.72	1.1803
10	1	22		23.24	22.94	23.35	24.67	24.05	23.72	27.02	26.54	26.55		
10	12	6		23.06	22.83	23.32	24.35	24.03	23.75	26.76	26.48	26.55		
Limit	EIRP < 2W			Result									Pass	

NR n41 HPUE Maximum Average Power [dBm], DG = 3.7 dBi														
BW (MHz)	RB Size	RB Offset	Mod	Antenna 0			Antenna 1			Combine			EIRP (dBm)	EIRP (W)
				Lowest	Middle	Highest	Lowest	Middle	Highest	Lowest	Middle	Highest		
15	1	1	BPSK	23.82	23.82	24.35	25.21	25.06	24.82	27.58	27.49	27.60	31.41	1.3836
15	1	36		23.66	23.86	24.38	24.95	24.97	24.90	27.36	27.46	27.66		
15	18	9		23.78	23.84	24.41	25.09	25.01	24.92	27.49	27.47	27.68		
15	1	1	QPSK	23.84	23.82	24.42	25.15	25.11	24.94	27.55	27.52	27.70		
15	1	36		23.69	23.87	24.43	24.91	25.07	24.88	27.35	27.52	27.67		
15	18	9		23.79	23.86	24.45	25.02	25.02	24.94	27.46	27.49	27.71		
15	1	1	16-QAM	22.74	22.85	23.75	23.74	23.61	23.86	26.28	26.26	26.82	30.54	1.1324
15	1	36		22.58	22.98	23.72	23.62	23.96	23.94	26.14	26.51	26.84		
15	18	9		22.74	22.89	23.50	24.08	23.99	23.89	26.47	26.49	26.71		
Limit	EIRP < 2W			Result									Pass	

NR n41 HPUE Maximum Average Power [dBm], DG = 3.7 dBi														
BW (MHz)	RB Size	RB Offset	Mod	Antenna 0			Antenna 1			Combine			EIRP (dBm)	EIRP (W)
				Lowest	Middle	Highest	Lowest	Middle	Highest	Lowest	Middle	Highest		
20	1	1	BPSK	23.88	23.80	24.32	25.21	24.86	24.86	27.61	27.37	27.61	31.45	1.3964
20	1	49		23.93	23.85	24.37	25.35	24.97	24.85	27.71	27.46	27.63		
20	25	12		24.15	23.85	24.42	25.25	24.97	24.87	27.75	27.46	27.66		
20	1	1	QPSK	23.96	23.78	24.38	25.33	25.08	24.89	27.71	27.49	27.65		
20	1	49		23.98	23.87	24.36	25.26	24.99	24.84	27.68	27.48	27.62		
20	25	12		23.94	23.85	24.41	25.31	25.06	24.81	27.69	27.51	27.62		
20	1	1	16-QAM	22.93	22.92	23.57	24.31	24.14	23.86	26.68	26.58	26.73	30.43	1.1041
20	1	49		22.85	22.94	23.57	24.25	24.01	23.84	26.62	26.52	26.72		
20	25	12		22.95	22.78	23.38	24.25	24.01	23.92	26.66	26.45	26.67		
Limit	EIRP < 2W			Result									Pass	

NR n41 HPUE Maximum Average Power [dBm], DG = 3.7 dBi														
BW (MHz)	RB Size	RB Offset	Mod	Antenna 0			Antenna 1			Combine			EIRP (dBm)	EIRP (W)
				Lowest	Middle	Highest	Lowest	Middle	Highest	Lowest	Middle	Highest		
30	1	1	BPSK	24.05	23.81	24.42	25.36	25.06	24.94	27.76	27.49	27.70	31.51	1.4158
30	1	76		23.99	23.88	24.52	25.18	24.94	24.86	27.64	27.45	27.70		
30	36	18		24.09	23.85	24.45	25.37	25.01	24.94	27.79	27.48	27.71		
30	1	1	QPSK	24.10	23.82	24.45	25.41	25.08	24.97	27.81	27.51	27.73		
30	1	76		24.01	23.87	24.53	25.21	24.96	24.87	27.66	27.46	27.71		
30	36	18		24.07	23.86	24.47	25.33	25.01	24.93	27.76	27.48	27.72		
30	1	1	16-QAM	22.94	22.86	23.64	24.36	24.21	23.90	26.72	26.60	26.78	30.52	1.1272
30	1	76		22.94	22.94	23.68	24.09	24.02	23.84	26.56	26.52	26.77		
30	36	18		23.06	22.82	23.51	24.35	24.01	24.09	26.76	26.47	26.82		
Limit	EIRP < 2W			Result									Pass	



NR n41 HPUE Maximum Average Power [dBm], DG = 3.7 dBi														
BW (MHz)	RB Size	RB Offset	Mod	Antenna 0			Antenna 1			Combine			EIRP (dBm)	EIRP (W)
				Lowest	Middle	Highest	Lowest	Middle	Highest	Lowest	Middle	Highest		
40	1	1	BPSK	24.08	23.84	24.25	25.45	25.10	24.81	27.83	27.53	27.55	31.53	1.4223
40	1	104		23.72	23.85	24.42	24.94	24.94	24.74	27.38	27.44	27.59		
40	50	25		23.98	23.84	24.41	25.23	25.09	24.85	27.66	27.52	27.65		
40	1	1	QPSK	24.03	23.92	24.24	25.35	25.04	24.80	27.75	27.53	27.54		
40	1	104		23.76	23.87	24.37	24.99	24.94	24.76	27.43	27.45	27.58		
40	50	25		23.97	23.83	24.41	25.24	25.07	24.87	27.66	27.50	27.66		
40	1	1	16-QAM	22.94	23.19	23.02	24.55	23.34	23.86	26.83	26.28	26.47	30.81	1.2050
40	1	104		22.57	22.82	23.31	23.91	23.96	24.00	26.30	26.44	26.68		
40	50	25		23.97	22.86	23.41	24.23	24.11	23.81	27.11	26.54	26.62		
Limit	EIRP < 2W			Result									Pass	

NR n41 HPUE Maximum Average Power [dBm], DG = 3.7 dBi														
BW (MHz)	RB Size	RB Offset	Mod	Antenna 0			Antenna 1			Combine			EIRP (dBm)	EIRP (W)
				Lowest	Middle	Highest	Lowest	Middle	Highest	Lowest	Middle	Highest		
50	1	1	BPSK	24.09	23.86	24.19	25.51	24.96	24.95	27.87	27.46	27.60	31.60	1.4454
50	1	131		23.74	23.96	24.46	24.91	25.03	24.75	27.37	27.54	27.62		
50	64	32		24.06	23.86	24.49	25.21	25.03	24.97	27.68	27.49	27.75		
50	1	1	QPSK	24.09	23.83	24.21	25.56	24.95	24.96	27.90	27.44	27.61		
50	1	131		23.81	23.92	24.52	24.80	25.05	24.73	27.34	27.53	27.64		
50	64	32		24.08	23.82	24.47	25.29	25.02	24.94	27.74	27.47	27.72		
50	1	1	16-QAM	23.11	23.01	23.48	24.38	23.77	24.26	26.80	26.42	26.90	30.60	1.1482
50	1	131		22.81	23.09	23.51	23.71	23.98	23.71	26.29	26.57	26.62		
50	64	32		23.01	22.87	23.51	24.33	24.04	23.98	26.73	26.50	26.76		
Limit	EIRP < 2W			Result									Pass	

NR n41 HPUE Maximum Average Power [dBm], DG = 3.7 dBi														
BW (MHz)	RB Size	RB Offset	Mod	Antenna 0			Antenna 1			Combine			EIRP (dBm)	EIRP (W)
				Lowest	Middle	Highest	Lowest	Middle	Highest	Lowest	Middle	Highest		
60	1	1	BPSK	24.01	23.91	24.15	25.24	24.85	24.95	27.68	27.42	27.58	31.50	1.4125
60	1	160		23.64	23.88	24.39	24.68	25.06	24.57	27.20	27.52	27.49		
60	81	40		23.95	23.87	24.41	25.09	25.03	24.83	27.57	27.50	27.64		
60	1	1	QPSK	24.10	23.92	24.12	25.39	25.13	24.87	27.80	27.58	27.52		
60	1	160		23.67	23.98	24.34	24.75	24.75	23.24	27.25	27.39	26.84		
60	81	40		23.94	23.88	24.38	25.09	25.02	24.84	27.56	27.50	27.63		
60	1	1	16-QAM	23.21	22.78	22.96	24.56	23.85	23.93	26.95	26.36	26.48	31.35	1.3646
60	1	160		22.75	22.88	23.38	23.62	24.10	23.78	26.22	26.54	26.59		
60	81	40		22.94	22.85	24.42	24.15	24.03	24.84	26.60	26.49	27.65		
Limit	EIRP < 2W			Result									Pass	

NR n41 HPUE Maximum Average Power [dBm], DG = 3.7 dBi														
BW (MHz)	RB Size	RB Offset	Mod	Antenna 0			Antenna 1			Combine			EIRP (dBm)	EIRP (W)
				Lowest	Middle	Highest	Lowest	Middle	Highest	Lowest	Middle	Highest		
70	1	1	BPSK	24.18	23.95	24.12	25.26	25.15	24.93	27.76	27.60	27.55	31.50	1.4125
70	1	187		23.82	23.98	24.28	24.89	24.82	24.51	27.40	27.43	27.41		
70	90	45		24.02	23.84	24.21	25.18	25.04	24.71	27.65	27.49	27.48		
70	1	1	QPSK	24.12	24.02	24.05	25.37	25.14	24.94	27.80	27.63	27.53		
70	1	187		23.76	24.05	24.32	24.95	24.82	24.56	27.41	27.46	27.45		
70	90	45		24.02	23.89	24.23	25.21	25.03	22.85	27.67	27.51	26.60		
70	1	1	16-QAM	23.46	22.84	23.52	24.68	24.36	24.59	27.12	26.68	27.10	30.82	1.2078
70	1	187		22.60	23.10	23.72	23.74	23.86	24.19	26.22	26.51	26.97		
70	90	45		23.01	22.98	23.18	24.24	24.03	23.74	26.68	26.55	26.48		
Limit	EIRP < 2W			Result									Pass	



NR n41 HPUE Maximum Average Power [dBm], DG = 3.7 dBi														
BW (MHz)	RB Size	RB Offset	Mod	Antenna 0			Antenna 1			Combine			EIRP (dBm)	EIRP (W)
				Lowest	Middle	Highest	Lowest	Middle	Highest	Lowest	Middle	Highest		
80	1	1	BPSK	24.17	24.01	24.05	25.34	25.10	24.98	27.80	27.60	27.55	31.54	1.4256
80	1	215		23.67	24.06	24.41	24.82	24.76	24.59	27.29	27.43	27.51		
80	108	54		23.87	23.89	24.19	25.08	25.04	24.86	27.53	27.51	27.55		
80	1	1	QPSK	24.24	24.04	24.11	25.34	25.12	25.02	27.84	27.62	27.60		
80	1	215		23.68	24.12	24.39	24.84	24.81	24.51	27.31	27.49	27.46		
80	108	54		23.85	23.90	24.17	25.07	25.02	24.86	27.51	27.51	27.54		
80	1	1	16-QAM	23.02	22.95	23.18	24.19	23.93	23.96	26.66	26.48	26.60	30.40	1.0965
80	1	215		22.85	23.38	23.56	23.97	23.98	23.68	26.46	26.70	26.63		
80	108	54		22.84	22.95	23.22	24.10	24.03	23.79	26.53	26.53	26.52		
Limit	EIRP < 2W			Result									Pass	

NR n41 HPUE Maximum Average Power [dBm], DG = 3.7 dBi														
BW (MHz)	RB Size	RB Offset	Mod	Antenna 0			Antenna 1			Combine			EIRP (dBm)	EIRP (W)
				Lowest	Middle	Highest	Lowest	Middle	Highest	Lowest	Middle	Highest		
90	1	1	BPSK	24.18	23.98	24.13	25.42	24.94	25.02	27.85	27.50	27.61	31.55	1.4289
90	1	243		23.75	24.14	24.45	24.85	24.84	24.55	27.35	27.51	27.51		
90	120	60		23.89	23.87	24.24	25.12	24.99	24.93	27.56	27.48	27.61		
90	1	1	QPSK	24.21	23.98	24.10	25.36	24.91	25.02	27.83	27.48	27.59		
90	1	243		23.74	24.12	24.51	24.75	24.87	24.55	27.28	27.52	27.54		
90	120	60		23.85	23.87	24.23	25.13	25.01	24.94	27.55	27.49	27.61		
90	1	1	16-QAM	23.44	22.92	23.55	24.32	23.57	24.12	26.91	26.27	26.85	30.61	1.1508
90	1	243		23.11	23.02	23.48	23.78	23.65	23.52	26.47	26.36	26.51		
90	120	60		22.87	22.87	23.25	24.16	24.01	23.96	26.57	26.49	26.63		
Limit	EIRP < 2W			Result									Pass	

NR n41 HPUE Maximum Average Power [dBm], DG = 3.7 dBi														
BW (MHz)	RB Size	RB Offset	Mod	Antenna 0			Antenna 1			Combine			EIRP (dBm)	EIRP (W)
				Lowest	Middle	Highest	Lowest	Middle	Highest	Lowest	Middle	Highest		
100	1	1	BPSK	24.31	24.08	24.14	25.36	25.15	24.98	27.88	27.66	27.59	31.58	1.4388
100	1	271		23.82	24.21	24.47	24.76	24.71	24.51	27.33	27.48	27.50		
100	135	67		23.75	23.85	24.21	24.98	25.01	25.03	27.42	27.48	27.65		
100	1	1	QPSK	24.25	24.12	24.08	25.30	25.07	25.11	27.82	27.63	27.64		
100	1	271		23.80	24.17	24.44	24.74	24.65	24.52	27.31	27.43	27.49		
100	135	67		23.78	23.86	24.14	24.99	24.99	24.89	27.44	27.47	27.54		
100	1	1	16-QAM	23.35	23.15	23.24	24.35	24.24	24.02	26.89	26.74	26.66	30.59	1.1455
100	1	271		22.95	23.18	23.45	23.92	23.72	23.54	26.47	26.47	26.51		
100	135	67		22.78	22.82	23.14	23.98	23.97	23.85	26.43	26.44	26.52		
Limit	EIRP < 2W			Result									Pass	



FR1 n7

Peak-to-Average Ratio

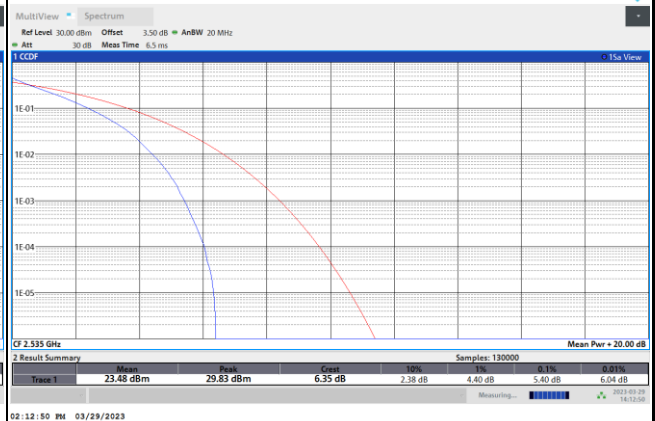
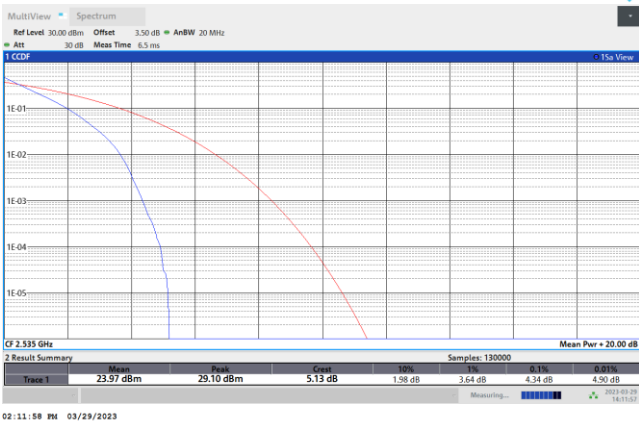
Mode	FR1 n7 / 20MHz / DFT-S OFDM				
Mod.	PI/2 BPSK	QPSK	16QAM	64QAM	Limit: 13dB
RB Size	Full RB	Full RB	Full RB	Full RB	Result
Middle CH	4.34	5.40	6.26	6.48	PASS
Mode	FR1 n7 / 20MHz / DFT-S OFDM				
Mod.	256QAM				Limit: 13dB
RB Size	Full RB				Result
Middle CH	6.42				PASS



FR1 n7 / 20MHz / DFT-S OFDM / Middle Channel / Full RB

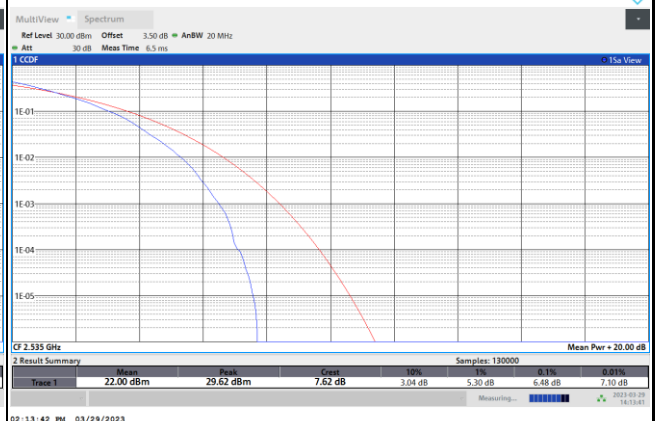
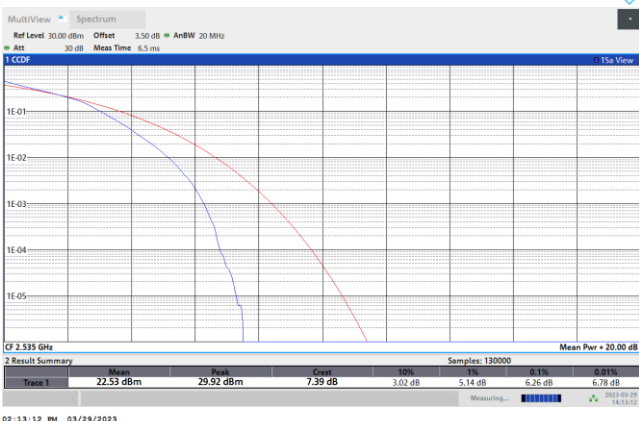
PI/2 BPSK

QPSK

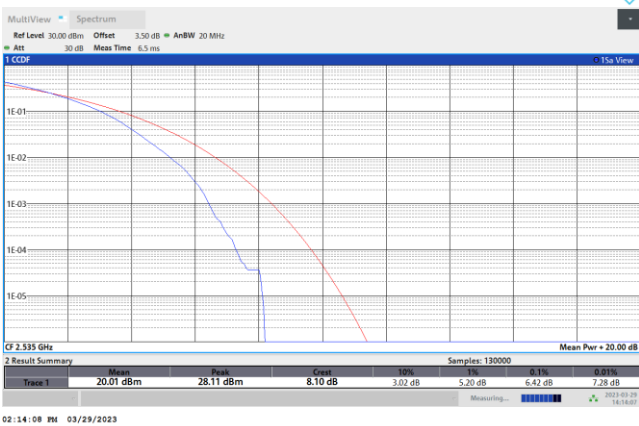


16QAM

64QAM



256QAM





26dB Bandwidth

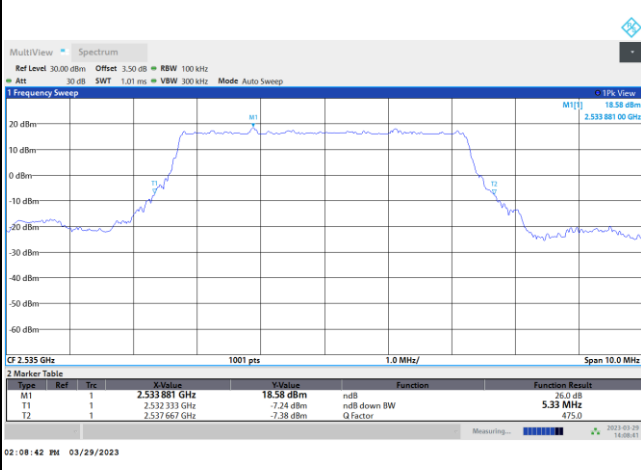
Mode	FR1 n7 : 26dB BW(MHz) / DFT-S OFDM							
BW	5MHz		10MHz		15MHz		20MHz	
Mod.	PI/2 BPSK		PI/2 BPSK		PI/2 BPSK		PI/2 BPSK	
Middle CH	5.34		9.81		14.69		19.34	
BW	25MHz		30MHz		40MHz		50MHz	
Mod.	PI/2 BPSK		PI/2 BPSK		PI/2 BPSK		PI/2 BPSK	
Middle CH	24.68		31.47		43.16		52.85	

Mode	FR1 n7 : 26dB BW(MHz) / CP OFDM							
BW	5MHz		10MHz		15MHz		20MHz	
Mod.	QPSK	16QAM	QPSK	16QAM	QPSK	16QAM	QPSK	16QAM
Middle CH	5.39	5.24	10.27	10.17	15.50	15.41	20.78	21.06
Mod.	64QAM	256QAM	64QAM	256QAM	64QAM	256QAM	64QAM	256QAM
Middle CH	5.47	5.25	10.21	10.15	15.47	15.38	20.90	21.18
BW	25MHz		30MHz		40MHz		50MHz	
Mod.	QPSK	16QAM	QPSK	16QAM	QPSK	16QAM	QPSK	16QAM
Middle CH	25.77	25.52	31.41	31.05	43.08	42.52	52.15	53.35
Mod.	64QAM	256QAM	64QAM	256QAM	64QAM	256QAM	64QAM	256QAM
Middle CH	26.07	25.52	31.53	31.35	43.40	43.08	53.25	52.65



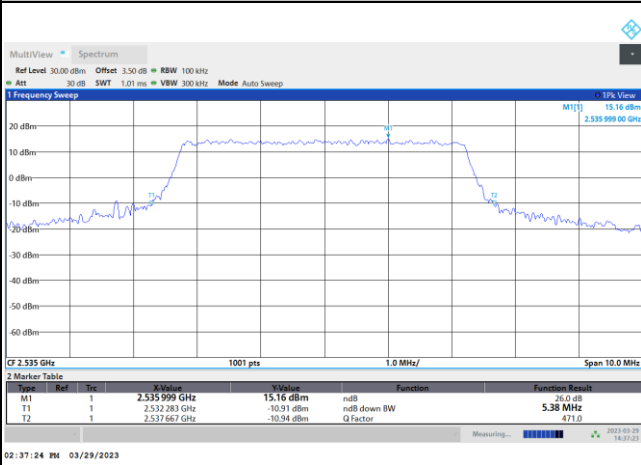
FR1 n7 / 5MHz / DFT-S OFDM / Middle Channel / Full RB

PI/2 BPSK

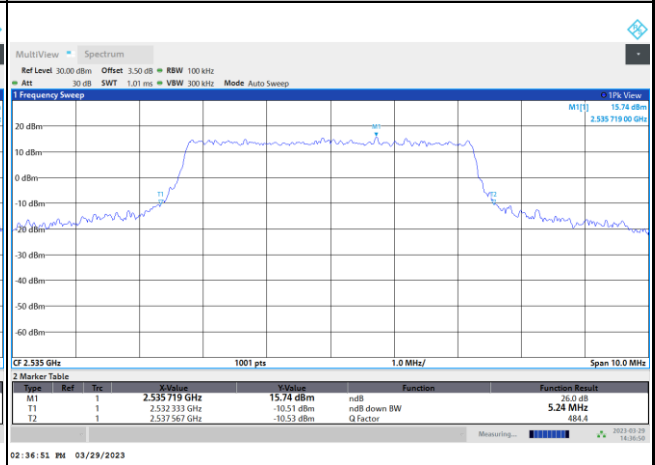


FR1 n7 / 5MHz / CP OFDM / Middle Channel / Full RB

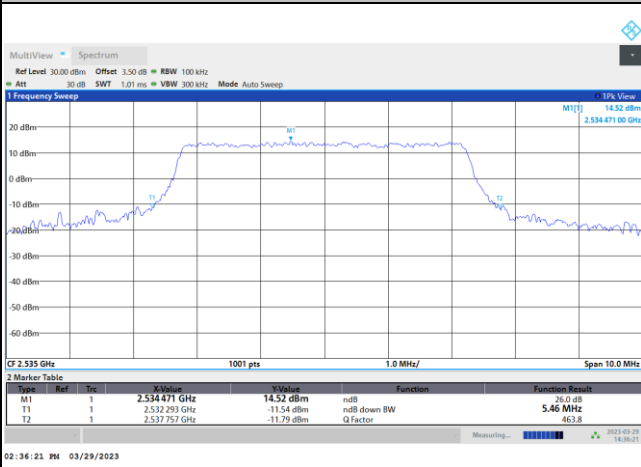
QPSK



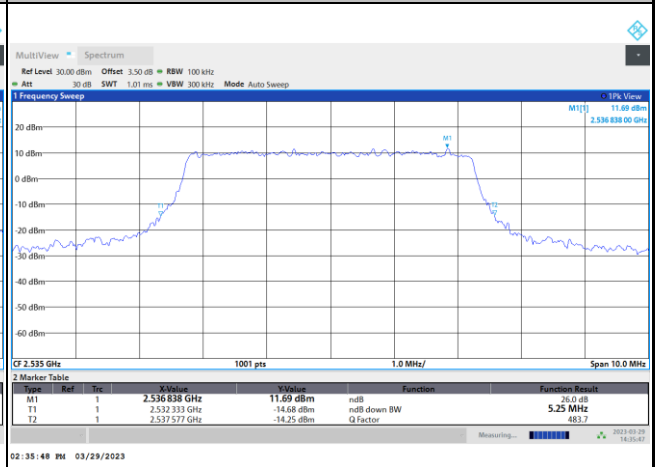
16QAM



64QAM



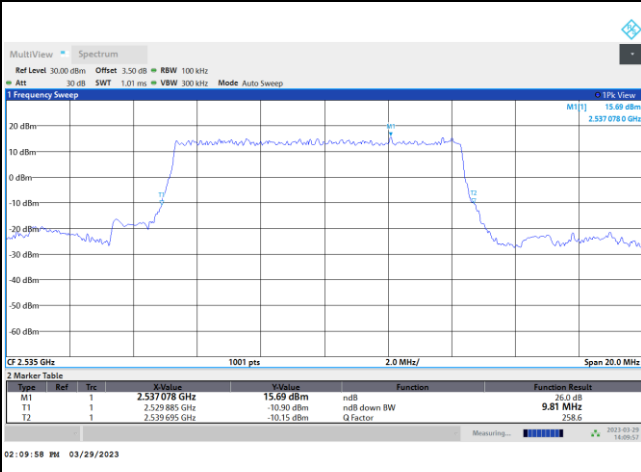
256QAM





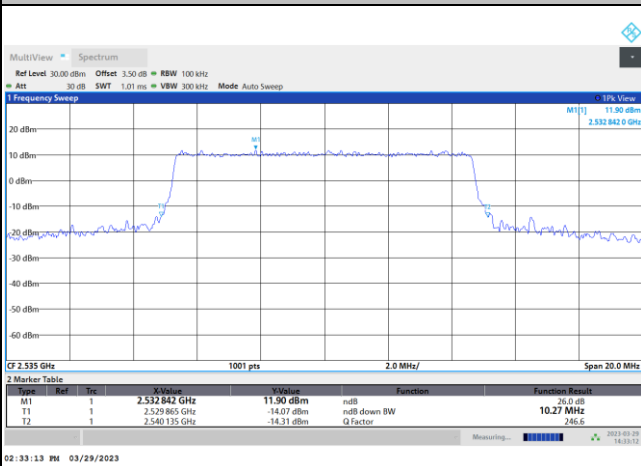
FR1 n7 / 10MHz / DFT-S OFDM / Middle Channel / Full RB

PI/2 BPSK

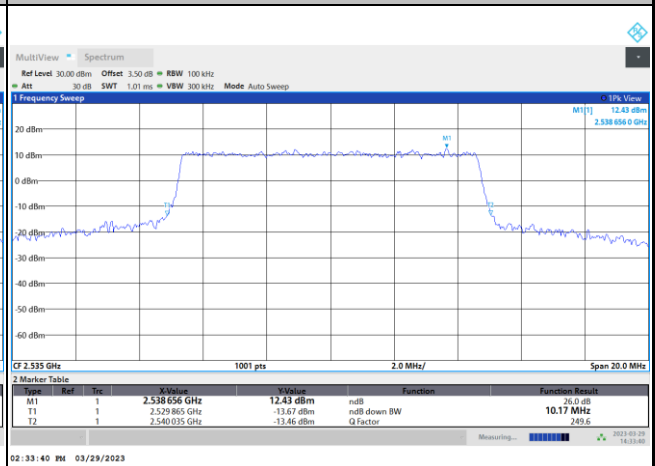


FR1 n7 / 10MHz / CP OFDM / Middle Channel / Full RB

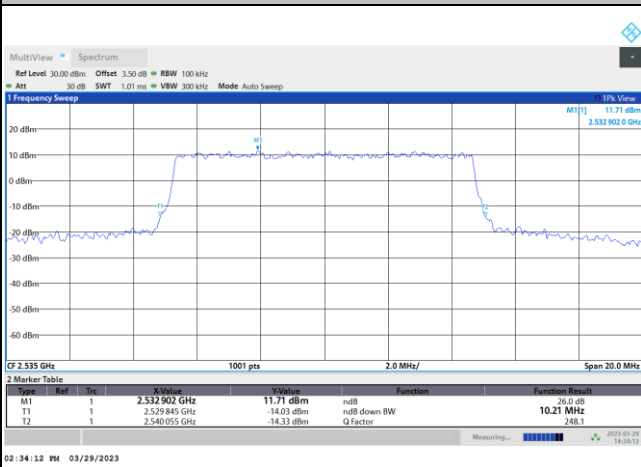
QPSK



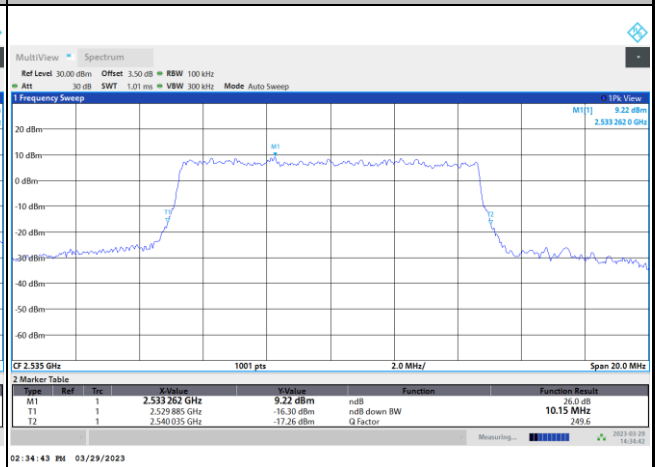
16QAM



64QAM



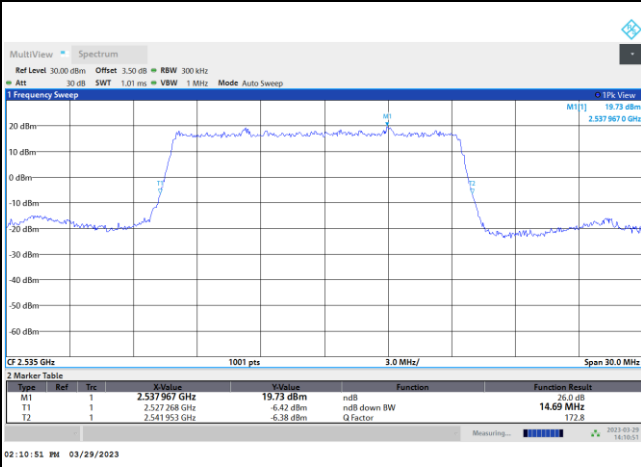
256QAM





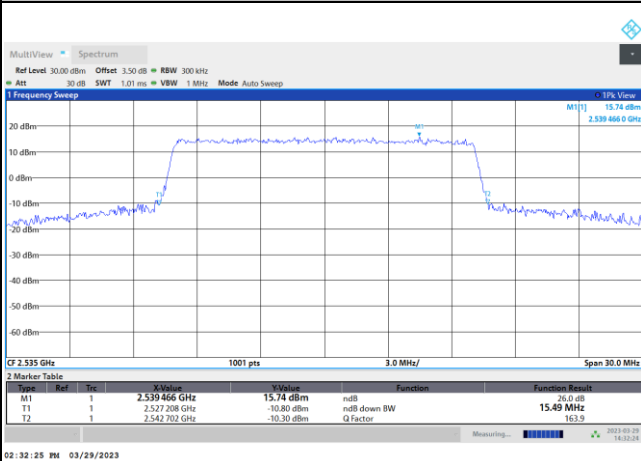
FR1 n7 / 15MHz / DFT-S OFDM / Middle Channel / Full RB

PI/2 BPSK

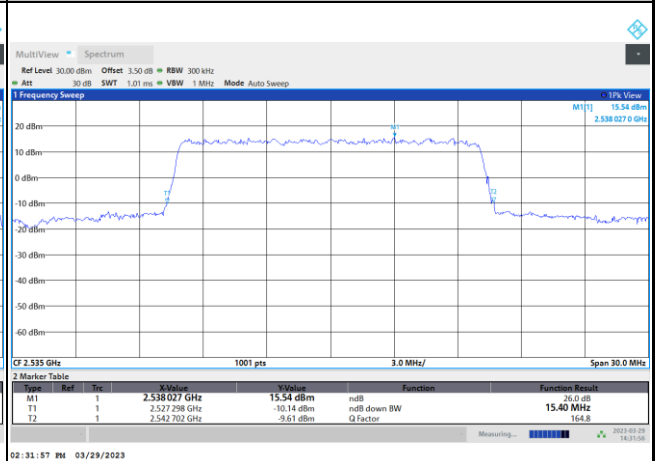


FR1 n7 / 15MHz / CP OFDM / Middle Channel / Full RB

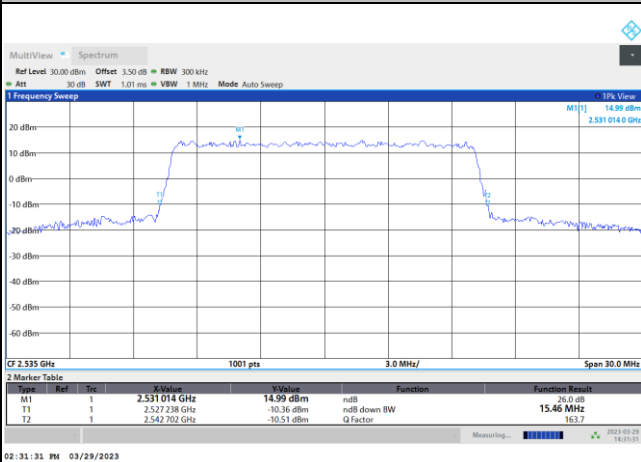
QPSK



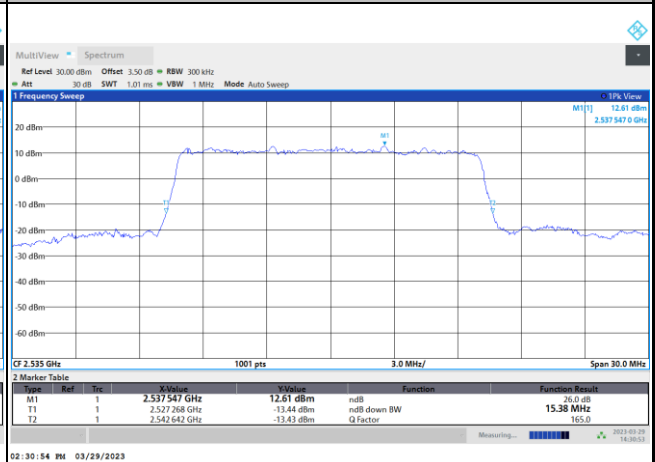
16QAM



64QAM



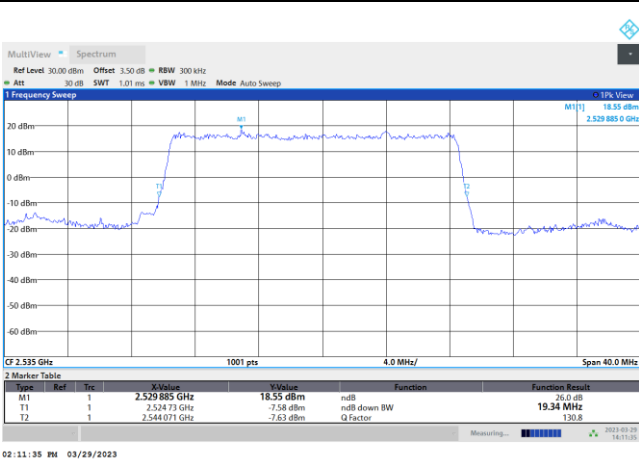
256QAM





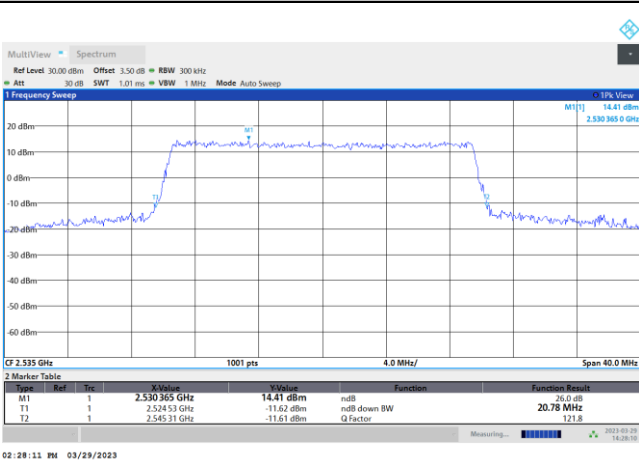
FR1 n7 / 20MHz / DFT-S OFDM / Middle Channel / Full RB

PI/2 BPSK

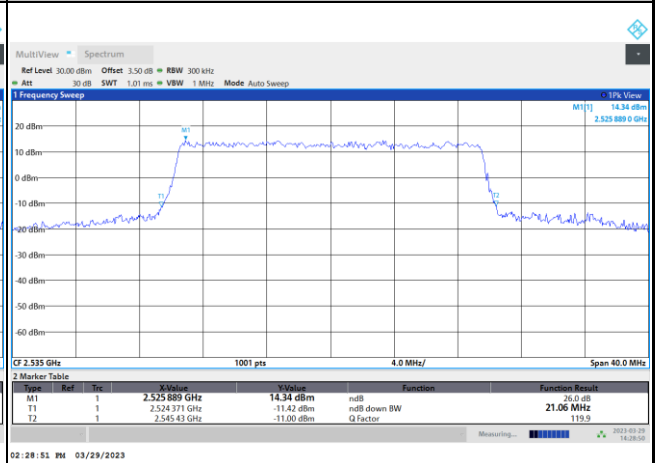


FR1 n7 / 20MHz / CP OFDM / Middle Channel / Full RB

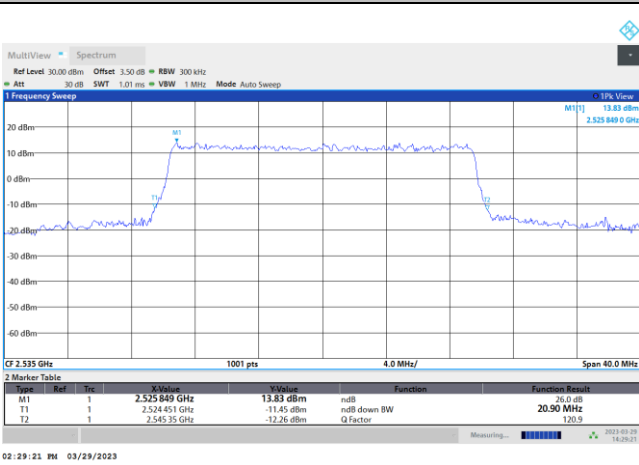
QPSK



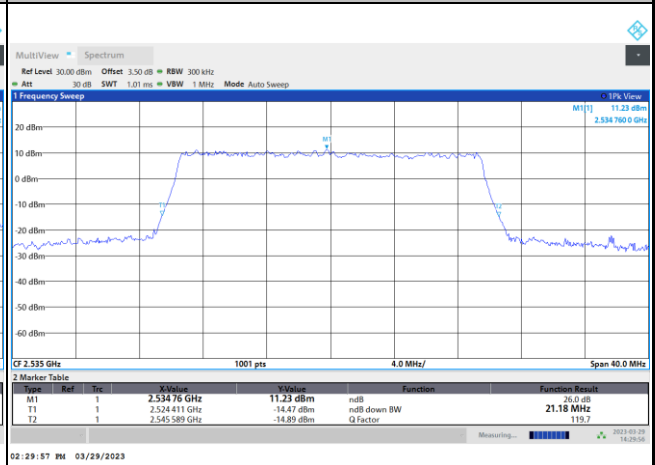
16QAM



64QAM



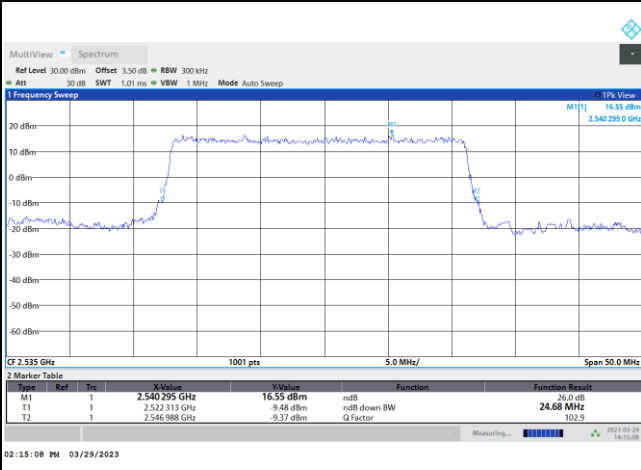
256QAM





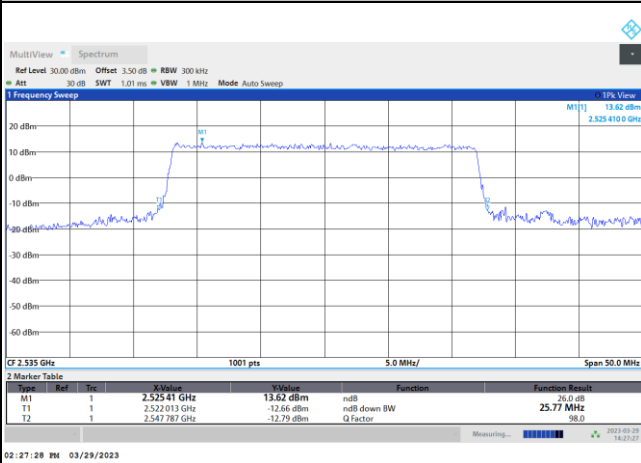
FR1 n7 / 25MHz / DFT-S OFDM / Middle Channel / Full RB

PI/2 BPSK

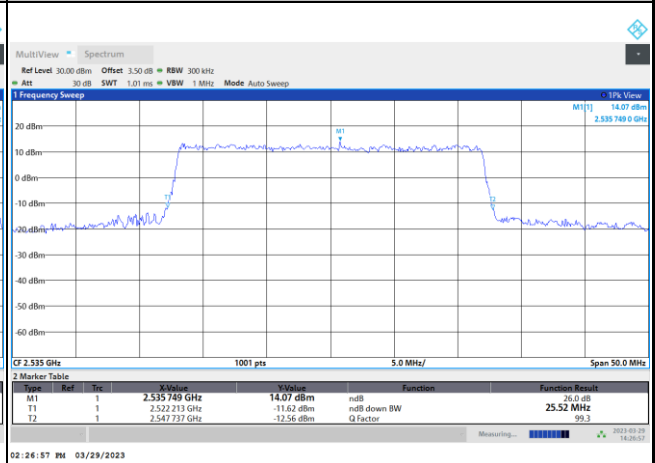


FR1 n7 / 25MHz / CP OFDM / Middle Channel / Full RB

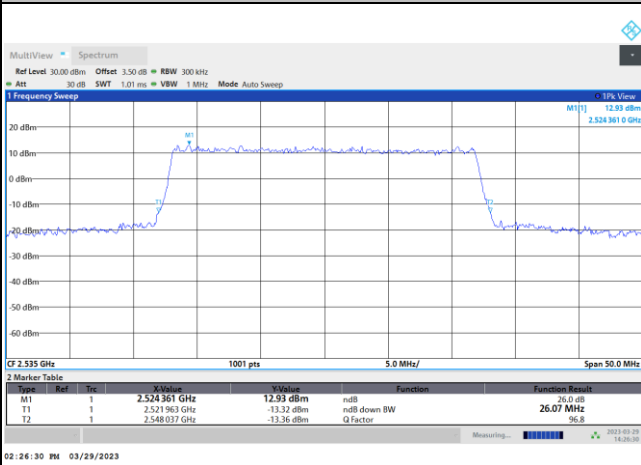
QPSK



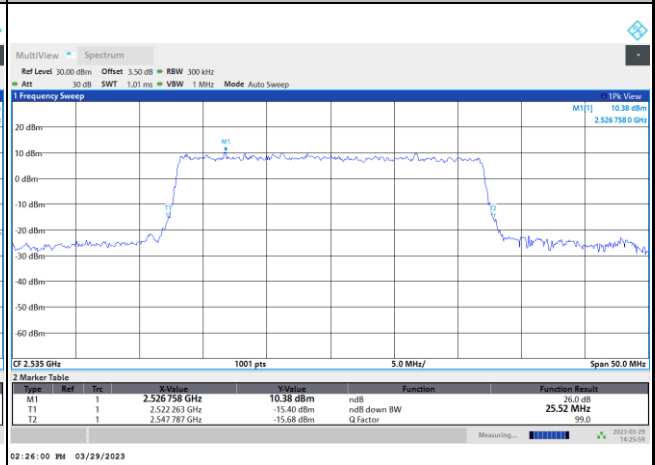
16QAM



64QAM



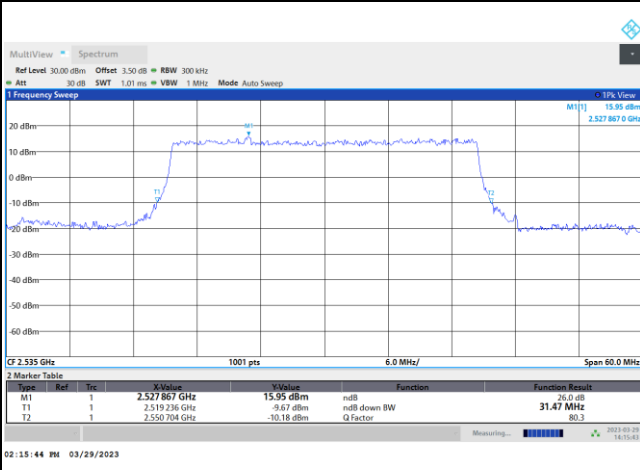
256QAM





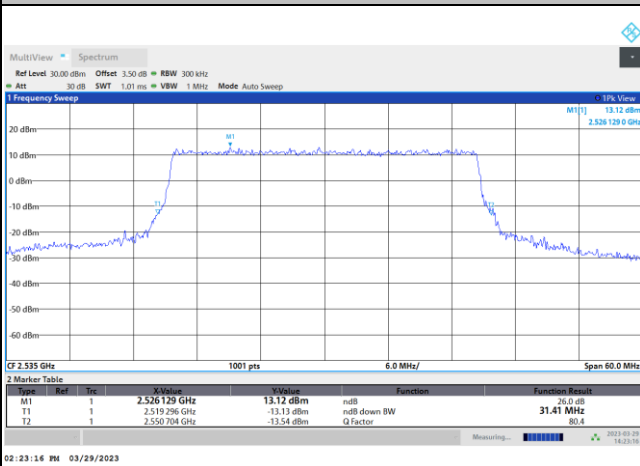
FR1 n7 / 30MHz / DFT-S OFDM / Middle Channel / Full RB

PI/2 BPSK

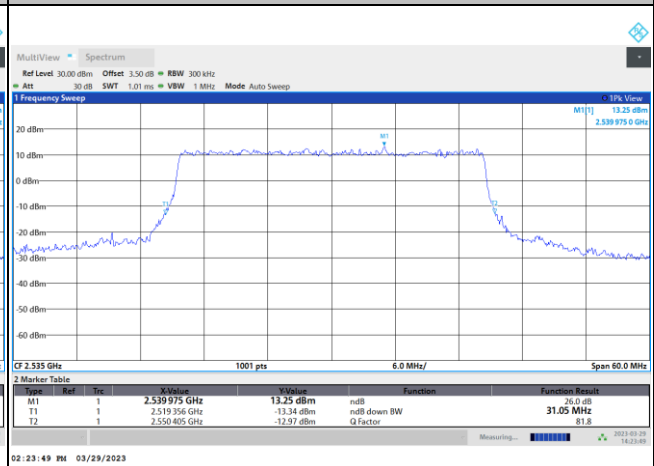


FR1 n7 / 30MHz / CP OFDM / Middle Channel / Full RB

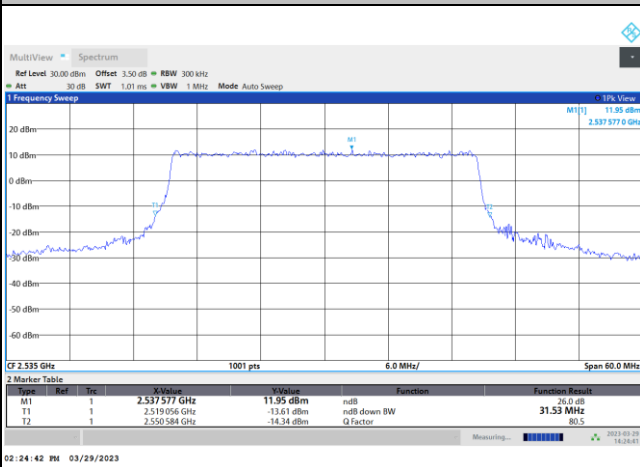
QPSK



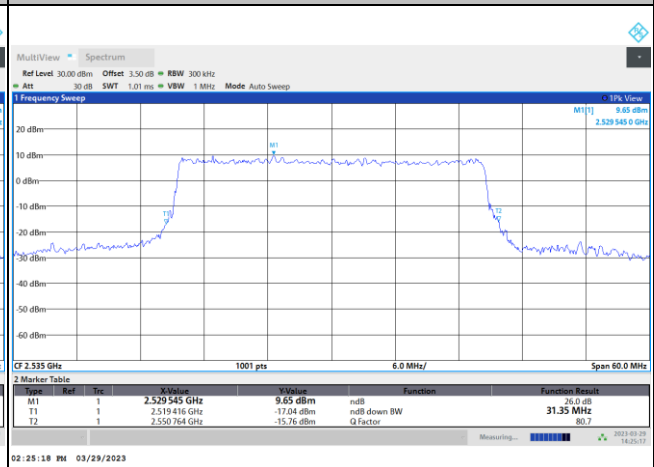
16QAM



64QAM



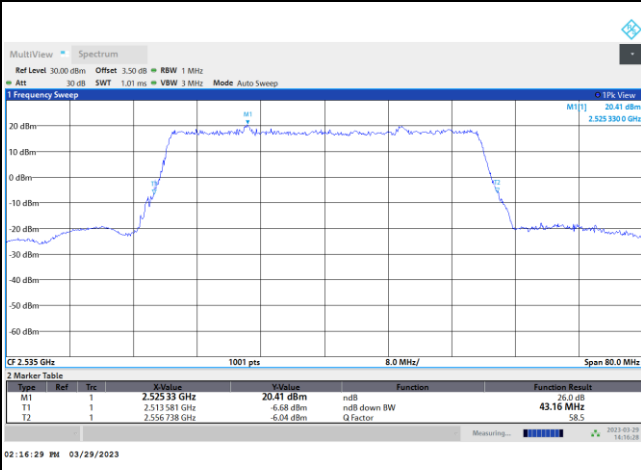
256QAM





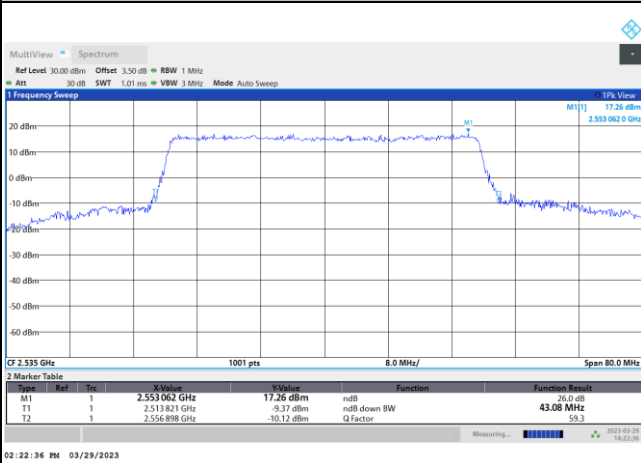
FR1 n7 / 40MHz / DFT-S OFDM / Middle Channel / Full RB

PI/2 BPSK

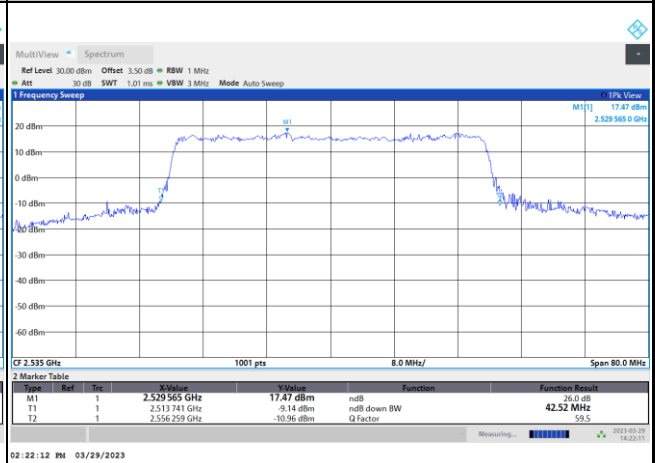


FR1 n7 / 40MHz / CP OFDM / Middle Channel / Full RB

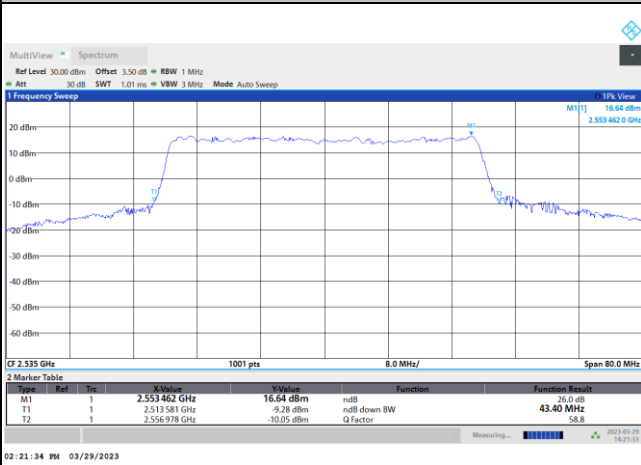
QPSK



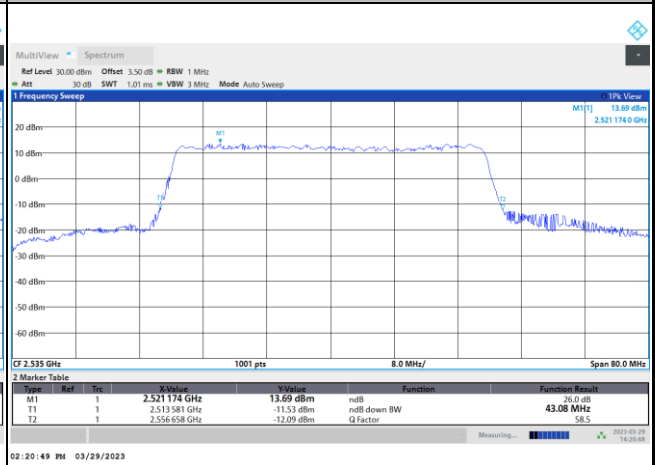
16QAM



64QAM



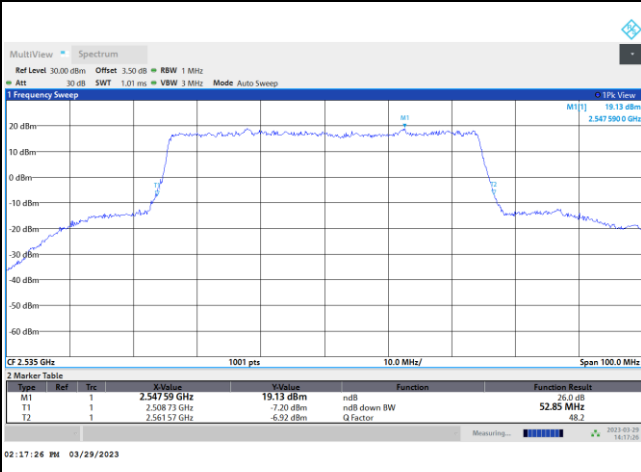
256QAM





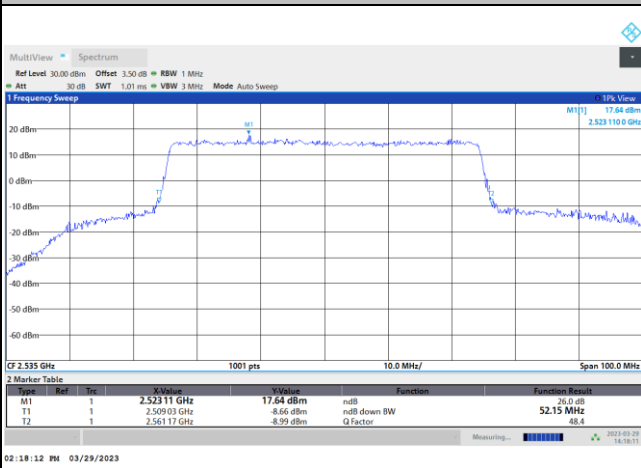
FR1 n7 / 50MHz / DFT-S OFDM / Middle Channel / Full RB

PI/2 BPSK

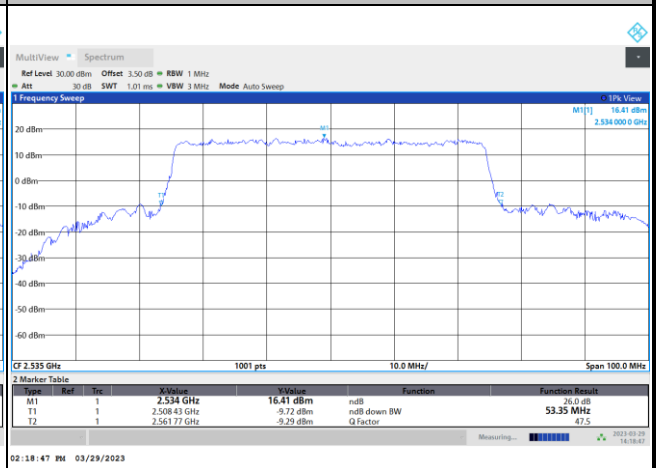


FR1 n7 / 50MHz / CP OFDM / Middle Channel / Full RB

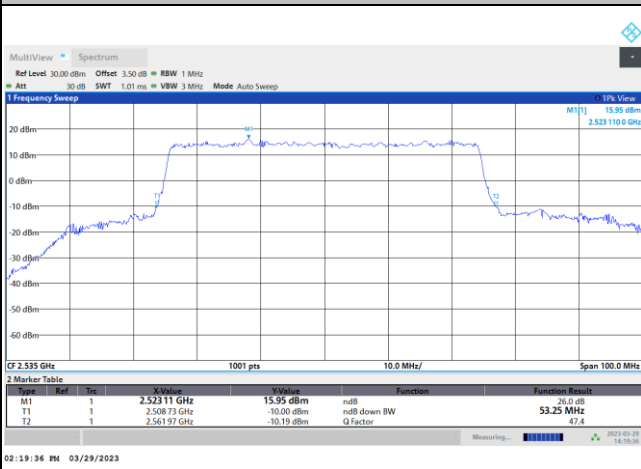
QPSK



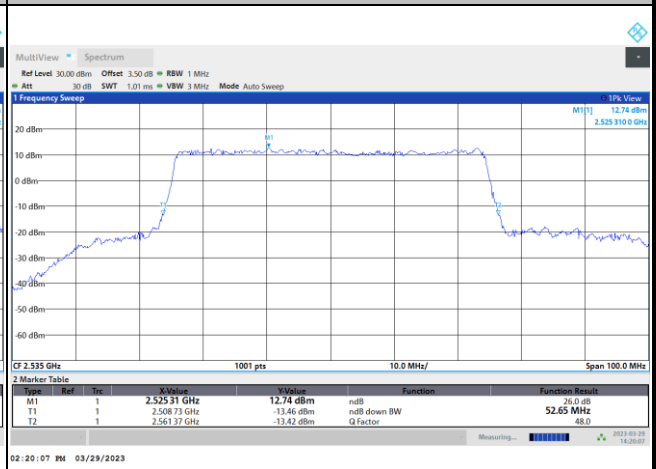
16QAM



64QAM



256QAM





Occupied Bandwidth

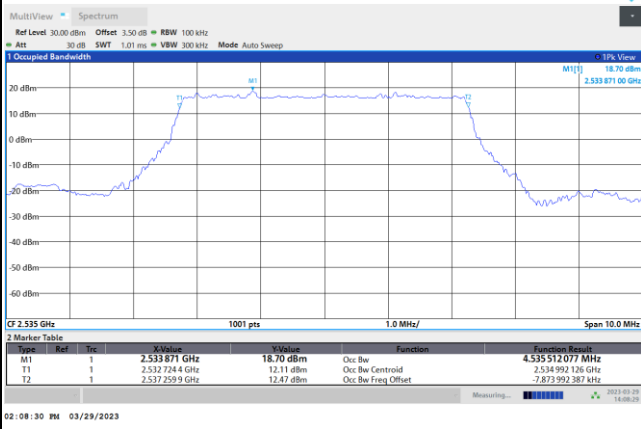
Mode	FR1 n7 : 99%OBW(MHz) / DFT-S OFDM							
BW	5MHz		10MHz		15MHz		20MHz	
Mod.	PI/2 BPSK		PI/2 BPSK		PI/2 BPSK		PI/2 BPSK	
Middle CH	4.53		8.96		13.52		17.93	
BW	25MHz		30MHz		40MHz		50MHz	
Mod.	PI/2 BPSK		PI/2 BPSK		PI/2 BPSK		PI/2 BPSK	
Middle CH	22.93		28.64		39.01		48.59	

Mode	FR1 n7 : 99%OBW (MHz) / CP OFDM							
BW	5MHz		10MHz		15MHz		20MHz	
Mod.	QPSK	16QAM	QPSK	16QAM	QPSK	16QAM	QPSK	16QAM
Middle CH	4.55	4.52	9.31	9.31	14.18	14.18	19.03	19.02
Mod.	64QAM	256QAM	64QAM	256QAM	64QAM	256QAM	64QAM	256QAM
Middle CH	4.53	4.50	9.30	9.30	14.20	14.15	19.00	19.02
BW	25MHz		30MHz		40MHz		50MHz	
Mod.	QPSK	16QAM	QPSK	16QAM	QPSK	16QAM	QPSK	16QAM
Middle CH	23.81	23.80	28.58	28.57	39.05	39.01	48.58	48.62
Mod.	64QAM	256QAM	64QAM	256QAM	64QAM	256QAM	64QAM	256QAM
Middle CH	23.82	23.77	28.62	28.61	39.04	38.96	48.44	48.39



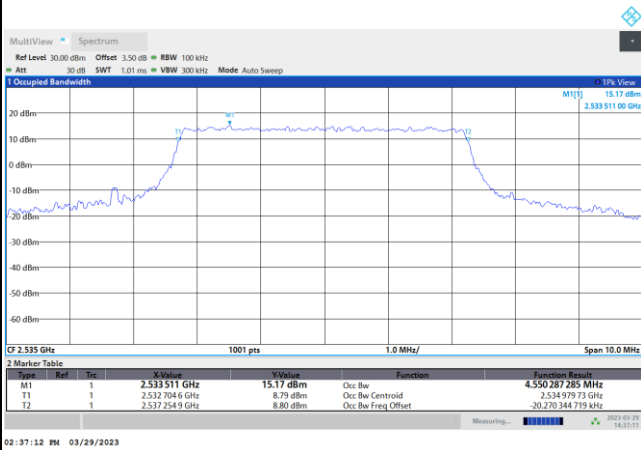
FR1 n7 / 5MHz / DFT-S OFDM / Middle Channel / Full RB

PI/2 BPSK

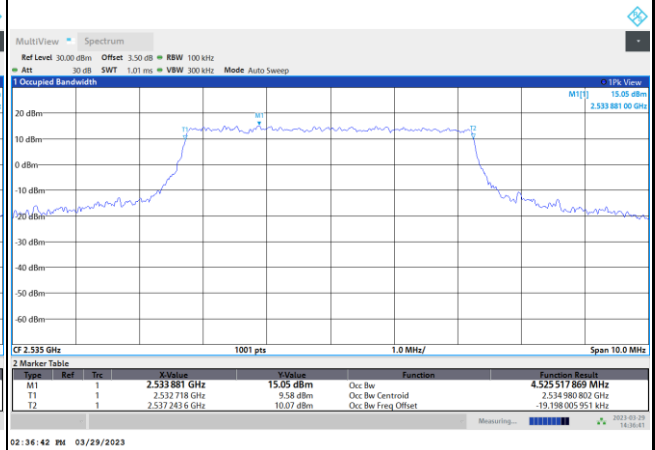


FR1 n7 / 5MHz / CP OFDM / Middle Channel / Full RB

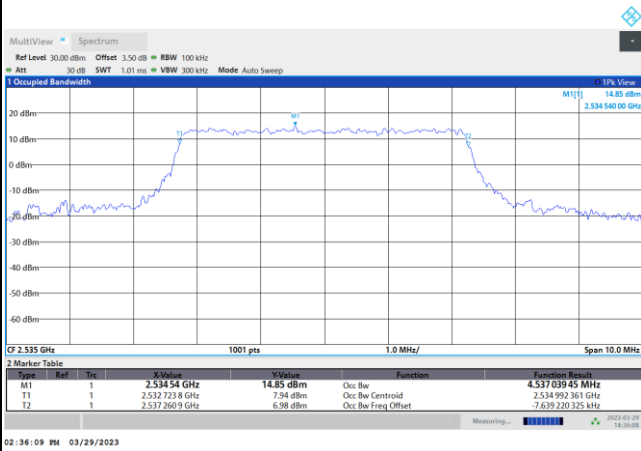
QPSK



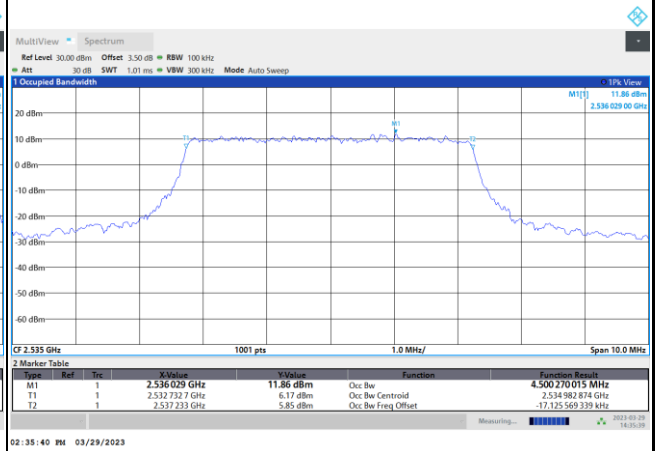
16QAM



64QAM



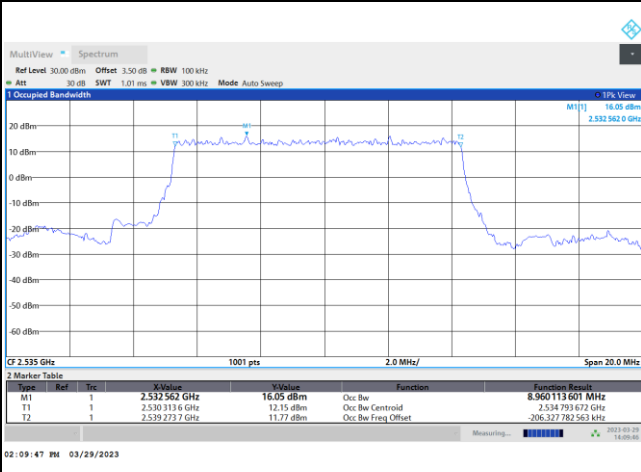
256QAM





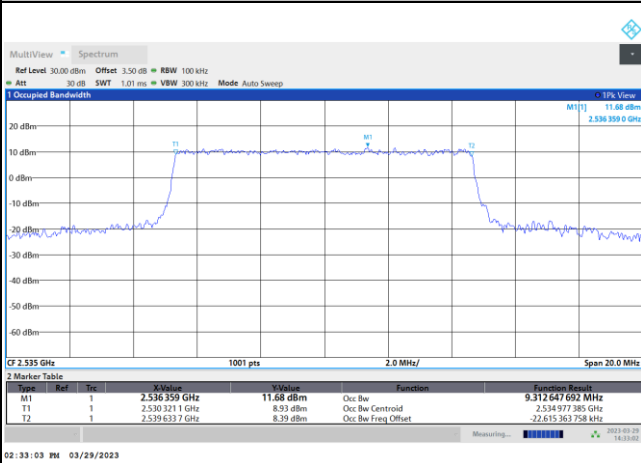
FR1 n7 / 10MHz / DFT-S OFDM / Middle Channel / Full RB

PI/2 BPSK

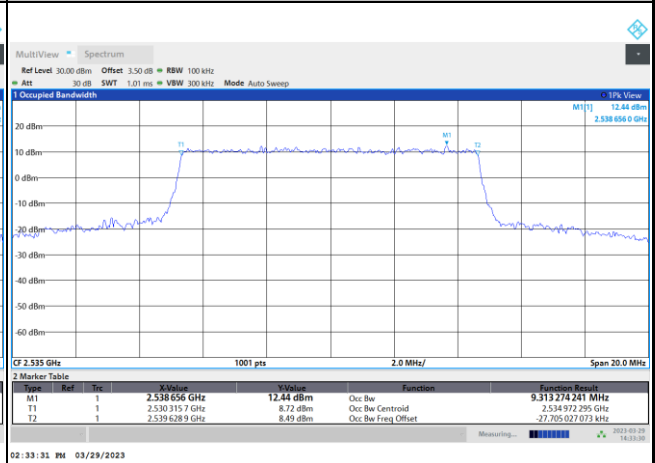


FR1 n7 / 10MHz / CP OFDM / Middle Channel / Full RB

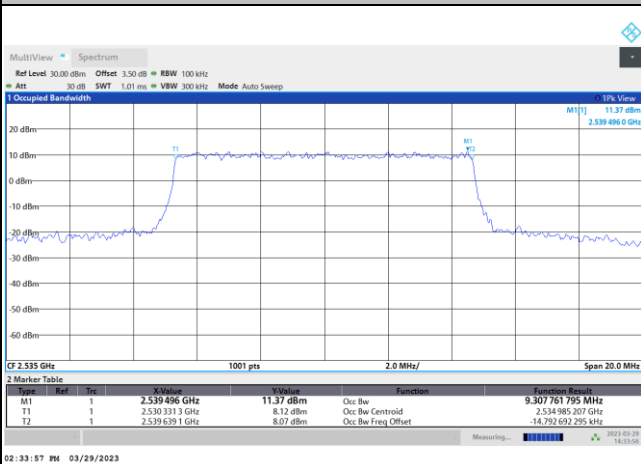
QPSK



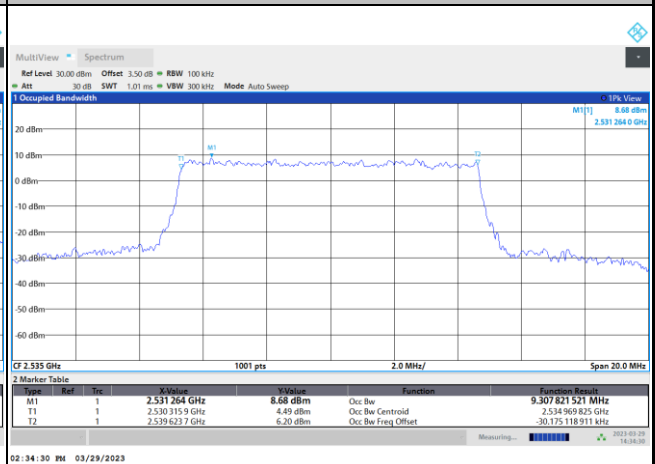
16QAM



64QAM



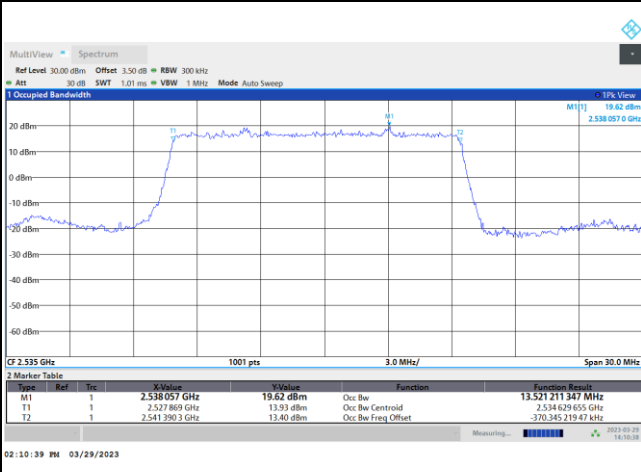
256QAM





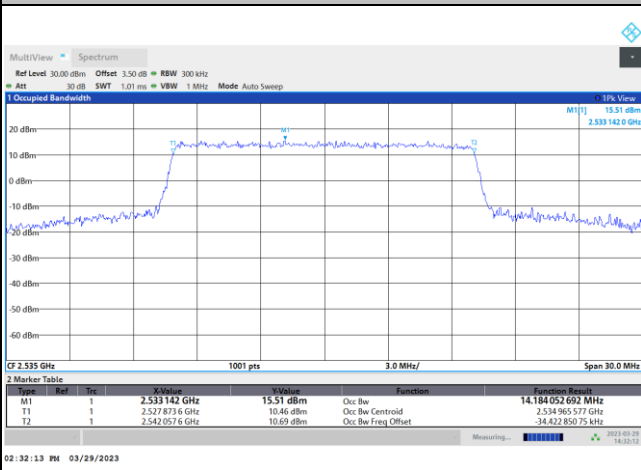
FR1 n7 / 15MHz / DFT-S OFDM / Middle Channel / Full RB

PI/2 BPSK

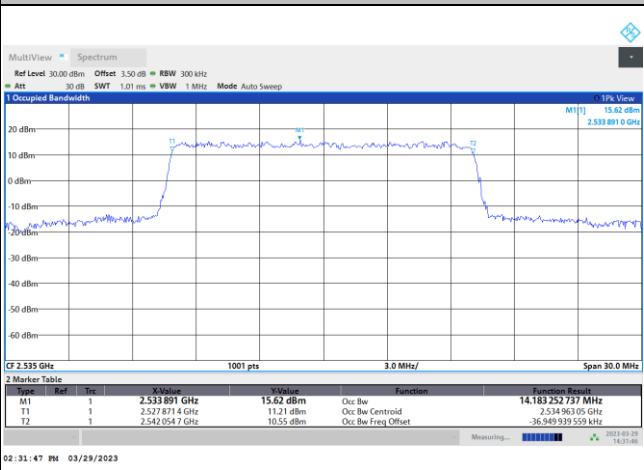


FR1 n7 / 15MHz / CP OFDM / Middle Channel / Full RB

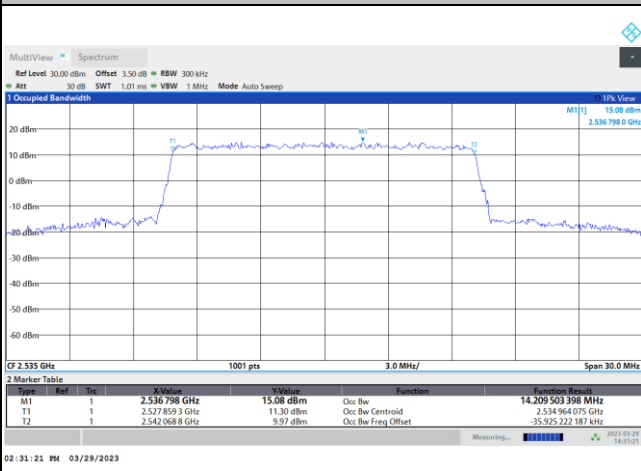
QPSK



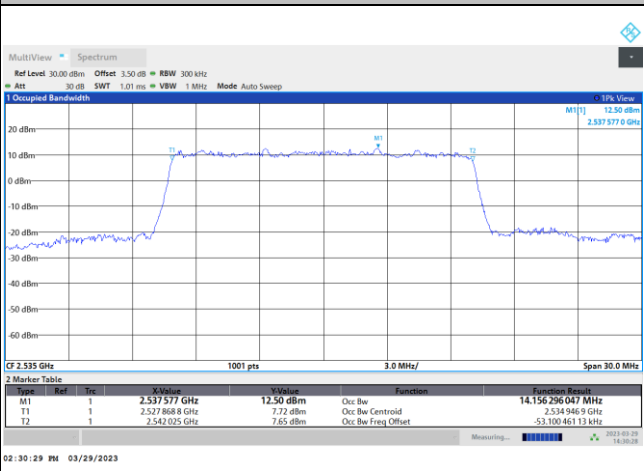
16QAM



64QAM



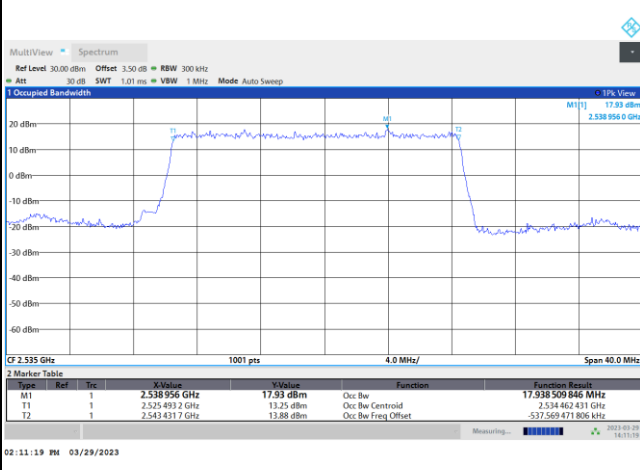
256QAM





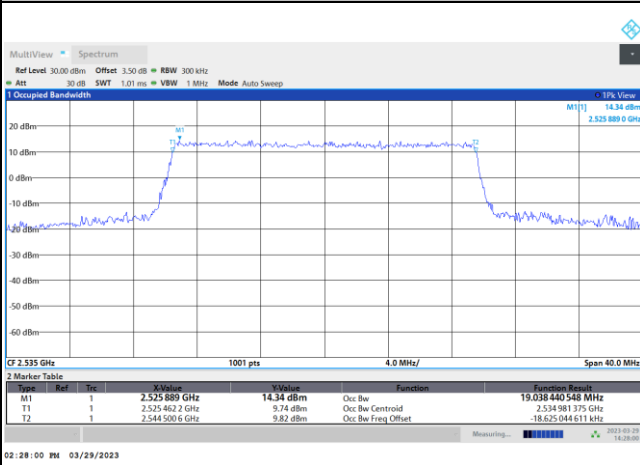
FR1 n7 / 20MHz / DFT-S OFDM / Middle Channel / Full RB

PI/2 BPSK

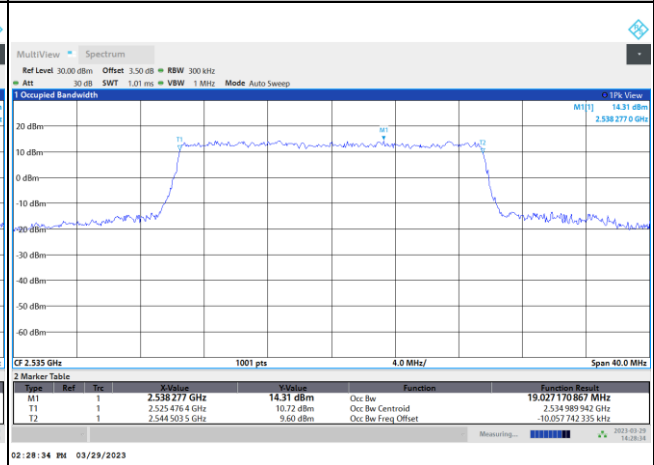


FR1 n7 / 20MHz / CP OFDM / Middle Channel / Full RB

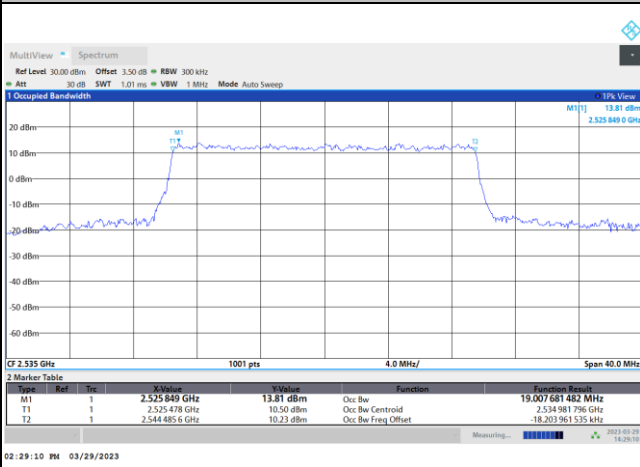
QPSK



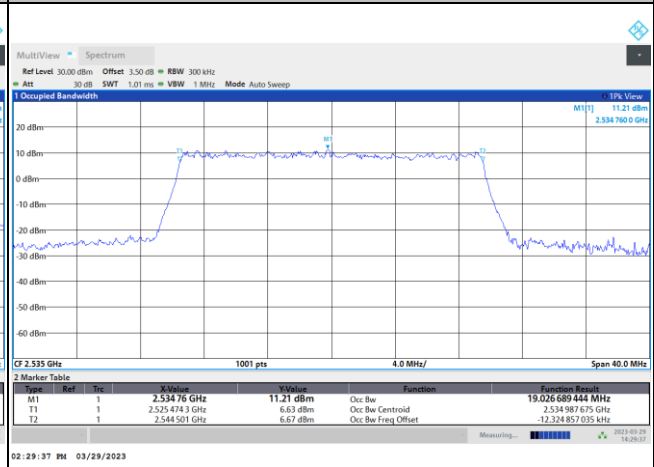
16QAM



64QAM



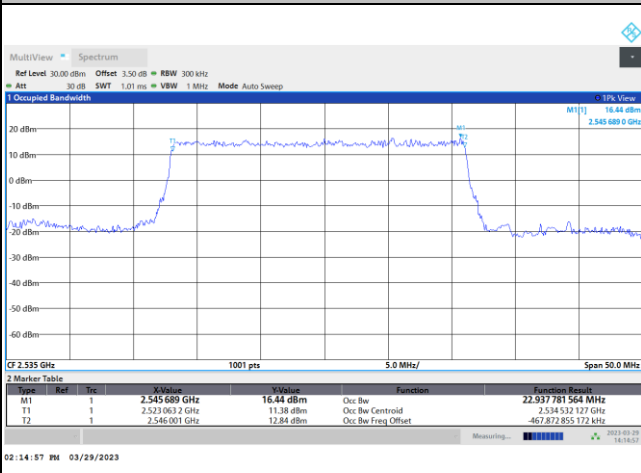
256QAM





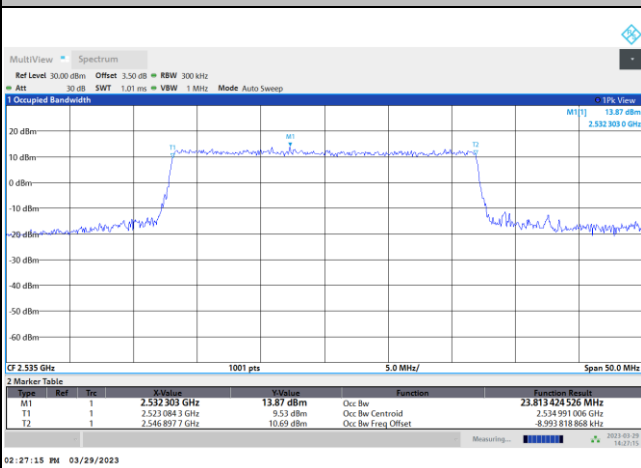
FR1 n7 / 25MHz / DFT-S OFDM / Middle Channel / Full RB

PI/2 BPSK

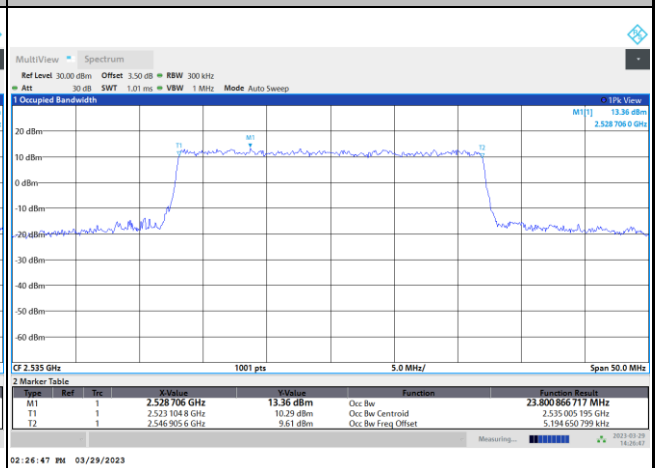


FR1 n7 / 25MHz / CP OFDM / Middle Channel / Full RB

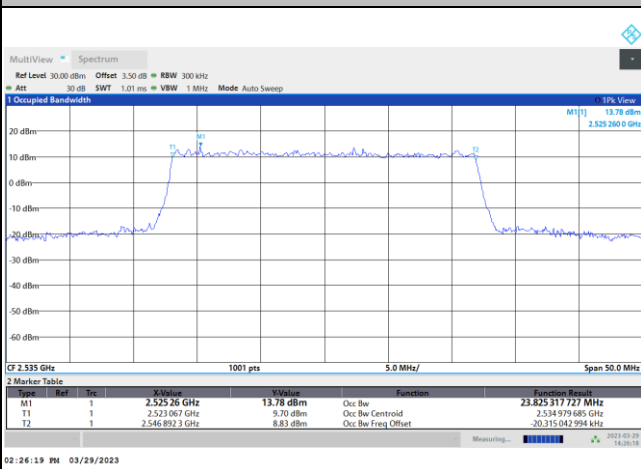
QPSK



16QAM



64QAM



256QAM

