



FCC RADIO TEST REPORT

FCC ID : A4RGHL1X
Equipment : Phone
Applicant : Google LLC
1600 Amphitheatre Parkway,
Mountain View, California, 94043 USA
Standard : FCC 47 CFR Part 2, 22(H), 24(E), 27(L)

The product was received on Sep. 14, 2022 and testing was performed from Sep. 23, 2022 to Oct. 27, 2022. We, Sporton International Inc. EMC & Wireless Communications Laboratory, would like to declare that the tested sample has been evaluated in accordance with the test procedures given in ANSI / TIA-603-E and has been in compliance with the applicable technical standards.

The test results in this report apply exclusively to the tested model / sample. Without written approval from Sporton International Inc. EMC & Wireless Communications Laboratory, the test report shall not be reproduced except in full.

Louis Wu

Approved by: Louis Wu

Sporton International Inc. EMC & Wireless Communications Laboratory

No. 52, Huaya 1st Rd., Guishan Dist., Taoyuan City 333, Taiwan (R.O.C.)



Table of Contents

History of this test report..... 3

Summary of Test Result..... 4

1 General Description 6

 1.1 Product Feature of Equipment Under Test 6

 1.2 Product Specification of Equipment Under Test 7

 1.3 Modification of EUT 8

 1.4 Testing Location 9

 1.5 Applicable Standards 9

2 Test Configuration of Equipment Under Test 10

 2.1 Test Mode..... 10

 2.2 Connection Diagram of Test System 11

 2.3 Support Unit used in test configuration 11

 2.4 Measurement Results Explanation Example 11

 2.5 Frequency List of Low/Middle/High Channels 12

3 Conducted Test Result 13

 3.1 Measuring Instruments..... 13

 3.2 Conducted Output Power and ERP/EIRP 14

 3.3 Peak-to-Average Ratio 15

 3.4 99% Occupied Bandwidth and 26dB Bandwidth Measurement..... 16

 3.5 Conducted Band Edge 17

 3.6 Conducted Spurious Emission 18

 3.7 Frequency Stability..... 19

4 Radiated Test Items 20

 4.1 Measuring Instruments..... 20

 4.2 Test Setup 20

 4.3 Test Result of Radiated Test..... 21

 4.4 Field Strength of Spurious Radiation Measurement 22

5 List of Measuring Equipment..... 23

6 Uncertainty of Evaluation 25

Appendix A. Test Results of Conducted Test

Appendix B. Test Results of Radiated Test

Appendix C. Test Setup Photographs



History of this test report

Report No.	Version	Description	Issue Date
FG241216-02A	01	Initial issue of report	Nov. 29, 2022



Summary of Test Result

Report Clause	Ref Std. Clause	Test Items	Result (PASS/FAIL)	Remark
3.2	§2.1046	Conducted Output Power	Pass	-
	§22.913 (a)(5)	Effective Radiated Power (GSM850) (WCDMA Band V)		
	§24.232 (c)	Equivalent Isotropic Radiated Power (GSM1900) (WCDMA Band II)		
	§27.50 (d)(4)	Equivalent Isotropic Radiated Power (WCDMA Band IV)		
3.3	§24.232 (d)	Peak-to-Average Ratio	Pass	
3.4	§2.1049 §22.917 (b) §24.238 (b) §27.53 (g)	Occupied Bandwidth (GSM850) (WCDMA Band V) (GSM1900) (WCDMA Band II) (WCDMA Band IV)	Pass	-
3.5	§2.1051 §22.917 (a) §24.238 (a) §27.53 (g)	Band Edge Measurement (GSM850) (WCDMA Band V) (GSM1900) (WCDMA Band II) (WCDMA Band IV)	Pass	-
3.6	§2.1051 §22.917 (a) §24.238 (a) §27.53 (g)	Conducted Emission (GSM850) (WCDMA Band V) (GSM1900) (WCDMA Band II) (WCDMA Band IV)	Pass	-
3.7	§2.1055 §22.355 §24.235 §27.54	Frequency Stability Temperature & Voltage	Pass	-
4.4	§2.1053 §22.917 (a) §24.238 (a) §27.53 (h)	Field Strength of Spurious Radiation (GSM850) (WCDMA Band V) (GSM1900) (WCDMA Band II) (WCDMA Band IV)	Pass	24.82 dB under the limit at 2549.000 MHz for Primary Antenna 31.97 dB under the limit at 5729.000 MHz for ASDIV Antenna



Declaration of Conformity:
1. The test results (PASS/FAIL) with all measurement uncertainty excluded are presented in accordance with the regulation limits or requirements declared by manufacturers. It's means measurement values may risk exceeding the limit of regulation standards, if measurement uncertainty is include in test results.
2. The measurement uncertainty please refer to report "Uncertainty of Evaluation".
Comments and Explanations:
The product specifications of the EUT presented in the report are declared by the manufacturer who shall take full responsibility for the authenticity.

Reviewed by: William Chen
Report Producer: Rachel Hsieh



1 General Description

1.1 Product Feature of Equipment Under Test

Product Feature	
Equipment	Phone
FCC ID	A4RGHL1X
EUT supports Radios application	GSM/EGPRS/WCDMA/HSPA/LTE/5G NR/ NFC/GNSS/ WPT Client WLAN 11b/g/n HT20 WLAN 11a/n HT20/HT40 WLAN 11ac VHT20/VHT40/VHT80 WLAN 11ax HE20/HE40/HE80 Bluetooth BR/EDR/LE

Remark: The above EUT's information was declared by manufacturer.

EUT Information List	
S/N	Performed Test Item
28251FQHN00126	Conducted Measurement ERP/EIRP
28261FQHN00058	Radiated Spurious Emission



1.2 Product Specification of Equipment Under Test

Product Specification is subject to this standard	
Tx Frequency	GSM/GPRS/EDGE: 850: 824.2 MHz ~ 848.8 MHz 1900: 1850.2 MHz ~ 1909.8 MHz WCDMA: Band V: 826.4 MHz ~ 846.6 MHz Band II: 1852.4 MHz ~ 1907.6 MHz Band IV: 1712.4 MHz ~ 1752.6 MHz
Rx Frequency	GSM/GPRS/EDGE: 850: 869.2 MHz ~ 893.8 MHz 1900: 1930.2 MHz ~ 1989.8 MHz WCDMA: Band V: 871.4 MHz ~ 891.6 MHz Band II: 1932.4 MHz ~ 1987.6 MHz Band IV: 2112.4 MHz ~ 2152.6 MHz
Maximum Output Power to Antenna	<Primary Antenna> GSM/GPRS/EDGE: <Ant. 0> 850: 31.85 dBm <Ant. 2> 1900: 29.63 dBm WCDMA: <Ant. 0> Band V: 24.20 dBm <Ant. 2> Band II: 24.42 dBm Band IV: 24.52 dBm <ASDIV Antenna> GSM/GPRS/EDGE: <Ant. 1> 850: 31.32 dBm <Ant. 0> 1900: 29.02 dBm WCDMA: <Ant. 1> Band V: 22.60 dBm <Ant. 0> Band II: 23.71 dBm Band IV: 23.90 dBm
Antenna Type	<Primary Antenna>: <Ant. 0>: ILA Antenna type <Ant. 2>: IFA Antenna type <ASDIV Antenna>: <Ant. 0>: ILA Antenna type <Ant. 1>: ILA Antenna type

Product Specification is subject to this standard	
Type of Modulation	GSM / GPRS: GMSK EDGE(MCS 0-4): GMSK / (MCS 5-9): 8PSK WCDMA: QPSK (Uplink) HSDPA: 64QAM (Downlink) HSUPA: QPSK (Uplink)

<Primary Antenna>

Radio Tech	Band Number	Antenna name	Gain
GSM	850	Ant 0	-5.3
GSM	1900	Ant 2	-3.8
WCDMA	B2	Ant 2	-3.8
WCDMA	B4	Ant 2	-4.1
WCDMA	B5	Ant 0	-5.3

<ASDIV Antenna>

Radio Tech	Band Number	Antenna name	Gain
GSM	850	Ant 1	-7.5
GSM	1900	Ant 0	-2.7
WCDMA	B2	Ant 0	-2.7
WCDMA	B4	Ant 0	-3.3
WCDMA	B5	Ant 1	-7.5

Remark: The above EUT's information was declared by manufacturer. Please refer to Comments and Explanations in report summary.

1.3 Modification of EUT

No modifications made to the EUT during the testing.



1.4 Testing Location

Test Site	Sporton International Inc. EMC & Wireless Communications Laboratory
Test Site Location	No.52, Huaya 1st Rd., Guishan Dist., Taoyuan City 333, Taiwan (R.O.C.) TEL: +886-3-327-3456 FAX: +886-3-328-4978
Test Site No.	Sporton Site No.
	TH03-HY
Test Engineer	Cotty Hsu
Temperature (°C)	23.1
Relative Humidity (%)	52.9

Test Site	Sporton International Inc. Wensan Laboratory
Test Site Location	No.58, Aly. 75, Ln. 564, Wenhua 3rd, Rd., Guishan Dist., Taoyuan City 333010, Taiwan (R.O.C.) TEL: +886-3-327-0868 FAX: +886-3-327-0855
Test Site No.	Sporton Site No.
	03CH13-HY (TAF Code: 3786)
Test Engineer	Rain Lee, Jacky Hong and Mancy Chou
Temperature (°C)	20~25
Relative Humidity (%)	50~60
Remark	The Radiated Emission test item subcontracted to Sporton International Inc. Wensan Laboratory.

Note: The test site complies with ANSI C63.4 2014 requirement.

FCC Designation No.: TW1190 and TW3786

1.5 Applicable Standards

According to the specifications declared by the manufacturer, the EUT must comply with the requirements of the following standards:

- ♦ ANSI C63.26-2015
- ♦ ANSI / TIA-603-E
- ♦ FCC 47 CFR Part 2, 22(H), 24(E), 27(L)
- ♦ FCC KDB 971168 D01 Power Meas. License Digital Systems v03r01
- ♦ FCC KDB 412172 D01 Determining ERP and EIRP v01r01
- ♦ FCC KDB 414788 D01 Radiated Test Site v01r01

Remark:

1. All the test items were validated and recorded in accordance with the standards without any modification during the testing.
2. This EUT has also been tested and complied with the requirements of FCC Part 15, Subpart B, recorded in a separate test report.
3. The TAF code is not including all the FCC KDB listed without accreditation.



2 Test Configuration of Equipment Under Test

2.1 Test Mode

Antenna port conducted and radiated test items were performed according to KDB 971168 D01 Power Meas. License Digital Systems v03r01 with maximum output power.

For radiated measurement, the measured emission level of the EUT was maximized by rotating the EUT on a turntable, adjusting the orientation of the EUT and EUT antenna in three orthogonal axis (X: flat, Y: portrait, Z: landscape) and accessory (Adapter or Earphone), and adjusting the measurement antenna orientation, following C63.26 exploratory test procedures and only the worst case emissions were reported in this report.

Radiated emissions were investigated as following frequency range:

1. 30 MHz to 9000 MHz for GSM850 and WCDMA Band V
2. 30 MHz to 18000 MHz for WCDMA Band IV
3. 30 MHz to 19100 MHz for GSM1900 and WCDMA Band II

All modes, data rates and positions were investigated.

Test modes are chosen to be reported as the worst case configuration below:

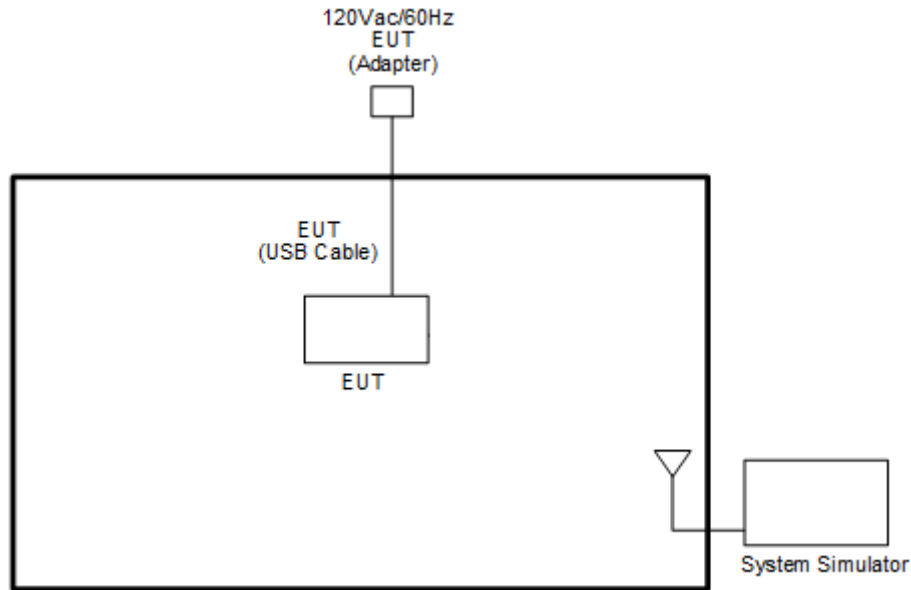
Test Modes		
Band	Radiated TCs	Conducted TCs
GSM850	<ul style="list-style-type: none"> ■ GPRS Class 8 Link ■ EDGE Class 8 Link 	<ul style="list-style-type: none"> ■ GPRS Class 8 Link ■ EDGE Class 8 Link
GSM1900	<ul style="list-style-type: none"> ■ GPRS Class 8 Link ■ EDGE Class 8 Link 	<ul style="list-style-type: none"> ■ GPRS Class 8 Link ■ EDGE Class 8 Link
WCDMA Band V	<ul style="list-style-type: none"> ■ RMC 12.2Kbps Link 	<ul style="list-style-type: none"> ■ RMC 12.2Kbps Link
WCDMA Band II	<ul style="list-style-type: none"> ■ RMC 12.2Kbps Link 	<ul style="list-style-type: none"> ■ RMC 12.2Kbps Link
WCDMA Band IV	<ul style="list-style-type: none"> ■ RMC 12.2Kbps Link 	<ul style="list-style-type: none"> ■ RMC 12.2Kbps Link

Remark:

1. All the radiated test cases were performed with Adapter 1 and USB Cable 2.
2. During the preliminary test, both charging modes (Adapter mode and WPT Client mode) were verified. It is determined that the adaptor mode is the worst case for official test.

2.2 Connection Diagram of Test System

<EUT with Adapter>



2.3 Support Unit used in test configuration

Item	Equipment	Brand Name	Model No.	FCC ID	Data Cable	Power Cord
1.	System Simulator	R&S	CMU 200	N/A	N/A	Unshielded, 1.8 m

2.4 Measurement Results Explanation Example

For all conducted test items:

The offset level is set in the spectrum analyzer to compensate the RF cable loss and attenuator factor between RF conducted output port and spectrum analyzer. With the offset compensation, the spectrum analyzer reading level will be exactly the RF output level.

The spectrum analyzer offset is derived from RF cable loss and attenuator factor.

Offset = RF cable loss + attenuator factor.

The following shows an offset computation example with RF cable loss 4.2 dB and a 10 dB attenuator.

Example:

$$\begin{aligned} \text{Offset(dB)} &= \text{RF cable loss(dB)} + \text{attenuator factor(dB)}. \\ &= 4.2 + 10 = 14.2 \text{ (dB)} \end{aligned}$$



2.5 Frequency List of Low/Middle/High Channels

Frequency List				
Band	Channel/Frequency(MHz)	Lowest	Middle	Highest
GSM850	Channel	128	189	251
	Frequency	824.2	836.4	848.8
WCDMA Band V	Channel	4132	4182	4233
	Frequency	826.4	836.4	846.6
GSM1900	Channel	512	661	810
	Frequency	1850.2	1880.0	1909.8
WCDMA Band II	Channel	9262	9400	9538
	Frequency	1852.4	1880.0	1907.6
WCDMA Band IV	Channel	1312	1413	1513
	Frequency	1712.4	1732.6	1752.6


3 Conducted Test Result

3.1 Measuring Instruments

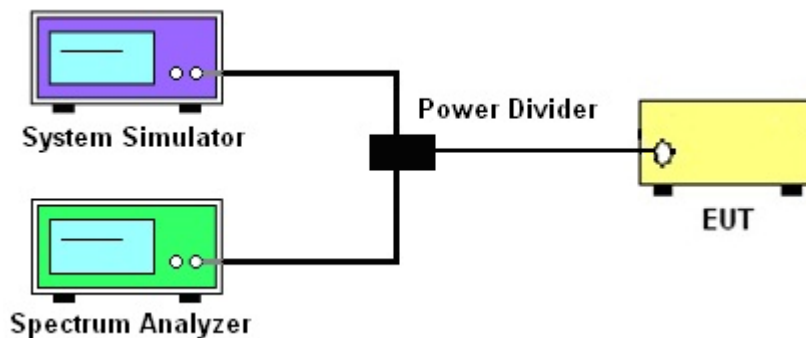
Please refer to the measuring equipment list in this test report.

3.1.1 Test Setup

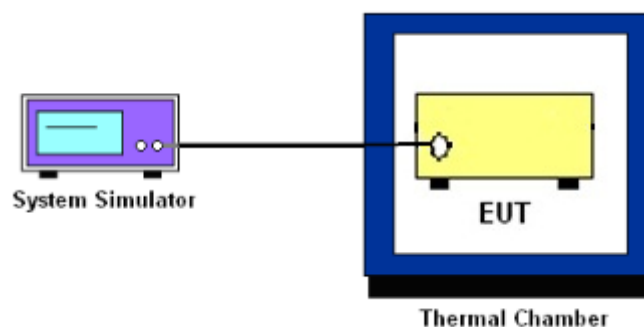
3.1.2 Conducted Output Power



3.1.3 Peak-to-Average Ratio, Occupied Bandwidth, Conducted Band-Edge and Conducted Spurious Emission



3.1.4 Frequency Stability



3.1.5 Test Result of Conducted Test

Please refer to Appendix A.



3.2 Conducted Output Power and ERP/EIRP

3.2.1 Description of the Conducted Output Power and ERP/EIRP

A system simulator was used to establish communication with the EUT. Its parameters were set to enforce EUT transmitting at the maximum power. The measured power in the radio frequency on the transmitter output terminals shall be reported.

The ERP of mobile transmitters must not exceed 7 Watts for GSM850 and WCDMA Band V

The EIRP of mobile transmitters must not exceed 2 Watts for GSM1900 and WCDMA Band II

The EIRP of mobile transmitters must not exceed 1 Watts for WCDMA Band IV

According to KDB 412172 D01 Power Approach,

$EIRP = P_T + G_T - L_C$, $ERP = EIRP - 2.15$, where

P_T = transmitter output power in dBm

G_T = gain of the transmitting antenna in dBi

L_C = signal attenuation in the connecting cable between the transmitter and antenna in dB

3.2.2 Test Procedures

1. The transmitter output port is connected to the system simulator.
2. Set EUT at maximum power through system simulator.
3. Select the lowest, middle, and the highest channels for each band and different modulation.
4. Measure the maximum burst average power for GSM and maximum average power for other modulation signal.



3.3 Peak-to-Average Ratio

3.3.1 Description of the PAR Measurement

The peak-to-average ratio (PAR) of the transmission may not exceed 13 dB.

3.3.2 Test Procedures

The testing follows ANSI C63.26-2015 Section 5.2.6

1. The EUT is connected to spectrum analyzer and system simulator via a power divider.
2. Set EUT to transmit at maximum output power.
3. When the duty cycle is less than 98%, then signal gating will be implemented on the spectrum analyzer by triggering from the system simulator.
4. Set the CCDF (Complementary Cumulative Distribution Function) option of the spectrum analyzer.
5. Record the maximum PAPR level associated with a probability of 0.1%.



3.4 99% Occupied Bandwidth and 26dB Bandwidth Measurement

3.4.1 Description of 99% Occupied Bandwidth and 26dB Bandwidth Measurement

The occupied bandwidth is the width of a frequency band such that, below the lower and above the upper frequency limits, the mean powers emitted are each equal to a specified percentage 0.5% of the total mean transmitted power.

The 26 dB emission bandwidth is defined as the frequency range between two points, one above and one below the carrier frequency, at which the spectral density of the emission is attenuated 26 dB below the maximum in-band spectral density of the modulated signal. Spectral density (power per unit bandwidth) is to be measured with a detector of resolution bandwidth equal to approximately 1.0% of the emission bandwidth.

3.4.2 Test Procedures

The testing follows ANSI C63.26-2015 Section 5.4.3 (26dB) and Section 5.4.4 (99OB)

1. The EUT is connected to spectrum analyzer and system simulator via a power divider.
2. The spectrum analyzer center frequency is set to the nominal EUT channel center frequency. The span range for the spectrum analyzer shall be between two and five times the anticipated OBW.
3. The nominal resolution bandwidth (RBW) shall be in the range of 1 to 5 % of the anticipated OBW, and the VBW shall be at least 3 times the RBW.
4. Set the detection mode to peak, and the trace mode to max hold.
5. Determine the reference value: Set the EUT to transmit a modulated signal. Allow the trace to stabilize. Set the spectrum analyzer marker to the highest level of the displayed trace.
(This is the reference value)
6. Determine the “-26 dB down amplitude” as equal to (Reference Value – X).
7. Place two markers, one at the lowest and the other at the highest frequency of the envelope of the spectral display such that each marker is at or slightly below the “-X dB down amplitude” determined in step 6. If a marker is below this “-X dB down amplitude” value it shall be placed as close as possible to this value. The OBW is the positive frequency difference between the two markers.
8. Use the 99 % power bandwidth function of the spectrum analyzer and report the measured bandwidth.



3.5 Conducted Band Edge

3.5.1 Description of Conducted Band Edge Measurement

The power of any emission outside of the authorized operating frequency ranges must be lower than the transmitter power (P) by a factor of at least $43 + 10 \log (P)$ dB.

3.5.2 Test Procedures

The testing follows FCC KDB 971168 D01 v03r01 Section 6.1.

1. The EUT is connected to the spectrum analyzer and system simulator via a power divider.
2. The RF output of EUT is connected to the spectrum analyzer by an RF cable and attenuator. The path loss is compensated to the results for each measurement.
3. The band edges of low and high channels for the highest RF powers are measured.
4. The RF fundamental frequency shall be excluded against the limit line in the operating frequency band.
5. The limit line is derived from $43 + 10\log(P)$ dB below the transmitter power P(Watts)



3.6 Conducted Spurious Emission

3.6.1 Description of Conducted Spurious Emission Measurement

The power of any emission outside of the authorized operating frequency ranges must be lower than the transmitter power (P) by a factor of at least $43 + 10 \log (P)$ dB.

It is measured by means of a calibrated spectrum analyzer and scanned from 30 MHz up to a frequency including its 10th harmonic.

3.6.2 Test Procedures

The testing follows FCC KDB 971168 D01 v03r01 Section 6.1.

1. The EUT is connected to the spectrum analyzer and system simulator via a power divider.
2. The RF output of EUT is connected to the spectrum analyzer by an RF cable and attenuator. The path loss is compensated to the results for each measurement.
3. The middle channel for the highest RF power within the transmitting frequency is measured.
4. The conducted spurious emission for the whole frequency range is taken.
5. The RF fundamental frequency shall be excluded against the limit line in the operating frequency band.
6. The limit line is derived from $43 + 10\log(P)$ dB below the transmitter power P(Watts)



3.7 Frequency Stability

3.7.1 Description of Frequency Stability Measurement

22.355

The frequency stability shall be measured by variation of ambient temperature and variation of primary supply voltage to ensure that the fundamental emission stays within the authorized frequency block. The frequency stability of the transmitter shall be maintained within $\pm 0.00025\%$ ($\pm 2.5\text{ppm}$) of the center frequency.

24.235 & 27.54

The frequency stability shall be sufficient to ensure that the fundamental emission stays within the authorized frequency block.

3.7.2 Test Procedures for Temperature Variation

The testing follows FCC KDB 971168 D01 v03r01 Section 9.0.

1. The EUT is set up in the thermal chamber and connected with the system simulator.
2. With power OFF, the temperature is decreased to -30°C and the EUT is stabilized before testing. Power is applied and the maximum change in frequency is recorded within one minute.
3. With power OFF, the temperature is raised in 10°C steps up to 50°C . The EUT is stabilized at each step for at least half an hour. Power is applied and the maximum frequency change is recorded within one minute.

3.7.3 Test Procedures for Voltage Variation

The testing follows FCC KDB 971168 D01 v03r01 Section 9.0.

1. The EUT is placed in a temperature chamber at $20\pm 5^{\circ}\text{C}$ and connected with the system simulator.
2. The power supply voltage to the EUT is varied from 85% to 115% of the nominal value measured at the input to the EUT.
3. The variation in frequency is measured for the worst case.

4 Radiated Test Items

4.1 Measuring Instruments

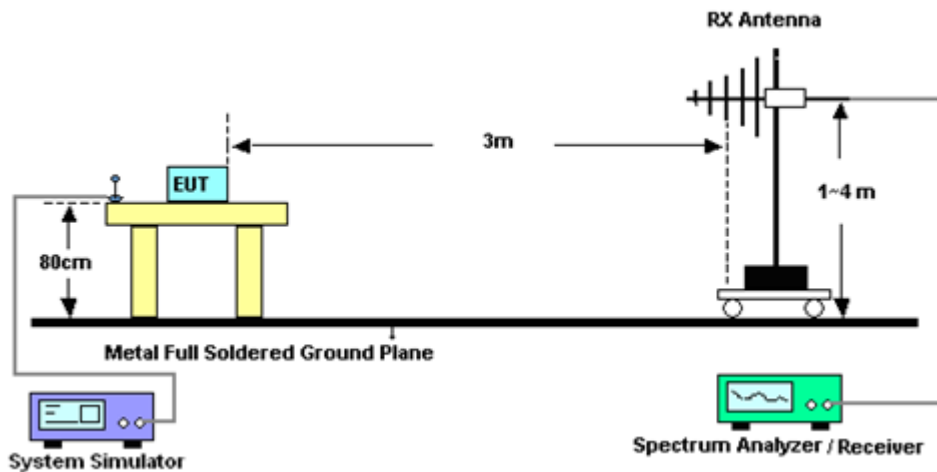
Please refer to the measuring equipment list in this test report.

4.2 Test Setup

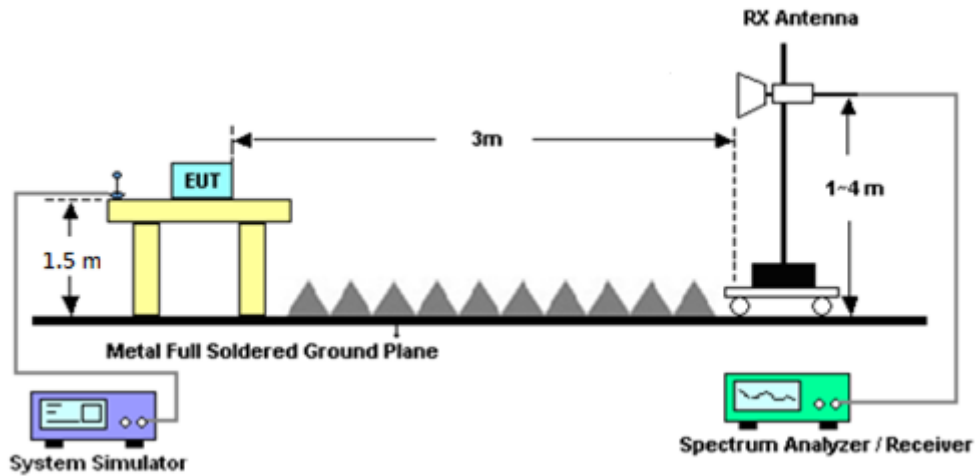
For radiated test below 30MHz



For radiated test from 30MHz to 1GHz



For radiated test above 1GHz



4.3 Test Result of Radiated Test

Please refer to Appendix B.

Note:

The low frequency, which starts from 9 kHz to 30 MHz, is pre-scanned and the result which is 20 dB lower than the limit line is not reported.

There is adequate comparison measurement of both open-field test site and alternative test site - semi-Anechoic chamber according to 414788 D01 Radiated Test Site v01r01, and the result came out very similar.



4.4 Field Strength of Spurious Radiation Measurement

4.4.1 Description of Field Strength of Spurious Radiated Measurement

The power of any emission outside of the authorized operating frequency ranges must be attenuated below the transmitter power (P) by a factor of at least $43 + 10 \log (P)$ dB. The spectrum is scanned from 30 MHz up to a frequency including its 10th harmonic.

4.4.2 Test Procedures

The testing follows FCC KDB 971168 D01 v03r01 Section 7 and ANSI / TIA-603-E Section 2.2.12.

1. The EUT is placed on a rotatable wooden table 0.8 meters for frequency below 1 GHz and 1.5 meter for frequency above 1 GHz above the ground.
2. The EUT is set 3 meters away from the receiving antenna, which is mounted on the antenna tower.
3. The table is rotated 360 degrees to determine the position of the highest spurious emission.
4. The height of the receiving antenna is varied between one meter and four meters to search for the maximum spurious emission for both horizontal and vertical polarizations.
5. Make the measurement with the spectrum analyzer's RBW = 1 MHz, VBW = 3 MHz, taking record of maximum spurious emission.
6. A horn antenna is substituted in place of the EUT and is driven by a signal generator.
7. Tune the output power of signal generator to the same emission level with EUT maximum spurious emission.
8. Take the record of output power at antenna port.
9. Repeat step 7 to step 8 for another polarization.
10. $EIRP (dBm) = S.G. Power - Tx Cable Loss + Tx Antenna Gain$
11. $ERP (dBm) = EIRP - 2.15$
12. The RF fundamental frequency shall be excluded against the limit line in the operating frequency band.
13. The limit line is derived from $43 + 10\log(P)$ dB below the transmitter power P(Watts)



5 List of Measuring Equipment

Instrument	Brand Name	Model No.	Serial No.	Characteristics	Calibration Date	Test Date	Due Date	Remark
Hygrometer	TECEPEL	DTM-303B	TP210073	N/A	Nov. 16, 2021	Sep. 23, 2022~ Sep. 26, 2022	Nov. 15, 2022	Conducted (TH03-HY)
Spectrum Analyzer	Rohde & Schwarz	FSP30	101329	9kHz~30GHz	Sep. 30, 2021	Sep. 23, 2022~ Sep. 26, 2022	Sep. 29, 2022	Conducted (TH03-HY)
Temperature & Humidity Cabinet Chamber	ESPEC	LHU-113	1012005860	-20°C~85°C	Dec. 09, 2021	Sep. 23, 2022~ Sep. 26, 2022	Dec. 08, 2022	Conducted (TH03-HY)
Programmable Power Supply	GW Instek	PSS-2005	EL890001	1V~20V 0.5A~4A	Oct. 06, 2021	Sep. 23, 2022~ Sep. 26, 2022	Oct. 05, 2022	Conducted (TH03-HY)
Base Station (Measure)	Rohde & Schwarz	CMU200	117995	GSM / GPRS / WCDMA / CDMA	Aug. 02, 2022	Sep. 23, 2022~ Sep. 26, 2022	Aug. 01, 2023	Conducted (TH03-HY)
Power Divider	Warison	WCOU-0.4-26.5S-20	#A	N/A	Nov. 01, 2021	Sep. 23, 2022~ Sep. 26, 2022	Oct. 31, 2022	Conducted (TH03-HY)
Loop Antenna	Rohde & Schwarz	HFH2-Z2	100488	9 kHz~30 MHz	May 13, 2022	Oct. 05, 2022~ Oct. 27, 2022	May 12, 2023	Radiation (03CH13-HY)
Preamplifier	EMEC	EM18G40G	060715	18GHz~40GHz	Dec. 24, 2021	Oct. 05, 2022~ Oct. 27, 2022	Dec. 23, 2022	Radiation (03CH13-HY)
SHF-EHF Horn Antenna	SCHWARZBECK	BBHA9170	00993	18GHz~40GHz	Nov. 30, 2021	Oct. 05, 2022~ Oct. 27, 2022	Nov. 29, 2022	Radiation (03CH13-HY)
RF Cable	HUBER + SUHNER	SUCOFLEX 102	505134/2	30MHz~40GHz	Feb. 21, 2022	Oct. 05, 2022~ Oct. 27, 2022	Feb. 20, 2023	Radiation (03CH13-HY)
SHF-EHF Horn Antenna	SCHWARZBECK	BBHA 9170	BBHA9170576	18GHz~40GHz	May 14, 2022	Oct. 05, 2022~ Oct. 27, 2022	May 13, 2023	Radiation (03CH13-HY)
Amplifier	SONOMA	310N	187282	9kHz~1GHz	Dec. 15, 2021	Oct. 05, 2022~ Oct. 27, 2022	Dec. 14, 2022	Radiation (03CH13-HY)
Bilog Antenna	TESEQ	CBL 6111D & 00800N1D01N-06	40103 & 07	30MHz~1GHz	Apr. 24, 2022	Oct. 05, 2022~ Oct. 27, 2022	Apr. 23, 2023	Radiation (03CH13-HY)
Bilog Antenna	TESEQ	CBL 6111D & 00800N1D01N-06	41912 & 05	30MHz~1GHz	Feb. 06, 2022	Oct. 05, 2022~ Oct. 27, 2022	Feb. 05, 2023	Radiation (03CH13-HY)
Hygrometer	TECEPEL	DTM-303B	TP200722	N/A	Mar. 22, 2022	Oct. 05, 2022~ Oct. 27, 2022	Mar. 21, 2023	Radiation (03CH13-HY)
Preamplifier	MITEQ	AMF-7D-0010 1800-30-10P	1590074	1GHz~18GHz	May 17, 2022	Oct. 05, 2022~ Oct. 27, 2022	May 16, 2023	Radiation (03CH13-HY)
Preamplifier	Keysight	83017A	MY53270147	1GHz~26.5GHz	Oct. 26, 2021	Oct. 05, 2022~ Oct. 24, 2022	Oct. 25, 2022	Radiation (03CH13-HY)
Preamplifier	Keysight	83017A	MY53270147	1GHz~26.5GHz	Oct. 25, 2022	Oct. 25, 2022~ Oct. 27, 2022	Oct. 24, 2023	Radiation (03CH13-HY)



Instrument	Brand Name	Model No.	Serial No.	Characteristics	Calibration Date	Test Date	Due Date	Remark
Spectrum Analyzer	Keysight	N9010A	MY55370526	10Hz~44GHz	Mar. 18, 2022	Oct. 05, 2022~ Oct. 27, 2022	Mar. 17, 2023	Radiation (03CH13-HY)
Filter	Wainwright	WLK4-1000-15 30-8000-40SS	SN12	1.53GHz Low Pass Filter	Sep. 13, 2022	Oct. 05, 2022~ Oct. 27, 2022	Sep. 12, 2023	Radiation (03CH13-HY)
Filter	Wainwright	WHKX12-1080 -1200-15000-6 0SS	SN3	1.2GHz High Pass Filter	Jun. 30, 2022	Oct. 05, 2022~ Oct. 27, 2022	Jun. 29, 2023	Radiation (03CH13-HY)
Filter	Wainwright	WHKX12-2700 -3000-18000-6 0SS	SN2	3GHz High Pass Filter	Jul. 12, 2022	Oct. 05, 2022~ Oct. 27, 2022	Jul. 11, 2023	Radiation (03CH13-HY)
RF Cable	HUBER + SUHNER	SUCOFLEX 126E	0030/126E	30MHz~18GHz	Feb. 09, 2022	Oct. 05, 2022~ Oct. 27, 2022	Feb. 08, 2023	Radiation (03CH13-HY)
RF Cable	HUBER + SUHNER	SUCOFLEX 104	804793/4	30MHz~18GHz	Feb. 09, 2022	Oct. 05, 2022~ Oct. 27, 2022	Feb. 08, 2023	Radiation (03CH13-HY)
RF Cable	HUBER + SUHNER	SUCOFLEX 104	MY9837/4PE	9 kHz~30 MHz	Mar. 10, 2022	Oct. 05, 2022~ Oct. 27, 2022	Mar. 09, 2023	Radiation (03CH13-HY)
RF Cable	HUBER + SUHNER	SUCOFLEX 104	MY24961/4	30MHz~18GHz	Feb. 09, 2022	Oct. 05, 2022~ Oct. 27, 2022	Feb. 08, 2023	Radiation (03CH13-HY)
Controller	EMEC	EM1000	N/A	Control Turn table & Ant Mast	N/A	Oct. 05, 2022~ Oct. 27, 2022	N/A	Radiation (03CH13-HY)
Antenna Mast	EMEC	AM-BS-4500-B	N/A	1m~4m	N/A	Oct. 05, 2022~ Oct. 27, 2022	N/A	Radiation (03CH13-HY)
Turn Table	EMEC	TT2000	N/A	0~360 Degree	N/A	Oct. 05, 2022~ Oct. 27, 2022	N/A	Radiation (03CH13-HY)
Horn Antenna	SCHWARZBE CK	BBHA 9120 D	9120D-1241	1-18GHz	Jul. 25, 2022	Oct. 05, 2022~ Oct. 27, 2022	Jul. 24, 2023	Radiation (03CH13-HY)
Horn Antenna	SCHWARZBE CK	BBHA 9120 D	9120D-1212	1GHz~18GHz	Mar. 10, 2022	Oct. 05, 2022~ Oct. 27, 2022	Mar. 09, 2023	Radiation (03CH13-HY)



6 Uncertainty of Evaluation

Uncertainty of Radiated Emission Measurement (30 MHz ~ 1000 MHz)

Measuring Uncertainty for a Level of Confidence of 95% ($U = 2Uc(y)$)	3.40 dB
---	---------

Uncertainty of Radiated Emission Measurement (1 GHz ~ 18 GHz)

Measuring Uncertainty for a Level of Confidence of 95% ($U = 2Uc(y)$)	3.81 dB
---	---------



Appendix A. Test Results of Conducted Test

Conducted Output Power(Average power) & ERP / EIRP

<Primary Antenna>

GSM850 Maximum Average Power [dBm] (GT - LC = -5.3 dB)					
Channel	128	189	251	ERP (dBm)	ERP (W)
Frequency	824.2	836.4	848.8		
GSM	31.84	31.76	31.70	24.40	0.2754
GPRS class 8	31.85	31.79	31.72		
GPRS class 10	31.13	30.94	30.90		
GPRS class 11	30.28	30.04	30.01		
GPRS class 12	29.06	28.99	28.93		
EGPRS class 8	26.81	26.49	26.48	19.36	0.0863
EGPRS class 10	25.94	26.05	26.03		
EGPRS class 11	26.07	25.95	25.99		
EGPRS class 12	23.76	23.77	23.68		
Limit	ERP < 7W			Result	Pass

GSM1900 Maximum Average Power [dBm] (GT - LC = -3.8 dB)					
Channel	512	661	810	EIRP (dBm)	EIRP (W)
Frequency	1850.2	1880	1909.8		
GSM	29.48	29.60	29.44	25.83	0.3828
GPRS class 8	29.50	29.63	29.46		
GPRS class 10	28.37	28.50	28.51		
GPRS class 11	27.23	27.37	27.39		
GPRS class 12	26.77	26.85	26.60		
EGPRS class 8	25.25	25.43	25.45	21.65	0.1462
EGPRS class 10	23.45	23.19	23.61		
EGPRS class 11	23.37	23.41	23.34		
EGPRS class 12	22.18	22.43	22.45		
Limit	EIRP < 2W			Result	Pass



WCDMA Band V Maximum Average Power [dBm] (GT - LC = -5.3 dB)							
Channel	4132	4182	4233	ERP (dBm)	ERP (W)		
Frequency	826.4	836.4	846.6				
RMC 12.2K	24.20	23.77	23.70	16.75	0.0473		
HSDPA Subtest-1	24.18	23.83	23.70				
HSDPA Subtest-2	24.01	23.68	23.57				
HSDPA Subtest-3	23.56	23.23	23.13				
HSDPA Subtest-4	22.81	22.65	22.59				
HSUPA Subtest-1	23.11	23.18	22.96				
HSUPA Subtest-2	21.40	21.44	21.14				
HSUPA Subtest-3	22.45	22.26	22.13				
HSUPA Subtest-4	21.26	21.33	21.20				
HSUPA Subtest-5	23.99	24.00	24.01				
Limit	ERP < 7W					Result	Pass

WCDMA Band II Maximum Average Power [dBm] (GT - LC = -3.8 dB)							
Channel	9262	9400	9538	EIRP (dBm)	EIRP (W)		
Frequency	1852.4	1880	1907.6				
RMC 12.2K	24.23	24.25	24.42	20.62	0.1153		
HSDPA Subtest-1	24.31	24.35	24.26				
HSDPA Subtest-2	24.20	24.23	24.20				
HSDPA Subtest-3	23.71	23.73	23.74				
HSDPA Subtest-4	23.27	23.33	23.22				
HSUPA Subtest-1	23.33	23.40	23.35				
HSUPA Subtest-2	21.26	21.30	21.25				
HSUPA Subtest-3	23.38	23.42	23.33				
HSUPA Subtest-4	21.77	21.75	21.74				
HSUPA Subtest-5	24.40	24.40	24.41				
Limit	EIRP < 2W					Result	Pass

WCDMA Band IV Maximum Average Power [dBm] (GT - LC = -4.1 dB)							
Channel	1312	1413	1513	EIRP (dBm)	EIRP (W)		
Frequency	1712.4	1732.6	1752.6				
RMC 12.2K	24.52	24.37	24.30	20.42	0.1102		
HSDPA Subtest-1	24.38	24.47	24.27				
HSDPA Subtest-2	24.32	24.37	24.21				
HSDPA Subtest-3	23.88	23.95	23.74				
HSDPA Subtest-4	23.90	23.97	23.71				
HSUPA Subtest-1	23.53	23.52	23.33				
HSUPA Subtest-2	21.31	21.41	21.23				
HSUPA Subtest-3	23.54	23.52	23.42				
HSUPA Subtest-4	21.65	21.64	20.92				
HSUPA Subtest-5	24.51	24.50	24.30				
Limit	EIRP < 1W					Result	Pass



<ASDIV Antenna>

GSM850 Maximum Average Power [dBm] (GT - LC = -7.5 dB)					
Channel	128	189	251	ERP (dBm)	ERP (W)
Frequency	824.2	836.4	848.8		
GSM	31.25	31.00	31.01	21.67	0.1469
GPRS class 8	31.32	31.03	31.06		
GPRS class 10	30.84	30.81	30.73		
GPRS class 11	29.60	29.51	29.42		
GPRS class 12	28.41	28.22	28.07		
EGPRS class 8	26.15	26.10	26.18	16.53	0.0450
EGPRS class 10	25.71	25.61	25.69		
EGPRS class 11	25.69	25.66	25.51		
EGPRS class 12	23.11	23.24	23.20		
Limit	ERP < 7W			Result	Pass

GSM1900 Maximum Average Power [dBm] (GT - LC = -2.7 dB)					
Channel	512	661	810	EIRP (dBm)	EIRP (W)
Frequency	1850.2	1880	1909.8		
GSM	28.75	29.00	28.91	26.32	0.4285
GPRS class 8	28.84	29.02	28.92		
GPRS class 10	27.77	27.95	28.13		
GPRS class 11	26.82	26.75	26.98		
GPRS class 12	25.86	26.01	26.10		
EGPRS class 8	24.63	24.63	24.93	22.23	0.1671
EGPRS class 10	22.98	23.29	23.63		
EGPRS class 11	23.06	23.09	23.67		
EGPRS class 12	21.43	21.72	21.79		
Limit	EIRP < 2W			Result	Pass



WCDMA Band V Maximum Average Power [dBm] (GT - LC = -7.5 dB)							
Channel	4132	4182	4233	ERP (dBm)	ERP (W)		
Frequency	826.4	836.4	846.6				
RMC 12.2K	22.60	22.56	22.50	12.95	0.0197		
HSDPA Subtest-1	22.43	22.50	22.40				
HSDPA Subtest-2	22.36	22.39	22.38				
HSDPA Subtest-3	21.84	21.90	21.83				
HSDPA Subtest-4	21.30	21.29	21.27				
HSUPA Subtest-1	21.42	21.45	21.49				
HSUPA Subtest-2	19.08	19.10	19.10				
HSUPA Subtest-3	21.42	21.46	21.41				
HSUPA Subtest-4	20.03	20.05	20.07				
HSUPA Subtest-5	22.51	22.52	22.56				
Limit	ERP < 7W					Result	Pass

WCDMA Band II Maximum Average Power [dBm] (GT - LC = -2.7 dB)							
Channel	9262	9400	9538	EIRP (dBm)	EIRP (W)		
Frequency	1852.4	1880	1907.6				
RMC 12.2K	23.71	23.59	23.70	21.01	0.1262		
HSDPA Subtest-1	23.63	23.65	23.66				
HSDPA Subtest-2	23.60	23.53	23.61				
HSDPA Subtest-3	23.02	23.07	23.07				
HSDPA Subtest-4	22.48	22.52	22.53				
HSUPA Subtest-1	22.66	22.66	22.61				
HSUPA Subtest-2	20.09	20.15	20.11				
HSUPA Subtest-3	22.62	22.64	22.61				
HSUPA Subtest-4	21.26	21.29	21.22				
HSUPA Subtest-5	23.68	23.63	23.62				
Limit	EIRP < 2W					Result	Pass

WCDMA Band IV Maximum Average Power [dBm] (GT - LC = -3.3 dB)							
Channel	1312	1413	1513	EIRP (dBm)	EIRP (W)		
Frequency	1712.4	1732.6	1752.6				
RMC 12.2K	23.90	23.89	23.67	20.60	0.1148		
HSDPA Subtest-1	23.61	23.67	23.69				
HSDPA Subtest-2	23.56	23.53	23.63				
HSDPA Subtest-3	23.08	23.05	23.08				
HSDPA Subtest-4	22.55	22.49	22.48				
HSUPA Subtest-1	22.68	22.64	22.69				
HSUPA Subtest-2	20.05	20.10	20.11				
HSUPA Subtest-3	22.63	22.67	22.70				
HSUPA Subtest-4	21.20	21.30	21.27				
HSUPA Subtest-5	23.78	23.75	23.73				
Limit	EIRP < 1W					Result	Pass



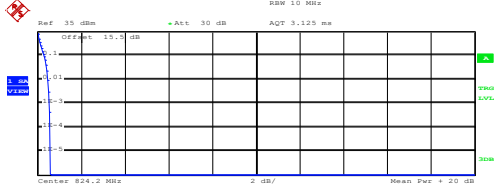
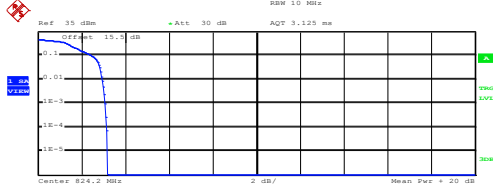
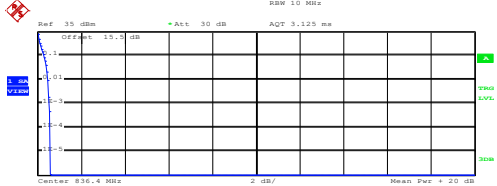
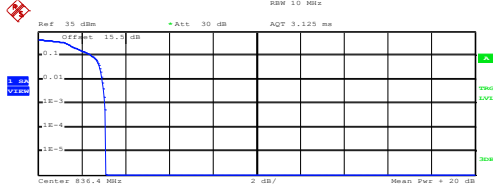
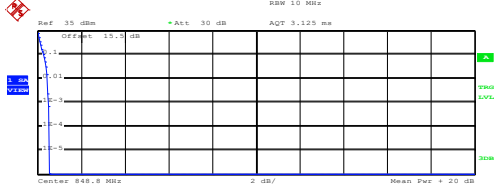
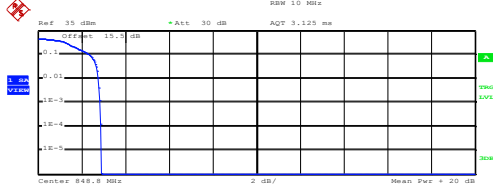
A1. GSM

Peak-to-Average Ratio

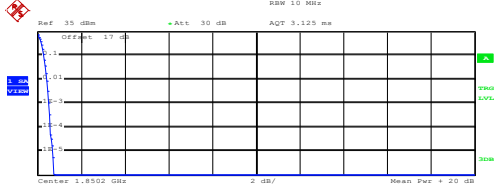
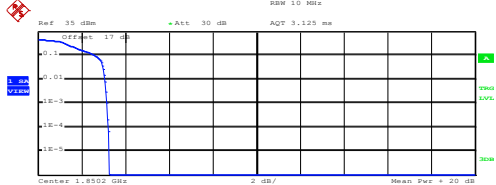
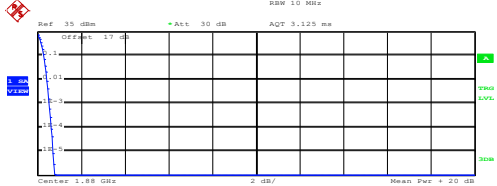
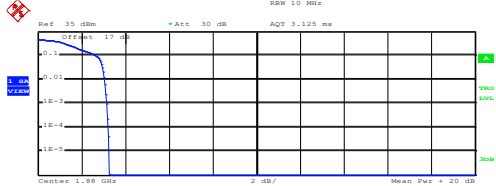
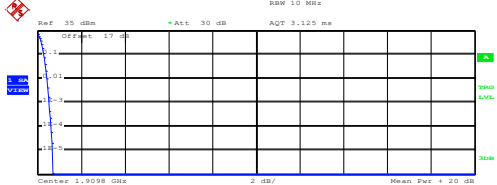
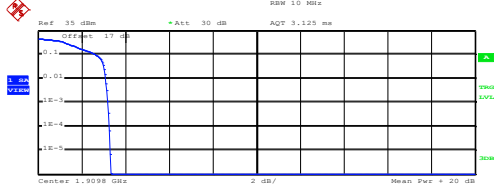
Mode	GSM850		Limit: 13dB
Mod.	GPRS class 8	EDGE class 8	Result
Lowest CH	0.56	3.08	PASS
Middle CH	0.56	3.08	
Highest CH	0.52	2.84	

Mode	GSM1900		Limit: 13dB
Mod.	GPRS class 8	EDGE class 8	Result
Lowest CH	0.52	3.16	PASS
Middle CH	0.56	3.16	
Highest CH	0.56	3.20	



GSM850 (GPRS class 8)	GSM850 (EDGE class 8)																
<p style="text-align: center;">Lowest Channel</p>  <p>Center 824.2 MHz 2 dB/ Mean Pwr + 20 dB</p> <p>Complementary Cumulative Distribution Function (100000 samples)</p> <p>Trace 1</p> <p>Mean 32.43 dBm Peak 33.00 dBm Crest 0.57 dB</p> <table border="1"> <tr><td>10 %</td><td>0.32 dB</td></tr> <tr><td>1 %</td><td>0.48 dB</td></tr> <tr><td>.1 %</td><td>0.56 dB</td></tr> <tr><td>.01 %</td><td>0.60 dB</td></tr> </table> <p>Date: 25.SEP.2022 15:38:09</p>	10 %	0.32 dB	1 %	0.48 dB	.1 %	0.56 dB	.01 %	0.60 dB	<p style="text-align: center;">Lowest Channel</p>  <p>Center 824.2 MHz 2 dB/ Mean Pwr + 20 dB</p> <p>Complementary Cumulative Distribution Function (100000 samples)</p> <p>Trace 1</p> <p>Mean 27.33 dBm Peak 30.53 dBm Crest 3.19 dB</p> <table border="1"> <tr><td>10 %</td><td>2.48 dB</td></tr> <tr><td>1 %</td><td>2.96 dB</td></tr> <tr><td>.1 %</td><td>3.08 dB</td></tr> <tr><td>.01 %</td><td>3.16 dB</td></tr> </table> <p>Date: 25.SEP.2022 15:53:36</p>	10 %	2.48 dB	1 %	2.96 dB	.1 %	3.08 dB	.01 %	3.16 dB
10 %	0.32 dB																
1 %	0.48 dB																
.1 %	0.56 dB																
.01 %	0.60 dB																
10 %	2.48 dB																
1 %	2.96 dB																
.1 %	3.08 dB																
.01 %	3.16 dB																
<p style="text-align: center;">Middle Channel</p>  <p>Center 836.4 MHz 2 dB/ Mean Pwr + 20 dB</p> <p>Complementary Cumulative Distribution Function (100000 samples)</p> <p>Trace 1</p> <p>Mean 32.26 dBm Peak 32.85 dBm Crest 0.59 dB</p> <table border="1"> <tr><td>10 %</td><td>0.28 dB</td></tr> <tr><td>1 %</td><td>0.48 dB</td></tr> <tr><td>.1 %</td><td>0.56 dB</td></tr> <tr><td>.01 %</td><td>0.60 dB</td></tr> </table> <p>Date: 25.SEP.2022 15:38:30</p>	10 %	0.28 dB	1 %	0.48 dB	.1 %	0.56 dB	.01 %	0.60 dB	<p style="text-align: center;">Middle Channel</p>  <p>Center 836.4 MHz 2 dB/ Mean Pwr + 20 dB</p> <p>Complementary Cumulative Distribution Function (100000 samples)</p> <p>Trace 1</p> <p>Mean 27.22 dBm Peak 30.31 dBm Crest 3.09 dB</p> <table border="1"> <tr><td>10 %</td><td>2.48 dB</td></tr> <tr><td>1 %</td><td>2.96 dB</td></tr> <tr><td>.1 %</td><td>3.08 dB</td></tr> <tr><td>.01 %</td><td>3.12 dB</td></tr> </table> <p>Date: 25.SEP.2022 15:53:56</p>	10 %	2.48 dB	1 %	2.96 dB	.1 %	3.08 dB	.01 %	3.12 dB
10 %	0.28 dB																
1 %	0.48 dB																
.1 %	0.56 dB																
.01 %	0.60 dB																
10 %	2.48 dB																
1 %	2.96 dB																
.1 %	3.08 dB																
.01 %	3.12 dB																
<p style="text-align: center;">Highest Channel</p>  <p>Center 848.8 MHz 2 dB/ Mean Pwr + 20 dB</p> <p>Complementary Cumulative Distribution Function (100000 samples)</p> <p>Trace 1</p> <p>Mean 32.16 dBm Peak 32.71 dBm Crest 0.55 dB</p> <table border="1"> <tr><td>10 %</td><td>0.28 dB</td></tr> <tr><td>1 %</td><td>0.44 dB</td></tr> <tr><td>.1 %</td><td>0.52 dB</td></tr> <tr><td>.01 %</td><td>0.56 dB</td></tr> </table> <p>Date: 25.SEP.2022 15:38:53</p>	10 %	0.28 dB	1 %	0.44 dB	.1 %	0.52 dB	.01 %	0.56 dB	<p style="text-align: center;">Highest Channel</p>  <p>Center 848.8 MHz 2 dB/ Mean Pwr + 20 dB</p> <p>Complementary Cumulative Distribution Function (100000 samples)</p> <p>Trace 1</p> <p>Mean 27.29 dBm Peak 30.17 dBm Crest 2.88 dB</p> <table border="1"> <tr><td>10 %</td><td>2.36 dB</td></tr> <tr><td>1 %</td><td>2.76 dB</td></tr> <tr><td>.1 %</td><td>2.84 dB</td></tr> <tr><td>.01 %</td><td>2.88 dB</td></tr> </table> <p>Date: 25.SEP.2022 15:54:14</p>	10 %	2.36 dB	1 %	2.76 dB	.1 %	2.84 dB	.01 %	2.88 dB
10 %	0.28 dB																
1 %	0.44 dB																
.1 %	0.52 dB																
.01 %	0.56 dB																
10 %	2.36 dB																
1 %	2.76 dB																
.1 %	2.84 dB																
.01 %	2.88 dB																



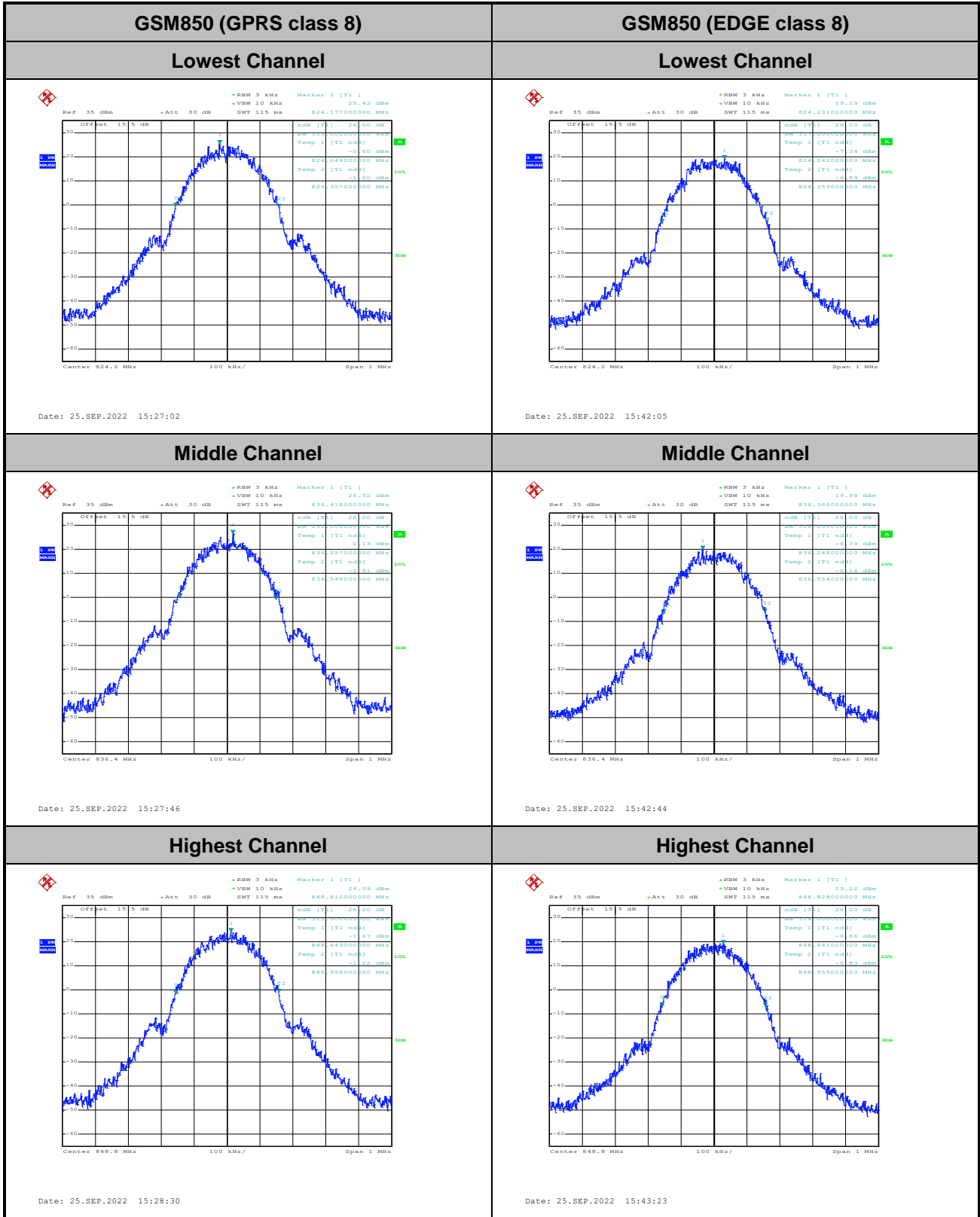
GSM1900 (GPRS class 8)	GSM1900 (EDGE class 8)
<p style="text-align: center;">Lowest Channel</p>  <p>Center 1.8502 GHz 2 dB/ Mean Pwr + 20 dB</p> <p>Complementary Cumulative Distribution Function (100000 samples)</p> <p>Trace 1</p> <p>Mean 9.89 dBm Peak 10.63 dBm Crest 0.74 dB</p> <p>10 % 0.28 dB 1 % 0.44 dB .1 % 0.52 dB .01 % 0.60 dB</p> <p>Date: 25.SEP.2022 16:10:41</p>	<p style="text-align: center;">Lowest Channel</p>  <p>Center 1.8502 GHz 2 dB/ Mean Pwr + 20 dB</p> <p>Complementary Cumulative Distribution Function (100000 samples)</p> <p>Trace 1</p> <p>Mean 21.12 dBm Peak 24.39 dBm Crest 3.27 dB</p> <p>10 % 2.60 dB 1 % 3.08 dB .1 % 3.16 dB .01 % 3.24 dB</p> <p>Date: 25.SEP.2022 16:26:03</p>
<p style="text-align: center;">Middle Channel</p>  <p>Center 1.88 GHz 2 dB/ Mean Pwr + 20 dB</p> <p>Complementary Cumulative Distribution Function (100000 samples)</p> <p>Trace 1</p> <p>Mean 9.78 dBm Peak 10.56 dBm Crest 0.78 dB</p> <p>10 % 0.28 dB 1 % 0.44 dB .1 % 0.56 dB .01 % 0.64 dB</p> <p>Date: 25.SEP.2022 16:11:02</p>	<p style="text-align: center;">Middle Channel</p>  <p>Center 1.88 GHz 2 dB/ Mean Pwr + 20 dB</p> <p>Complementary Cumulative Distribution Function (100000 samples)</p> <p>Trace 1</p> <p>Mean 20.79 dBm Peak 24.04 dBm Crest 3.24 dB</p> <p>10 % 2.64 dB 1 % 3.04 dB .1 % 3.16 dB .01 % 3.24 dB</p> <p>Date: 25.SEP.2022 16:26:21</p>
<p style="text-align: center;">Highest Channel</p>  <p>Center 1.9098 GHz 2 dB/ Mean Pwr + 20 dB</p> <p>Complementary Cumulative Distribution Function (100000 samples)</p> <p>Trace 1</p> <p>Mean 9.93 dBm Peak 10.63 dBm Crest 0.70 dB</p> <p>10 % 0.28 dB 1 % 0.44 dB .1 % 0.56 dB .01 % 0.64 dB</p> <p>Date: 25.SEP.2022 16:11:22</p>	<p style="text-align: center;">Highest Channel</p>  <p>Center 1.9098 GHz 2 dB/ Mean Pwr + 20 dB</p> <p>Complementary Cumulative Distribution Function (100000 samples)</p> <p>Trace 1</p> <p>Mean 20.36 dBm Peak 23.68 dBm Crest 3.32 dB</p> <p>10 % 2.64 dB 1 % 3.12 dB .1 % 3.20 dB .01 % 3.28 dB</p> <p>Date: 25.SEP.2022 16:26:41</p>

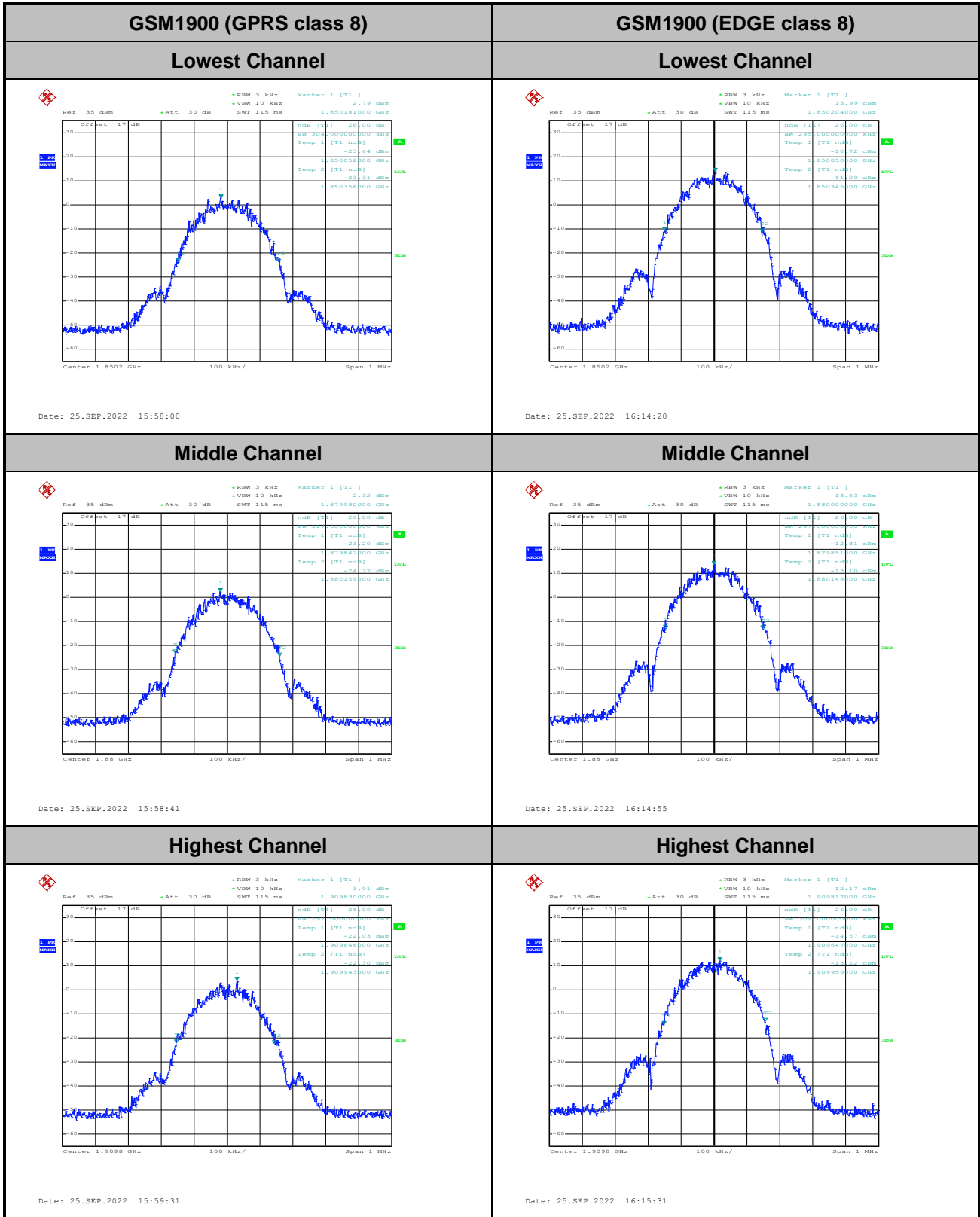


26dB Bandwidth

Mode	GSM850: 26dB BW(MHz)	
Mod.	GPRS class 8	EDGE class 8
Lowest CH	0.313	0.317
Middle CH	0.291	0.306
Highest CH	0.315	0.314

Mode	GSM1900: 26dB BW(MHz)	
Mod.	GPRS class 8	EDGE class 8
Lowest CH	0.304	0.295
Middle CH	0.317	0.297
Highest CH	0.297	0.309





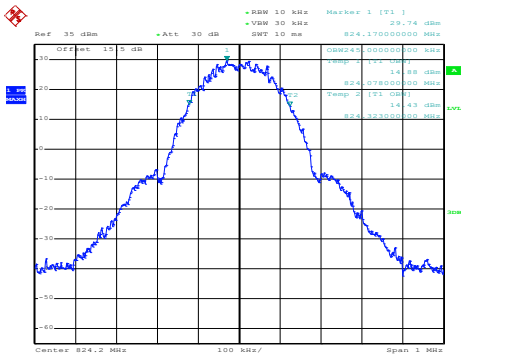
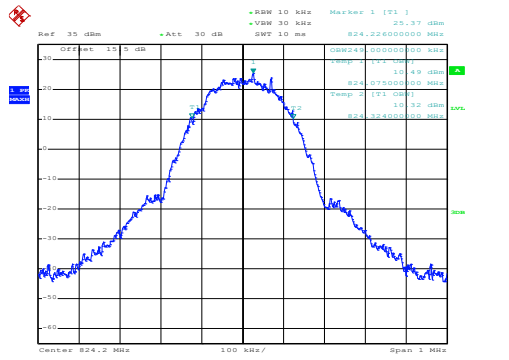
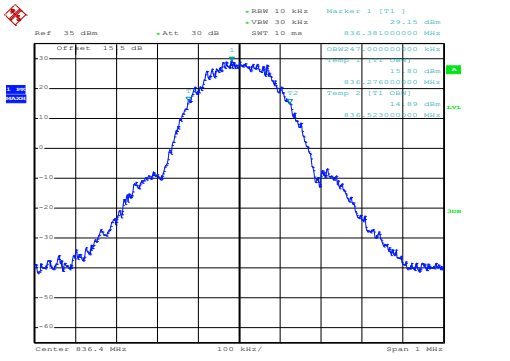
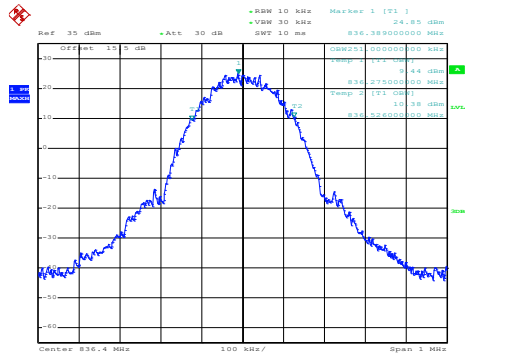
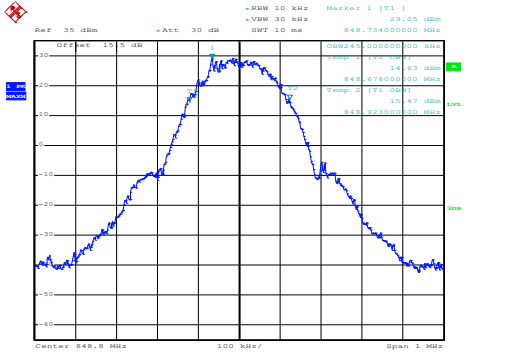
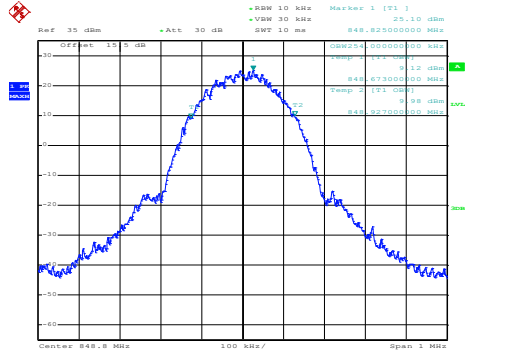


Occupied Bandwidth

Mode	GSM850: 99% OBW (MHz)	
Mod.	GPRS class 8	EDGE class 8
Lowest CH	0.245	0.249
Middle CH	0.247	0.251
Highest CH	0.245	0.254

Mode	GSM1900: 99% OBW (MHz)	
Mod.	GPRS class 8	EDGE class 8
Lowest CH	0.245	0.245
Middle CH	0.240	0.242
Highest CH	0.246	0.245



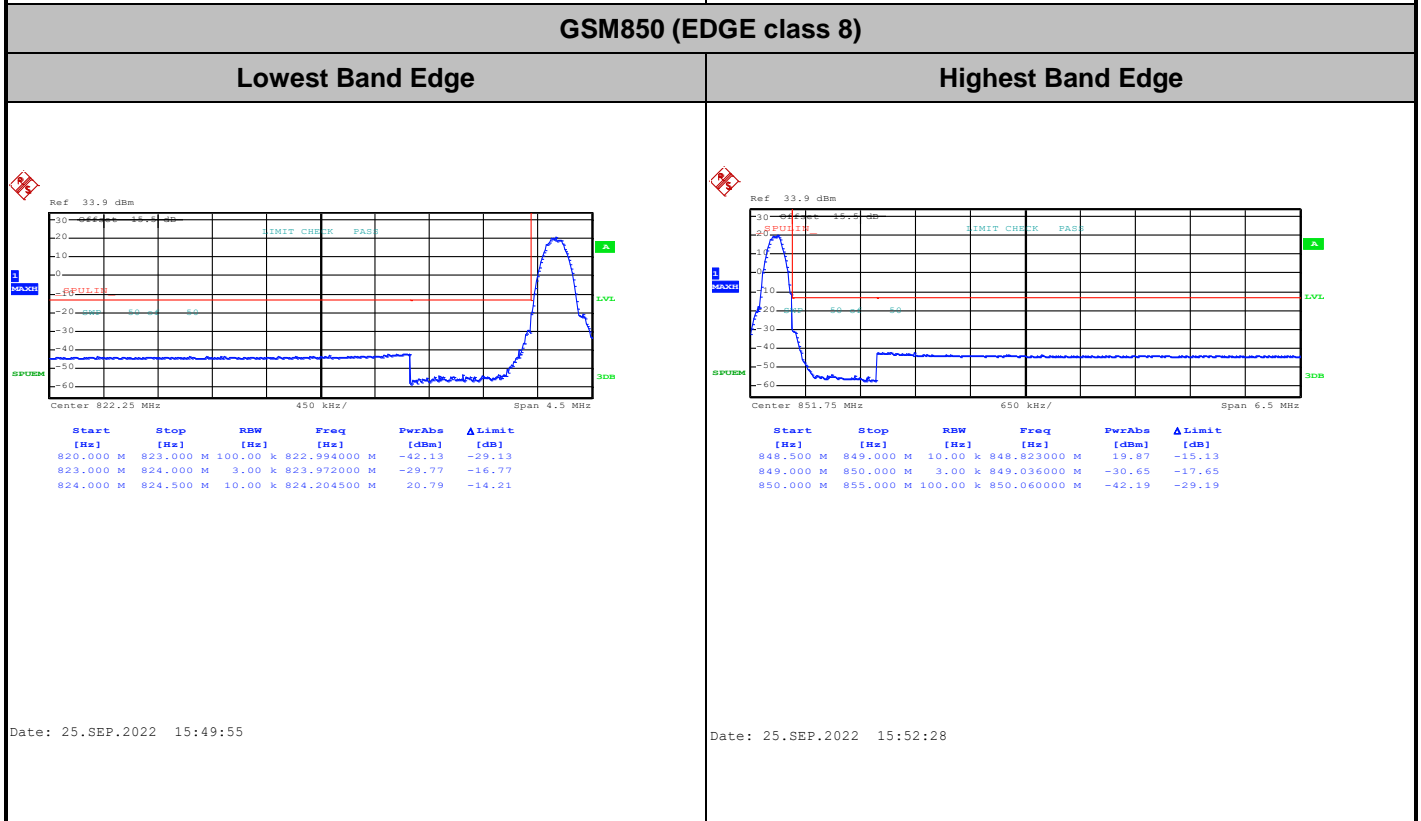
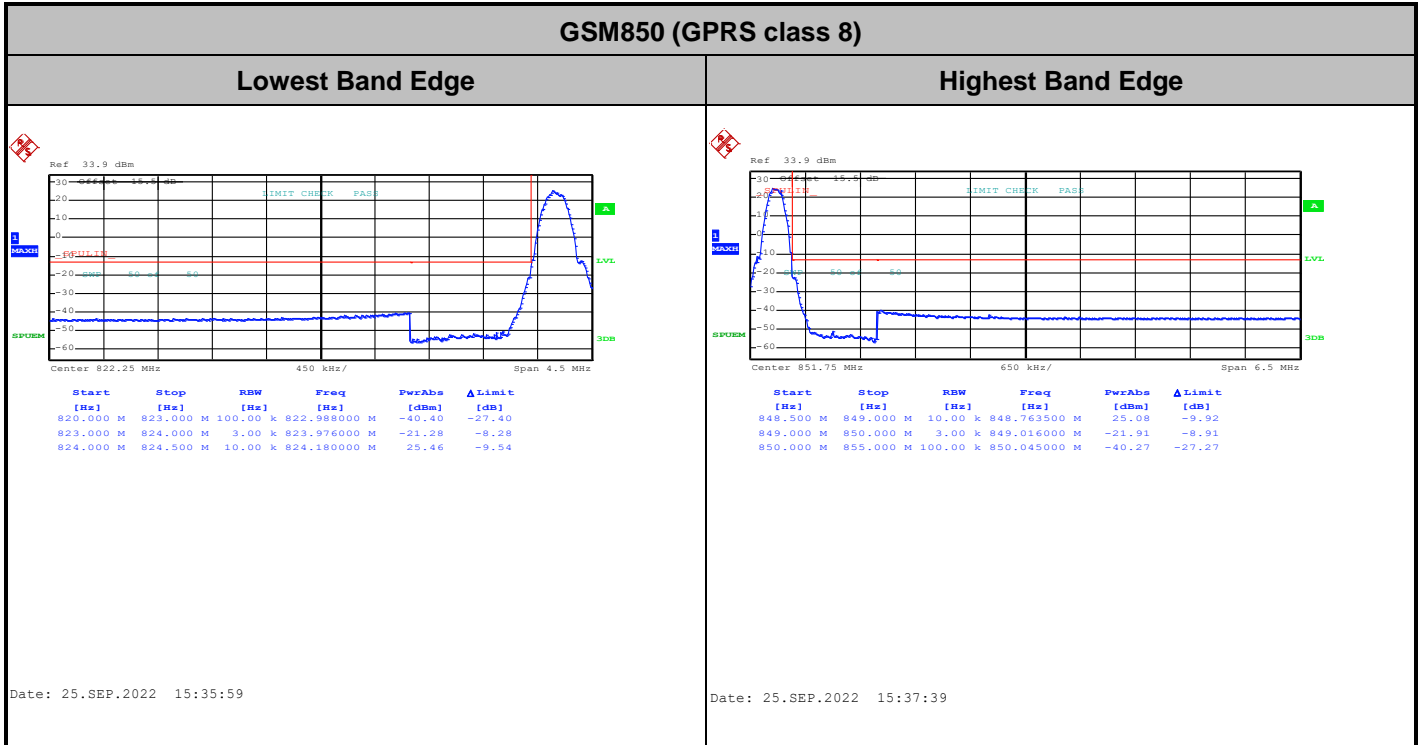
GSM850 (GPRS class 8)	GSM850 (EDGE class 8)
<p style="text-align: center;">Lowest Channel</p>  <p>Date: 25.SEP.2022 15:32:48</p>	<p style="text-align: center;">Lowest Channel</p>  <p>Date: 25.SEP.2022 15:47:03</p>
<p style="text-align: center;">Middle Channel</p>  <p>Date: 25.SEP.2022 15:33:43</p>	<p style="text-align: center;">Middle Channel</p>  <p>Date: 25.SEP.2022 15:47:38</p>
<p style="text-align: center;">Highest Channel</p>  <p>Date: 25.SEP.2022 15:34:18</p>	<p style="text-align: center;">Highest Channel</p>  <p>Date: 25.SEP.2022 15:48:14</p>



GSM1900 (GPRS class 8)	GSM1900 (EDGE class 8)
Lowest Channel	Lowest Channel
<p>Ref 35 dBm +Att 30 dB +RSW 10 kHz +VSW 30 kHz Marker 1 [T1] 2.14 dBm Center 1.8502 GHz 100 kHz/ Span 1 MHz Date: 25.SEP.2022 16:03:53</p>	<p>Ref 35 dBm +Att 30 dB +RSW 10 kHz +VSW 30 kHz Marker 1 [T1] 20.14 dBm Center 1.8502 GHz 100 kHz/ Span 1 MHz Date: 25.SEP.2022 16:19:10</p>
Middle Channel	Middle Channel
<p>Ref 35 dBm +Att 30 dB +RSW 10 kHz +VSW 30 kHz Marker 1 [T1] 7.47 dBm Center 1.88 GHz 100 kHz/ Span 1 MHz Date: 25.SEP.2022 16:04:31</p>	<p>Ref 35 dBm +Att 30 dB +RSW 10 kHz +VSW 30 kHz Marker 1 [T1] 18.27 dBm Center 1.88 GHz 100 kHz/ Span 1 MHz Date: 25.SEP.2022 16:19:49</p>
Highest Channel	Highest Channel
<p>Ref 35 dBm +Att 30 dB +RSW 10 kHz +VSW 30 kHz Marker 1 [T1] 2.23 dBm Center 1.9098 GHz 100 kHz/ Span 1 MHz Date: 25.SEP.2022 16:05:11</p>	<p>Ref 35 dBm +Att 30 dB +RSW 10 kHz +VSW 30 kHz Marker 1 [T1] 18.30 dBm Center 1.9098 GHz 100 kHz/ Span 1 MHz Date: 25.SEP.2022 16:20:28</p>



Conducted Band Edge

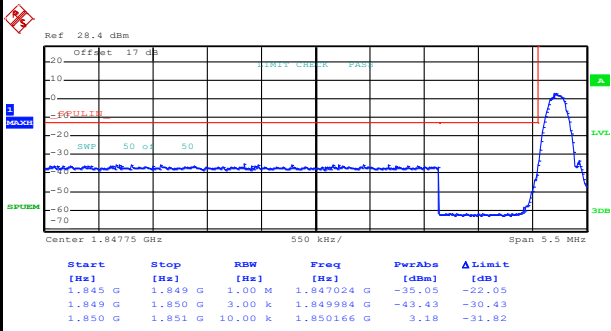




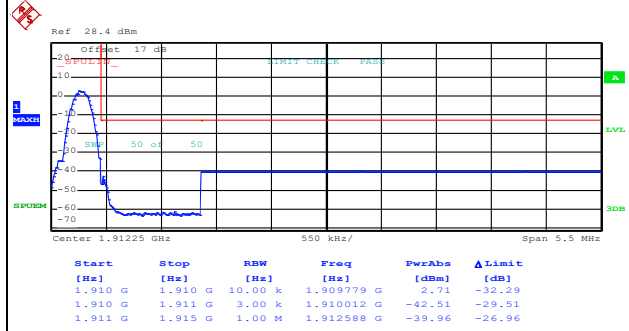
GSM1900 (GPRS class 8)

Lowest Band Edge

Highest Band Edge



Date: 25.SEP.2022 16:06:55

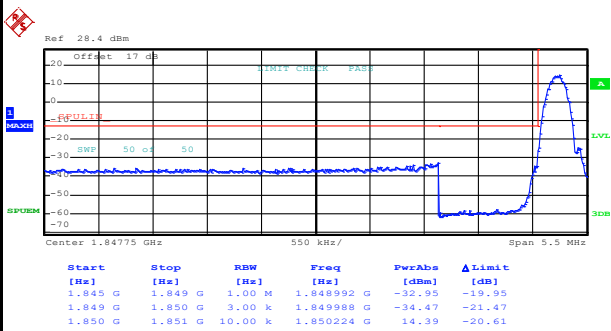


Date: 25.SEP.2022 16:08:43

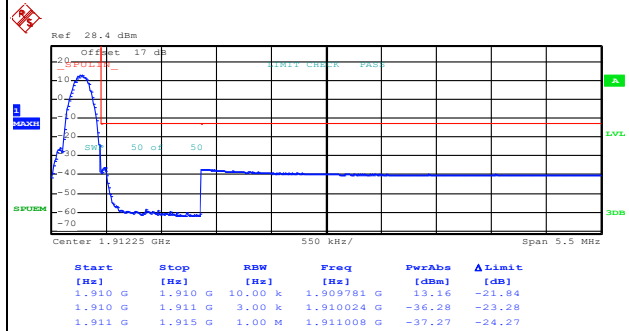
GSM1900 (EDGE class 8)

Lowest Band Edge

Highest Band Edge



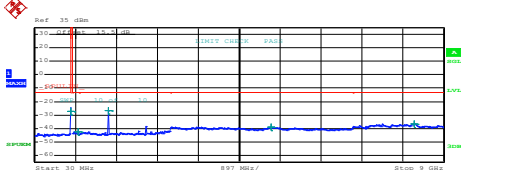
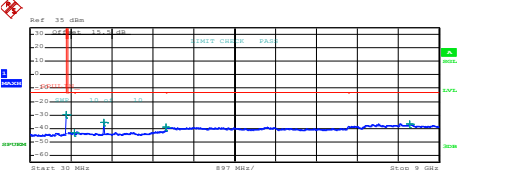
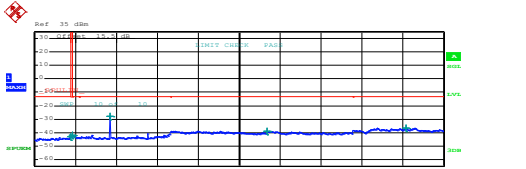
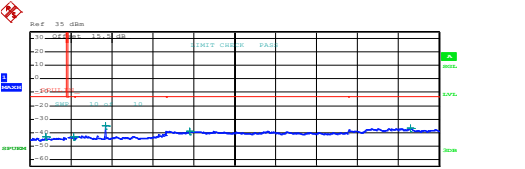
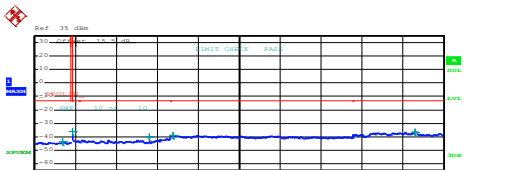
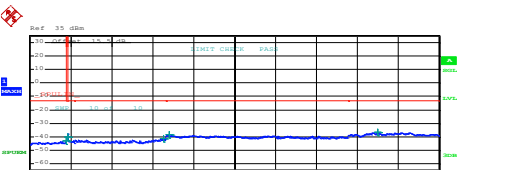
Date: 25.SEP.2022 16:22:09



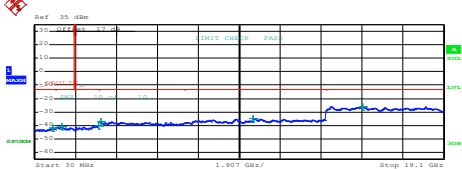
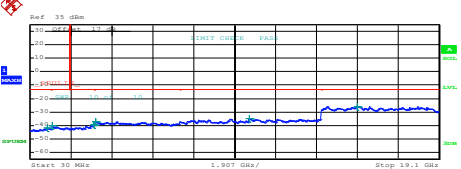
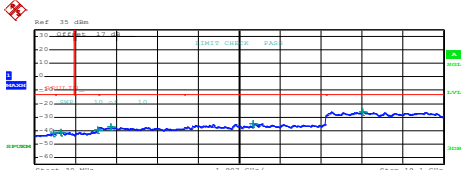
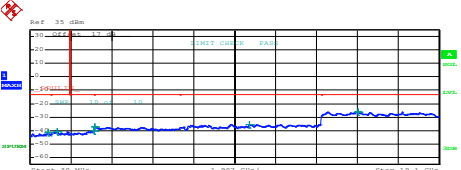
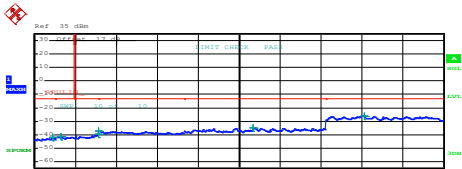
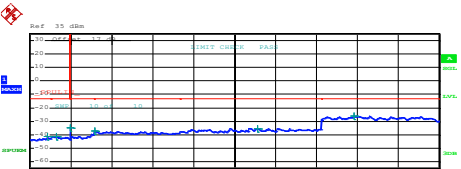
Date: 25.SEP.2022 16:24:30



Conducted Spurious Emission

GSM850 (GPRS class 8)	GSM850 (EDGE class 8)																																																																								
Lowest Channel	Lowest Channel																																																																								
 <table border="1" data-bbox="231 660 710 739"> <thead> <tr> <th>Start [Hz]</th> <th>Stop [Hz]</th> <th>RBW [Hz]</th> <th>Freq [Hz]</th> <th>PerAbs [dBm]</th> <th>ΔLimit [dB]</th> </tr> </thead> <tbody> <tr> <td>30.000 M</td> <td>820.000 M</td> <td>1.00 M</td> <td>818.800000 M</td> <td>-27.54</td> <td>-24.74</td> </tr> <tr> <td>855.000 M</td> <td>1.000 G</td> <td>1.00 M</td> <td>977.561258 M</td> <td>-42.73</td> <td>-29.73</td> </tr> <tr> <td>1.000 G</td> <td>3.000 G</td> <td>1.00 M</td> <td>1.648000 G</td> <td>-26.82</td> <td>-23.82</td> </tr> <tr> <td>3.000 G</td> <td>7.000 G</td> <td>1.00 M</td> <td>5.217000 G</td> <td>-38.82</td> <td>-25.82</td> </tr> <tr> <td>7.000 G</td> <td>9.000 G</td> <td>1.00 M</td> <td>8.349000 G</td> <td>-36.35</td> <td>-23.35</td> </tr> </tbody> </table> <p data-bbox="207 907 391 918">Date: 25.SEP.2022 15:29:29</p>	Start [Hz]	Stop [Hz]	RBW [Hz]	Freq [Hz]	PerAbs [dBm]	ΔLimit [dB]	30.000 M	820.000 M	1.00 M	818.800000 M	-27.54	-24.74	855.000 M	1.000 G	1.00 M	977.561258 M	-42.73	-29.73	1.000 G	3.000 G	1.00 M	1.648000 G	-26.82	-23.82	3.000 G	7.000 G	1.00 M	5.217000 G	-38.82	-25.82	7.000 G	9.000 G	1.00 M	8.349000 G	-36.35	-23.35	 <table border="1" data-bbox="885 660 1364 739"> <thead> <tr> <th>Start [Hz]</th> <th>Stop [Hz]</th> <th>RBW [Hz]</th> <th>Freq [Hz]</th> <th>PerAbs [dBm]</th> <th>ΔLimit [dB]</th> </tr> </thead> <tbody> <tr> <td>30.000 M</td> <td>820.000 M</td> <td>1.00 M</td> <td>818.800000 M</td> <td>-27.48</td> <td>-24.68</td> </tr> <tr> <td>855.000 M</td> <td>1.000 G</td> <td>1.00 M</td> <td>999.130010 M</td> <td>-42.81</td> <td>-29.81</td> </tr> <tr> <td>1.000 G</td> <td>3.000 G</td> <td>1.00 M</td> <td>1.648000 G</td> <td>-25.70</td> <td>-22.70</td> </tr> <tr> <td>3.000 G</td> <td>7.000 G</td> <td>1.00 M</td> <td>3.003000 G</td> <td>-39.10</td> <td>-26.10</td> </tr> <tr> <td>7.000 G</td> <td>9.000 G</td> <td>1.00 M</td> <td>8.354500 G</td> <td>-36.49</td> <td>-23.49</td> </tr> </tbody> </table> <p data-bbox="861 907 1045 918">Date: 25.SEP.2022 15:44:29</p>	Start [Hz]	Stop [Hz]	RBW [Hz]	Freq [Hz]	PerAbs [dBm]	ΔLimit [dB]	30.000 M	820.000 M	1.00 M	818.800000 M	-27.48	-24.68	855.000 M	1.000 G	1.00 M	999.130010 M	-42.81	-29.81	1.000 G	3.000 G	1.00 M	1.648000 G	-25.70	-22.70	3.000 G	7.000 G	1.00 M	3.003000 G	-39.10	-26.10	7.000 G	9.000 G	1.00 M	8.354500 G	-36.49	-23.49
Start [Hz]	Stop [Hz]	RBW [Hz]	Freq [Hz]	PerAbs [dBm]	ΔLimit [dB]																																																																				
30.000 M	820.000 M	1.00 M	818.800000 M	-27.54	-24.74																																																																				
855.000 M	1.000 G	1.00 M	977.561258 M	-42.73	-29.73																																																																				
1.000 G	3.000 G	1.00 M	1.648000 G	-26.82	-23.82																																																																				
3.000 G	7.000 G	1.00 M	5.217000 G	-38.82	-25.82																																																																				
7.000 G	9.000 G	1.00 M	8.349000 G	-36.35	-23.35																																																																				
Start [Hz]	Stop [Hz]	RBW [Hz]	Freq [Hz]	PerAbs [dBm]	ΔLimit [dB]																																																																				
30.000 M	820.000 M	1.00 M	818.800000 M	-27.48	-24.68																																																																				
855.000 M	1.000 G	1.00 M	999.130010 M	-42.81	-29.81																																																																				
1.000 G	3.000 G	1.00 M	1.648000 G	-25.70	-22.70																																																																				
3.000 G	7.000 G	1.00 M	3.003000 G	-39.10	-26.10																																																																				
7.000 G	9.000 G	1.00 M	8.354500 G	-36.49	-23.49																																																																				
Middle Channel	Middle Channel																																																																								
 <table border="1" data-bbox="231 1176 710 1254"> <thead> <tr> <th>Start [Hz]</th> <th>Stop [Hz]</th> <th>RBW [Hz]</th> <th>Freq [Hz]</th> <th>PerAbs [dBm]</th> <th>ΔLimit [dB]</th> </tr> </thead> <tbody> <tr> <td>30.000 M</td> <td>820.000 M</td> <td>1.00 M</td> <td>817.230000 M</td> <td>-43.36</td> <td>-30.36</td> </tr> <tr> <td>855.000 M</td> <td>1.000 G</td> <td>1.00 M</td> <td>863.446000 M</td> <td>-41.97</td> <td>-28.97</td> </tr> <tr> <td>1.000 G</td> <td>3.000 G</td> <td>1.00 M</td> <td>1.673000 G</td> <td>-28.07</td> <td>-15.07</td> </tr> <tr> <td>3.000 G</td> <td>7.000 G</td> <td>1.00 M</td> <td>5.129000 G</td> <td>-38.84</td> <td>-25.84</td> </tr> <tr> <td>7.000 G</td> <td>9.000 G</td> <td>1.00 M</td> <td>8.175000 G</td> <td>-36.53</td> <td>-23.53</td> </tr> </tbody> </table> <p data-bbox="207 1422 391 1433">Date: 25.SEP.2022 15:30:26</p>	Start [Hz]	Stop [Hz]	RBW [Hz]	Freq [Hz]	PerAbs [dBm]	ΔLimit [dB]	30.000 M	820.000 M	1.00 M	817.230000 M	-43.36	-30.36	855.000 M	1.000 G	1.00 M	863.446000 M	-41.97	-28.97	1.000 G	3.000 G	1.00 M	1.673000 G	-28.07	-15.07	3.000 G	7.000 G	1.00 M	5.129000 G	-38.84	-25.84	7.000 G	9.000 G	1.00 M	8.175000 G	-36.53	-23.53	 <table border="1" data-bbox="885 1176 1364 1254"> <thead> <tr> <th>Start [Hz]</th> <th>Stop [Hz]</th> <th>RBW [Hz]</th> <th>Freq [Hz]</th> <th>PerAbs [dBm]</th> <th>ΔLimit [dB]</th> </tr> </thead> <tbody> <tr> <td>30.000 M</td> <td>820.000 M</td> <td>1.00 M</td> <td>365.355000 M</td> <td>-43.23</td> <td>-30.23</td> </tr> <tr> <td>855.000 M</td> <td>1.000 G</td> <td>1.00 M</td> <td>874.407000 M</td> <td>-43.06</td> <td>-30.06</td> </tr> <tr> <td>1.000 G</td> <td>3.000 G</td> <td>1.00 M</td> <td>1.673000 G</td> <td>-34.74</td> <td>-21.74</td> </tr> <tr> <td>3.000 G</td> <td>7.000 G</td> <td>1.00 M</td> <td>3.028000 G</td> <td>-38.88</td> <td>-25.88</td> </tr> <tr> <td>7.000 G</td> <td>9.000 G</td> <td>1.00 M</td> <td>8.368000 G</td> <td>-36.71</td> <td>-23.71</td> </tr> </tbody> </table> <p data-bbox="861 1422 1045 1433">Date: 25.SEP.2022 15:45:24</p>	Start [Hz]	Stop [Hz]	RBW [Hz]	Freq [Hz]	PerAbs [dBm]	ΔLimit [dB]	30.000 M	820.000 M	1.00 M	365.355000 M	-43.23	-30.23	855.000 M	1.000 G	1.00 M	874.407000 M	-43.06	-30.06	1.000 G	3.000 G	1.00 M	1.673000 G	-34.74	-21.74	3.000 G	7.000 G	1.00 M	3.028000 G	-38.88	-25.88	7.000 G	9.000 G	1.00 M	8.368000 G	-36.71	-23.71
Start [Hz]	Stop [Hz]	RBW [Hz]	Freq [Hz]	PerAbs [dBm]	ΔLimit [dB]																																																																				
30.000 M	820.000 M	1.00 M	817.230000 M	-43.36	-30.36																																																																				
855.000 M	1.000 G	1.00 M	863.446000 M	-41.97	-28.97																																																																				
1.000 G	3.000 G	1.00 M	1.673000 G	-28.07	-15.07																																																																				
3.000 G	7.000 G	1.00 M	5.129000 G	-38.84	-25.84																																																																				
7.000 G	9.000 G	1.00 M	8.175000 G	-36.53	-23.53																																																																				
Start [Hz]	Stop [Hz]	RBW [Hz]	Freq [Hz]	PerAbs [dBm]	ΔLimit [dB]																																																																				
30.000 M	820.000 M	1.00 M	365.355000 M	-43.23	-30.23																																																																				
855.000 M	1.000 G	1.00 M	874.407000 M	-43.06	-30.06																																																																				
1.000 G	3.000 G	1.00 M	1.673000 G	-34.74	-21.74																																																																				
3.000 G	7.000 G	1.00 M	3.028000 G	-38.88	-25.88																																																																				
7.000 G	9.000 G	1.00 M	8.368000 G	-36.71	-23.71																																																																				
Highest Channel	Highest Channel																																																																								
 <table border="1" data-bbox="231 1691 710 1769"> <thead> <tr> <th>Start [Hz]</th> <th>Stop [Hz]</th> <th>RBW [Hz]</th> <th>Freq [Hz]</th> <th>PerAbs [dBm]</th> <th>ΔLimit [dB]</th> </tr> </thead> <tbody> <tr> <td>30.000 M</td> <td>820.000 M</td> <td>1.00 M</td> <td>640.670000 M</td> <td>-43.78</td> <td>-30.78</td> </tr> <tr> <td>855.000 M</td> <td>1.000 G</td> <td>1.00 M</td> <td>855.036000 M</td> <td>-35.85</td> <td>-22.85</td> </tr> <tr> <td>1.000 G</td> <td>3.000 G</td> <td>1.00 M</td> <td>2.046000 G</td> <td>-40.10</td> <td>-27.10</td> </tr> <tr> <td>3.000 G</td> <td>7.000 G</td> <td>1.00 M</td> <td>3.058000 G</td> <td>-38.80</td> <td>-25.80</td> </tr> <tr> <td>7.000 G</td> <td>9.000 G</td> <td>1.00 M</td> <td>8.379000 G</td> <td>-36.78</td> <td>-23.78</td> </tr> </tbody> </table> <p data-bbox="207 1937 391 1948">Date: 25.SEP.2022 15:32:02</p>	Start [Hz]	Stop [Hz]	RBW [Hz]	Freq [Hz]	PerAbs [dBm]	ΔLimit [dB]	30.000 M	820.000 M	1.00 M	640.670000 M	-43.78	-30.78	855.000 M	1.000 G	1.00 M	855.036000 M	-35.85	-22.85	1.000 G	3.000 G	1.00 M	2.046000 G	-40.10	-27.10	3.000 G	7.000 G	1.00 M	3.058000 G	-38.80	-25.80	7.000 G	9.000 G	1.00 M	8.379000 G	-36.78	-23.78	 <table border="1" data-bbox="885 1691 1364 1769"> <thead> <tr> <th>Start [Hz]</th> <th>Stop [Hz]</th> <th>RBW [Hz]</th> <th>Freq [Hz]</th> <th>PerAbs [dBm]</th> <th>ΔLimit [dB]</th> </tr> </thead> <tbody> <tr> <td>30.000 M</td> <td>820.000 M</td> <td>1.00 M</td> <td>811.115000 M</td> <td>-43.15</td> <td>-30.15</td> </tr> <tr> <td>855.000 M</td> <td>1.000 G</td> <td>1.00 M</td> <td>855.290000 M</td> <td>-40.42</td> <td>-27.42</td> </tr> <tr> <td>1.000 G</td> <td>3.000 G</td> <td>1.00 M</td> <td>2.050000 G</td> <td>-41.57</td> <td>-28.57</td> </tr> <tr> <td>3.000 G</td> <td>7.000 G</td> <td>1.00 M</td> <td>3.087000 G</td> <td>-38.57</td> <td>-25.57</td> </tr> <tr> <td>7.000 G</td> <td>9.000 G</td> <td>1.00 M</td> <td>7.652000 G</td> <td>-36.92</td> <td>-23.92</td> </tr> </tbody> </table> <p data-bbox="861 1937 1045 1948">Date: 25.SEP.2022 15:46:16</p>	Start [Hz]	Stop [Hz]	RBW [Hz]	Freq [Hz]	PerAbs [dBm]	ΔLimit [dB]	30.000 M	820.000 M	1.00 M	811.115000 M	-43.15	-30.15	855.000 M	1.000 G	1.00 M	855.290000 M	-40.42	-27.42	1.000 G	3.000 G	1.00 M	2.050000 G	-41.57	-28.57	3.000 G	7.000 G	1.00 M	3.087000 G	-38.57	-25.57	7.000 G	9.000 G	1.00 M	7.652000 G	-36.92	-23.92
Start [Hz]	Stop [Hz]	RBW [Hz]	Freq [Hz]	PerAbs [dBm]	ΔLimit [dB]																																																																				
30.000 M	820.000 M	1.00 M	640.670000 M	-43.78	-30.78																																																																				
855.000 M	1.000 G	1.00 M	855.036000 M	-35.85	-22.85																																																																				
1.000 G	3.000 G	1.00 M	2.046000 G	-40.10	-27.10																																																																				
3.000 G	7.000 G	1.00 M	3.058000 G	-38.80	-25.80																																																																				
7.000 G	9.000 G	1.00 M	8.379000 G	-36.78	-23.78																																																																				
Start [Hz]	Stop [Hz]	RBW [Hz]	Freq [Hz]	PerAbs [dBm]	ΔLimit [dB]																																																																				
30.000 M	820.000 M	1.00 M	811.115000 M	-43.15	-30.15																																																																				
855.000 M	1.000 G	1.00 M	855.290000 M	-40.42	-27.42																																																																				
1.000 G	3.000 G	1.00 M	2.050000 G	-41.57	-28.57																																																																				
3.000 G	7.000 G	1.00 M	3.087000 G	-38.57	-25.57																																																																				
7.000 G	9.000 G	1.00 M	7.652000 G	-36.92	-23.92																																																																				



GSM1900 (GPRS class 8)	GSM1900 (EDGE class 8)																																																																																				
Lowest Channel	Lowest Channel																																																																																				
 <table border="1" data-bbox="239 577 638 672"> <thead> <tr> <th>Start [Hz]</th> <th>Stop [Hz]</th> <th>RBW [Hz]</th> <th>Freq [Hz]</th> <th>PwrAbs [dBm]</th> <th>ΔLimit [dB]</th> </tr> </thead> <tbody> <tr> <td>30.0000 M</td> <td>1.0000 G</td> <td>1.000 M</td> <td>850.107500 M</td> <td>-43.04</td> <td>-28.04</td> </tr> <tr> <td>1.0000 G</td> <td>1.845 G</td> <td>1.000 M</td> <td>1.275470 G</td> <td>-40.97</td> <td>-27.97</td> </tr> <tr> <td>1.845 G</td> <td>3.0000 G</td> <td>1.000 M</td> <td>2.098745 G</td> <td>-40.28</td> <td>-27.28</td> </tr> <tr> <td>3.0000 G</td> <td>7.0000 G</td> <td>1.000 M</td> <td>3.114000 G</td> <td>-37.34</td> <td>-24.34</td> </tr> <tr> <td>7.0000 G</td> <td>13.6000 G</td> <td>1.000 M</td> <td>10.216875 G</td> <td>-34.93</td> <td>-21.93</td> </tr> <tr> <td>13.6000 G</td> <td>19.1000 G</td> <td>1.000 M</td> <td>15.323625 G</td> <td>-25.93</td> <td>-12.93</td> </tr> </tbody> </table> <p data-bbox="207 824 383 840">Date: 25.SEP.2022 16:01:03</p>	Start [Hz]	Stop [Hz]	RBW [Hz]	Freq [Hz]	PwrAbs [dBm]	ΔLimit [dB]	30.0000 M	1.0000 G	1.000 M	850.107500 M	-43.04	-28.04	1.0000 G	1.845 G	1.000 M	1.275470 G	-40.97	-27.97	1.845 G	3.0000 G	1.000 M	2.098745 G	-40.28	-27.28	3.0000 G	7.0000 G	1.000 M	3.114000 G	-37.34	-24.34	7.0000 G	13.6000 G	1.000 M	10.216875 G	-34.93	-21.93	13.6000 G	19.1000 G	1.000 M	15.323625 G	-25.93	-12.93	 <table border="1" data-bbox="893 577 1292 672"> <thead> <tr> <th>Start [Hz]</th> <th>Stop [Hz]</th> <th>RBW [Hz]</th> <th>Freq [Hz]</th> <th>PwrAbs [dBm]</th> <th>ΔLimit [dB]</th> </tr> </thead> <tbody> <tr> <td>30.0000 M</td> <td>1.0000 G</td> <td>1.000 M</td> <td>843.102500 M</td> <td>-42.06</td> <td>-28.06</td> </tr> <tr> <td>1.0000 G</td> <td>1.845 G</td> <td>1.000 M</td> <td>1.062741 G</td> <td>-40.07</td> <td>-27.07</td> </tr> <tr> <td>1.845 G</td> <td>3.0000 G</td> <td>1.000 M</td> <td>2.992591 G</td> <td>-39.41</td> <td>-26.41</td> </tr> <tr> <td>3.0000 G</td> <td>7.0000 G</td> <td>1.000 M</td> <td>3.084000 G</td> <td>-37.27</td> <td>-24.27</td> </tr> <tr> <td>7.0000 G</td> <td>13.6000 G</td> <td>1.000 M</td> <td>10.241425 G</td> <td>-35.15</td> <td>-22.15</td> </tr> <tr> <td>13.6000 G</td> <td>19.1000 G</td> <td>1.000 M</td> <td>15.326750 G</td> <td>-25.89</td> <td>-12.89</td> </tr> </tbody> </table> <p data-bbox="861 824 1037 840">Date: 25.SEP.2022 16:16:30</p>	Start [Hz]	Stop [Hz]	RBW [Hz]	Freq [Hz]	PwrAbs [dBm]	ΔLimit [dB]	30.0000 M	1.0000 G	1.000 M	843.102500 M	-42.06	-28.06	1.0000 G	1.845 G	1.000 M	1.062741 G	-40.07	-27.07	1.845 G	3.0000 G	1.000 M	2.992591 G	-39.41	-26.41	3.0000 G	7.0000 G	1.000 M	3.084000 G	-37.27	-24.27	7.0000 G	13.6000 G	1.000 M	10.241425 G	-35.15	-22.15	13.6000 G	19.1000 G	1.000 M	15.326750 G	-25.89	-12.89
Start [Hz]	Stop [Hz]	RBW [Hz]	Freq [Hz]	PwrAbs [dBm]	ΔLimit [dB]																																																																																
30.0000 M	1.0000 G	1.000 M	850.107500 M	-43.04	-28.04																																																																																
1.0000 G	1.845 G	1.000 M	1.275470 G	-40.97	-27.97																																																																																
1.845 G	3.0000 G	1.000 M	2.098745 G	-40.28	-27.28																																																																																
3.0000 G	7.0000 G	1.000 M	3.114000 G	-37.34	-24.34																																																																																
7.0000 G	13.6000 G	1.000 M	10.216875 G	-34.93	-21.93																																																																																
13.6000 G	19.1000 G	1.000 M	15.323625 G	-25.93	-12.93																																																																																
Start [Hz]	Stop [Hz]	RBW [Hz]	Freq [Hz]	PwrAbs [dBm]	ΔLimit [dB]																																																																																
30.0000 M	1.0000 G	1.000 M	843.102500 M	-42.06	-28.06																																																																																
1.0000 G	1.845 G	1.000 M	1.062741 G	-40.07	-27.07																																																																																
1.845 G	3.0000 G	1.000 M	2.992591 G	-39.41	-26.41																																																																																
3.0000 G	7.0000 G	1.000 M	3.084000 G	-37.27	-24.27																																																																																
7.0000 G	13.6000 G	1.000 M	10.241425 G	-35.15	-22.15																																																																																
13.6000 G	19.1000 G	1.000 M	15.326750 G	-25.89	-12.89																																																																																
Middle Channel	Middle Channel																																																																																				
 <table border="1" data-bbox="239 1093 638 1187"> <thead> <tr> <th>Start [Hz]</th> <th>Stop [Hz]</th> <th>RBW [Hz]</th> <th>Freq [Hz]</th> <th>PwrAbs [dBm]</th> <th>ΔLimit [dB]</th> </tr> </thead> <tbody> <tr> <td>30.0000 M</td> <td>1.0000 G</td> <td>1.000 M</td> <td>850.482500 M</td> <td>-41.77</td> <td>-28.77</td> </tr> <tr> <td>1.0000 G</td> <td>1.845 G</td> <td>1.000 M</td> <td>1.233331 G</td> <td>-40.08</td> <td>-27.08</td> </tr> <tr> <td>1.845 G</td> <td>3.0000 G</td> <td>1.000 M</td> <td>2.982640 G</td> <td>-39.84</td> <td>-26.84</td> </tr> <tr> <td>3.0000 G</td> <td>7.0000 G</td> <td>1.000 M</td> <td>3.059000 G</td> <td>-37.22</td> <td>-24.22</td> </tr> <tr> <td>7.0000 G</td> <td>13.6000 G</td> <td>1.000 M</td> <td>10.210375 G</td> <td>-34.71</td> <td>-21.71</td> </tr> <tr> <td>13.6000 G</td> <td>19.1000 G</td> <td>1.000 M</td> <td>15.338688 G</td> <td>-25.84</td> <td>-12.84</td> </tr> </tbody> </table> <p data-bbox="207 1344 383 1359">Date: 25.SEP.2022 16:02:02</p>	Start [Hz]	Stop [Hz]	RBW [Hz]	Freq [Hz]	PwrAbs [dBm]	ΔLimit [dB]	30.0000 M	1.0000 G	1.000 M	850.482500 M	-41.77	-28.77	1.0000 G	1.845 G	1.000 M	1.233331 G	-40.08	-27.08	1.845 G	3.0000 G	1.000 M	2.982640 G	-39.84	-26.84	3.0000 G	7.0000 G	1.000 M	3.059000 G	-37.22	-24.22	7.0000 G	13.6000 G	1.000 M	10.210375 G	-34.71	-21.71	13.6000 G	19.1000 G	1.000 M	15.338688 G	-25.84	-12.84	 <table border="1" data-bbox="893 1093 1292 1187"> <thead> <tr> <th>Start [Hz]</th> <th>Stop [Hz]</th> <th>RBW [Hz]</th> <th>Freq [Hz]</th> <th>PwrAbs [dBm]</th> <th>ΔLimit [dB]</th> </tr> </thead> <tbody> <tr> <td>30.0000 M</td> <td>1.0000 G</td> <td>1.000 M</td> <td>850.865000 M</td> <td>-41.28</td> <td>-28.28</td> </tr> <tr> <td>1.0000 G</td> <td>1.845 G</td> <td>1.000 M</td> <td>1.020139 G</td> <td>-40.30</td> <td>-27.30</td> </tr> <tr> <td>1.845 G</td> <td>3.0000 G</td> <td>1.000 M</td> <td>2.989130 G</td> <td>-40.03</td> <td>-27.03</td> </tr> <tr> <td>3.0000 G</td> <td>7.0000 G</td> <td>1.000 M</td> <td>3.052000 G</td> <td>-37.34</td> <td>-24.34</td> </tr> <tr> <td>7.0000 G</td> <td>13.6000 G</td> <td>1.000 M</td> <td>10.237500 G</td> <td>-35.40</td> <td>-22.40</td> </tr> <tr> <td>13.6000 G</td> <td>19.1000 G</td> <td>1.000 M</td> <td>15.335938 G</td> <td>-25.88</td> <td>-12.88</td> </tr> </tbody> </table> <p data-bbox="861 1344 1037 1359">Date: 25.SEP.2022 16:17:30</p>	Start [Hz]	Stop [Hz]	RBW [Hz]	Freq [Hz]	PwrAbs [dBm]	ΔLimit [dB]	30.0000 M	1.0000 G	1.000 M	850.865000 M	-41.28	-28.28	1.0000 G	1.845 G	1.000 M	1.020139 G	-40.30	-27.30	1.845 G	3.0000 G	1.000 M	2.989130 G	-40.03	-27.03	3.0000 G	7.0000 G	1.000 M	3.052000 G	-37.34	-24.34	7.0000 G	13.6000 G	1.000 M	10.237500 G	-35.40	-22.40	13.6000 G	19.1000 G	1.000 M	15.335938 G	-25.88	-12.88
Start [Hz]	Stop [Hz]	RBW [Hz]	Freq [Hz]	PwrAbs [dBm]	ΔLimit [dB]																																																																																
30.0000 M	1.0000 G	1.000 M	850.482500 M	-41.77	-28.77																																																																																
1.0000 G	1.845 G	1.000 M	1.233331 G	-40.08	-27.08																																																																																
1.845 G	3.0000 G	1.000 M	2.982640 G	-39.84	-26.84																																																																																
3.0000 G	7.0000 G	1.000 M	3.059000 G	-37.22	-24.22																																																																																
7.0000 G	13.6000 G	1.000 M	10.210375 G	-34.71	-21.71																																																																																
13.6000 G	19.1000 G	1.000 M	15.338688 G	-25.84	-12.84																																																																																
Start [Hz]	Stop [Hz]	RBW [Hz]	Freq [Hz]	PwrAbs [dBm]	ΔLimit [dB]																																																																																
30.0000 M	1.0000 G	1.000 M	850.865000 M	-41.28	-28.28																																																																																
1.0000 G	1.845 G	1.000 M	1.020139 G	-40.30	-27.30																																																																																
1.845 G	3.0000 G	1.000 M	2.989130 G	-40.03	-27.03																																																																																
3.0000 G	7.0000 G	1.000 M	3.052000 G	-37.34	-24.34																																																																																
7.0000 G	13.6000 G	1.000 M	10.237500 G	-35.40	-22.40																																																																																
13.6000 G	19.1000 G	1.000 M	15.335938 G	-25.88	-12.88																																																																																
Highest Channel	Highest Channel																																																																																				
 <table border="1" data-bbox="239 1608 638 1702"> <thead> <tr> <th>Start [Hz]</th> <th>Stop [Hz]</th> <th>RBW [Hz]</th> <th>Freq [Hz]</th> <th>PwrAbs [dBm]</th> <th>ΔLimit [dB]</th> </tr> </thead> <tbody> <tr> <td>30.0000 M</td> <td>1.0000 G</td> <td>1.000 M</td> <td>854.030000 M</td> <td>-41.73</td> <td>-28.73</td> </tr> <tr> <td>1.0000 G</td> <td>1.845 G</td> <td>1.000 M</td> <td>1.249697 G</td> <td>-41.16</td> <td>-28.16</td> </tr> <tr> <td>1.845 G</td> <td>3.0000 G</td> <td>1.000 M</td> <td>2.998466 G</td> <td>-39.44</td> <td>-26.44</td> </tr> <tr> <td>3.0000 G</td> <td>7.0000 G</td> <td>1.000 M</td> <td>3.008000 G</td> <td>-36.96</td> <td>-23.96</td> </tr> <tr> <td>7.0000 G</td> <td>13.6000 G</td> <td>1.000 M</td> <td>10.217500 G</td> <td>-35.15</td> <td>-22.15</td> </tr> <tr> <td>13.6000 G</td> <td>19.1000 G</td> <td>1.000 M</td> <td>15.388388 G</td> <td>-25.88</td> <td>-12.88</td> </tr> </tbody> </table> <p data-bbox="207 1859 383 1874">Date: 25.SEP.2022 16:03:01</p>	Start [Hz]	Stop [Hz]	RBW [Hz]	Freq [Hz]	PwrAbs [dBm]	ΔLimit [dB]	30.0000 M	1.0000 G	1.000 M	854.030000 M	-41.73	-28.73	1.0000 G	1.845 G	1.000 M	1.249697 G	-41.16	-28.16	1.845 G	3.0000 G	1.000 M	2.998466 G	-39.44	-26.44	3.0000 G	7.0000 G	1.000 M	3.008000 G	-36.96	-23.96	7.0000 G	13.6000 G	1.000 M	10.217500 G	-35.15	-22.15	13.6000 G	19.1000 G	1.000 M	15.388388 G	-25.88	-12.88	 <table border="1" data-bbox="893 1608 1292 1702"> <thead> <tr> <th>Start [Hz]</th> <th>Stop [Hz]</th> <th>RBW [Hz]</th> <th>Freq [Hz]</th> <th>PwrAbs [dBm]</th> <th>ΔLimit [dB]</th> </tr> </thead> <tbody> <tr> <td>30.0000 M</td> <td>1.0000 G</td> <td>1.000 M</td> <td>850.707500 M</td> <td>-41.38</td> <td>-28.38</td> </tr> <tr> <td>1.0000 G</td> <td>1.845 G</td> <td>1.000 M</td> <td>1.260260 G</td> <td>-41.06</td> <td>-28.06</td> </tr> <tr> <td>1.845 G</td> <td>3.0000 G</td> <td>1.000 M</td> <td>1.932371 G</td> <td>-34.78</td> <td>-21.78</td> </tr> <tr> <td>3.0000 G</td> <td>7.0000 G</td> <td>1.000 M</td> <td>3.024000 G</td> <td>-37.20</td> <td>-24.20</td> </tr> <tr> <td>7.0000 G</td> <td>13.6000 G</td> <td>1.000 M</td> <td>10.643200 G</td> <td>-35.29</td> <td>-22.29</td> </tr> <tr> <td>13.6000 G</td> <td>19.1000 G</td> <td>1.000 M</td> <td>15.331750 G</td> <td>-26.10</td> <td>-13.10</td> </tr> </tbody> </table> <p data-bbox="861 1859 1037 1874">Date: 25.SEP.2022 16:18:24</p>	Start [Hz]	Stop [Hz]	RBW [Hz]	Freq [Hz]	PwrAbs [dBm]	ΔLimit [dB]	30.0000 M	1.0000 G	1.000 M	850.707500 M	-41.38	-28.38	1.0000 G	1.845 G	1.000 M	1.260260 G	-41.06	-28.06	1.845 G	3.0000 G	1.000 M	1.932371 G	-34.78	-21.78	3.0000 G	7.0000 G	1.000 M	3.024000 G	-37.20	-24.20	7.0000 G	13.6000 G	1.000 M	10.643200 G	-35.29	-22.29	13.6000 G	19.1000 G	1.000 M	15.331750 G	-26.10	-13.10
Start [Hz]	Stop [Hz]	RBW [Hz]	Freq [Hz]	PwrAbs [dBm]	ΔLimit [dB]																																																																																
30.0000 M	1.0000 G	1.000 M	854.030000 M	-41.73	-28.73																																																																																
1.0000 G	1.845 G	1.000 M	1.249697 G	-41.16	-28.16																																																																																
1.845 G	3.0000 G	1.000 M	2.998466 G	-39.44	-26.44																																																																																
3.0000 G	7.0000 G	1.000 M	3.008000 G	-36.96	-23.96																																																																																
7.0000 G	13.6000 G	1.000 M	10.217500 G	-35.15	-22.15																																																																																
13.6000 G	19.1000 G	1.000 M	15.388388 G	-25.88	-12.88																																																																																
Start [Hz]	Stop [Hz]	RBW [Hz]	Freq [Hz]	PwrAbs [dBm]	ΔLimit [dB]																																																																																
30.0000 M	1.0000 G	1.000 M	850.707500 M	-41.38	-28.38																																																																																
1.0000 G	1.845 G	1.000 M	1.260260 G	-41.06	-28.06																																																																																
1.845 G	3.0000 G	1.000 M	1.932371 G	-34.78	-21.78																																																																																
3.0000 G	7.0000 G	1.000 M	3.024000 G	-37.20	-24.20																																																																																
7.0000 G	13.6000 G	1.000 M	10.643200 G	-35.29	-22.29																																																																																
13.6000 G	19.1000 G	1.000 M	15.331750 G	-26.10	-13.10																																																																																



Frequency Stability

Test Conditions	Middle Channel	GSM850 (GPRS class 8)	GSM850 (EDGE class 8)	Limit Note 2
Temperature (°C)	Voltage (Volt)	Deviation (ppm)		Result
50	Normal Voltage	0.0012	0.0287	PASS
40	Normal Voltage	0.0012	0.0215	
30	Normal Voltage	0.0000	0.0108	
20(Ref.)	Normal Voltage	0.0000	0.0000	
10	Normal Voltage	0.0024	0.0012	
0	Normal Voltage	0.0036	0.0024	
-10	Normal Voltage	0.0048	0.0036	
-20	Normal Voltage	0.0048	0.0036	
-30	Normal Voltage	0.0060	0.0048	
20	Maximum Voltage	0.0036	0.0072	
20	Normal Voltage	0.0000	0.0000	
20	Battery End Point	0.0084	0.0024	

Test Conditions	Middle Channel	GSM1900 (GPRS class 8)	GSM1900 (EDGE class 8)	Limit Note 2.
Temperature (°C)	Voltage (Volt)	Deviation (ppm)		Result
50	Normal Voltage	0.0324	0.0404	PASS
40	Normal Voltage	0.0271	0.0372	
30	Normal Voltage	0.0207	0.0314	
20(Ref.)	Normal Voltage	0.0000	0.0000	
10	Normal Voltage	0.0000	0.0011	
0	Normal Voltage	0.0005	0.0027	
-10	Normal Voltage	0.0005	0.0032	
-20	Normal Voltage	0.0011	0.0037	
-30	Normal Voltage	0.0011	0.0037	
20	Maximum Voltage	0.0021	0.0048	
20	Normal Voltage	0.0000	0.0000	
20	Battery End Point	0.0005	0.0112	

Note:

1. Normal Voltage = 3.85V. ; Battery End Point (BEP) = 3.60V. ; Maximum Voltage =4.45 V
2. The frequency fundamental emissions stay within the authorized frequency block.

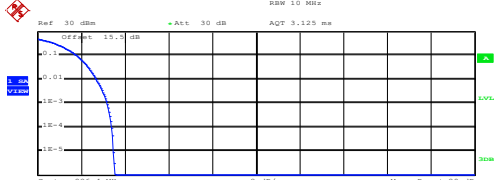
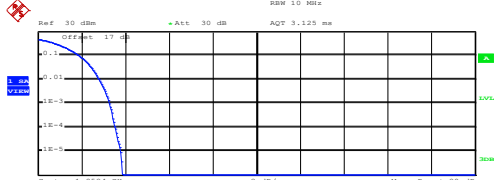
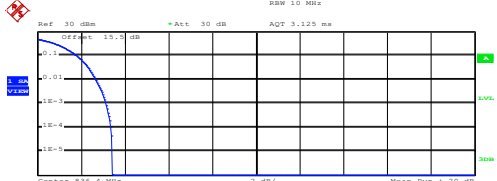

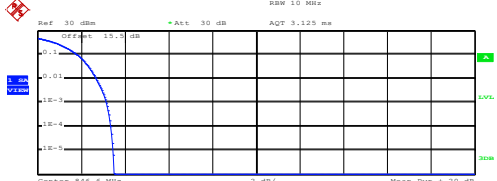
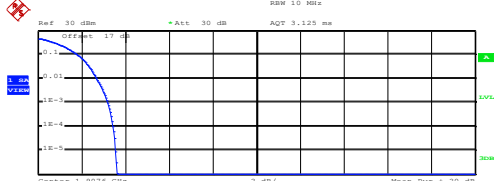


A2. WCDMA

Peak-to-Average Ratio

Mode	WCDMA Band V	WCDMA Band II	WCDMA Band IV	Limit: 13dB
Mod.	RMC 12.2Kbps	RMC 12.2Kbps	RMC 12.2Kbps	Result
Lowest CH	3.20	3.28	3.44	PASS
Middle CH	3.16	3.28	4.40	
Highest CH	3.16	3.20	3.44	

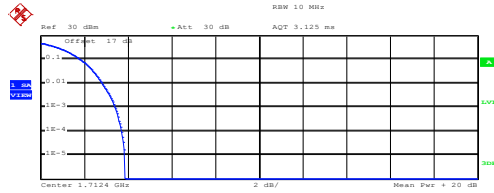


WCDMA Band V (RMC 12.2Kbps)	WCDMA Band II (RMC 12.2Kbps)
<p align="center">Lowest Channel</p>  <p>Center 826.4 MHz 2 dB/ Mean Pwr + 20 dB</p> <p>Complementary Cumulative Distribution Function (100000 samples)</p> <p>Trace 1</p> <p>Mean 21.07 dBm Peak 24.61 dBm Crest 3.54 dB</p> <p>10 % 1.80 dB 1 % 2.68 dB .1 % 3.20 dB .01 % 3.40 dB</p> <p>Date: 25.SEP.2022 15:20:42</p>	<p align="center">Lowest Channel</p>  <p>Center 1.8524 GHz 2 dB/ Mean Pwr + 20 dB</p> <p>Complementary Cumulative Distribution Function (100000 samples)</p> <p>Trace 1</p> <p>Mean 21.81 dBm Peak 25.67 dBm Crest 3.86 dB</p> <p>10 % 1.88 dB 1 % 2.80 dB .1 % 3.28 dB .01 % 3.56 dB</p> <p>Date: 25.SEP.2022 14:35:44</p>
<p align="center">Middle Channel</p>  <p>Center 836.4 MHz 2 dB/ Mean Pwr + 20 dB</p> <p>Complementary Cumulative Distribution Function (100000 samples)</p> <p>Trace 1</p> <p>Mean 21.25 dBm Peak 24.68 dBm Crest 3.43 dB</p> <p>10 % 1.80 dB 1 % 2.68 dB .1 % 3.16 dB .01 % 3.36 dB</p> <p>Date: 25.SEP.2022 15:21:00</p>	<p align="center">Middle Channel</p>  <p>Center 1.88 GHz 2 dB/ Mean Pwr + 20 dB</p> <p>Complementary Cumulative Distribution Function (100000 samples)</p> <p>Trace 1</p> <p>Mean 21.78 dBm Peak 25.53 dBm Crest 3.75 dB</p> <p>10 % 1.84 dB 1 % 2.76 dB .1 % 3.28 dB .01 % 3.52 dB</p> <p>Date: 25.SEP.2022 14:36:00</p>
<p align="center">Highest Channel</p>  <p>Center 846.6 MHz 2 dB/ Mean Pwr + 20 dB</p> <p>Complementary Cumulative Distribution Function (100000 samples)</p> <p>Trace 1</p> <p>Mean 21.44 dBm Peak 24.96 dBm Crest 3.52 dB</p> <p>10 % 1.84 dB 1 % 2.68 dB .1 % 3.16 dB .01 % 3.36 dB</p> <p>Date: 25.SEP.2022 15:21:23</p>	<p align="center">Highest Channel</p>  <p>Center 1.9076 GHz 2 dB/ Mean Pwr + 20 dB</p> <p>Complementary Cumulative Distribution Function (100000 samples)</p> <p>Trace 1</p> <p>Mean 21.77 dBm Peak 25.38 dBm Crest 3.62 dB</p> <p>10 % 1.80 dB 1 % 2.68 dB .1 % 3.20 dB .01 % 3.44 dB</p> <p>Date: 25.SEP.2022 14:36:21</p>



WCDMA Band IV (RMC 12.2Kbps)

Lowest Channel



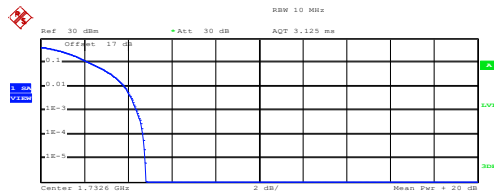
Complementary Cumulative Distribution Function (100000 samples)

Trace 1
 Mean 22.22 dBm
 Peak 26.09 dBm
 Crest 3.87 dB

10 %	1.84 dB
1 %	2.84 dB
.1 %	3.44 dB
.01 %	3.72 dB

Date: 25.SEP.2022 14:56:25

Middle Channel



Complementary Cumulative Distribution Function (100000 samples)

Trace 1
 Mean 22.59 dBm
 Peak 27.43 dBm
 Crest 4.84 dB

10 %	2.28 dB
1 %	3.84 dB
.1 %	4.40 dB
.01 %	4.68 dB

Date: 25.SEP.2022 14:56:44

Highest Channel



Complementary Cumulative Distribution Function (100000 samples)

Trace 1
 Mean 22.40 dBm
 Peak 26.16 dBm
 Crest 3.76 dB

10 %	1.88 dB
1 %	2.84 dB
.1 %	3.44 dB
.01 %	3.64 dB

Date: 25.SEP.2022 14:57:22



26dB Bandwidth

Mode	WCDMA Band V: 26dB BW(MHz)	WCDMA Band II: 26dB BW(MHz)	WCDMA Band IV: 26dB BW(MHz)
Mod.	RMC 12.2Kbps	RMC 12.2Kbps	RMC 12.2Kbps
Lowest CH	4.76	4.77	4.77
Middle CH	4.76	4.77	4.75
Highest CH	4.73	4.75	4.74

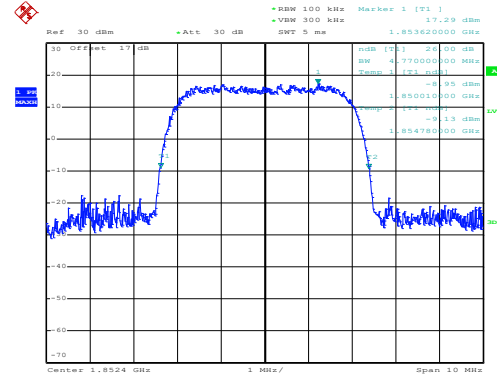
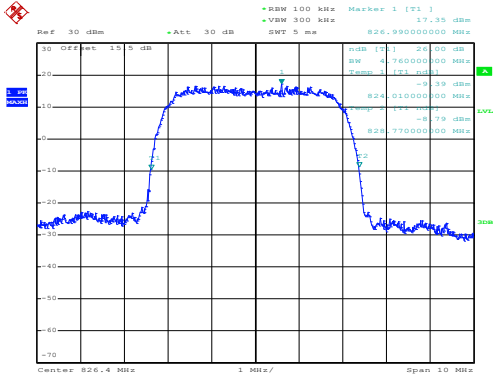


WCDMA Band V (RMC 12.2Kbps)

WCDMA Band II (RMC 12.2Kbps)

Lowest Channel

Lowest Channel

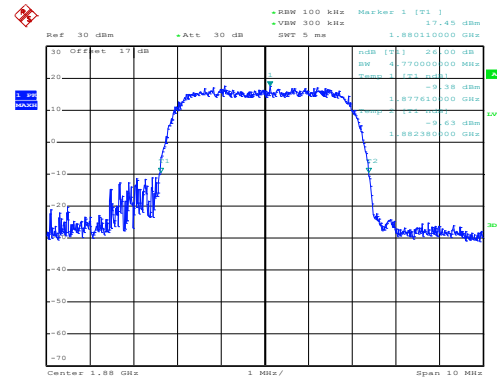
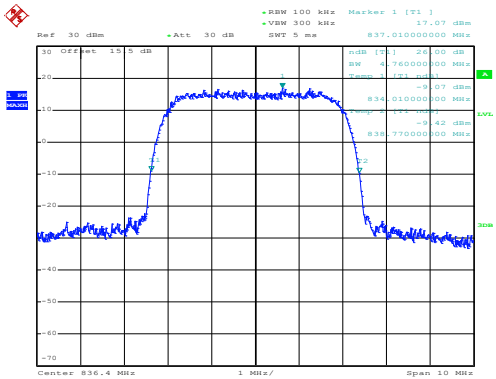


Date: 25.SEP.2022 15:01:37

Date: 25.SEP.2022 14:21:15

Middle Channel

Middle Channel

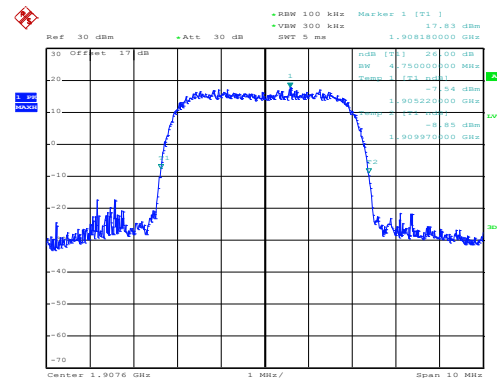
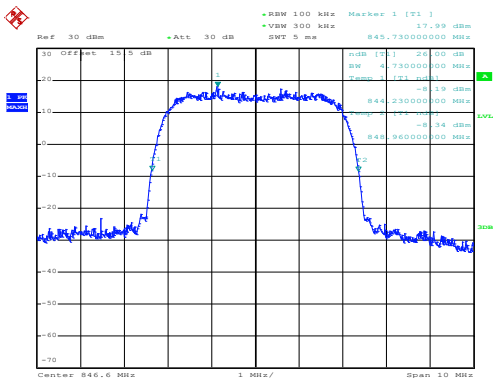


Date: 25.SEP.2022 15:02:32

Date: 25.SEP.2022 14:21:55

Highest Channel

Highest Channel



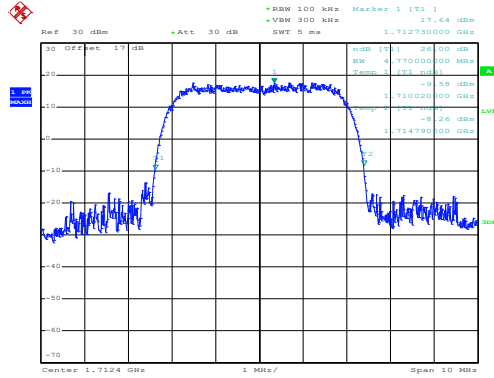
Date: 25.SEP.2022 15:03:11

Date: 25.SEP.2022 14:22:38



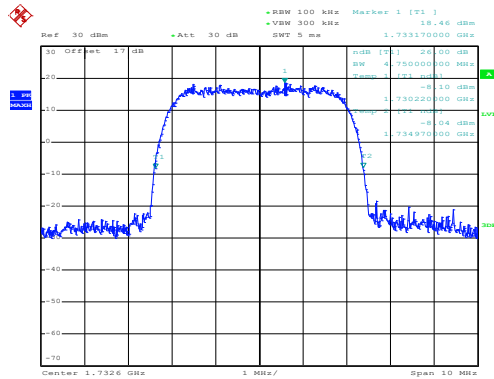
WCDMA Band IV (RMC 12.2Kbps)

Lowest Channel



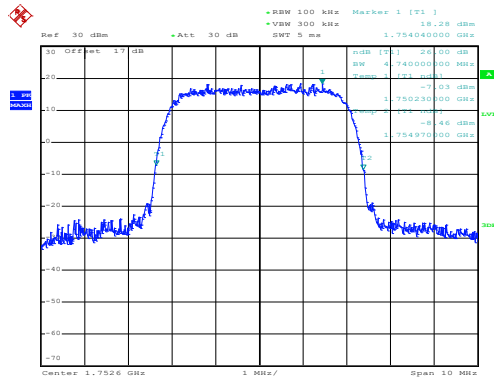
Date: 25.SEP.2022 14:39:10

Middle Channel



Date: 25.SEP.2022 14:39:52

Highest Channel



Date: 25.SEP.2022 14:40:32



Occupied Bandwidth

Mode	WCDMA Band V: 99% OBW(MHz)	WCDMA Band II: 99% OBW(MHz)	WCDMA Band IV: 99% OBW(MHz)
Mod.	RMC 12.2Kbps	RMC 12.2Kbps	RMC 12.2Kbps
Lowest CH	4.18	4.19	4.18
Middle CH	4.17	4.19	4.18
Highest CH	4.18	4.18	4.18

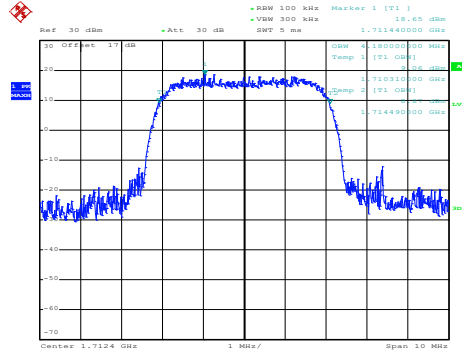


WCDMA Band V (RMC 12.2Kbps)	WCDMA Band II (RMC 12.2Kbps)
Lowest Channel	Lowest Channel
<p>Ref: 30 dBm, Att: 30 dB, RSW: 100 kHz, VSW: 300 kHz, SWT: 5 ms, Marker 1: 17.23 dBm, Center: 826.4 MHz, Span: 10 MHz.</p> <p>Date: 25.SEP.2022 15:09:02</p>	<p>Ref: 30 dBm, Att: 30 dB, RSW: 100 kHz, VSW: 300 kHz, SWT: 5 ms, Marker 1: 17.98 dBm, Center: 1.8524 GHz, Span: 10 MHz.</p> <p>Date: 25.SEP.2022 14:27:16</p>
Middle Channel	Middle Channel
<p>Ref: 30 dBm, Att: 30 dB, RSW: 100 kHz, VSW: 300 kHz, SWT: 5 ms, Marker 1: 17.00 dBm, Center: 836.4 MHz, Span: 10 MHz.</p> <p>Date: 25.SEP.2022 15:09:37</p>	<p>Ref: 30 dBm, Att: 30 dB, RSW: 100 kHz, VSW: 300 kHz, SWT: 5 ms, Marker 1: 18.00 dBm, Center: 1.858 GHz, Span: 10 MHz.</p> <p>Date: 25.SEP.2022 14:28:02</p>
Highest Channel	Highest Channel
<p>Ref: 30 dBm, Att: 30 dB, RSW: 100 kHz, VSW: 300 kHz, SWT: 5 ms, Marker 1: 17.78 dBm, Center: 846.6 MHz, Span: 10 MHz.</p> <p>Date: 25.SEP.2022 15:10:22</p>	<p>Ref: 30 dBm, Att: 30 dB, RSW: 100 kHz, VSW: 300 kHz, SWT: 5 ms, Marker 1: 17.65 dBm, Center: 1.9076 GHz, Span: 10 MHz.</p> <p>Date: 25.SEP.2022 14:28:43</p>



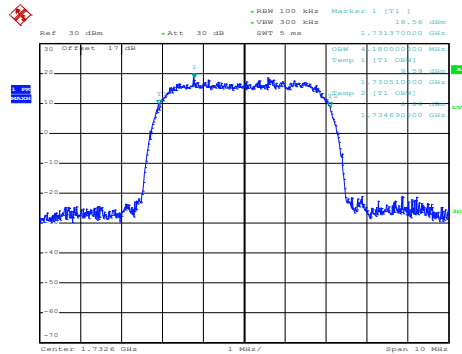
WCDMA Band IV (RMC 12.2Kbps)

Lowest Channel



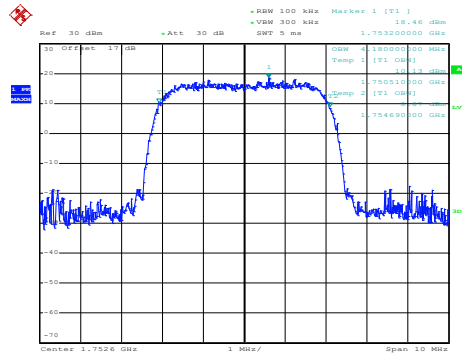
Date: 25.SEP.2022 14:45:31

Middle Channel



Date: 25.SEP.2022 14:46:15

Highest Channel



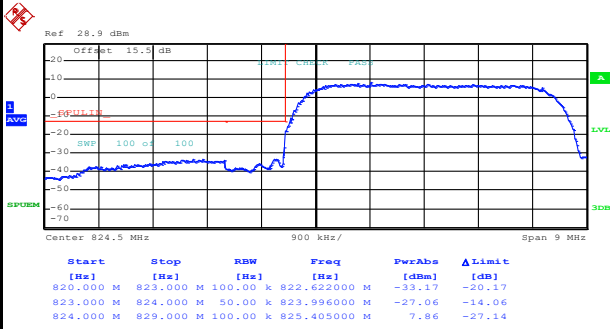
Date: 25.SEP.2022 14:46:52



Conducted Band Edge

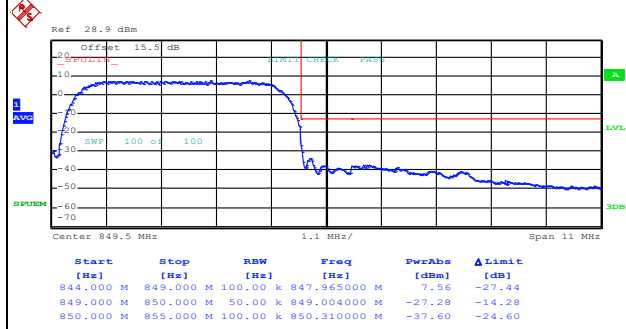
WCDMA Band V (RMC 12.2Kbps)

Lowest Band Edge



Date: 25.SEP.2022 15:16:57

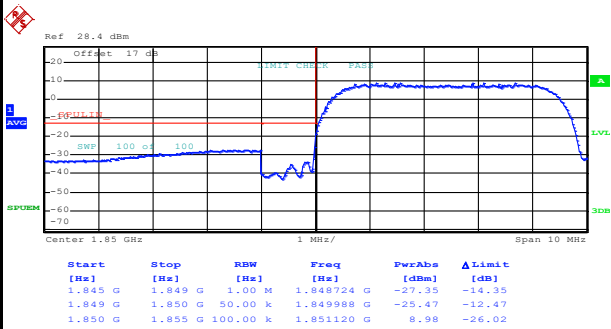
Highest Band Edge



Date: 25.SEP.2022 15:19:50

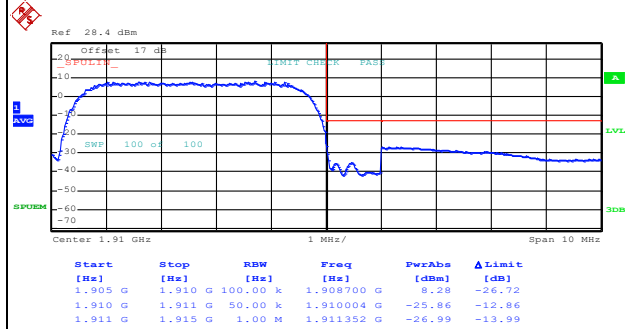
WCDMA Band II (RMC 12.2Kbps)

Lowest Band Edge



Date: 25.SEP.2022 14:31:46

Highest Band Edge

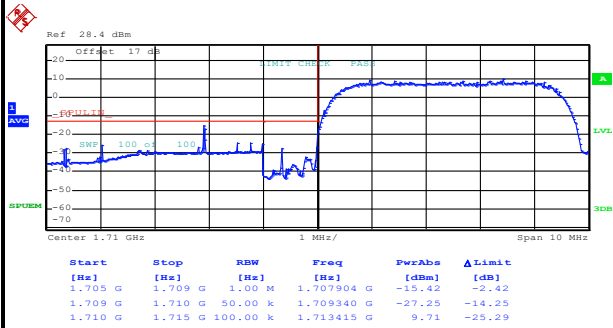


Date: 25.SEP.2022 14:34:39



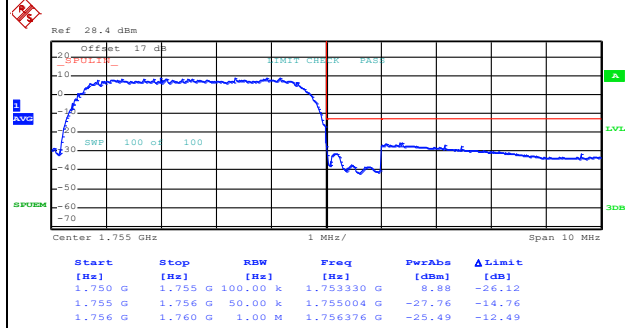
WCDMA Band IV (RMC 12.2Kbps)

Lowest Band Edge



Date: 25.SEP.2022 14:49:54

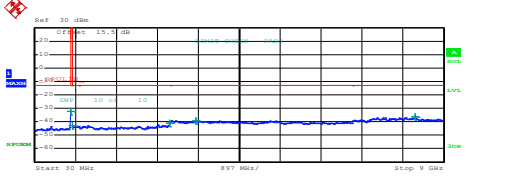
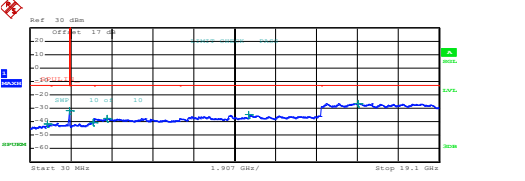
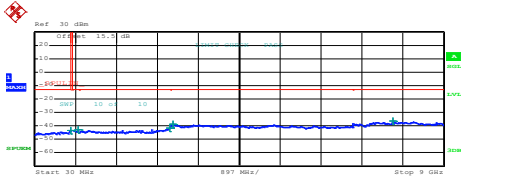
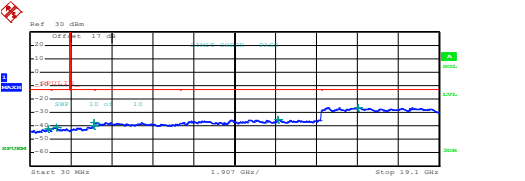
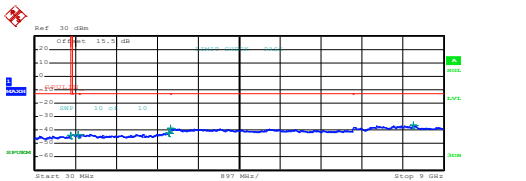
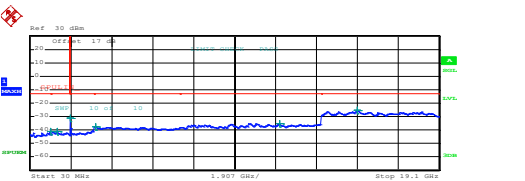
Highest Band Edge



Date: 25.SEP.2022 14:54:48



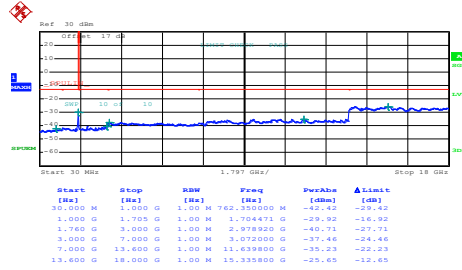
Conducted Spurious Emission

WCDMA Band V (RMC 12.2Kbps)	WCDMA Band II (RMC 12.2Kbps)																																																																														
Lowest Channel	Lowest Channel																																																																														
 <table border="1" data-bbox="239 660 702 739"> <thead> <tr> <th>Start [Hz]</th> <th>Stop [Hz]</th> <th>RBW [Hz]</th> <th>Freq [Hz]</th> <th>PerAbs [dBm]</th> <th>ΔLimit [dB]</th> </tr> </thead> <tbody> <tr> <td>30,000 M</td> <td>820,000 M</td> <td>1,000 M</td> <td>818,210000 M</td> <td>-32.02</td> <td>-19.02</td> </tr> <tr> <td>855,000 M</td> <td>1,000 G</td> <td>1,000 M</td> <td>855,833750 M</td> <td>-43.08</td> <td>-30.08</td> </tr> <tr> <td>1,000 G</td> <td>3,000 G</td> <td>1,000 M</td> <td>2,990000 G</td> <td>-42.18</td> <td>-28.18</td> </tr> <tr> <td>3,000 G</td> <td>7,000 G</td> <td>1,000 M</td> <td>3,561000 G</td> <td>-39.15</td> <td>-26.15</td> </tr> <tr> <td>7,000 G</td> <td>9,000 G</td> <td>1,000 M</td> <td>8,369000 G</td> <td>-36.54</td> <td>-23.54</td> </tr> </tbody> </table> <p>Date: 25.SEP.2022 15:04:17</p>	Start [Hz]	Stop [Hz]	RBW [Hz]	Freq [Hz]	PerAbs [dBm]	ΔLimit [dB]	30,000 M	820,000 M	1,000 M	818,210000 M	-32.02	-19.02	855,000 M	1,000 G	1,000 M	855,833750 M	-43.08	-30.08	1,000 G	3,000 G	1,000 M	2,990000 G	-42.18	-28.18	3,000 G	7,000 G	1,000 M	3,561000 G	-39.15	-26.15	7,000 G	9,000 G	1,000 M	8,369000 G	-36.54	-23.54	 <table border="1" data-bbox="893 660 1356 739"> <thead> <tr> <th>Start [Hz]</th> <th>Stop [Hz]</th> <th>RBW [Hz]</th> <th>Freq [Hz]</th> <th>PerAbs [dBm]</th> <th>ΔLimit [dB]</th> </tr> </thead> <tbody> <tr> <td>30,000 M</td> <td>3,000 G</td> <td>1,000 M</td> <td>841,641500 M</td> <td>-41.60</td> <td>-28.60</td> </tr> <tr> <td>1,000 G</td> <td>3,845 G</td> <td>1,000 M</td> <td>1,844578 G</td> <td>-31.79</td> <td>-18.79</td> </tr> <tr> <td>1,915 G</td> <td>3,000 G</td> <td>1,000 M</td> <td>2,990000 G</td> <td>-40.30</td> <td>-27.30</td> </tr> <tr> <td>3,000 G</td> <td>7,000 G</td> <td>1,000 M</td> <td>3,630000 G</td> <td>-37.29</td> <td>-24.29</td> </tr> <tr> <td>7,000 G</td> <td>13,600 G</td> <td>1,000 M</td> <td>10,224925 G</td> <td>-34.78</td> <td>-21.78</td> </tr> <tr> <td>13,600 G</td> <td>19,100 G</td> <td>1,000 M</td> <td>15,316375 G</td> <td>-26.28</td> <td>-13.28</td> </tr> </tbody> </table> <p>Date: 25.SEP.2022 14:24:16</p>	Start [Hz]	Stop [Hz]	RBW [Hz]	Freq [Hz]	PerAbs [dBm]	ΔLimit [dB]	30,000 M	3,000 G	1,000 M	841,641500 M	-41.60	-28.60	1,000 G	3,845 G	1,000 M	1,844578 G	-31.79	-18.79	1,915 G	3,000 G	1,000 M	2,990000 G	-40.30	-27.30	3,000 G	7,000 G	1,000 M	3,630000 G	-37.29	-24.29	7,000 G	13,600 G	1,000 M	10,224925 G	-34.78	-21.78	13,600 G	19,100 G	1,000 M	15,316375 G	-26.28	-13.28
Start [Hz]	Stop [Hz]	RBW [Hz]	Freq [Hz]	PerAbs [dBm]	ΔLimit [dB]																																																																										
30,000 M	820,000 M	1,000 M	818,210000 M	-32.02	-19.02																																																																										
855,000 M	1,000 G	1,000 M	855,833750 M	-43.08	-30.08																																																																										
1,000 G	3,000 G	1,000 M	2,990000 G	-42.18	-28.18																																																																										
3,000 G	7,000 G	1,000 M	3,561000 G	-39.15	-26.15																																																																										
7,000 G	9,000 G	1,000 M	8,369000 G	-36.54	-23.54																																																																										
Start [Hz]	Stop [Hz]	RBW [Hz]	Freq [Hz]	PerAbs [dBm]	ΔLimit [dB]																																																																										
30,000 M	3,000 G	1,000 M	841,641500 M	-41.60	-28.60																																																																										
1,000 G	3,845 G	1,000 M	1,844578 G	-31.79	-18.79																																																																										
1,915 G	3,000 G	1,000 M	2,990000 G	-40.30	-27.30																																																																										
3,000 G	7,000 G	1,000 M	3,630000 G	-37.29	-24.29																																																																										
7,000 G	13,600 G	1,000 M	10,224925 G	-34.78	-21.78																																																																										
13,600 G	19,100 G	1,000 M	15,316375 G	-26.28	-13.28																																																																										
Middle Channel	Middle Channel																																																																														
 <table border="1" data-bbox="239 1176 702 1254"> <thead> <tr> <th>Start [Hz]</th> <th>Stop [Hz]</th> <th>RBW [Hz]</th> <th>Freq [Hz]</th> <th>PerAbs [dBm]</th> <th>ΔLimit [dB]</th> </tr> </thead> <tbody> <tr> <td>30,000 M</td> <td>820,000 M</td> <td>1,000 M</td> <td>818,285000 M</td> <td>-43.49</td> <td>-30.49</td> </tr> <tr> <td>855,000 M</td> <td>1,000 G</td> <td>1,000 M</td> <td>858,110000 M</td> <td>-42.81</td> <td>-29.81</td> </tr> <tr> <td>1,000 G</td> <td>3,000 G</td> <td>1,000 M</td> <td>2,983500 G</td> <td>-41.75</td> <td>-28.75</td> </tr> <tr> <td>3,000 G</td> <td>7,000 G</td> <td>1,000 M</td> <td>3,070000 G</td> <td>-38.86</td> <td>-25.86</td> </tr> <tr> <td>7,000 G</td> <td>9,000 G</td> <td>1,000 M</td> <td>7,883500 G</td> <td>-36.55</td> <td>-23.55</td> </tr> </tbody> </table> <p>Date: 25.SEP.2022 15:05:18</p>	Start [Hz]	Stop [Hz]	RBW [Hz]	Freq [Hz]	PerAbs [dBm]	ΔLimit [dB]	30,000 M	820,000 M	1,000 M	818,285000 M	-43.49	-30.49	855,000 M	1,000 G	1,000 M	858,110000 M	-42.81	-29.81	1,000 G	3,000 G	1,000 M	2,983500 G	-41.75	-28.75	3,000 G	7,000 G	1,000 M	3,070000 G	-38.86	-25.86	7,000 G	9,000 G	1,000 M	7,883500 G	-36.55	-23.55	 <table border="1" data-bbox="893 1176 1356 1254"> <thead> <tr> <th>Start [Hz]</th> <th>Stop [Hz]</th> <th>RBW [Hz]</th> <th>Freq [Hz]</th> <th>PerAbs [dBm]</th> <th>ΔLimit [dB]</th> </tr> </thead> <tbody> <tr> <td>30,000 M</td> <td>3,000 G</td> <td>1,000 M</td> <td>854,742500 M</td> <td>-42.32</td> <td>-29.32</td> </tr> <tr> <td>1,000 G</td> <td>3,845 G</td> <td>1,000 M</td> <td>3,026850 G</td> <td>-41.08</td> <td>-28.08</td> </tr> <tr> <td>1,915 G</td> <td>3,000 G</td> <td>1,000 M</td> <td>2,994575 G</td> <td>-39.98</td> <td>-26.98</td> </tr> <tr> <td>3,000 G</td> <td>7,000 G</td> <td>1,000 M</td> <td>3,082000 G</td> <td>-37.58</td> <td>-24.58</td> </tr> <tr> <td>7,000 G</td> <td>13,600 G</td> <td>1,000 M</td> <td>11,568000 G</td> <td>-35.48</td> <td>-22.48</td> </tr> <tr> <td>13,600 G</td> <td>19,100 G</td> <td>1,000 M</td> <td>15,306375 G</td> <td>-26.26</td> <td>-13.26</td> </tr> </tbody> </table> <p>Date: 25.SEP.2022 14:25:16</p>	Start [Hz]	Stop [Hz]	RBW [Hz]	Freq [Hz]	PerAbs [dBm]	ΔLimit [dB]	30,000 M	3,000 G	1,000 M	854,742500 M	-42.32	-29.32	1,000 G	3,845 G	1,000 M	3,026850 G	-41.08	-28.08	1,915 G	3,000 G	1,000 M	2,994575 G	-39.98	-26.98	3,000 G	7,000 G	1,000 M	3,082000 G	-37.58	-24.58	7,000 G	13,600 G	1,000 M	11,568000 G	-35.48	-22.48	13,600 G	19,100 G	1,000 M	15,306375 G	-26.26	-13.26
Start [Hz]	Stop [Hz]	RBW [Hz]	Freq [Hz]	PerAbs [dBm]	ΔLimit [dB]																																																																										
30,000 M	820,000 M	1,000 M	818,285000 M	-43.49	-30.49																																																																										
855,000 M	1,000 G	1,000 M	858,110000 M	-42.81	-29.81																																																																										
1,000 G	3,000 G	1,000 M	2,983500 G	-41.75	-28.75																																																																										
3,000 G	7,000 G	1,000 M	3,070000 G	-38.86	-25.86																																																																										
7,000 G	9,000 G	1,000 M	7,883500 G	-36.55	-23.55																																																																										
Start [Hz]	Stop [Hz]	RBW [Hz]	Freq [Hz]	PerAbs [dBm]	ΔLimit [dB]																																																																										
30,000 M	3,000 G	1,000 M	854,742500 M	-42.32	-29.32																																																																										
1,000 G	3,845 G	1,000 M	3,026850 G	-41.08	-28.08																																																																										
1,915 G	3,000 G	1,000 M	2,994575 G	-39.98	-26.98																																																																										
3,000 G	7,000 G	1,000 M	3,082000 G	-37.58	-24.58																																																																										
7,000 G	13,600 G	1,000 M	11,568000 G	-35.48	-22.48																																																																										
13,600 G	19,100 G	1,000 M	15,306375 G	-26.26	-13.26																																																																										
Highest Channel	Highest Channel																																																																														
 <table border="1" data-bbox="239 1691 702 1769"> <thead> <tr> <th>Start [Hz]</th> <th>Stop [Hz]</th> <th>RBW [Hz]</th> <th>Freq [Hz]</th> <th>PerAbs [dBm]</th> <th>ΔLimit [dB]</th> </tr> </thead> <tbody> <tr> <td>30,000 M</td> <td>820,000 M</td> <td>1,000 M</td> <td>818,210000 M</td> <td>-44.08</td> <td>-31.08</td> </tr> <tr> <td>855,000 M</td> <td>1,000 G</td> <td>1,000 M</td> <td>850,533750 M</td> <td>-43.51</td> <td>-30.51</td> </tr> <tr> <td>1,000 G</td> <td>3,000 G</td> <td>1,000 M</td> <td>2,987000 G</td> <td>-42.03</td> <td>-29.03</td> </tr> <tr> <td>3,000 G</td> <td>7,000 G</td> <td>1,000 M</td> <td>3,016000 G</td> <td>-38.99</td> <td>-25.99</td> </tr> <tr> <td>7,000 G</td> <td>9,000 G</td> <td>1,000 M</td> <td>8,344500 G</td> <td>-36.55</td> <td>-23.55</td> </tr> </tbody> </table> <p>Date: 25.SEP.2022 15:06:17</p>	Start [Hz]	Stop [Hz]	RBW [Hz]	Freq [Hz]	PerAbs [dBm]	ΔLimit [dB]	30,000 M	820,000 M	1,000 M	818,210000 M	-44.08	-31.08	855,000 M	1,000 G	1,000 M	850,533750 M	-43.51	-30.51	1,000 G	3,000 G	1,000 M	2,987000 G	-42.03	-29.03	3,000 G	7,000 G	1,000 M	3,016000 G	-38.99	-25.99	7,000 G	9,000 G	1,000 M	8,344500 G	-36.55	-23.55	 <table border="1" data-bbox="893 1691 1356 1769"> <thead> <tr> <th>Start [Hz]</th> <th>Stop [Hz]</th> <th>RBW [Hz]</th> <th>Freq [Hz]</th> <th>PerAbs [dBm]</th> <th>ΔLimit [dB]</th> </tr> </thead> <tbody> <tr> <td>30,000 M</td> <td>3,000 G</td> <td>1,000 M</td> <td>885,651500 M</td> <td>-41.25</td> <td>-28.25</td> </tr> <tr> <td>1,000 G</td> <td>3,845 G</td> <td>1,000 M</td> <td>3,298285 G</td> <td>-41.08</td> <td>-28.08</td> </tr> <tr> <td>1,915 G</td> <td>3,000 G</td> <td>1,000 M</td> <td>1,933542 G</td> <td>-31.33</td> <td>-18.33</td> </tr> <tr> <td>3,000 G</td> <td>7,000 G</td> <td>1,000 M</td> <td>3,096000 G</td> <td>-37.36</td> <td>-24.36</td> </tr> <tr> <td>7,000 G</td> <td>13,600 G</td> <td>1,000 M</td> <td>11,656300 G</td> <td>-35.32</td> <td>-22.32</td> </tr> <tr> <td>13,600 G</td> <td>19,100 G</td> <td>1,000 M</td> <td>15,287500 G</td> <td>-25.55</td> <td>-12.55</td> </tr> </tbody> </table> <p>Date: 25.SEP.2022 14:26:21</p>	Start [Hz]	Stop [Hz]	RBW [Hz]	Freq [Hz]	PerAbs [dBm]	ΔLimit [dB]	30,000 M	3,000 G	1,000 M	885,651500 M	-41.25	-28.25	1,000 G	3,845 G	1,000 M	3,298285 G	-41.08	-28.08	1,915 G	3,000 G	1,000 M	1,933542 G	-31.33	-18.33	3,000 G	7,000 G	1,000 M	3,096000 G	-37.36	-24.36	7,000 G	13,600 G	1,000 M	11,656300 G	-35.32	-22.32	13,600 G	19,100 G	1,000 M	15,287500 G	-25.55	-12.55
Start [Hz]	Stop [Hz]	RBW [Hz]	Freq [Hz]	PerAbs [dBm]	ΔLimit [dB]																																																																										
30,000 M	820,000 M	1,000 M	818,210000 M	-44.08	-31.08																																																																										
855,000 M	1,000 G	1,000 M	850,533750 M	-43.51	-30.51																																																																										
1,000 G	3,000 G	1,000 M	2,987000 G	-42.03	-29.03																																																																										
3,000 G	7,000 G	1,000 M	3,016000 G	-38.99	-25.99																																																																										
7,000 G	9,000 G	1,000 M	8,344500 G	-36.55	-23.55																																																																										
Start [Hz]	Stop [Hz]	RBW [Hz]	Freq [Hz]	PerAbs [dBm]	ΔLimit [dB]																																																																										
30,000 M	3,000 G	1,000 M	885,651500 M	-41.25	-28.25																																																																										
1,000 G	3,845 G	1,000 M	3,298285 G	-41.08	-28.08																																																																										
1,915 G	3,000 G	1,000 M	1,933542 G	-31.33	-18.33																																																																										
3,000 G	7,000 G	1,000 M	3,096000 G	-37.36	-24.36																																																																										
7,000 G	13,600 G	1,000 M	11,656300 G	-35.32	-22.32																																																																										
13,600 G	19,100 G	1,000 M	15,287500 G	-25.55	-12.55																																																																										



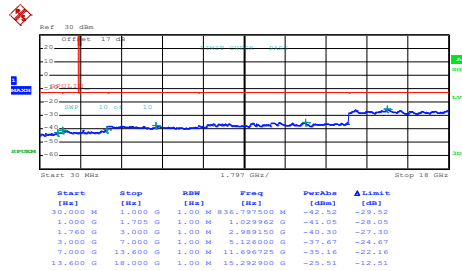
WCDMA Band IV (RMC 12.2Kbps)

Lowest Channel



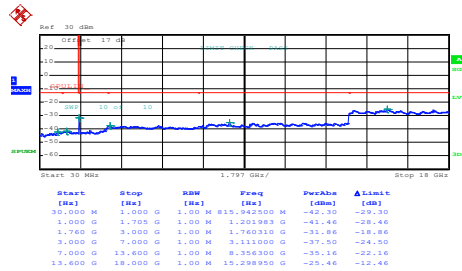
Date: 25.SEP.2022 14:42:21

Middle Channel



Date: 25.SEP.2022 14:43:31

Highest Channel



Date: 25.SEP.2022 14:44:37



Frequency Stability

Test Conditions	Middle Channel	WCDMA Band V (RMC 12.2Kbps)		Limit Note 2.
Temperature (°C)	Voltage (Volt)	Deviation (ppm)	Deviation (Hz)	Result
50	Normal Voltage	0.0012	-8	PASS
40	Normal Voltage	0.0012	-8	
30	Normal Voltage	0.0000	-7	
20(Ref.)	Normal Voltage	0.0000	-7	
10	Normal Voltage	0.0012	-6	
0	Normal Voltage	0.0024	-5	
-10	Normal Voltage	0.0179	8	
-20	Normal Voltage	0.0191	9	
-30	Normal Voltage	0.0179	8	
20	Maximum Voltage	0.0072	-13	
20	Normal Voltage	0.0000	-7	
20	Battery End Point	0.0012	-8	

Test Conditions	Middle Channel	WCDMA Band II (RMC 12.2Kbps)		Limit Note 2.
Temperature (°C)	Voltage (Volt)	Deviation (ppm)	Deviation (Hz)	Result
50	Normal Voltage	0.0059	-27	PASS
40	Normal Voltage	0.0032	-22	
30	Normal Voltage	0.0011	-18	
20(Ref.)	Normal Voltage	0.0000	-16	
10	Normal Voltage	0.0032	-10	
0	Normal Voltage	0.0064	-4	
-10	Normal Voltage	0.0096	2	
-20	Normal Voltage	0.0128	8	
-30	Normal Voltage	0.0144	11	
20	Maximum Voltage	0.0005	-17	
20	Normal Voltage	0.0000	-16	
20	Battery End Point	0.0005	15	

Note:

1. Normal Voltage = 3.85V. ; Battery End Point (BEP) = 3.60V. ; Maximum Voltage =4.45V
2. The frequency fundamental emissions stay within the authorized frequency block.



Test Conditions	Middle Channel	WCDMA Band IV (RMC 12.2Kbps)		Limit Note 2.
Temperature (°C)	Voltage (Volt)	Deviation (ppm)	Deviation (Hz)	Result
50	Normal Voltage	0.0115	-37	PASS
40	Normal Voltage	0.0075	-30	
30	Normal Voltage	0.0035	-23	
20(Ref.)	Normal Voltage	0.0000	-17	
10	Normal Voltage	0.0040	-10	
0	Normal Voltage	0.0167	12	
-10	Normal Voltage	0.0150	9	
-20	Normal Voltage	0.0144	8	
-30	Normal Voltage	0.0139	7	
20	Maximum Voltage	0.0012	-19	
20	Normal Voltage	0.0000	-17	
20	Battery End Point	0.0017	-20	

Note:

- 1. Normal Voltage = 3.85V. ; Battery End Point (BEP) = 3.60V. ; Maximum Voltage =4.45V
- 2. The frequency fundamental emissions stay within the authorized frequency block.



Appendix B. Test Results of Radiated Test

<Primary Antenna>

<Ant. 0>

WCDMA Band V

WCDMA Band V									
Channel	Frequency (MHz)	ERP (dBm)	Limit (dBm)	Margin (dB)	SPA Reading (dBm)	S.G. Power (dBm)	TX Cable loss (dB)	TX Antenna Gain (dBi)	Polarization (H/V)
Lowest	1652	-59.97	-13	-46.97	-76	-60.85	6.35	9.38	H
	2479	-58.70	-13	-45.70	-76.03	-58.88	8.07	10.40	H
	3305	-56.67	-13	-43.67	-76.6	-57.42	9.18	12.08	H
									H
									H
	1652	-59.85	-13	-46.85	-75.86	-60.73	6.35	9.38	V
	2479	-58.89	-13	-45.89	-76.07	-59.07	8.07	10.40	V
	3305	-56.72	-13	-43.72	-76.74	-57.47	9.18	12.08	V
									V
									V
									V
	Middle	1672	-59.15	-13	-46.15	-75.43	-60.06	6.39	9.45
2509		-58.84	-13	-45.84	-76.2	-59.08	8.16	10.55	H
3345		-56.39	-13	-43.39	-76.35	-57.27	9.27	12.30	H
									H
									H
1672		-59.19	-13	-46.19	-75.44	-60.10	6.39	9.45	V
2509		-59.19	-13	-46.19	-76.4	-59.43	8.16	10.55	V
3345		-56.49	-13	-43.49	-76.51	-57.37	9.27	12.30	V
									V
									V
									V



Highest	1693	-58.03	-13	-45.03	-74.57	-58.99	6.42	9.53	H
	2539	-58.62	-13	-45.62	-76.36	-59.07	8.10	10.70	H
	3386	-56.59	-13	-43.59	-76.6	-57.60	9.36	12.52	H
									H
									H
									H
									H
	1693	-58.33	-13	-45.33	-74.83	-59.29	6.42	9.53	V
	2539	-58.73	-13	-45.73	-76.36	-59.18	8.10	10.70	V
	3386	-56.70	-13	-43.70	-76.74	-57.71	9.36	12.52	V
									V
									V
									V
									V

Remark: Spurious emissions within 30-1000MHz were found more than 20dB below limit line.



GPRS 850

GPRS 850									
Channel	Frequency (MHz)	ERP (dBm)	Limit (dBm)	Margin (dB)	SPA Reading (dBm)	S.G. Power (dBm)	TX Cable loss (dB)	TX Antenna Gain (dBi)	Polarization (H/V)
Lowest	1650	-53.34	-13	-40.34	-68.66	-54.22	6.35	9.38	H
	2476	-41.57	-13	-28.57	-58.21	-41.75	8.05	10.38	H
	4126	-55.35	-13	-42.35	-77.12	-55.24	10.56	12.60	H
									H
									H
									V
	1650	-53.15	-13	-40.15	-68.46	-54.03	6.35	9.38	V
	2476	-44.40	-13	-31.40	-60.88	-44.58	8.05	10.38	V
	4126	-55.46	-13	-42.46	-77.17	-55.35	10.56	12.60	V
									V
									V
									V
Middle	1675	-53.91	-13	-40.91	-69.55	-54.83	6.39	9.46	H
	2512	-38.78	-13	-25.78	-55.47	-39.03	8.16	10.56	H
	4187	-54.04	-13	-41.04	-75.83	-53.99	10.50	12.60	H
									H
									H
									H
									H
	1675	-53.70	-13	-40.70	-69.31	-54.62	6.39	9.46	V
	2512	-39.51	-13	-26.51	-56.05	-39.76	8.16	10.56	V
	4187	-54.22	-13	-41.22	-75.91	-54.17	10.50	12.60	V
									V
									V
								V	
								V	



Highest	1700	-52.41	-13	-39.41	-68.38	-53.38	6.43	9.55	H
	2549	-37.82	-13	-24.82	-54.98	-38.34	8.08	10.75	H
	4249	-54.46	-13	-41.46	-76.26	-54.36	10.55	12.60	H
									H
									H
									H
									H
	1700	-50.79	-13	-37.79	-66.7	-51.76	6.43	9.55	V
	2549	-38.19	-13	-25.19	-55.25	-38.71	8.08	10.75	V
	4249	-54.32	-13	-41.32	-76.21	-54.22	10.55	12.60	V
									V
									V
									V
									V

Remark: Spurious emissions within 30-1000MHz were found more than 20dB below limit line.



EDGE 850

EDGE 850									
Channel	Frequency (MHz)	ERP (dBm)	Limit (dBm)	Margin (dB)	SPA Reading (dBm)	S.G. Power (dBm)	TX Cable loss (dB)	TX Antenna Gain (dBi)	Polarization (H/V)
Lowest	1652.4	-46.85	-13	-33.85	-62.21	-47.73	6.35	9.38	H
	2471.4	-39.04	-13	-26.04	-55.7	-39.23	8.02	10.36	H
	3296	-57.21	-13	-44.21	-76.45	-57.93	9.16	12.03	H
									H
									H
									H
									H
	1652.4	-49.71	-13	-36.71	-65.06	-50.59	6.35	9.38	V
	2471.4	-40.74	-13	-27.74	-57.25	-40.93	8.02	10.36	V
	3296	-56.93	-13	-43.93	-76.27	-57.65	9.16	12.03	V
									V
									V
									V
									V
Middle	1675.8	-45.05	-13	-32.05	-60.7	-45.97	6.39	9.46	H
	2510.4	-37.93	-13	-24.93	-54.6	-38.17	8.16	10.55	H
	3345	-56.73	-13	-43.73	-76.02	-57.61	9.27	12.30	H
									H
									H
									H
									H
	1675.8	-48.95	-13	-35.95	-64.57	-49.87	6.39	9.46	V
	2510.4	-40.49	-13	-27.49	-57.01	-40.73	8.16	10.55	V
	3345	-56.56	-13	-43.56	-75.91	-57.44	9.27	12.30	V
									V
									V
									V
									V



Highest	1699.2	-49.72	-13	-36.72	-65.67	-50.69	6.43	9.55	H
	2549.4	-44.02	-13	-31.02	-61.19	-44.54	8.08	10.75	H
	3395	-57.18	-13	-44.18	-76.52	-58.22	9.38	12.57	H
	1699.2	-49.72	-13	-36.72	-65.67	-50.69	6.43	9.55	H
									H
									H
									H
	1699.2	-59.57	-13	-46.57	-75.47	-60.54	6.43	9.55	V
	2479.2	-49.91	-13	-36.91	-66.38	-50.09	8.07	10.40	V
	3395	-57.10	-13	-44.10	-76.46	-58.14	9.38	12.57	V
									V
									V
									V
									V

Remark: Spurious emissions within 30-1000MHz were found more than 20dB below limit line.



<Ant. 2>

WCDMA Band II

WCDMA Band II									
Channel	Frequency (MHz)	ERP (dBm)	Limit (dBm)	Margin (dB)	SPA Reading (dBm)	S.G. Power (dBm)	TX Cable loss (dB)	TX Antenna Gain (dBi)	Polarization (H/V)
Lowest	3707	-53.70	-13	-40.70	-75.52	-55.86	9.95	12.11	H
	5557	-52.70	-13	-39.70	-76.86	-52.16	13.70	13.16	H
	7409	-45.78	-13	-32.78	-76.57	-43.17	13.99	11.38	H
									H
									H
									H
	3707	-53.67	-13	-40.67	-75.37	-55.83	9.95	12.11	V
	5557	-52.42	-13	-39.42	-77.14	-51.88	13.70	13.16	V
	7409	-45.88	-13	-32.88	-76.84	-43.27	13.99	11.38	V
									V
									V
									V
Middle	3763	-53.73	-13	-40.73	-75.67	-55.82	10.07	12.16	H
	5640	-52.40	-13	-39.40	-76.51	-51.75	13.89	13.24	H
	7520	-46.10	-13	-33.10	-76.28	-42.55	14.83	11.28	H
									H
									H
									H
	3763	-53.60	-13	-40.60	-75.5	-55.69	10.07	12.16	V
	5640	-51.92	-13	-38.92	-76.54	-51.27	13.89	13.24	V
	7520	-46.31	-13	-33.31	-76.57	-42.76	14.83	11.28	V
									V
									V
									V



Highest	3812	-53.26	-13	-40.26	-75.35	-55.30	10.18	12.22	H
	5722	-52.10	-13	-39.10	-76.4	-51.66	13.76	13.32	H
	7630	-46.61	-13	-33.61	-76.34	-43.15	15.08	11.62	H
									H
									H
									H
									H
	3812	-53.14	-13	-40.14	-75.23	-55.18	10.18	12.22	V
	5722	-51.40	-13	-38.40	-76.22	-50.96	13.76	13.32	V
	7630	-46.46	-13	-33.46	-76.26	-43.00	15.08	11.62	V
									V
									V
									V
									V

Remark: Spurious emissions within 30-1000MHz were found more than 20dB below limit line.



GPRS 1900

GPRS 1900									
Channel	Frequency (MHz)	ERP (dBm)	Limit (dBm)	Margin (dB)	SPA Reading (dBm)	S.G. Power (dBm)	TX Cable loss (dB)	TX Antenna Gain (dBi)	Polarization (H/V)
Lowest	3700	-54.51	-13	-41.51	-75.62	-56.68	9.93	12.10	H
	5548	-45.81	-13	-32.81	-69.17	-45.32	13.64	13.15	H
	7400	-46.40	-13	-33.40	-76.5	-43.88	13.92	11.40	H
									H
									H
									H
									H
	3700	-54.63	-13	-41.63	-75.61	-56.80	9.93	12.10	V
	5548	-41.92	-13	-28.92	-65.84	-41.43	13.64	13.15	V
	7400	-46.29	-13	-33.29	-76.57	-43.77	13.92	11.40	V
									V
									V
									V
									V
Middle	3763	-53.35	-13	-40.35	-74.59	-55.44	10.07	12.16	H
	5639	-44.86	-13	-31.86	-68.15	-44.21	13.89	13.24	H
	7520	-47.10	-13	-34.10	-76.56	-43.55	14.83	11.28	H
									H
									H
									H
									H
	3763	-54.24	-13	-41.24	-75.44	-56.33	10.07	12.16	V
	5639	-42.18	-13	-29.18	-65.98	-41.53	13.89	13.24	V
	7520	-46.93	-13	-33.93	-76.47	-43.38	14.83	11.28	V
									V
									V
									V
									V



Highest	3819	-52.21	-13	-39.21	-73.62	-54.25	10.20	12.24	H
	5730	-45.22	-13	-32.22	-68.73	-44.80	13.75	13.33	H
	7639	-46.41	-13	-33.41	-75.52	-43.00	15.03	11.62	H
									H
									H
									H
									H
	3819	-53.89	-13	-40.89	-75.31	-55.93	10.20	12.24	V
	5730	-41.94	-13	-28.94	-65.97	-41.52	13.75	13.33	V
	7639	-46.57	-13	-33.57	-75.75	-43.16	15.03	11.62	V
									V
									V
									V
									V

Remark: Spurious emissions within 30-1000MHz were found more than 20dB below limit line.



EDGE 1900

EDGE 1900									
Channel	Frequency (MHz)	ERP (dBm)	Limit (dBm)	Margin (dB)	SPA Reading (dBm)	S.G. Power (dBm)	TX Cable loss (dB)	TX Antenna Gain (dBi)	Polarization (H/V)
Lowest	3700	-54.82	-13	-41.82	-75.93	-56.99	9.93	12.10	H
	5550	-53.24	-13	-40.24	-76.6	-52.73	13.66	13.15	H
	7400	-46.76	-13	-33.76	-76.86	-44.24	13.92	11.40	H
									H
									H
									H
									H
	3700	-54.93	-13	-41.93	-75.91	-57.10	9.93	12.10	V
	5548	-45.59	-13	-32.59	-69.51	-45.10	13.64	13.15	V
	7400	-46.51	-13	-33.51	-76.79	-43.99	13.92	11.40	V
									V
									V
									V
									V
Middle	3763	-54.49	-13	-41.49	-75.73	-56.58	10.07	12.16	H
	5639	-49.81	-13	-36.81	-73.1	-49.16	13.89	13.24	H
	7520	-46.99	-13	-33.99	-76.45	-43.44	14.83	11.28	H
									H
									H
									H
									H
	3763	-54.39	-13	-41.39	-75.59	-56.48	10.07	12.16	V
	5639	-48.13	-13	-35.13	-71.93	-47.48	13.89	13.24	V
	7520	-46.91	-13	-33.91	-76.45	-43.36	14.83	11.28	V
									V
									V
									V
									V



Highest	3819	-54.25	-13	-41.25	-75.66	-56.29	10.20	12.24	H
	5730	-47.44	-13	-34.44	-70.95	-47.02	13.75	13.33	H
	7639	-46.94	-13	-33.94	-76.05	-43.53	15.03	11.62	H
									H
									H
									H
									H
	3819	-54.14	-13	-41.14	-75.56	-56.18	10.20	12.24	V
	5730	-43.12	-13	-30.12	-67.15	-42.70	13.75	13.33	V
	7639	-46.61	-13	-33.61	-75.79	-43.20	15.03	11.62	V
									V
									V
									V
									V

Remark: Spurious emissions within 30-1000MHz were found more than 20dB below limit line.



WCDMA Band IV

WCDMA Band IV									
Channel	Frequency (MHz)	ERP (dBm)	Limit (dBm)	Margin (dB)	SPA Reading (dBm)	S.G. Power (dBm)	TX Cable loss (dB)	TX Antenna Gain (dBi)	Polarization (H/V)
Lowest	3427	-57.20	-13	-44.20	-78.2	-60.33	9.42	12.55	H
	5137	-52.96	-13	-39.96	-77.61	-53.52	12.11	12.67	H
	6849	-49.65	-13	-36.65	-78.82	-48.08	13.97	12.40	H
									H
									H
									H
	3427	-55.62	-13	-42.62	-76.62	-58.75	9.42	12.55	V
	5137	-50.37	-13	-37.37	-75.27	-50.93	12.11	12.67	V
	6849	-48.62	-13	-35.62	-77.62	-47.05	13.97	12.40	V
									V
									V
									V
Middle	3462	-55.25	-13	-42.25	-76.44	-58.27	9.46	12.48	H
	5198	-51.09	-13	-38.09	-75.88	-51.59	12.20	12.70	H
	6930	-48.18	-13	-35.18	-77.34	-46.24	14.02	12.08	H
									H
									H
									H
	3462	-55.00	-13	-42.00	-76.17	-58.02	9.46	12.48	V
	5198	-51.34	-13	-38.34	-76.36	-51.84	12.20	12.70	V
	6930	-48.21	-13	-35.21	-77.22	-46.27	14.02	12.08	V
									V
									V
									V



Highest	3504	-55.21	-13	-42.21	-76.61	-58.08	9.51	12.38	H
	5257	-52.79	-13	-39.79	-77.63	-53.21	12.45	12.87	H
	7010	-47.30	-13	-34.30	-76.46	-45.02	14.06	11.78	H
									H
									H
									H
									H
	3504	-55.26	-13	-42.26	-76.6	-58.13	9.51	12.38	V
	5257	-52.38	-13	-39.38	-77.55	-52.80	12.45	12.87	V
	7010	-47.74	-13	-34.74	-76.82	-45.46	14.06	11.78	V
									V
									V
									V
									V

Remark: Spurious emissions within 30-1000MHz were found more than 20dB below limit line.



<ASDIV Antenna>

<Ant. 1>

WCDMA Band V

WCDMA Band V									
Channel	Frequency (MHz)	ERP (dBm)	Limit (dBm)	Margin (dB)	SPA Reading (dBm)	S.G. Power (dBm)	TX Cable loss (dB)	TX Antenna Gain (dBi)	Polarization (H/V)
Lowest	1652.4	-59.44	-13	-46.44	-75.47	-60.32	6.35	9.38	H
	2479	-58.60	-13	-45.60	-75.93	-58.78	8.07	10.40	H
	3305	-56.59	-13	-43.59	-76.52	-57.34	9.18	12.08	H
									H
									H
									H
	1652.4	-59.84	-13	-46.84	-75.86	-60.72	6.35	9.38	V
	2479	-58.71	-13	-45.71	-75.89	-58.89	8.07	10.40	V
	3305	-56.52	-13	-43.52	-76.54	-57.27	9.18	12.08	V
									V
									V
									V
Middle	1675.8	-59.47	-13	-46.47	-75.79	-60.39	6.39	9.46	H
	2510.4	-55.03	-13	-42.03	-72.41	-55.27	8.16	10.55	H
	3345	-56.18	-13	-43.18	-76.14	-57.06	9.27	12.30	H
									H
									H
									H
	1675.8	-59.34	-13	-46.34	-75.63	-60.26	6.39	9.46	V
	2510.4	-53.69	-13	-40.69	-70.92	-53.93	8.16	10.55	V
	3345	-56.44	-13	-43.44	-76.46	-57.32	9.27	12.30	V
									V
									V
									V



Highest	1691.4	-59.15	-13	-46.15	-75.67	-60.10	6.42	9.52	H
	2539	-58.47	-13	-45.47	-76.21	-58.92	8.10	10.70	H
	3386	-56.38	-13	-43.38	-76.39	-57.39	9.36	12.52	H
									H
									H
									H
									H
	1691.4	-58.99	-13	-45.99	-75.47	-59.94	6.42	9.52	V
	2539	-58.67	-13	-45.67	-76.3	-59.12	8.10	10.70	V
	3386	-55.96	-13	-42.96	-76	-56.97	9.36	12.52	V
									V
									V
									V
									V

Remark: Spurious emissions within 30-1000MHz were found more than 20dB below limit line.



GPRS 850

GPRS 850									
Channel	Frequency (MHz)	ERP (dBm)	Limit (dBm)	Margin (dB)	SPA Reading (dBm)	S.G. Power (dBm)	TX Cable loss (dB)	TX Antenna Gain (dBi)	Polarization (H/V)
Lowest	1648	-56.97	-13	-43.97	-72.27	-57.84	6.35	9.37	H
	2472	-56.64	-13	-43.64	-73.3	-56.82	8.03	10.36	H
	3296	-57.43	-13	-44.43	-76.67	-58.15	9.16	12.03	H
									H
									H
									H
									H
	1648	-55.11	-13	-42.11	-70.4	-55.98	6.35	9.37	V
	2472	-59.55	-13	-46.55	-76.05	-59.73	8.03	10.36	V
	3296	-56.69	-13	-43.69	-76.03	-57.41	9.16	12.03	V
									V
									V
									V
									V
Middle	1672	-56.15	-13	-43.15	-71.75	-57.06	6.39	9.45	H
	2509	-58.70	-13	-45.70	-75.35	-58.94	8.16	10.55	H
	3345	-56.51	-13	-43.51	-75.8	-57.39	9.27	12.30	H
									H
									H
									H
									H
	1672	-56.72	-13	-43.72	-72.29	-57.63	6.39	9.45	V
	2509	-59.60	-13	-46.60	-76.1	-59.84	8.16	10.55	V
	3345	-56.84	-13	-43.84	-76.19	-57.72	9.27	12.30	V
									V
									V
									V
									V



Highest	1697	-58.69	-13	-45.69	-74.61	-59.65	6.43	9.54	H
	2546	-58.16	-13	-45.16	-75.29	-58.65	8.09	10.73	H
	3395	-57.02	-13	-44.02	-76.36	-58.06	9.38	12.57	H
									H
									H
									H
									H
	1697	-57.10	-13	-44.10	-72.97	-58.06	6.43	9.54	V
	2546	-58.84	-13	-45.84	-75.86	-59.33	8.09	10.73	V
	3395	-56.72	-13	-43.72	-76.08	-57.76	9.38	12.57	V
									V
									V
									V
									V

Remark: Spurious emissions within 30-1000MHz were found more than 20dB below limit line.



EDGE 850

EDGE 850									
Channel	Frequency (MHz)	ERP (dBm)	Limit (dBm)	Margin (dB)	SPA Reading (dBm)	S.G. Power (dBm)	TX Cable loss (dB)	TX Antenna Gain (dBi)	Polarization (H/V)
Lowest	1648	-59.91	-13	-46.91	-75.21	-60.78	6.35	9.37	H
	2472	-57.14	-13	-44.14	-73.8	-57.32	8.03	10.36	H
	3296	-57.26	-13	-44.26	-76.5	-57.98	9.16	12.03	H
									H
									H
									H
									H
	1648	-60.34	-13	-47.34	-75.63	-61.21	6.35	9.37	V
	2472	-59.11	-13	-46.11	-75.61	-59.29	8.03	10.36	V
	3296	-56.81	-13	-43.81	-76.15	-57.53	9.16	12.03	V
									V
									V
									V
									V
Middle	1672	-56.09	-13	-43.09	-71.69	-57.00	6.39	9.45	H
	2509	-58.01	-13	-45.01	-74.66	-58.25	8.16	10.55	H
	3345	-56.85	-13	-43.85	-76.14	-57.73	9.27	12.30	H
									H
									H
									H
									H
	1672	-59.28	-13	-46.28	-74.85	-60.19	6.39	9.45	V
	2509	-57.02	-13	-44.02	-73.52	-57.26	8.16	10.55	V
	3345	-56.99	-13	-43.99	-76.34	-57.87	9.27	12.30	V
									V
									V
									V
									V



Highest	1697	-57.19	-13	-44.19	-73.11	-58.15	6.43	9.54	H
	2546	-57.80	-13	-44.80	-74.93	-58.29	8.09	10.73	H
	3395	-56.89	-13	-43.89	-76.23	-57.93	9.38	12.57	H
									H
									H
									H
									H
	1697	-58.16	-13	-45.16	-74.03	-59.12	6.43	9.54	V
	2546	-58.61	-13	-45.61	-75.63	-59.10	8.09	10.73	V
	3395	-56.82	-13	-43.82	-76.18	-57.86	9.38	12.57	V
									V
									V
									V
									V

Remark: Spurious emissions within 30-1000MHz were found more than 20dB below limit line.



<Ant. 0>

WCDMA Band II

WCDMA Band II									
Channel	Frequency (MHz)	ERP (dBm)	Limit (dBm)	Margin (dB)	SPA Reading (dBm)	S.G. Power (dBm)	TX Cable loss (dB)	TX Antenna Gain (dBi)	Polarization (H/V)
Lowest	3707	-54.25	-13	-41.25	-76.07	-56.41	9.95	12.11	H
	5557	-53.29	-13	-40.29	-77.45	-52.75	13.70	13.16	H
	7409	-46.36	-13	-33.36	-77.15	-43.75	13.99	11.38	H
									H
									H
									H
	3707	-54.40	-13	-41.40	-76.1	-56.56	9.95	12.11	V
	5557	-52.74	-13	-39.74	-77.46	-52.20	13.70	13.16	V
	7409	-46.24	-13	-33.24	-77.2	-43.63	13.99	11.38	V
									V
									V
									V
Middle	3763	-53.74	-13	-40.74	-75.68	-55.83	10.07	12.16	H
	5640	-52.98	-13	-39.98	-77.09	-52.33	13.89	13.24	H
	7520	-46.85	-13	-33.85	-77.03	-43.30	14.83	11.28	H
									H
									H
									H
	3763	-54.17	-13	-41.17	-76.07	-56.26	10.07	12.16	V
	5640	-52.42	-13	-39.42	-77.04	-51.77	13.89	13.24	V
	7520	-46.49	-13	-33.49	-76.75	-42.94	14.83	11.28	V
									V
									V
									V



Highest	3812	-53.93	-13	-40.93	-76.02	-55.97	10.18	12.22	H
	5722	-52.39	-13	-39.39	-76.69	-51.95	13.76	13.32	H
	7630	-46.64	-13	-33.64	-76.37	-43.18	15.08	11.62	H
									H
									H
									H
									H
	3812	-53.86	-13	-40.86	-75.95	-55.90	10.18	12.22	V
	5722	-51.93	-13	-38.93	-76.75	-51.49	13.76	13.32	V
	7630	-46.83	-13	-33.83	-76.63	-43.37	15.08	11.62	V
									V
									V
									V
									V

Remark: Spurious emissions within 30-1000MHz were found more than 20dB below limit line.



GPRS 1900

GPRS 1900									
Channel	Frequency (MHz)	ERP (dBm)	Limit (dBm)	Margin (dB)	SPA Reading (dBm)	S.G. Power (dBm)	TX Cable loss (dB)	TX Antenna Gain (dBi)	Polarization (H/V)
Lowest	3700	-53.71	-13	-40.71	-74.82	-55.88	9.93	12.10	H
	5550	-49.27	-13	-36.27	-72.63	-48.76	13.66	13.15	H
	7400	-46.93	-13	-33.93	-77.03	-44.41	13.92	11.40	H
									H
									H
									H
									H
	3700	-53.92	-13	-40.92	-74.9	-56.09	9.93	12.10	V
	5550	-49.45	-13	-36.45	-73.36	-48.94	13.66	13.15	V
	7400	-46.80	-13	-33.80	-77.08	-44.28	13.92	11.40	V
									V
									V
									V
									V
Middle	3760	-53.68	-13	-40.68	-74.92	-55.78	10.06	12.16	H
	5640	-51.69	-13	-38.69	-74.98	-51.04	13.89	13.24	H
	7520	-47.42	-13	-34.42	-76.88	-43.87	14.83	11.28	H
									H
									H
									H
									H
	3760	-54.32	-13	-41.32	-75.51	-56.42	10.06	12.16	V
	5640	-46.27	-13	-33.27	-70.07	-45.62	13.89	13.24	V
	7520	-47.04	-13	-34.04	-76.58	-43.49	14.83	11.28	V
									V
									V
									V
									V



Highest	3819	-54.37	-13	-41.37	-75.78	-56.41	10.20	12.24	H
	5729	-50.05	-13	-37.05	-73.55	-49.63	13.75	13.33	H
	7639	-47.03	-13	-34.03	-76.14	-43.62	15.03	11.62	H
									H
									H
									H
									H
	3819	-54.37	-13	-41.37	-75.79	-56.41	10.20	12.24	V
	5729	-44.97	-13	-31.97	-69	-44.55	13.75	13.33	V
	7639	-47.01	-13	-34.01	-76.19	-43.60	15.03	11.62	V
									V
									V
									V
									V

Remark: Spurious emissions within 30-1000MHz were found more than 20dB below limit line.



EDGE 1900

EDGE 1900									
Channel	Frequency (MHz)	ERP (dBm)	Limit (dBm)	Margin (dB)	SPA Reading (dBm)	S.G. Power (dBm)	TX Cable loss (dB)	TX Antenna Gain (dBi)	Polarization (H/V)
Lowest	3700	-53.58	-13	-40.58	-74.69	-55.75	9.93	12.10	H
	5550	-52.80	-13	-39.80	-76.16	-52.29	13.66	13.15	H
	7400	-47.11	-13	-34.11	-77.21	-44.59	13.92	11.40	H
									H
									H
									H
									H
	3700	-54.64	-13	-41.64	-75.62	-56.81	9.93	12.10	V
	5550	-52.18	-13	-39.18	-76.09	-51.67	13.66	13.15	V
	7400	-46.91	-13	-33.91	-77.19	-44.39	13.92	11.40	V
									V
									V
									V
									V
Middle	3760	-54.37	-13	-41.37	-75.61	-56.47	10.06	12.16	H
	5640	-52.82	-13	-39.82	-76.11	-52.17	13.89	13.24	H
	7520	-47.33	-13	-34.33	-76.79	-43.78	14.83	11.28	H
									H
									H
									H
									H
	3760	-54.43	-13	-41.43	-75.62	-56.53	10.06	12.16	V
	5640	-50.76	-13	-37.76	-74.56	-50.11	13.89	13.24	V
	7520	-47.48	-13	-34.48	-77.02	-43.93	14.83	11.28	V
									V
									V
									V
									V



Highest	3819	-54.18	-13	-41.18	-75.59	-56.22	10.20	12.24	H
	5729	-53.03	-13	-40.03	-76.53	-52.61	13.75	13.33	H
	7639	-46.82	-13	-33.82	-75.93	-43.41	15.03	11.62	H
									H
									H
									H
									H
	3819	-54.16	-13	-41.16	-75.58	-56.20	10.20	12.24	V
	5729	-52.04	-13	-39.04	-76.07	-51.62	13.75	13.33	V
	7639	-47.00	-13	-34.00	-76.18	-43.59	15.03	11.62	V
									V
									V
									V
									V

Remark: Spurious emissions within 30-1000MHz were found more than 20dB below limit line.



WCDMA Band IV

WCDMA Band IV									
Channel	Frequency (MHz)	ERP (dBm)	Limit (dBm)	Margin (dB)	SPA Reading (dBm)	S.G. Power (dBm)	TX Cable loss (dB)	TX Antenna Gain (dBi)	Polarization (H/V)
Lowest	3427	-55.74	-13	-42.74	-76.74	-58.87	9.42	12.55	H
	5137	-52.80	-13	-39.80	-77.45	-53.36	12.11	12.67	H
	6849	-48.50	-13	-35.50	-77.67	-46.93	13.97	12.40	H
									H
									H
									H
	3427	-55.99	-13	-42.99	-76.99	-59.12	9.42	12.55	V
	5137	-52.13	-13	-39.13	-77.03	-52.69	12.11	12.67	V
	6849	-48.14	-13	-35.14	-77.14	-46.57	13.97	12.40	V
									V
									V
									V
Middle	3462	-55.46	-13	-42.46	-76.65	-58.48	9.46	12.48	H
	5197	-52.80	-13	-39.80	-77.58	-53.30	12.20	12.70	H
	6930	-48.37	-13	-35.37	-77.53	-46.43	14.02	12.08	H
									H
									H
									H
	3462	-55.62	-13	-42.62	-76.79	-58.64	9.46	12.48	V
	5197	-51.56	-13	-38.56	-76.57	-52.06	12.20	12.70	V
	6930	-48.37	-13	-35.37	-77.38	-46.43	14.02	12.08	V
									V
									V
									V



Highest	3504	-56.54	-13	-43.54	-77.94	-59.41	9.51	12.38	H
	5257	-54.78	-13	-41.78	-79.62	-55.20	12.45	12.87	H
	7010	-48.40	-13	-35.40	-77.56	-46.12	14.06	11.78	H
									H
									H
									H
									H
	3504	-55.37	-13	-42.37	-76.71	-58.24	9.51	12.38	V
	5257	-52.87	-13	-39.87	-78.04	-53.29	12.45	12.87	V
	7010	-47.61	-13	-34.61	-76.69	-45.33	14.06	11.78	V
									V
									V
									V
									V

Remark: Spurious emissions within 30-1000MHz were found more than 20dB below limit line.

————THE END————