

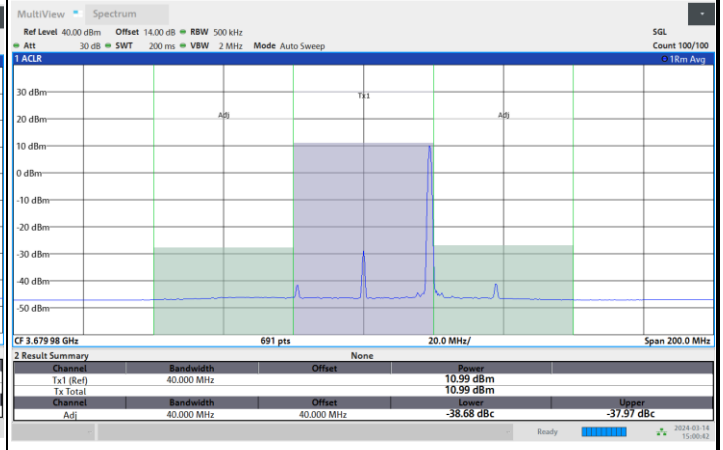
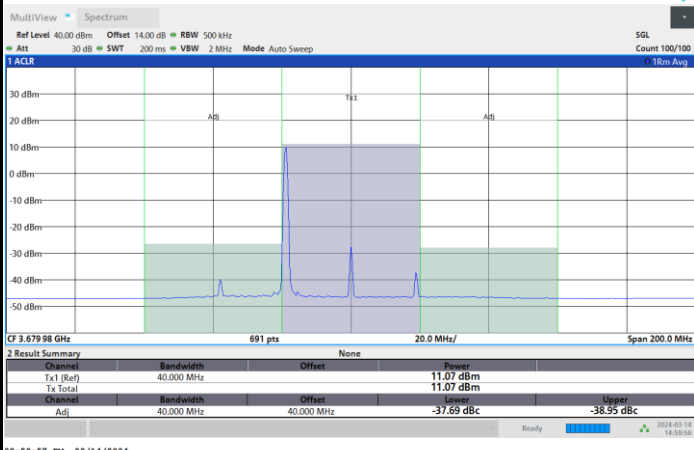


FR1 n48 / 40MHz / CP OFDM / 16QAM

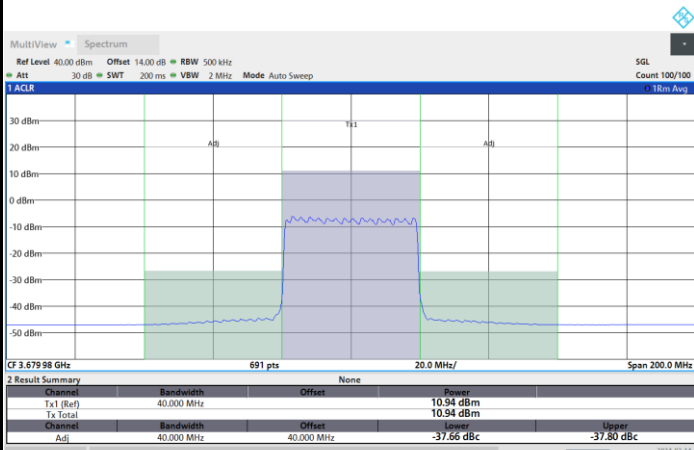
Highest Channel

1RB0

1RBmax



Full RB



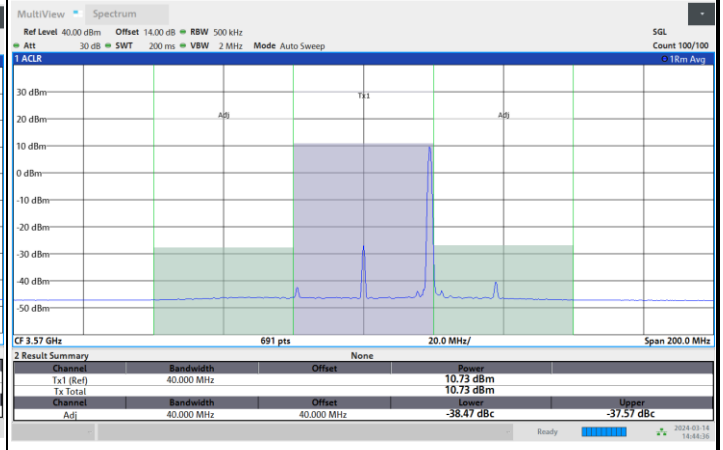
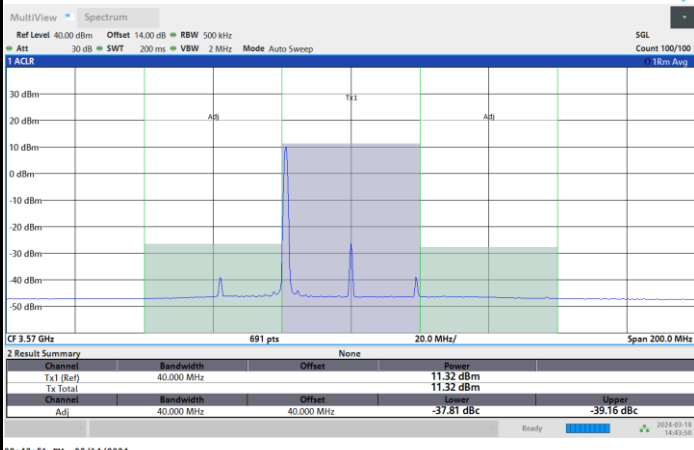


FR1 n48 / 40MHz / CP OFDM / 64QAM

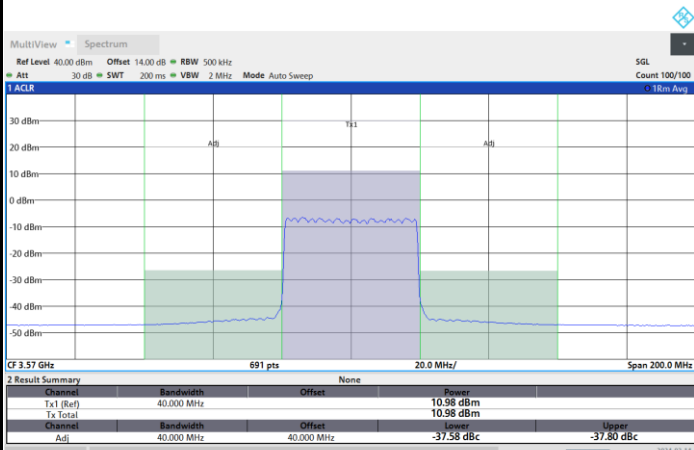
Lowest Channel

1RB0

1RBmax



Full RB



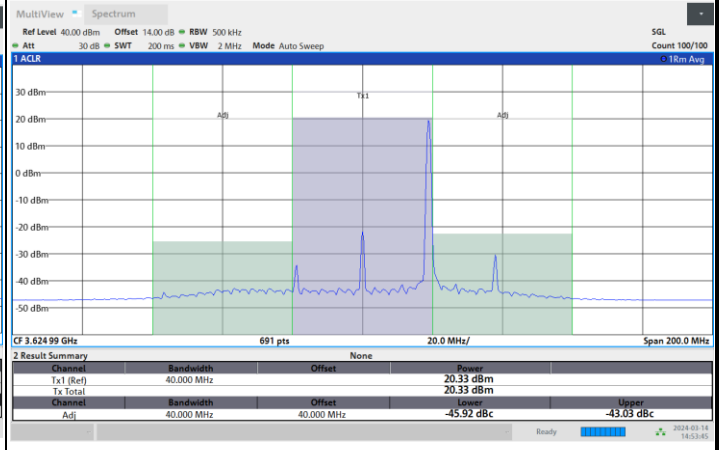
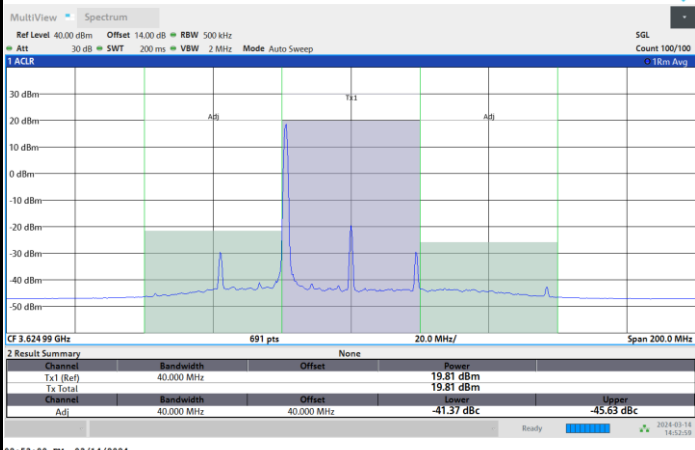


FR1 n48 / 40MHz / CP OFDM / 64QAM

Middle Channel

1RB0

1RBmax



Full RB



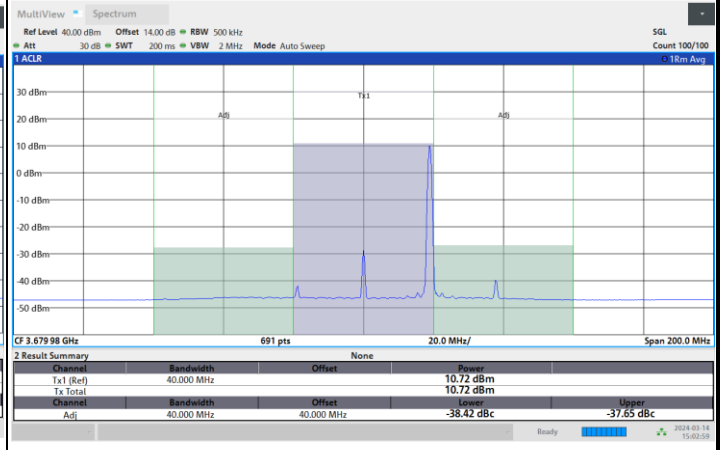
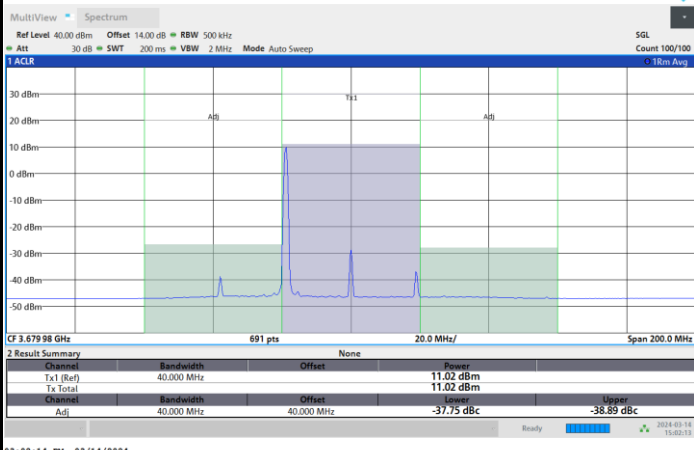


FR1 n48 / 40MHz / CP OFDM / 64QAM

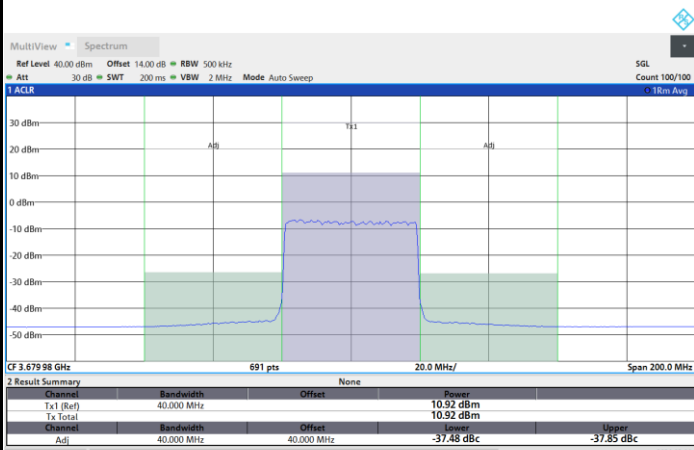
Highest Channel

1RB0

1RBmax



Full RB



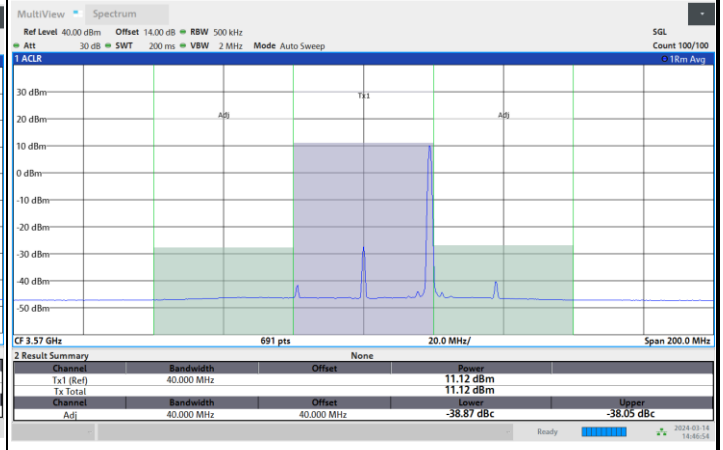
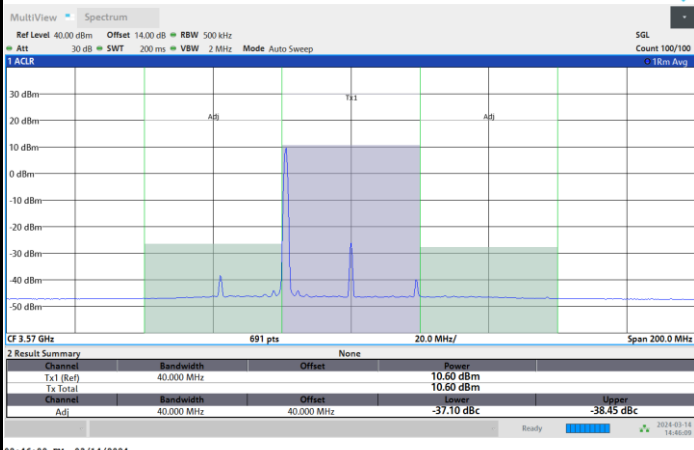


FR1 n48 / 40MHz / CP OFDM / 256QAM

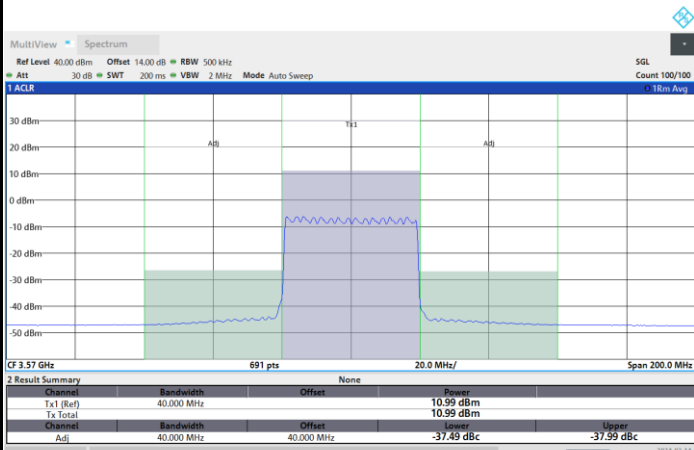
Lowest Channel

1RB0

1RBmax



Full RB



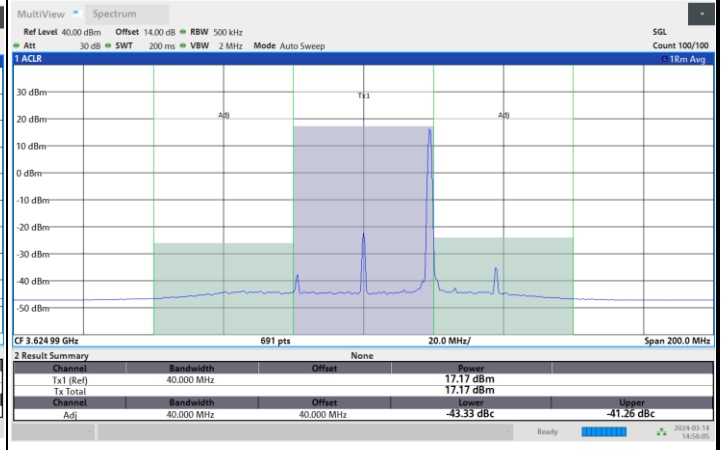
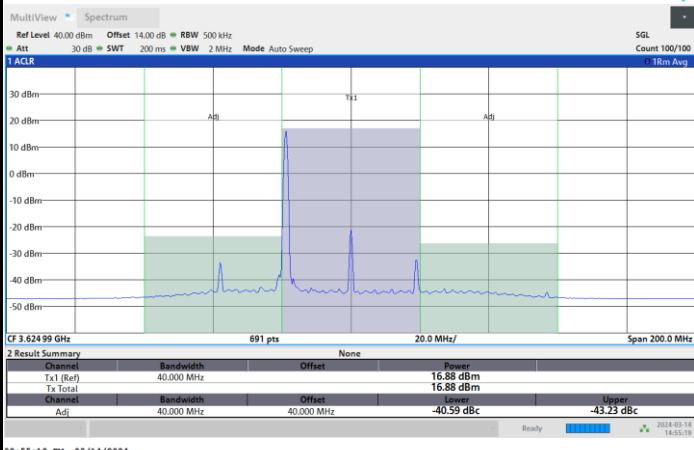


FR1 n48 / 40MHz / CP OFDM / 256QAM

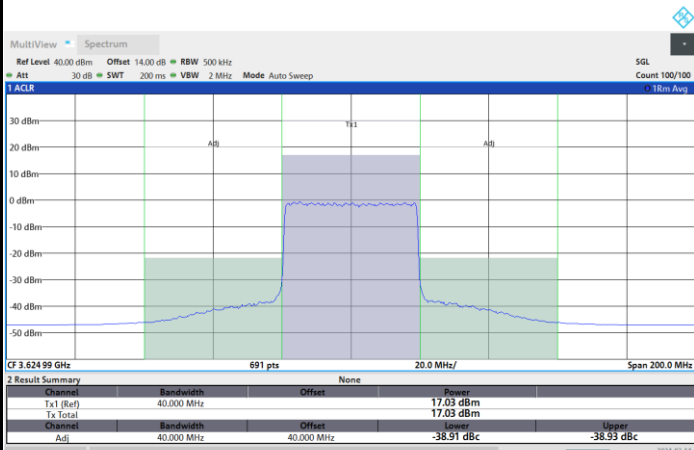
Middle Channel

1RB0

1RBmax



Full RB



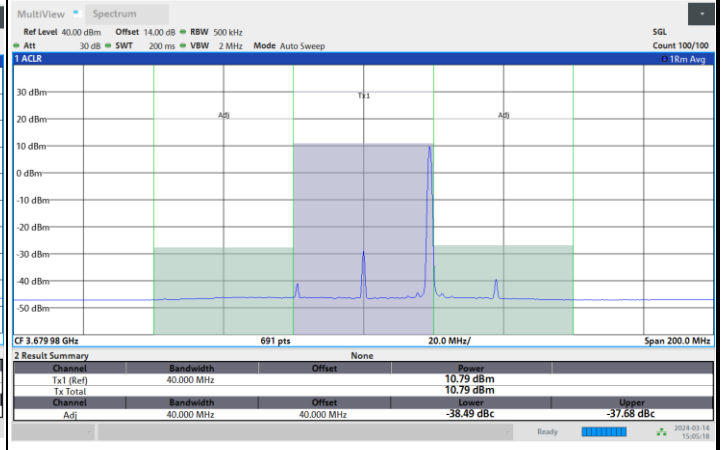
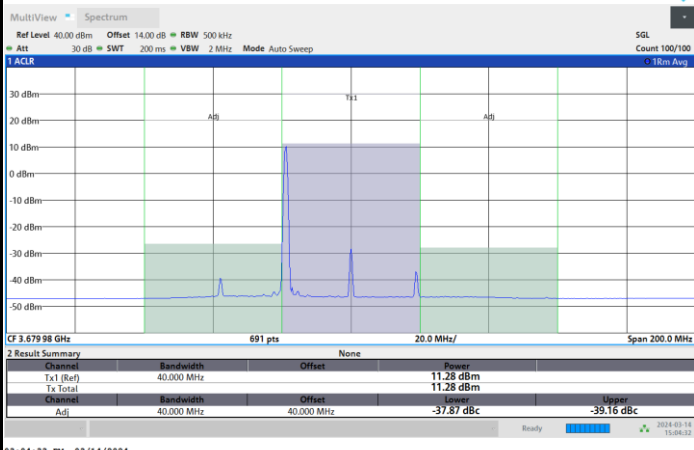


FR1 n48 / 40MHz / CP OFDM / 256QAM

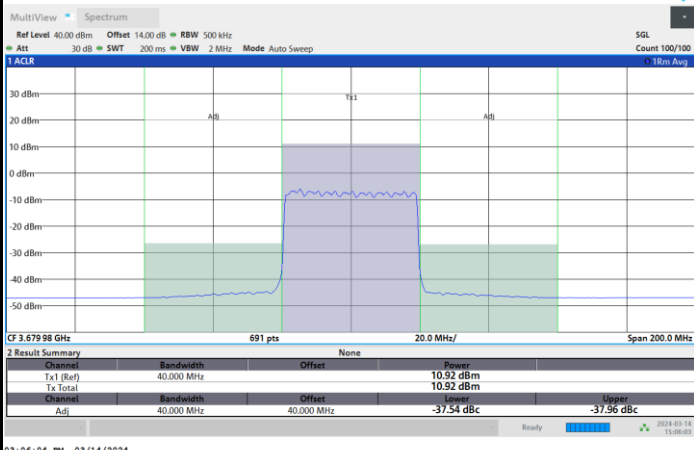
Highest Channel

1RB0

1RBmax



Full RB



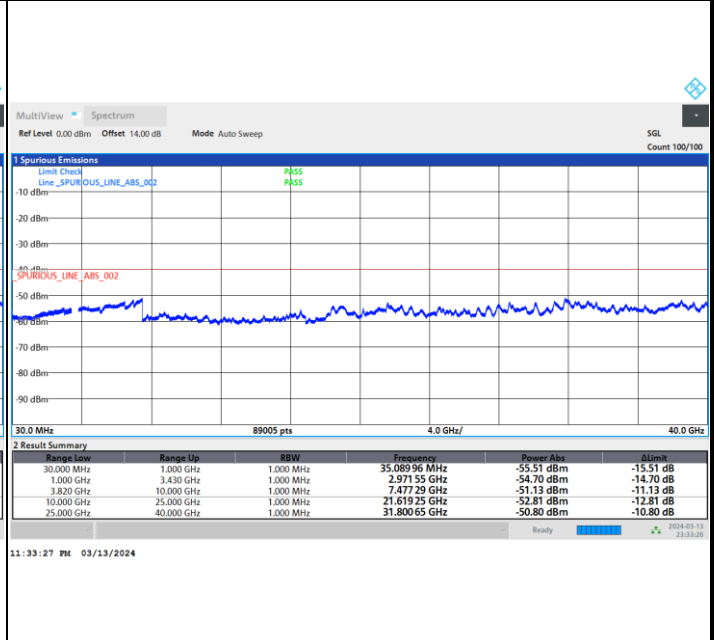
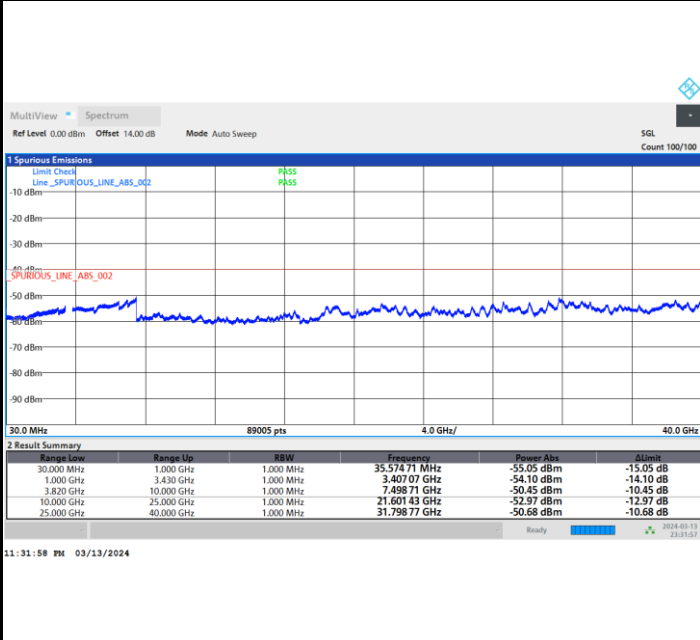


Conducted Spurious Emission

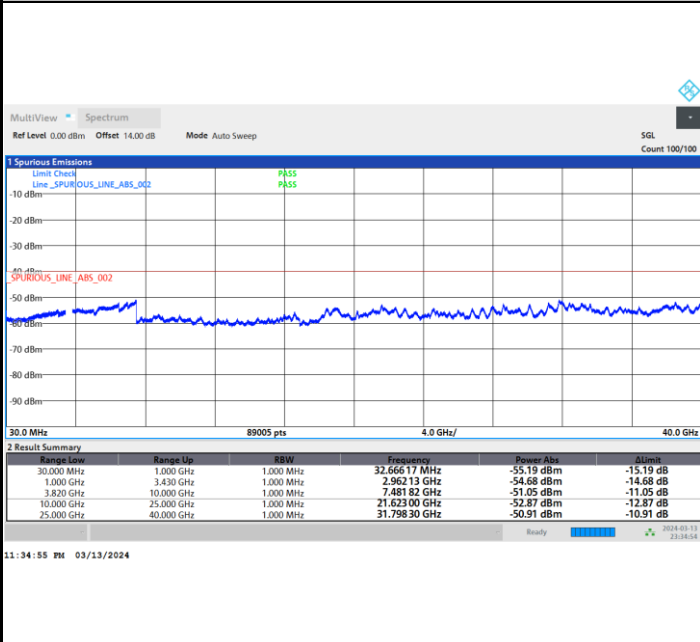
FR1 n48 / 10MHz / CP OFDM / QPSK / 1RB1

Lowest Channel

Middle Channel



Highest Channel

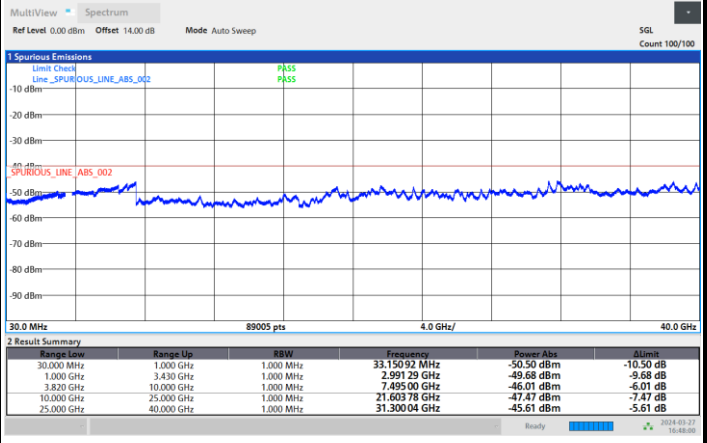
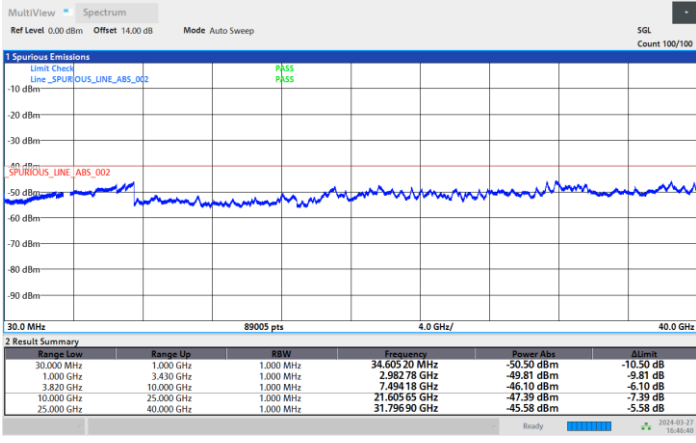




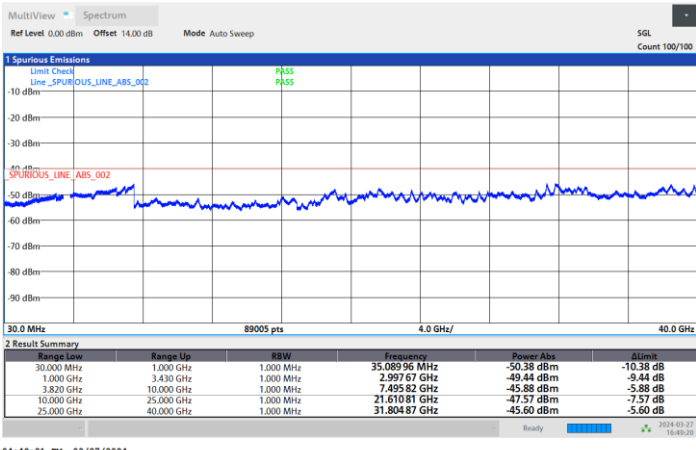
FR1 n48 / 15MHz / CP OFDM / QPSK / 1RB1

Lowest Channel

Middle Channel



Highest Channel

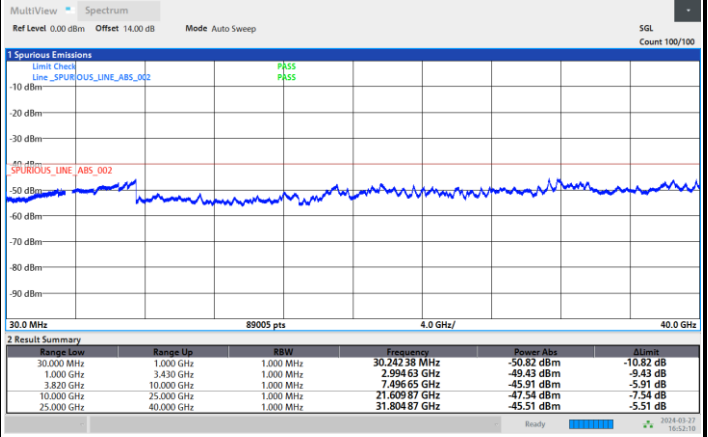
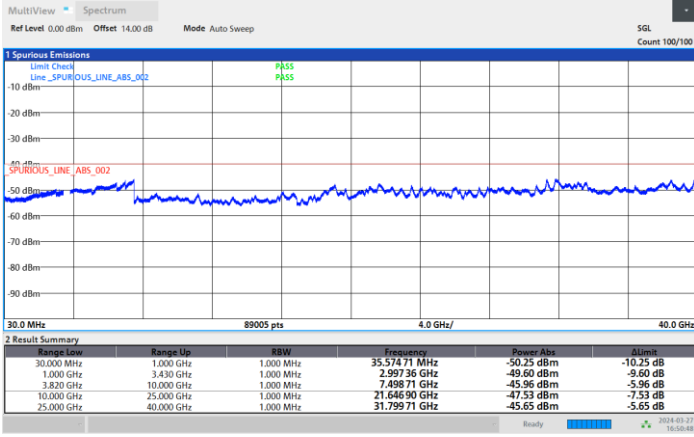




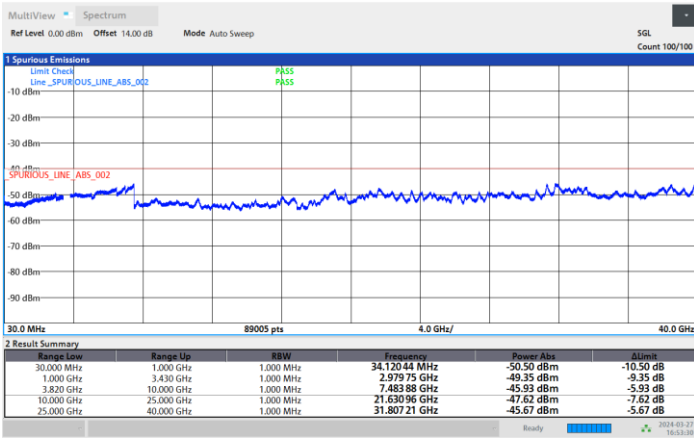
FR1 n48 / 20MHz / CP OFDM / QPSK / 1RB1

Lowest Channel

Middle Channel



Highest Channel

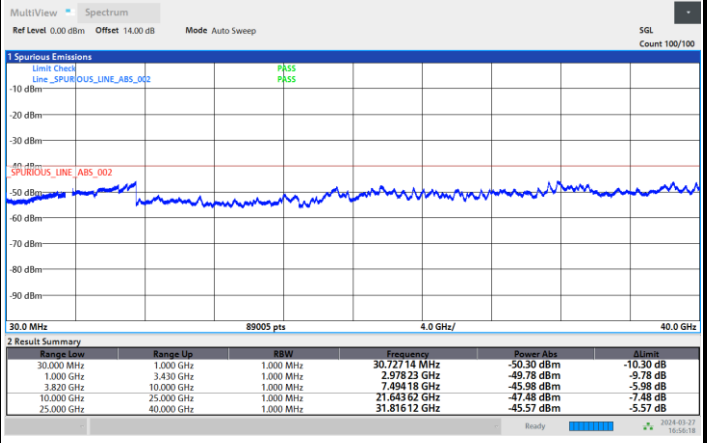
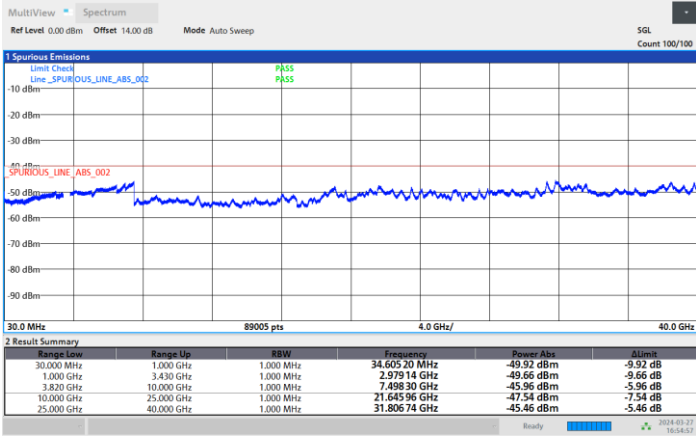




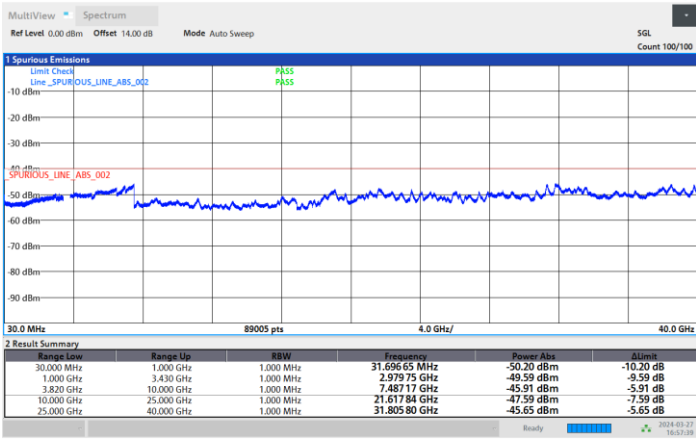
FR1 n48 / 30MHz / CP OFDM / QPSK / 1RB1

Lowest Channel

Middle Channel



Highest Channel

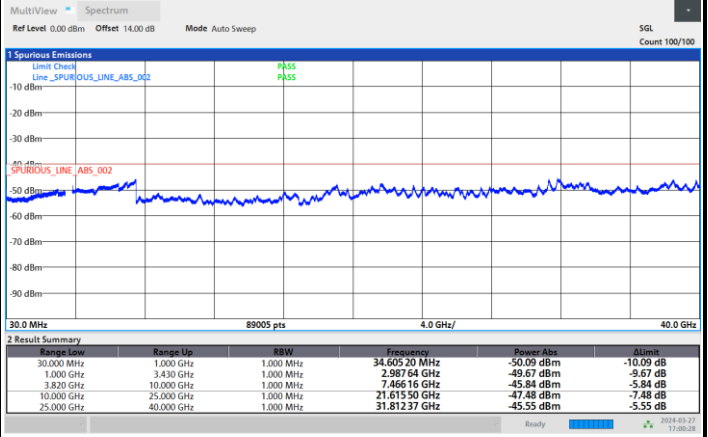
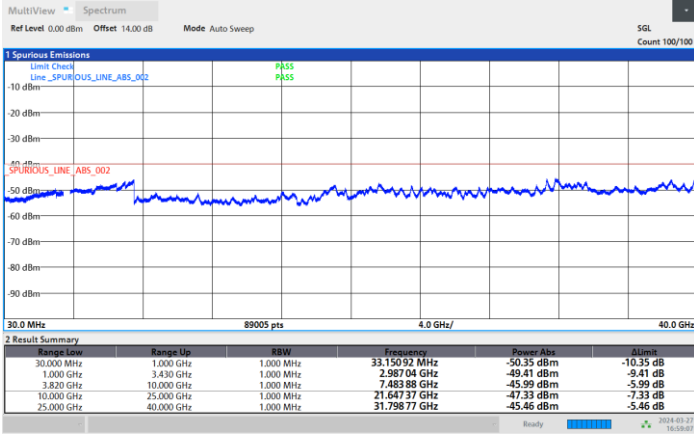




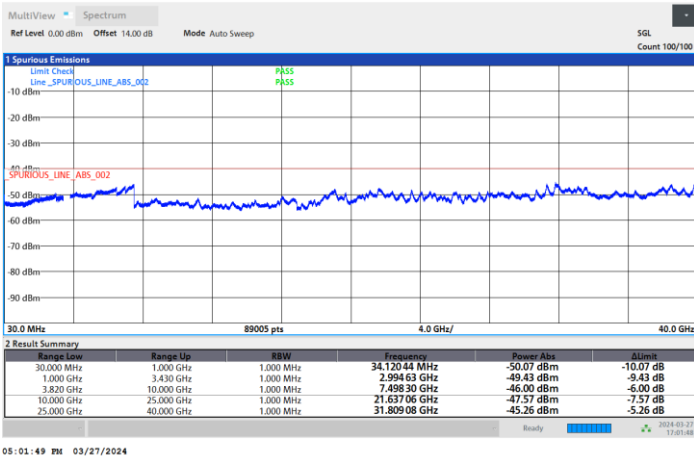
FR1 n48 / 40MHz / CP OFDM / QPSK / 1RB1

Lowest Channel

Middle Channel



Highest Channel





Frequency Stability

Test Conditions		FR1 n48 (BPSK) / Middle Channel	Limit
Temperature (°C)	Voltage (Volt)	BW 20MHz	Note 2.
		Deviation (ppm)	Result
50	Normal Voltage	0.0020	PASS
40	Normal Voltage	0.0020	
30	Normal Voltage	0.0021	
20(Ref.)	Normal Voltage	0.0000	
10	Normal Voltage	0.0020	
0	Normal Voltage	0.0001	
-10	Normal Voltage	0.0004	
-20	Normal Voltage	0.0004	
-30	Normal Voltage	0.0008	
20	Maximum Voltage	0.0016	
20	Normal Voltage	0.0000	
20	Battery End Point	0.0006	

Note:

- 1. Normal Voltage = 3.89 V. ; Battery End Point (BEP) = 3.6 V. ; Maximum Voltage = 4.4 V.
- 2. The frequency fundamental emissions stay within the authorized frequency block.



Appendix B. Test Results of Radiated Test

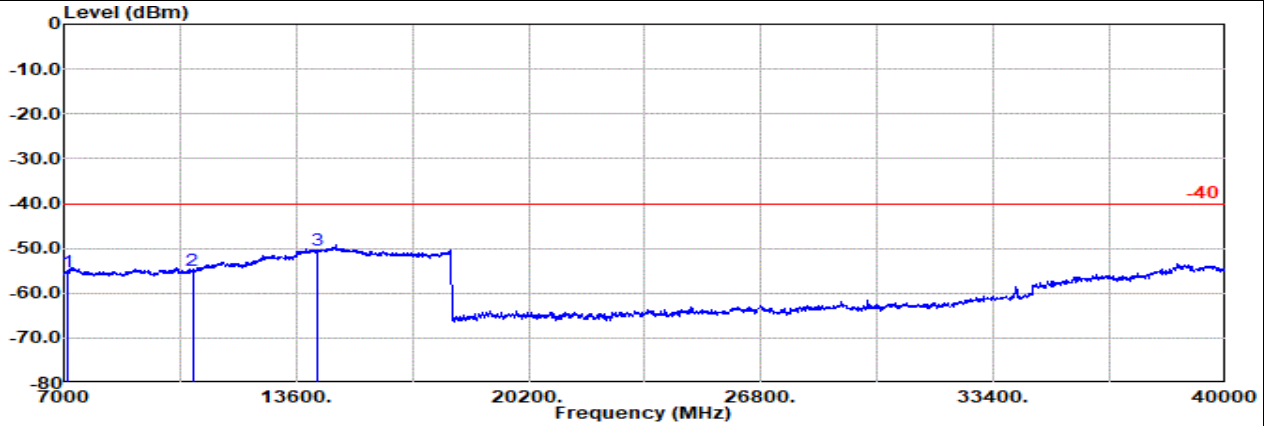
B1. Summary of each worse mode

Mode	Part	Band	Ch	Freq (MHz)	Level (dBm)	Det	Ant Factor (dB)	Amp\Cbl (dB)	Filter (dB)	EIRPCF (dB)	Reading (dBuV)	Limit (dBm)	Margin (dB)	Pol	Ant
1	Part 96	NR SA n48 PC2	H	7363	-46.55	RMS	36.97	-21.28	1.05	-95.23	31.94	-40.00	-6.55	H	6+1
2	Part 96	NR SA n48 PC2	H	14725	-49.88	RMS	41.65	-23.00	0.42	-95.23	26.28	-40.00	-9.88	H	7+5



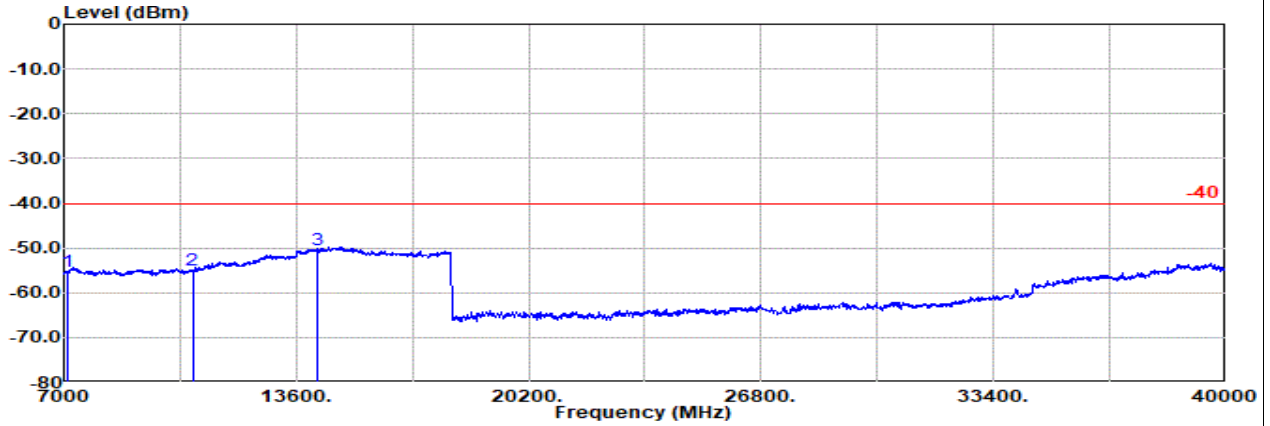
6+1

Part 96 Mode 1
NR SA n48 PC2 20M Ch637334 1RB1 BPSK
L



Site : 03CH21-HY
 Condition: -40 1m BBHA9170_1223_230710 Horizontal
 : SA n48 20M Ch637334 1RB1 BPSK

1	2	3	Freq MHz	Level dBm	Detector	Ant Amp\Cb Filter		EIRPCF	Readin g	Limit dBm	Margin dB	Pol
						Factor	1					



Site : 03CH21-HY
 Condition: -40 1m BBHA9170_1223_230710 Vertical
 : SA n48 20M Ch637334 1RB1 BPSK

1	2	3	Freq MHz	Level dBm	Detector	Ant Amp\Cb Filter		EIRPCF	Readin g	Limit dBm	Margin dB	Pol
						Factor	1					

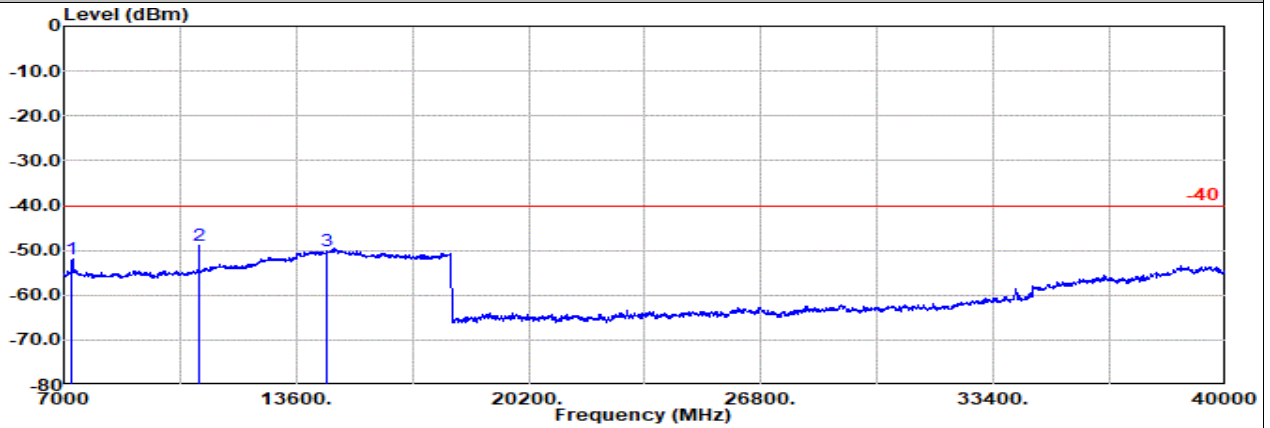


6+1

Part 96 Mode 1

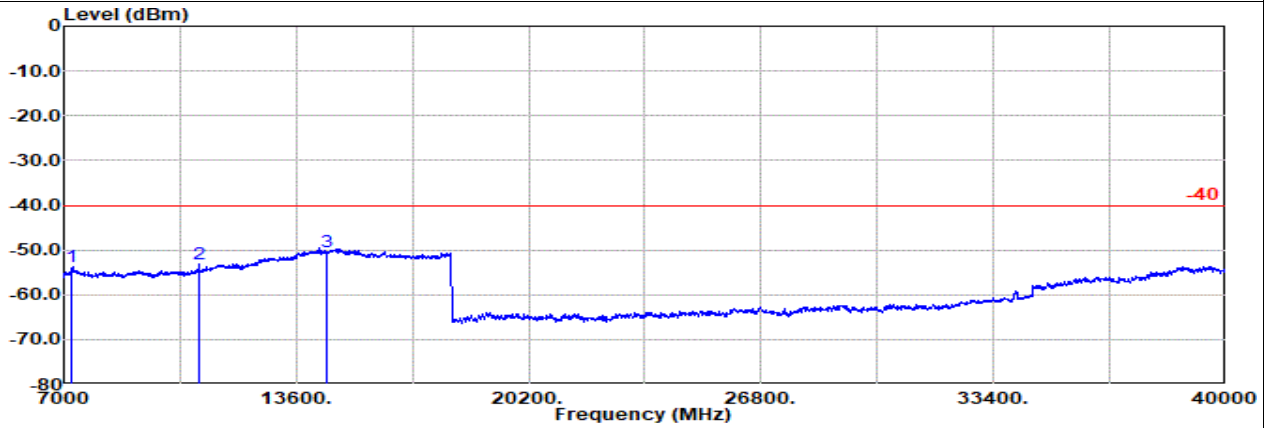
NR SA n48 PC2 20M Ch641666 1RB1 BPSK

M



Site : 03CH21-HY
 Condition: -40 1m BBHA9170_1223_230710 Horizontal
 : SA n48 20M Ch641666 1RB1 BPSK

1	2	3	Freq MHz	Level dBm	Detector	Ant Amp\Cb Filter		EIRPCF	Readin g	Limit dBm	Margin dB	Pol
						Factor	1					



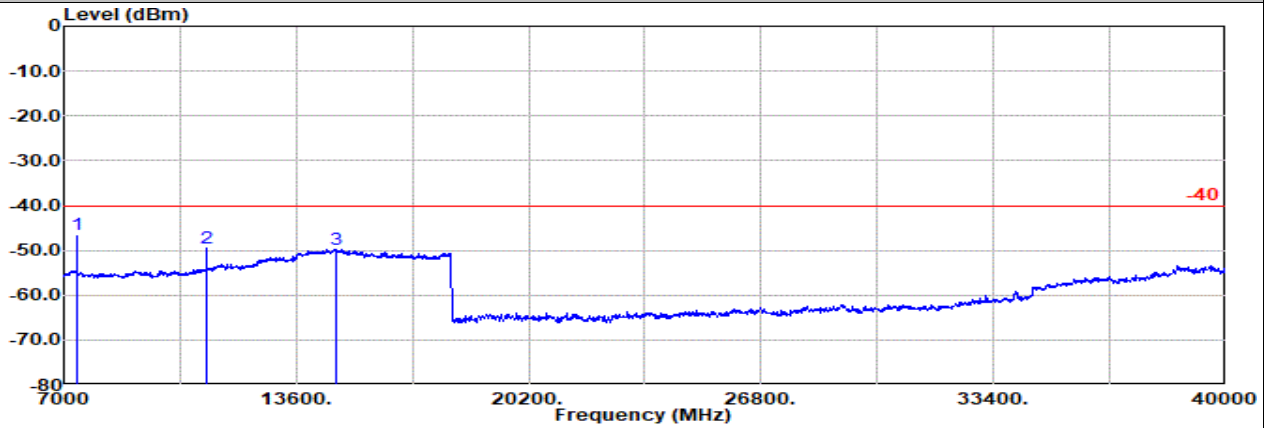
Site : 03CH21-HY
 Condition: -40 1m BBHA9170_1223_230710 Vertical
 : SA n48 20M Ch641666 1RB1 BPSK

1	2	3	Freq MHz	Level dBm	Detector	Ant Amp\Cb Filter		EIRPCF	Readin g	Limit dBm	Margin dB	Pol
						Factor	1					



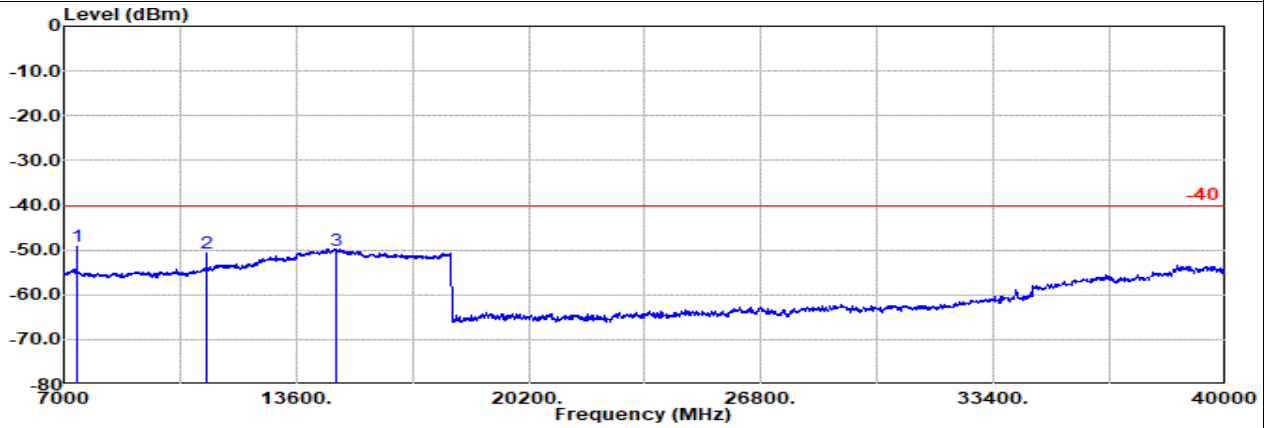
6+1

Part 96 Mode 1
NR SA n48 PC2 20M Ch646000 1RB1 BPSK
H



Site : 03CH21-HY
 Condition: -40 1m BBHA9170_1223_230710 Horizontal
 : SA n48 20M Ch646000 1RB1 BPSK

1	2	3	Freq MHz	Level dBm	Detector	Ant Amp\Cb Filter		EIRPCF	Readin g	Limit dBm	Margin dB	Pol
						Factor	1					



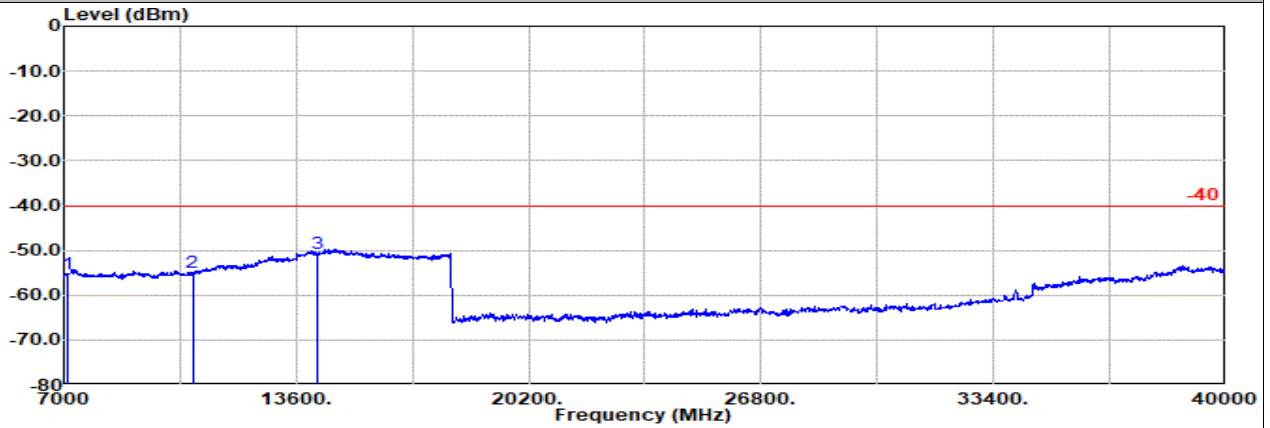
Site : 03CH21-HY
 Condition: -40 1m BBHA9170_1223_230710 Vertical
 : SA n48 20M Ch646000 1RB1 BPSK

1	2	3	Freq MHz	Level dBm	Detector	Ant Amp\Cb Filter		EIRPCF	Readin g	Limit dBm	Margin dB	Pol
						Factor	1					



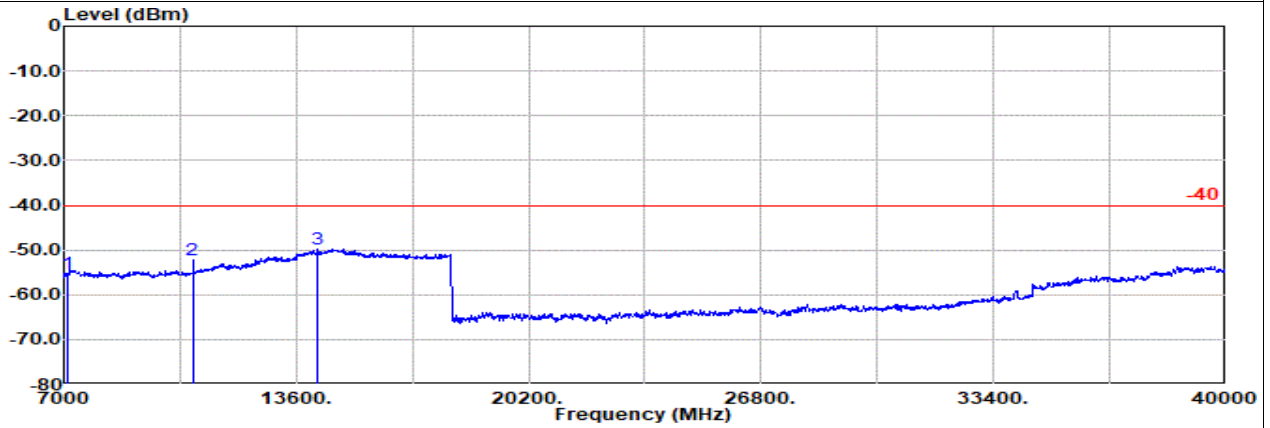
7+5

Part 96 Mode 2
NR SA n48 PC2 20M Ch637334 1RB1 BPSK
L



Site : 03CH21-HY
 Condition: -40 1m BBHA9170_1223_230710 Horizontal
 : SA n48 20M Ch637334 1RB1 BPSK

1	2	3	Freq MHz	Level dBm	Detector	Ant Amp\Cb Filter		EIRPCF	Readin g	Limit dBm	Margin dB	Pol	
						Factor	1						
						dB/m	dB	dB	dBuV				
1	2	3	7103.00	-55.21	RMS	36.41	-21.43	1.19	-95.23	23.85	-40.00	-15.21	Horizontal
			10654.00	-55.01	RMS	37.50	-21.68	0.44	-95.23	23.96	-40.00	-15.01	Horizontal
			14205.00	-50.60	RMS	41.00	-22.35	0.41	-95.23	25.57	-40.00	-10.60	Horizontal



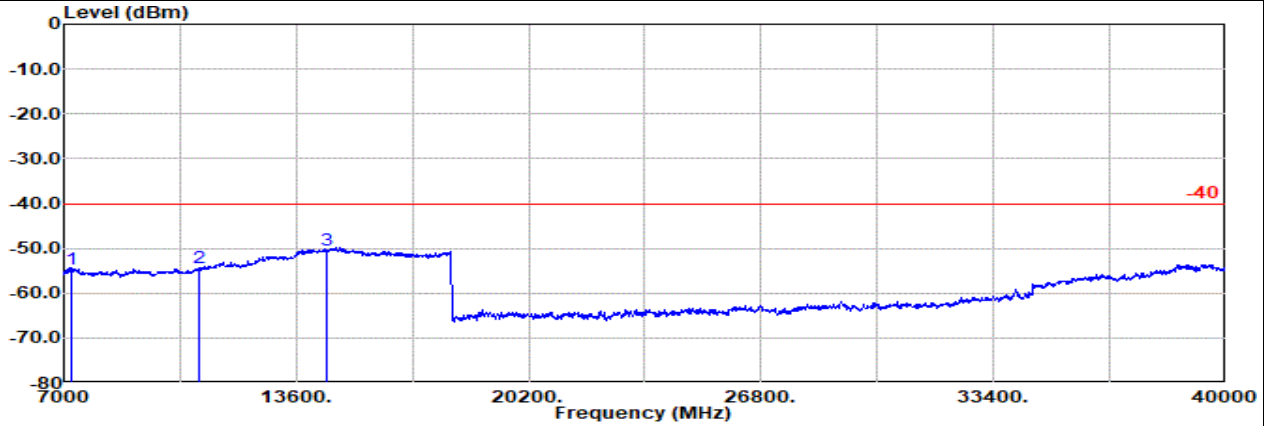
Site : 03CH21-HY
 Condition: -40 1m BBHA9170_1223_230710 Vertical
 : SA n48 20M Ch637334 1RB1 BPSK

1	2	3	Freq MHz	Level dBm	Detector	Ant Amp\Cb Filter		EIRPCF	Readin g	Limit dBm	Margin dB	Pol	
						Factor	1						
						dB/m	dB	dB	dBuV				
1	2	3	7103.00	-55.20	RMS	36.41	-21.43	1.19	-95.23	23.86	-40.00	-15.20	Vertical
			10654.00	-52.35	RMS	37.50	-21.68	0.44	-95.23	26.62	-40.00	-12.35	Vertical
			14205.00	-49.92	RMS	41.00	-22.35	0.41	-95.23	26.25	-40.00	-9.92	Vertical



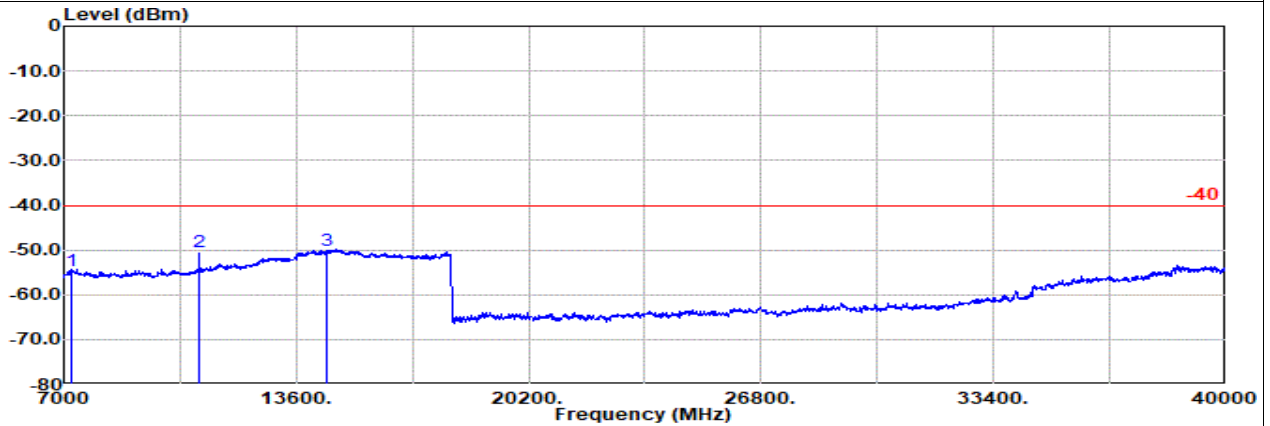
7+5

Part 96 Mode 2
NR SA n48 PC2 20M Ch641666 1RB1 BPSK
M



Site : 03CH21-HY
 Condition: -40 1m BBHA9170_1223_230710 Horizontal
 : SA n48 20M Ch641666 1RB1 BPSK

1	2	3	Freq MHz	Level dBm	Detector	Ant Amp\Cb Filter		EIRPCF	Readin g	Limit dBm	Margin dB	Pol
						Factor	1					



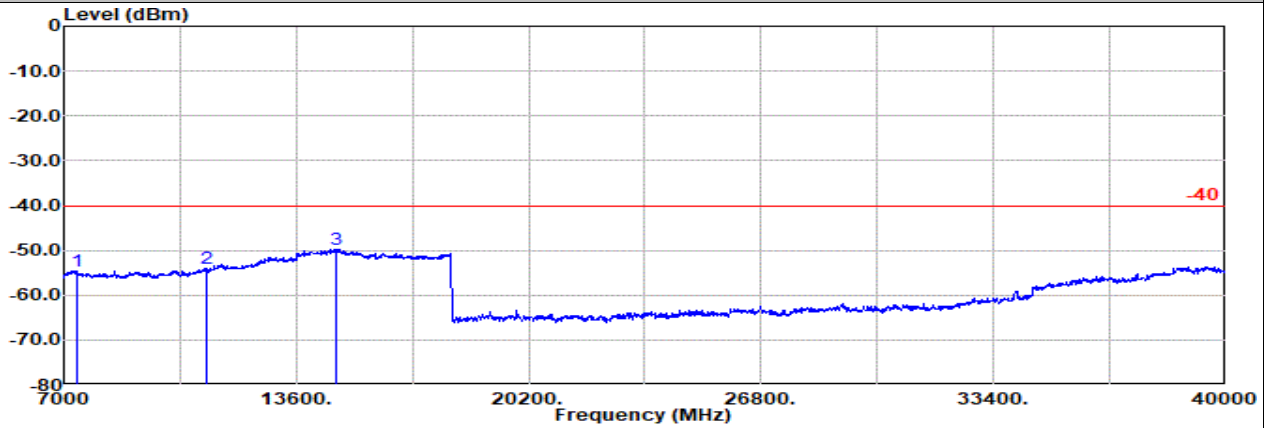
Site : 03CH21-HY
 Condition: -40 1m BBHA9170_1223_230710 Vertical
 : SA n48 20M Ch641666 1RB1 BPSK

1	2	3	Freq MHz	Level dBm	Detector	Ant Amp\Cb Filter		EIRPCF	Readin g	Limit dBm	Margin dB	Pol
						Factor	1					



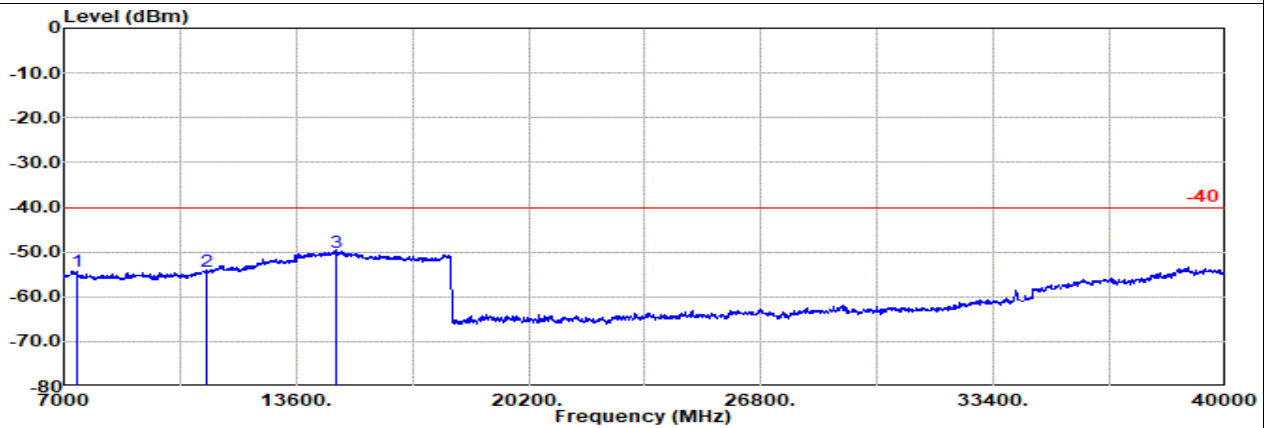
7+5

Part 96 Mode 2
NR SA n48 PC2 20M Ch646000 1RB1 BPSK
H



Site : 03CH21-HY
 Condition: -40 1m BBHA9170_1223_230710 Horizontal
 : SA n48 20M Ch646000 1RB1 BPSK

Freq	Level	Detector	Ant Amp\Cb Filter		EIRPCF	Readin	Limit	Margin	Pol		
			Factor	1						dB	dB
1	7363.00	-54.75	RMS	36.97	-21.28	1.05	-95.23	23.74	-40.00	-14.75	Horizontal
2	11044.00	-54.11	RMS	37.98	-21.61	0.44	-95.23	24.31	-40.00	-14.11	Horizontal
3	14725.00	-49.88	RMS	41.65	-23.00	0.42	-95.23	26.28	-40.00	-9.88	Horizontal



Site : 03CH21-HY
 Condition: -40 1m BBHA9170_1223_230710 Vertical
 : SA n48 20M Ch646000 1RB1 BPSK

Freq	Level	Detector	Ant Amp\Cb Filter		EIRPCF	Readin	Limit	Margin	Pol		
			Factor	1						dB	dB
1	7363.00	-54.29	RMS	36.97	-21.28	1.05	-95.23	24.20	-40.00	-14.29	Vertical
2	11044.00	-54.34	RMS	37.98	-21.61	0.44	-95.23	24.08	-40.00	-14.34	Vertical
3	14725.00	-50.08	RMS	41.65	-23.00	0.42	-95.23	26.08	-40.00	-10.08	Vertical

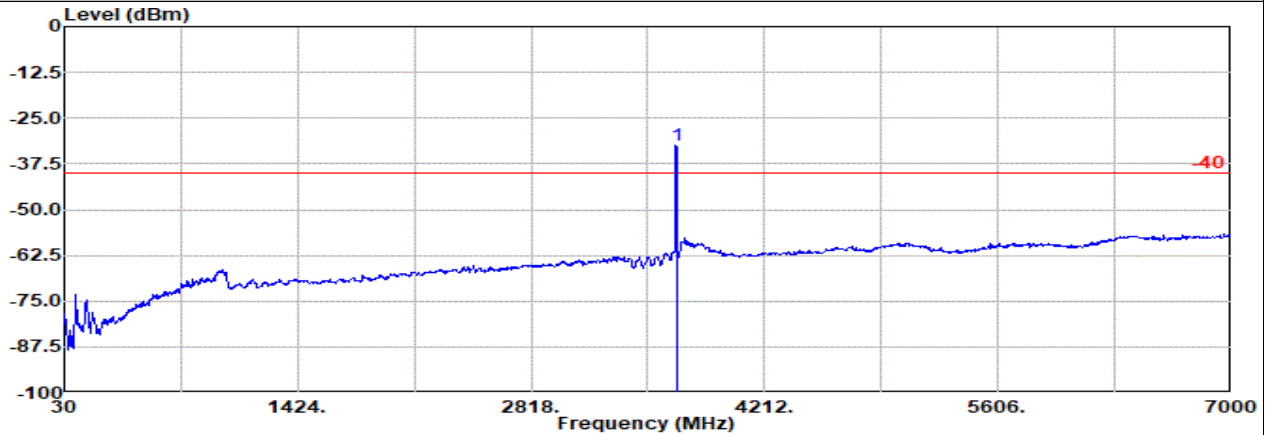


6+1

Part 96 Mode 1

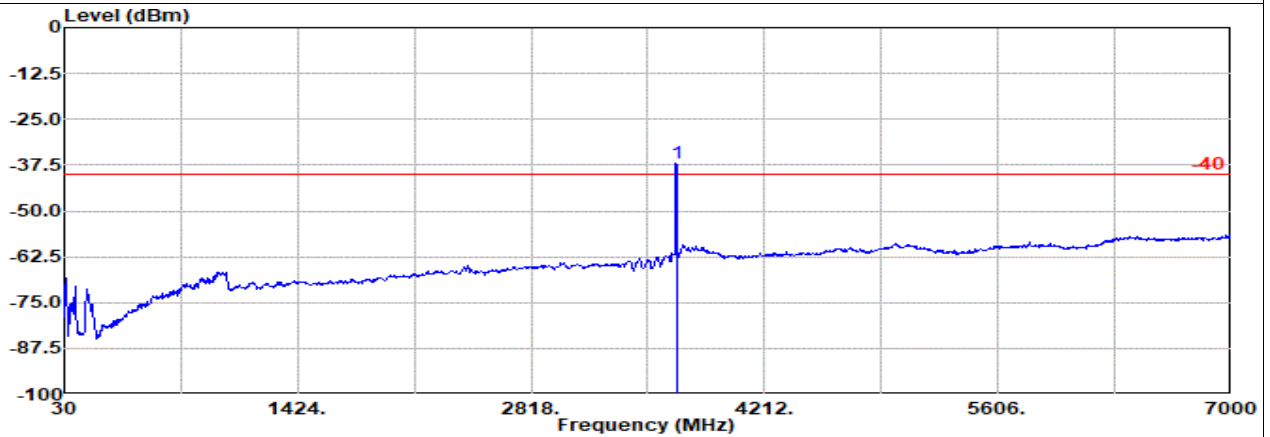
NR SA n48 PC2 20M Ch646000 1RB1 BPSK

H



Site : 03CH21-HY
 Condition: -40 3m DRH18-E_LE2C03A18EN_230712 Horizontal
 : SA n48 20M Ch646000 1RB1 BPSK
 : #1 is fundamental signal which can be ignored.

1	MHz	Level	Detector	Ant Amp\Cb		Filter	EIRPCF	Readin	Limit	Margin Pol	
		dBm		Factor	l	dB	dB	g	dBm	dB	
1	3690.00	-32.41	RMS	29.80	-23.23	0.56	-95.23	55.69	-40.00	7.59	Horizontal



Site : 03CH21-HY
 Condition: -40 3m DRH18-E_LE2C03A18EN_230712 Vertical
 : SA n48 20M Ch646000 1RB1 BPSK
 : #1 is fundamental signal which can be ignored.

1	MHz	Level	Detector	Ant Amp\Cb		Filter	EIRPCF	Readin	Limit	Margin Pol	
		dBm		Factor	l	dB	dB	g	dBm	dB	
1	3690.00	-37.08	RMS	29.80	-23.23	0.56	-95.23	51.02	-40.00	2.92	Vertical

Remark: #1 is fundamental signal which can be ignored.

—————THE END—————