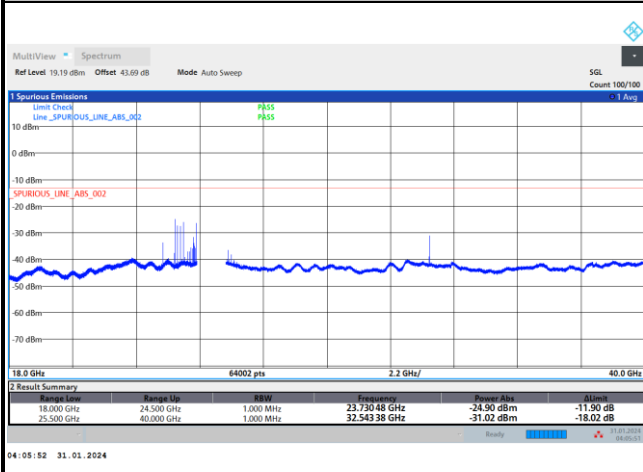




DFT-s-OFDM Module B

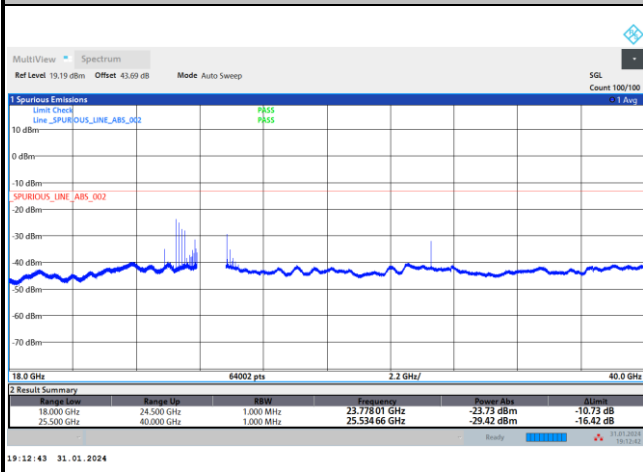
NR Band n258b QPSK (18-40GHz)

Lowest Channel / 400MHz



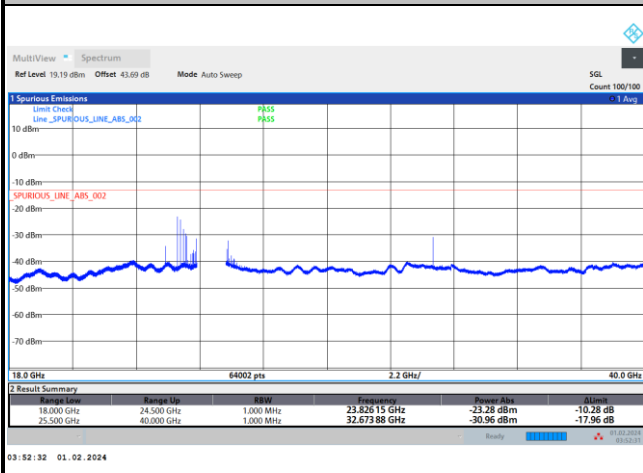
intentionally blank

Middle Channel / 400MHz



intentionally blank

Highest Channel / 400MHz



intentionally blank

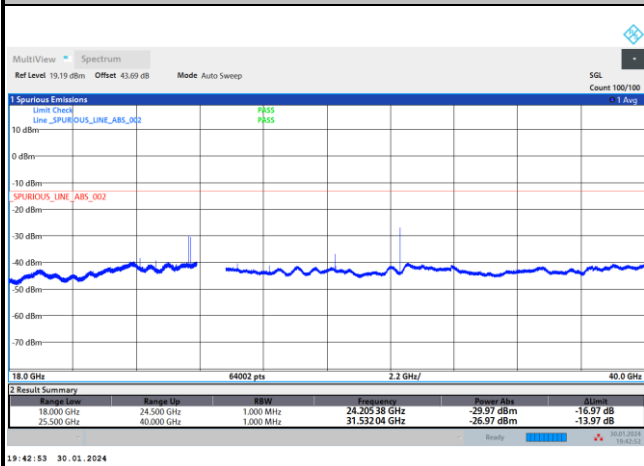
Remark: In band and out of band frequencies are omitted.



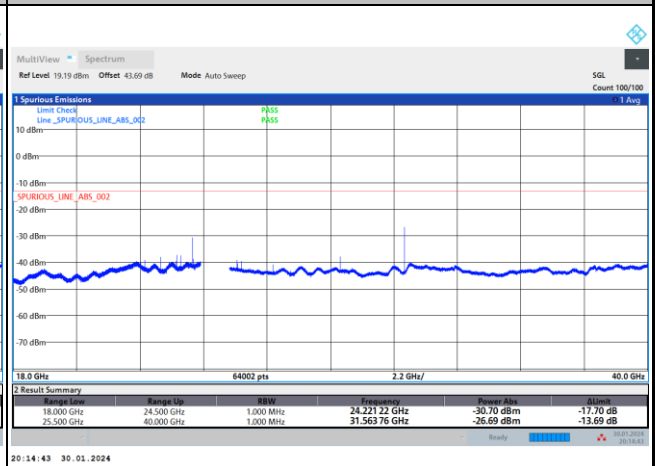
CP-OFDM Module B

NR Band n258b QPSK (18-40GHz)

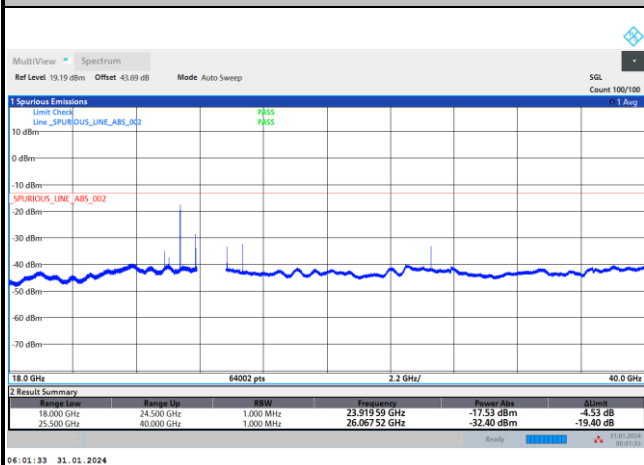
Lowest Channel / 50MHz



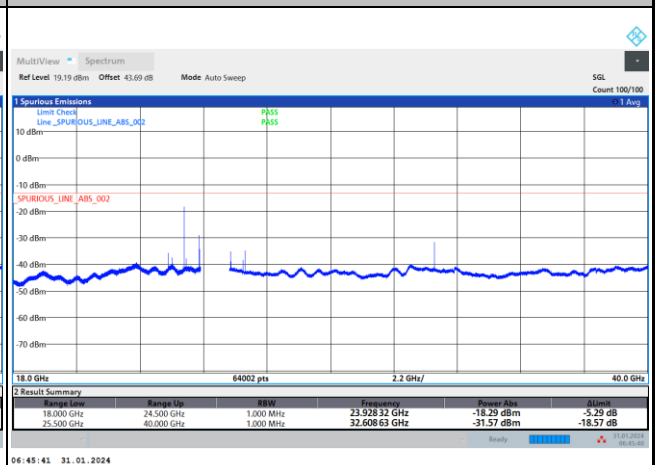
Lowest Channel / 100MHz



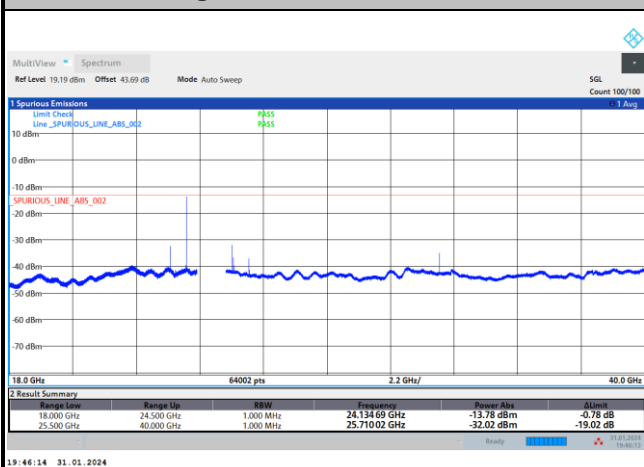
Middle Channel / 50MHz



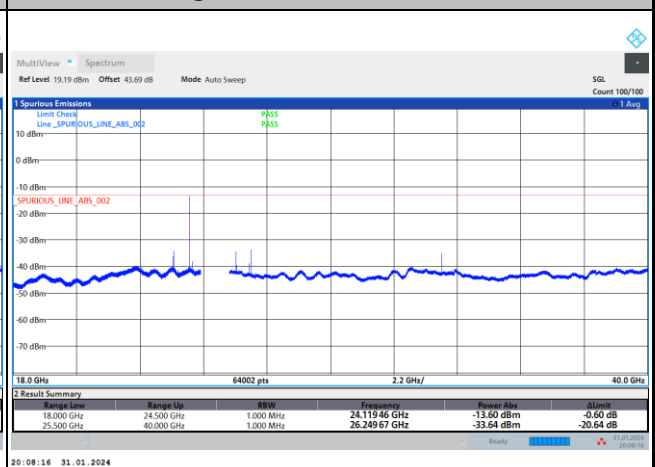
Middle Channel / 100MHz



Highest Channel / 50MHz



Highest Channel / 100MHz



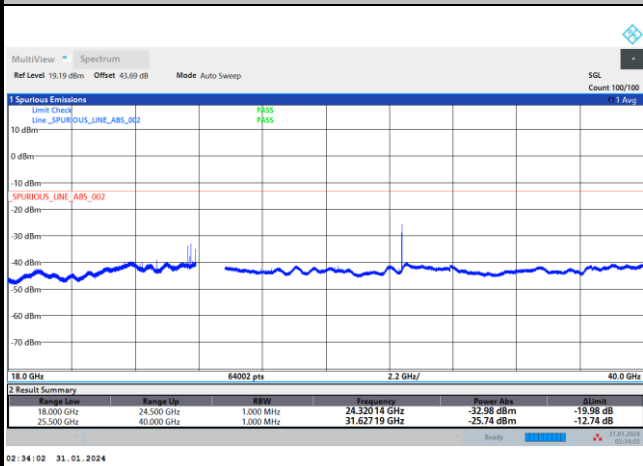
Remark: In band and out of band frequencies are omitted.



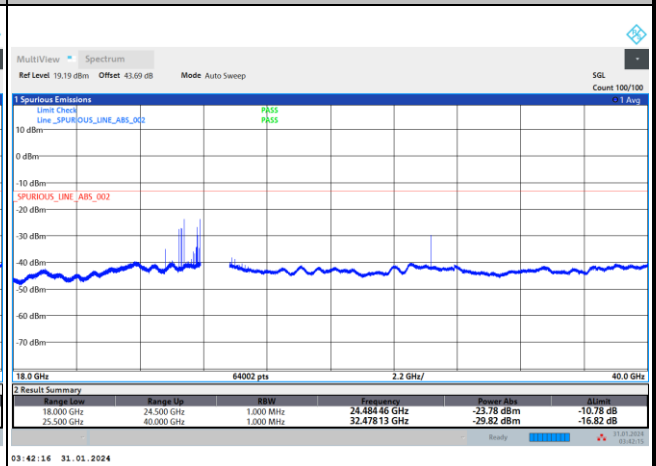
CP-OFDM Module B

NR Band n258b QPSK (18-40GHz)

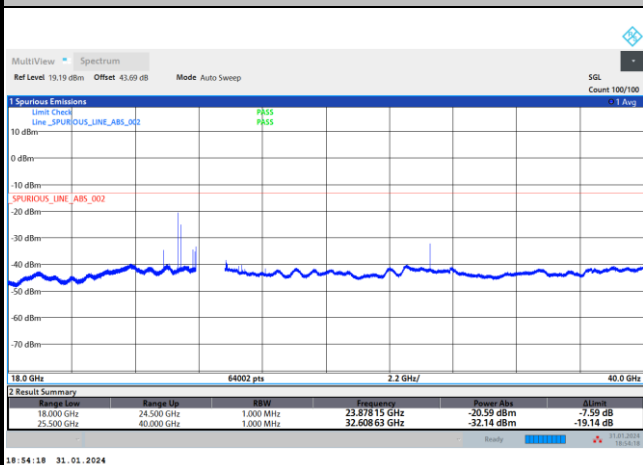
Lowest Channel / 200MHz



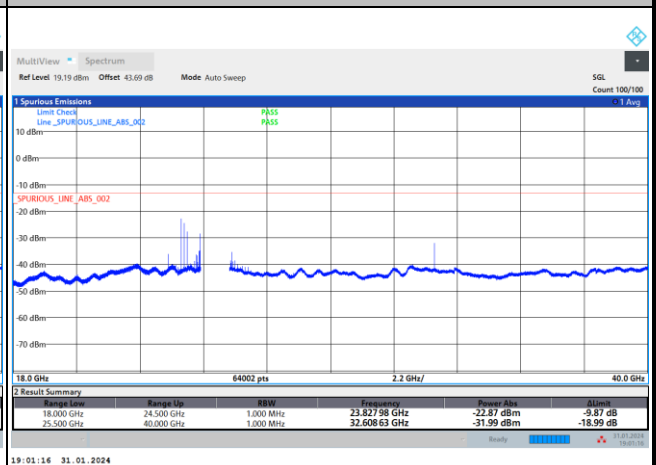
Lowest Channel / 300MHz



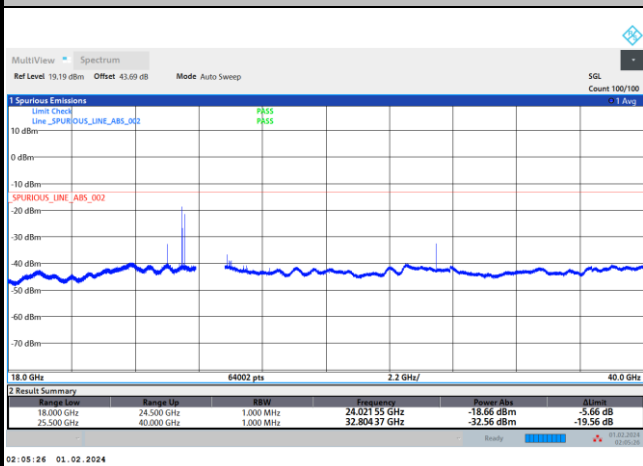
Middle Channel / 200MHz



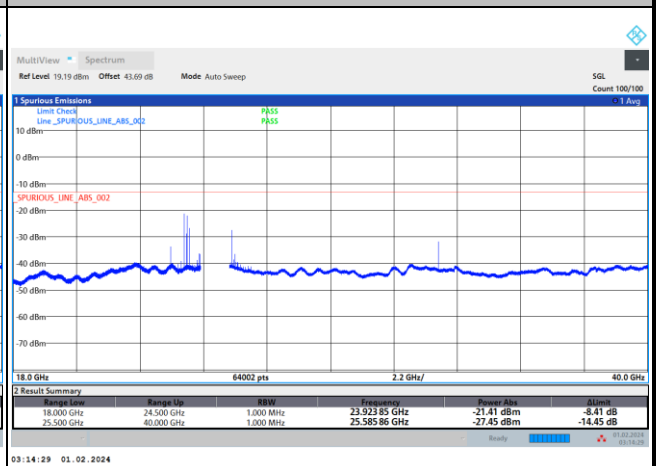
Middle Channel / 300MHz



Highest Channel / 200MHz



Highest Channel / 300MHz



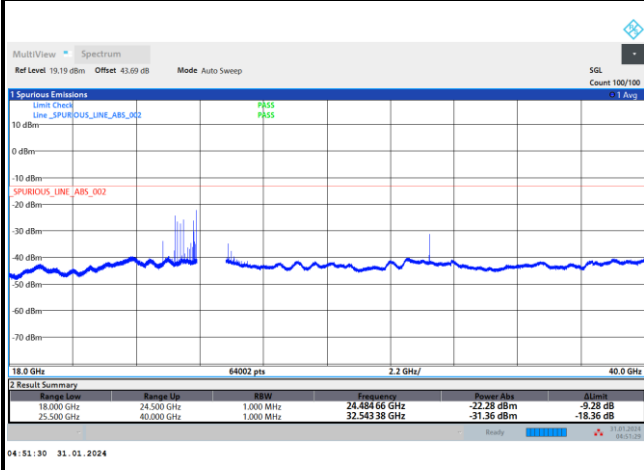
Remark: In band and out of band frequencies are omitted.



CP-OFDM Module B

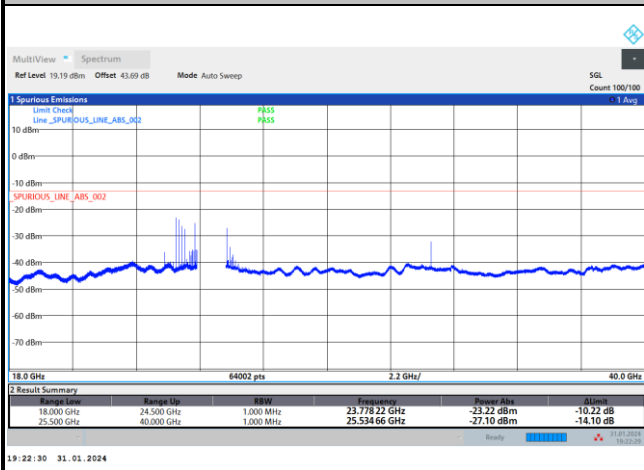
NR Band n258b QPSK (18-40GHz)

Lowest Channel / 400MHz



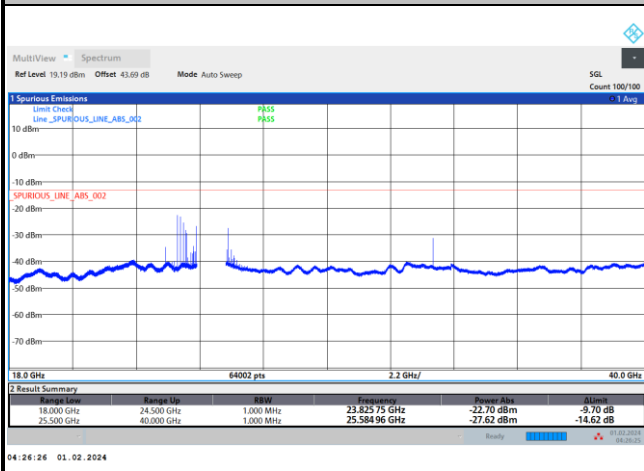
intentionally blank

Middle Channel / 400MHz



intentionally blank

Highest Channel / 400MHz



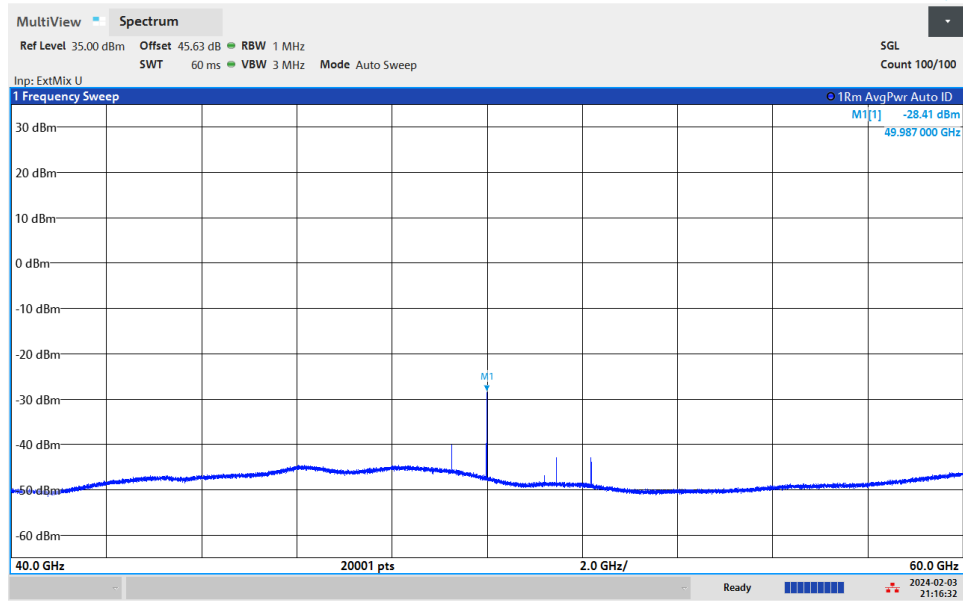
intentionally blank

Remark: In band and out of band frequencies are omitted.



NR Band n258b

(40GHz-60GHz)

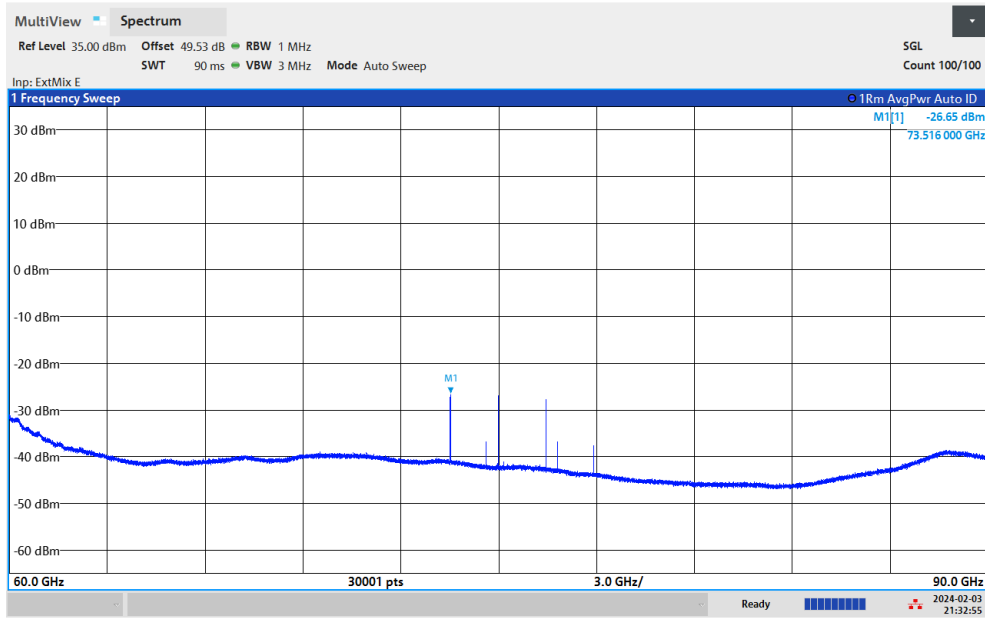


$$\text{Offset} = \text{Antenna Factor (dB/m)} + \text{Cable Loss (dB)} + 107 + 20\log(D) - 104.8$$
$$= 43 + 0.43 + 107 + 20\log(1) - 104.8 = 45.63(\text{dB})$$



NR Band n258b

(60GHz-90GHz)



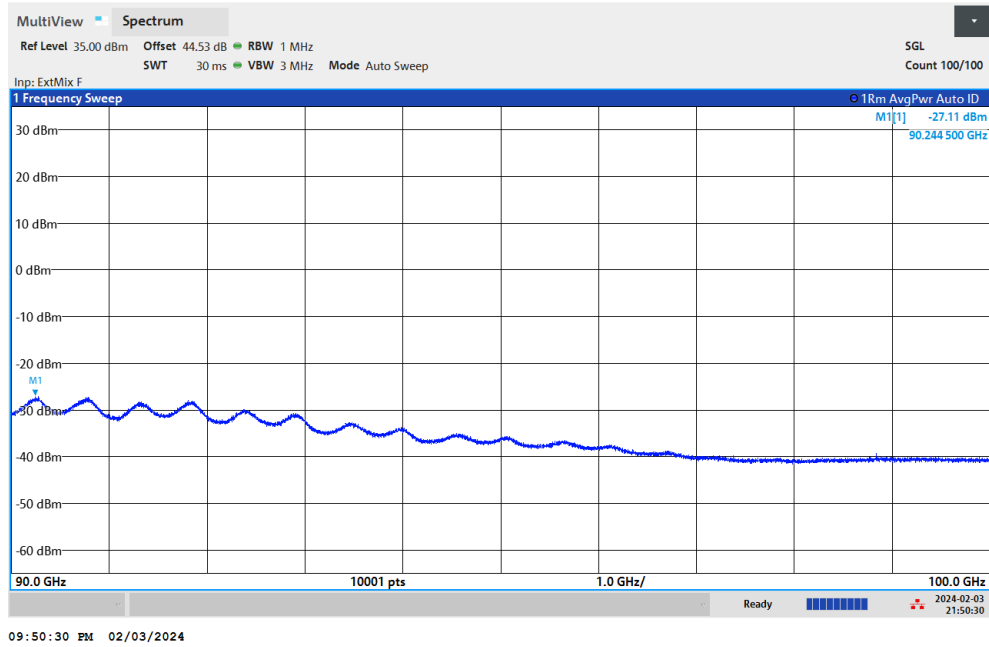
09:32:55 PM 02/03/2024

$$\text{Offset} = \text{Antenna Factor (dB/m)} + \text{Cable Loss (dB)} + 107 + 20\log(D) - 104.8$$
$$= 46.9 + 0.43 + 107 + 20\log(1) - 104.8 = 49.53 \text{ (dB)}$$



NR Band n258b

(90GHz-100GHz)



$$\text{Offset} = \text{Antenna Factor (dB/m)} + \text{Cable Loss (dB)} + 107 + 20\log(D) - 104.8$$
$$= 47.92 + 0.43 + 107 + 20\log(0.5) - 104.8 = 44.53 \text{ (dB)}$$



Frequency Stability

Test Conditions		NR Band n258b / Middle Channel			Limit
Temperature (°C)	Voltage (Volt)	CW tone			Note 2.
		Frequency (GHz)	Deviation (kHz)	Deviation (ppm)	Result
50	Normal Voltage	24.9999271	42.900	1.716	Pass
40	Normal Voltage	24.9999301	39.900	1.596	
30	Normal Voltage	24.9999341	35.900	1.436	
20(Ref.)	Normal Voltage	24.99997	0.000	0.000	
10	Normal Voltage	25.000048	-78.000	3.120	
0	Normal Voltage	25.0001129	-142.900	5.716	
-10	Normal Voltage	25.0001309	-160.900	6.436	
-20	Normal Voltage	25.0001269	-156.900	6.276	
-30	Normal Voltage	25.0001239	-153.900	6.156	
20	Maximum Voltage	24.999976	-6.000	0.240	
20	Normal Voltage	24.999974	-4.000	0.160	
20	Battery End Point	24.999975	-5.000	0.200	

Note:

1. Normal Voltage = 3.89 V. ; Battery End Point (BEP) = 3.6 V. ; Maximum Voltage = 4.4 V.
2. The frequency fundamental emissions stay within the operation band.



NR Band n260 Module A AGH+V

Occupied Bandwidth

Mode	DFT-s-OFDM Module A NR Band n260 : 99%OBW(MHz)								
BW	50MHz			100MHz			200MHz		
Mod.	QPSK	16QAM	64QAM	QPSK	16QAM	64QAM	QPSK	16QAM	64QAM
Lowest CH	46.14	46.05	45.88	91.16	91.06	91.07	190.10	189.69	190.22
Middle CH	46.28	46.06	46.06	91.19	91.00	91.13	190.28	190.14	190.24
Highest CH	46.23	46.01	46.09	91.13	91.03	91.05	190.16	190.21	190.39

Mode	DFT-s-OFDM Module A NR Band n260 : 99%OBW(MHz)					
BW	300MHz			400MHz		
Mod.	QPSK	16QAM	64QAM	QPSK	16QAM	64QAM
Lowest CH	289.44	289.30	288.66	389.53	388.91	388.96
Middle CH	290.21	289.41	289.23	389.86	389.32	389.14
Highest CH	290.26	289.54	289.80	390.97	390.70	390.74

Mode	CP-OFDM Module A NR Band n260 : 99%OBW(MHz)		
BW	50MHz	100MHz	200MHz
Mod.	QPSK	QPSK	QPSK
Lowest CH	46.10	94.56	193.42
Middle CH	46.36	94.42	193.37
Highest CH	46.52	94.46	193.28

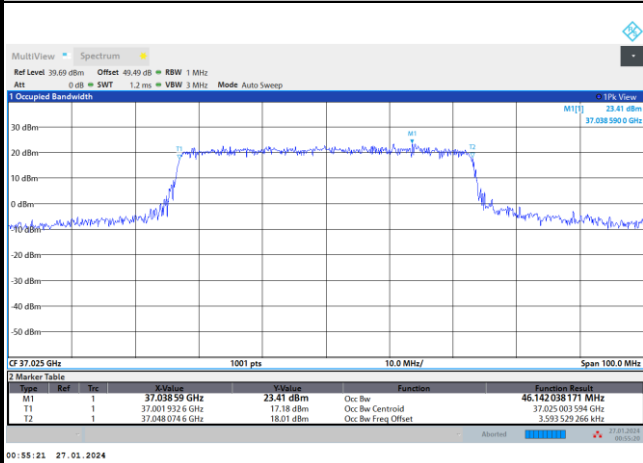
Mode	CP-OFDM Module A NR Band n260 : 99%OBW(MHz)	
BW	300MHz	400MHz
Mod.	QPSK	QPSK
Lowest CH	294.47	394.25
Middle CH	297.26	393.64
Highest CH	294.92	394.83



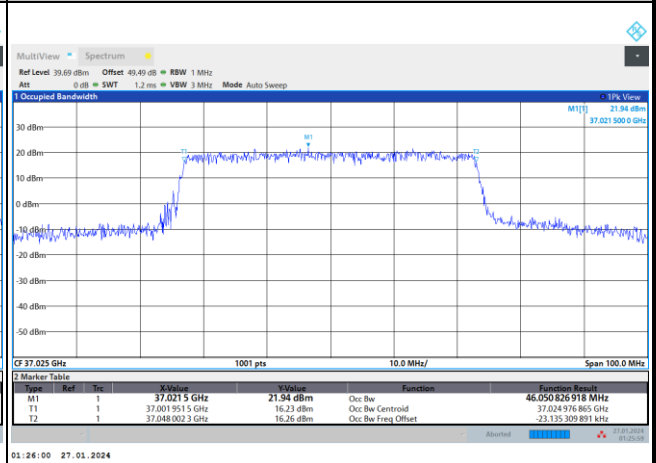
DFT-s-OFDM Module A

NR Band n260

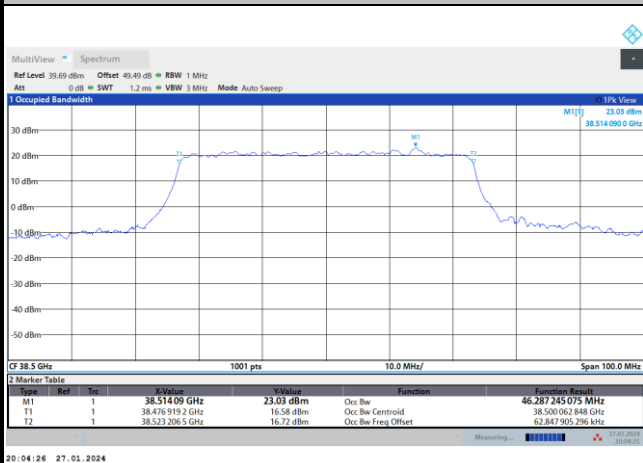
Lowest Channel / 50MHz / QPSK



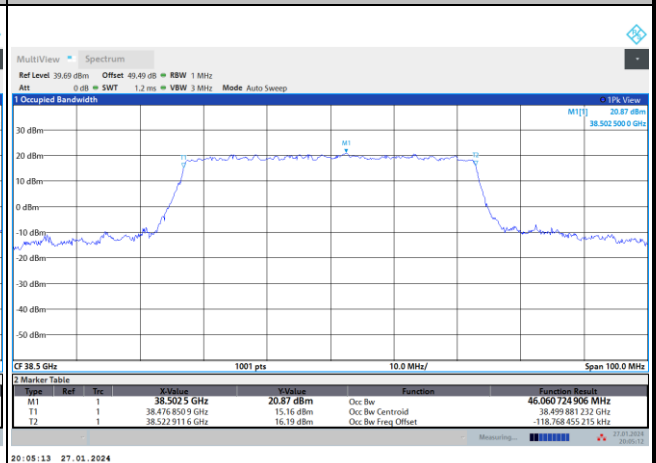
Lowest Channel / 50MHz / 16QAM



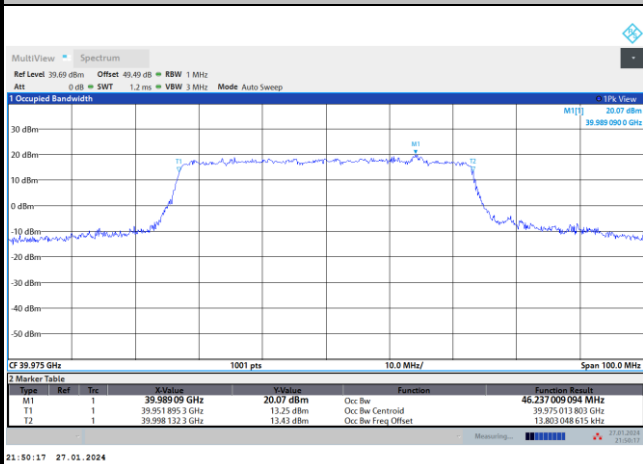
Middle Channel / 50MHz / QPSK



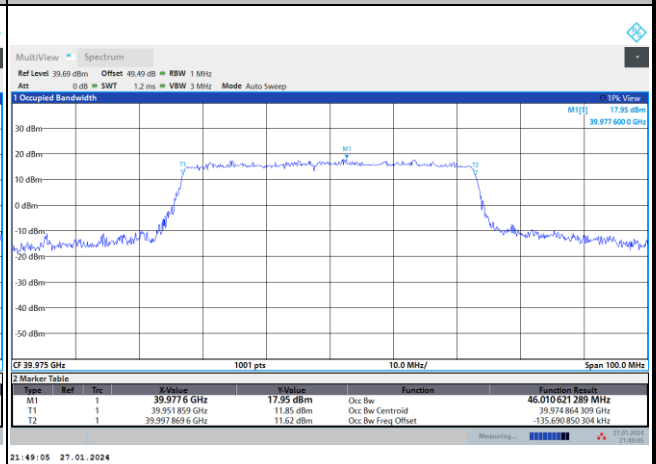
Middle Channel / 50MHz / 16QAM



Highest Channel / 50MHz / QPSK



Highest Channel / 50MHz / 16QAM

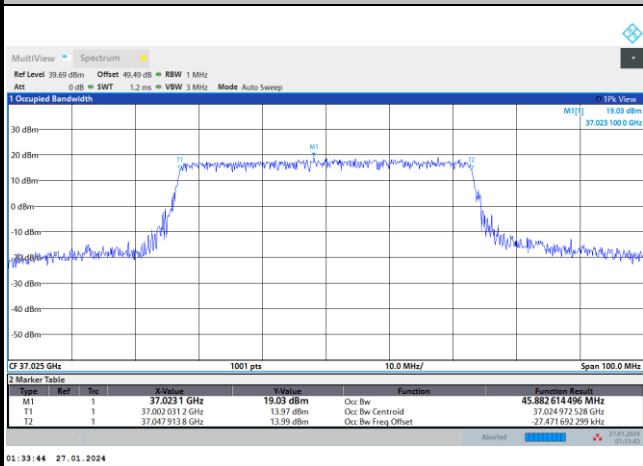




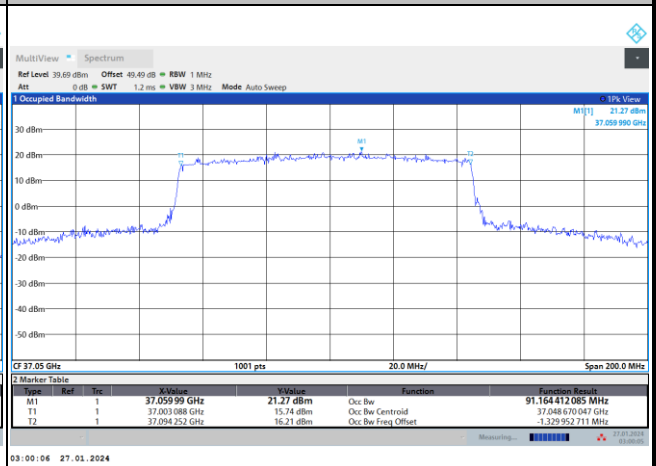
DFT-s-OFDM Module A

NR Band n260

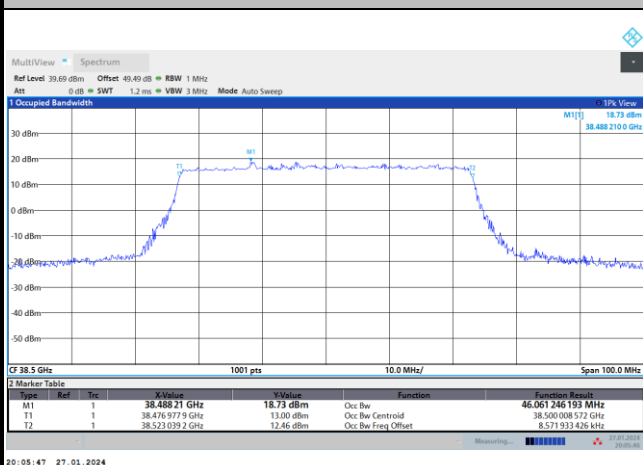
Lowest Channel / 50MHz / 64QAM



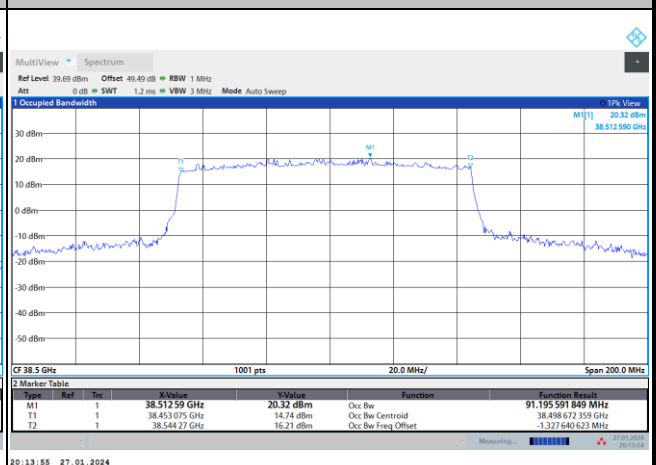
Lowest Channel / 100MHz / QPSK



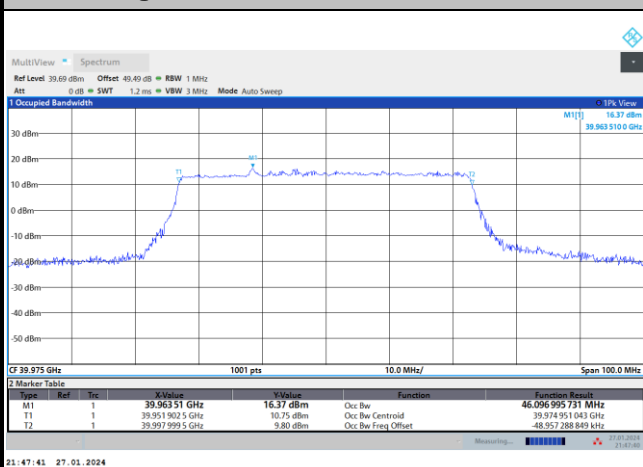
Middle Channel / 50MHz / 64QAM



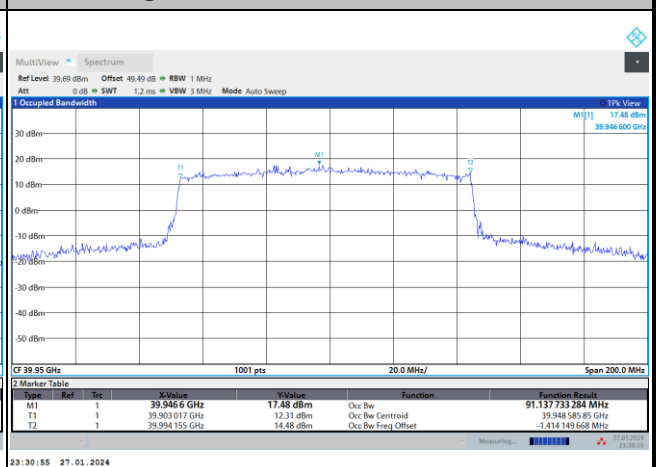
Middle Channel / 100MHz / QPSK



Highest Channel / 50MHz / 64QAM



Highest Channel / 100MHz / QPSK

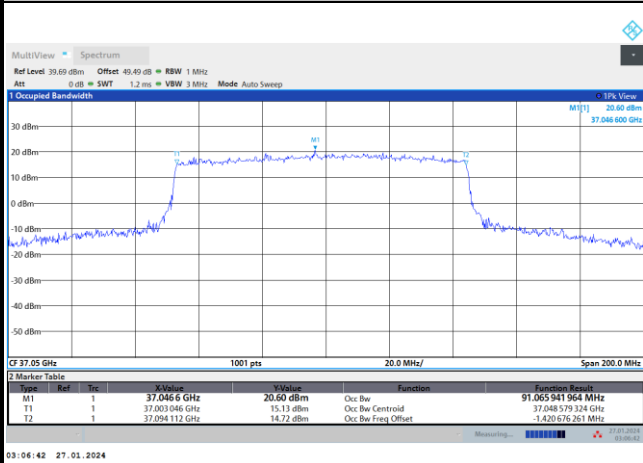




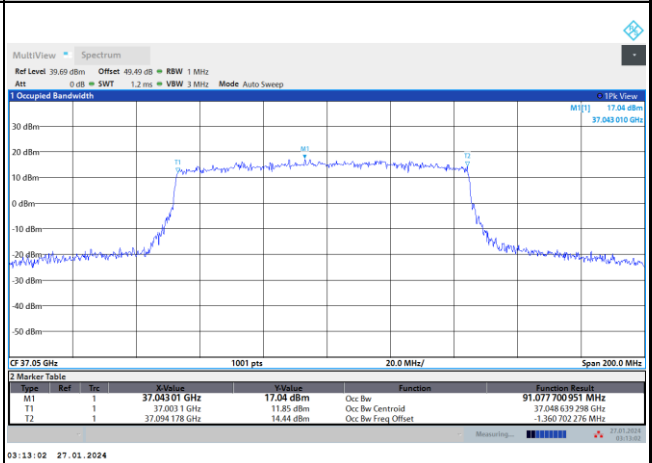
DFT-s-OFDM Module A

NR Band n260

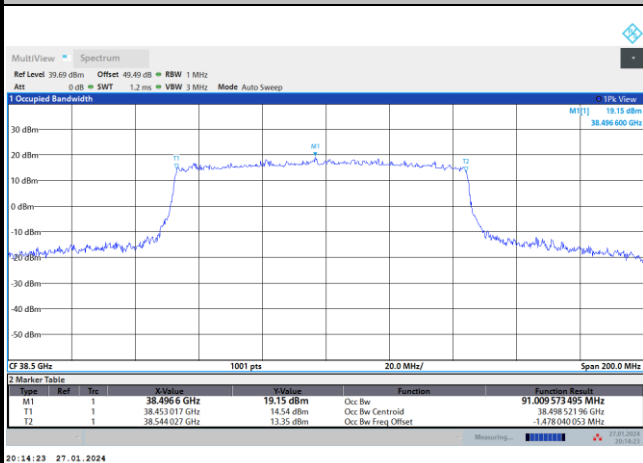
Lowest Channel / 100MHz / 16QAM



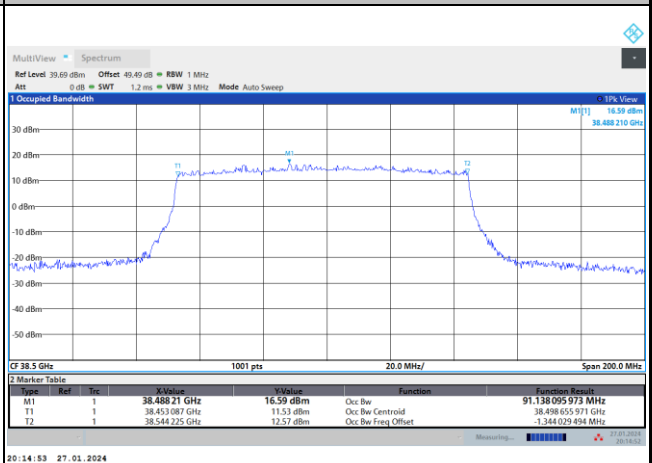
Lowest Channel / 100MHz / 64QAM



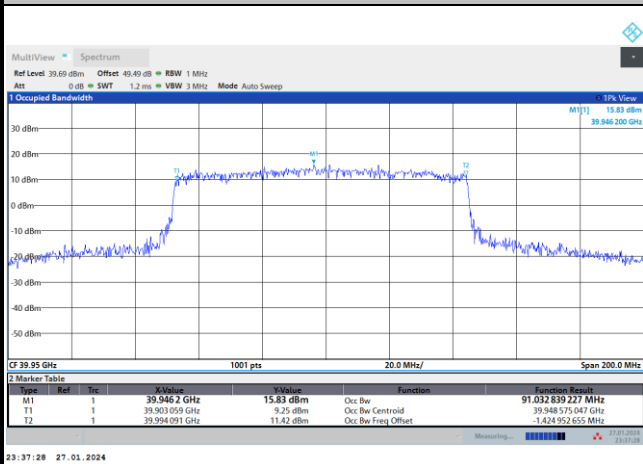
Middle Channel / 100MHz / 16QAM



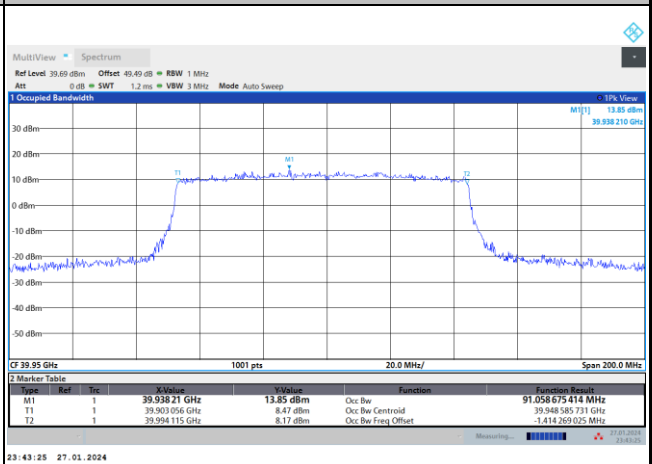
Middle Channel / 100MHz / 64QAM



Highest Channel / 100MHz / 16QAM



Highest Channel / 100MHz / 64QAM

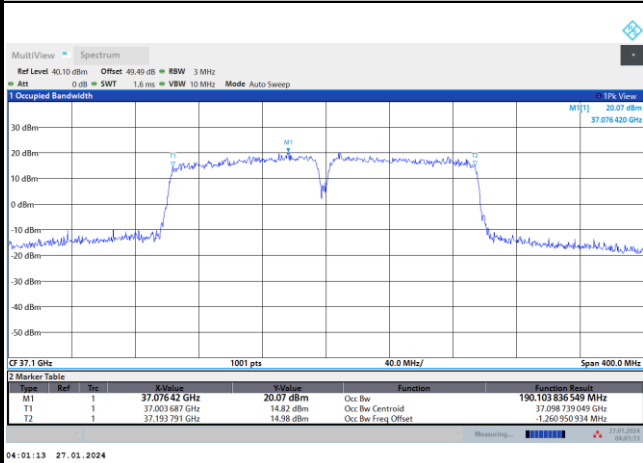




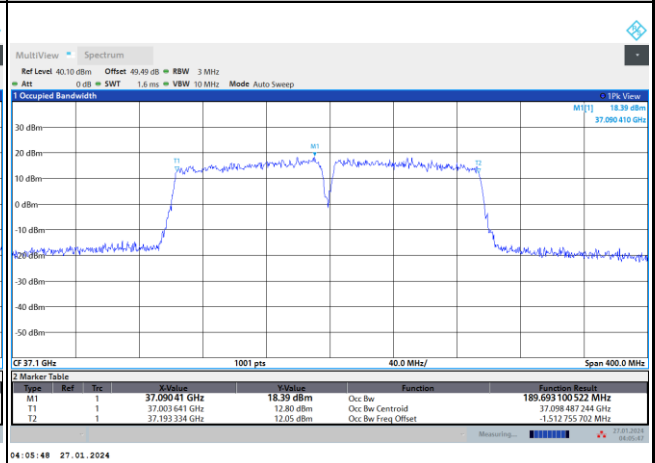
DFT-s-OFDM Module A

NR Band n260

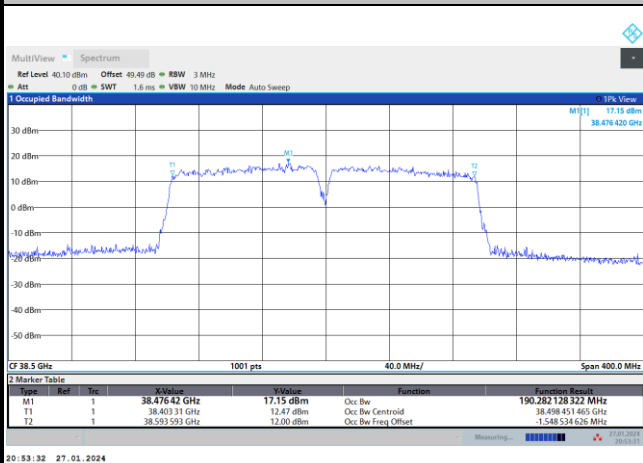
Lowest Channel / 200MHz / QPSK



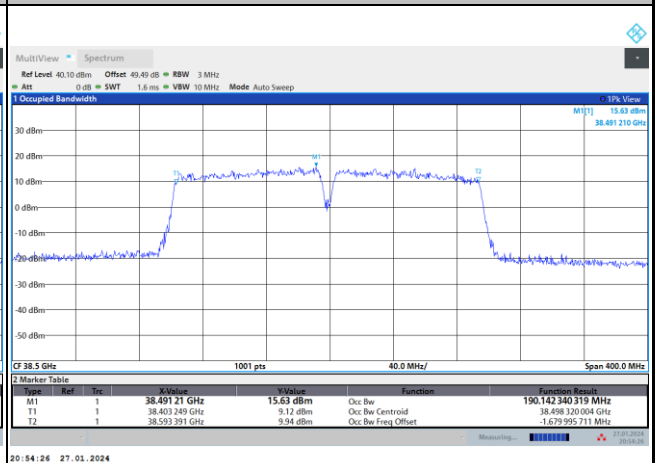
Lowest Channel / 200MHz / 16QAM



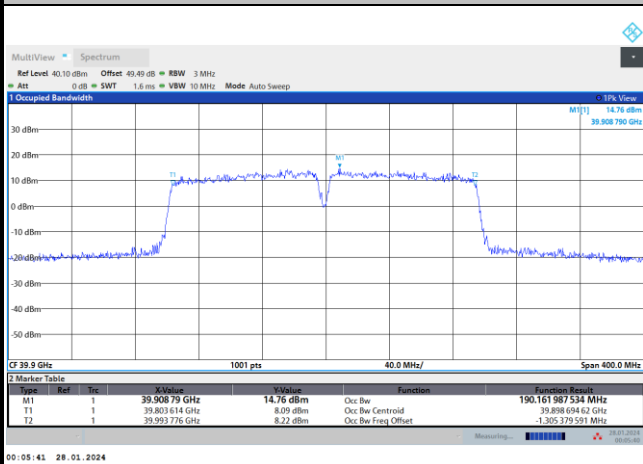
Middle Channel / 200MHz / QPSK



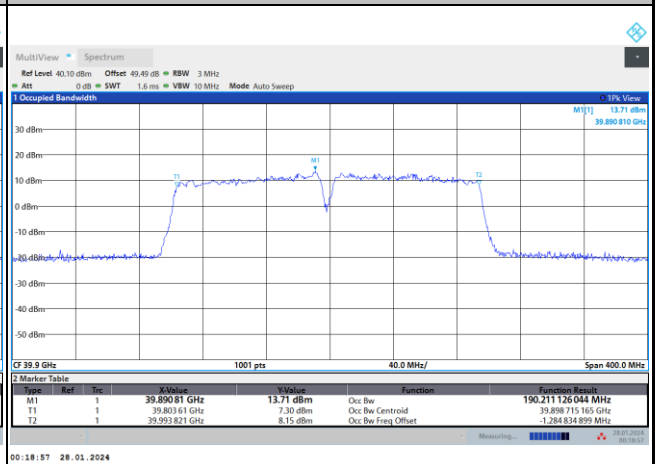
Middle Channel / 200MHz / 16QAM



Highest Channel / 200MHz / QPSK



Highest Channel / 200MHz / 16QAM

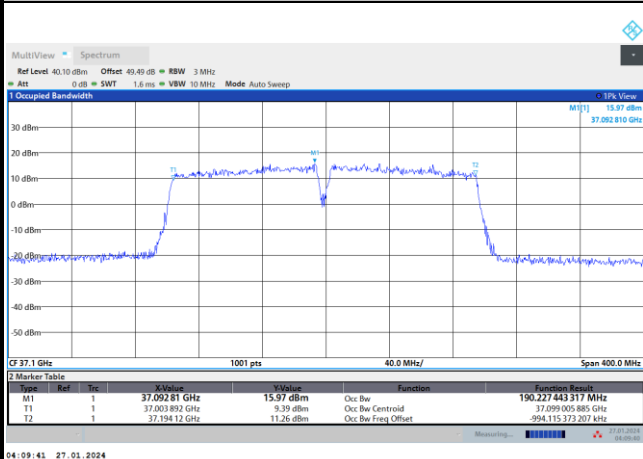




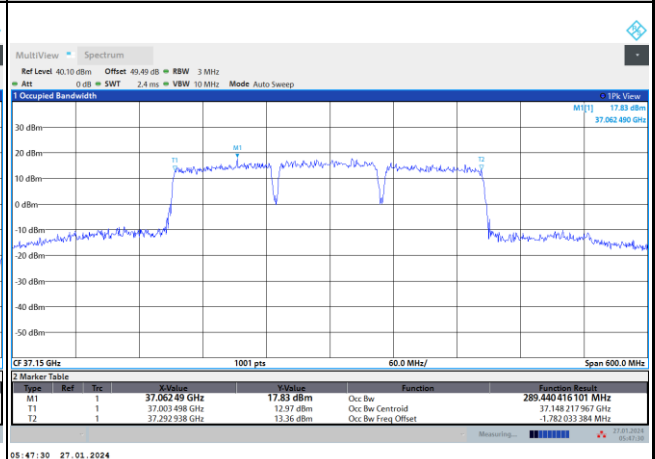
DFT-s-OFDM Module A

NR Band n260

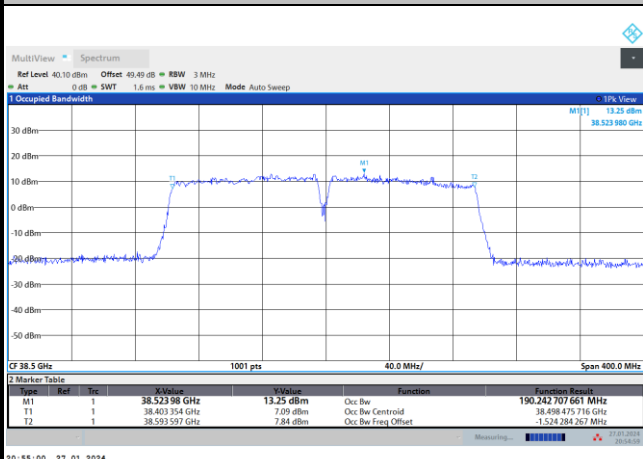
Lowest Channel / 200MHz / 64QAM



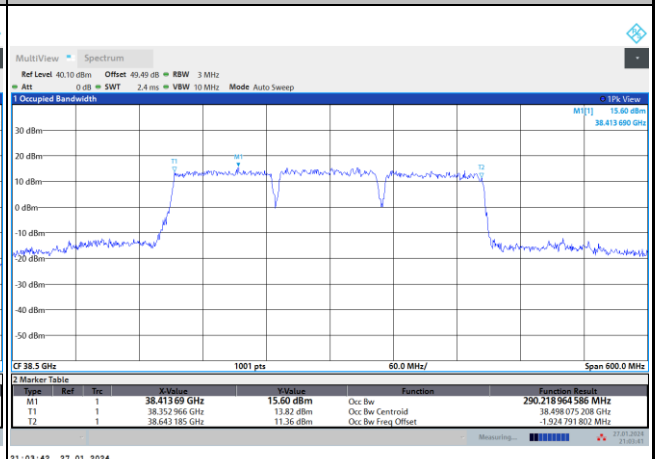
Lowest Channel / 300MHz / QPSK



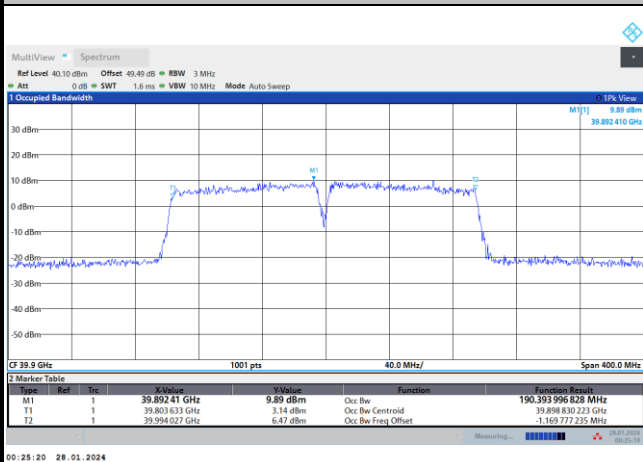
Middle Channel / 200MHz / 64QAM



Middle Channel / 300MHz / QPSK



Highest Channel / 200MHz / 64QAM



Highest Channel / 300MHz / QPSK

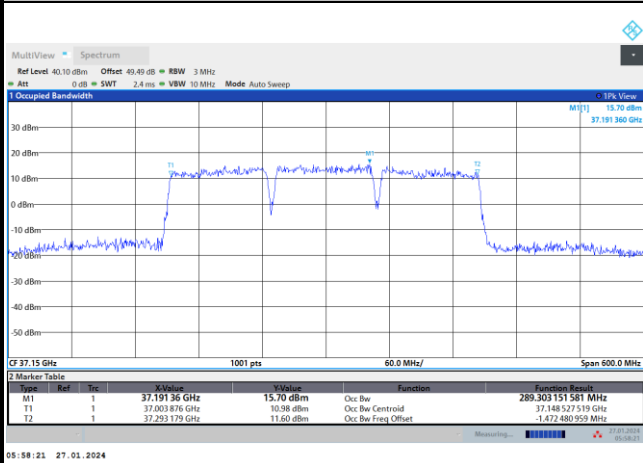




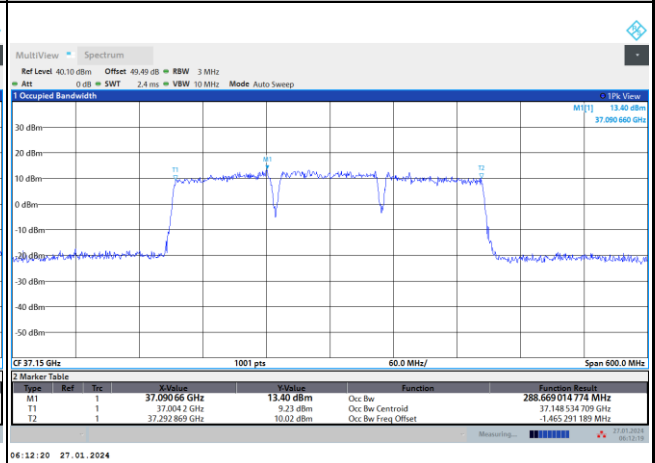
DFT-s-OFDM Module A

NR Band n260

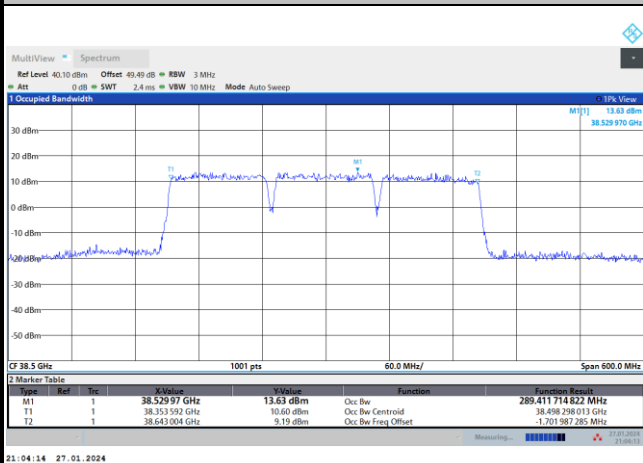
Lowest Channel / 300MHz / 16QAM



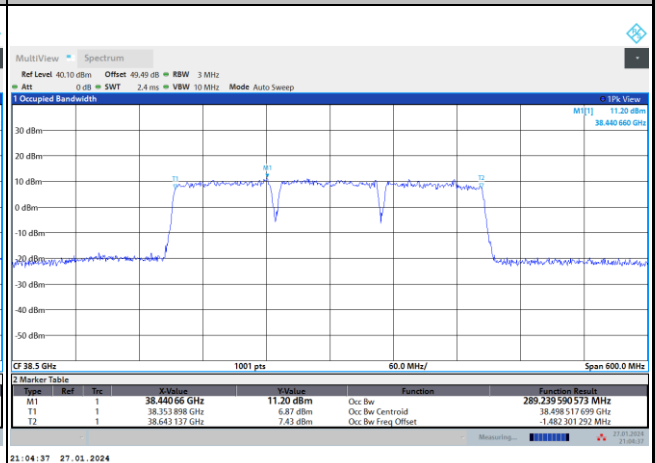
Lowest Channel / 300MHz / 64QAM



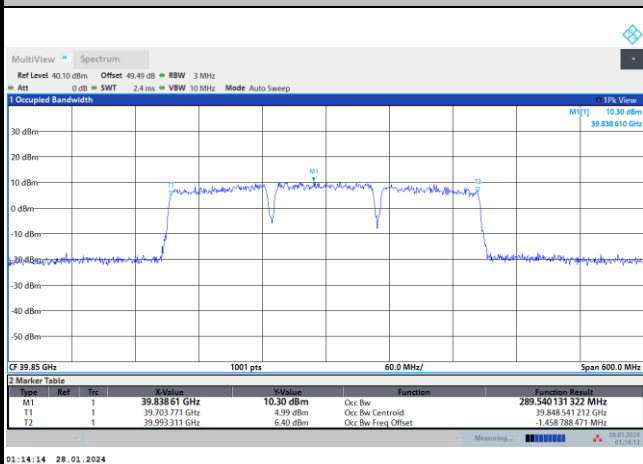
Middle Channel / 300MHz / 16QAM



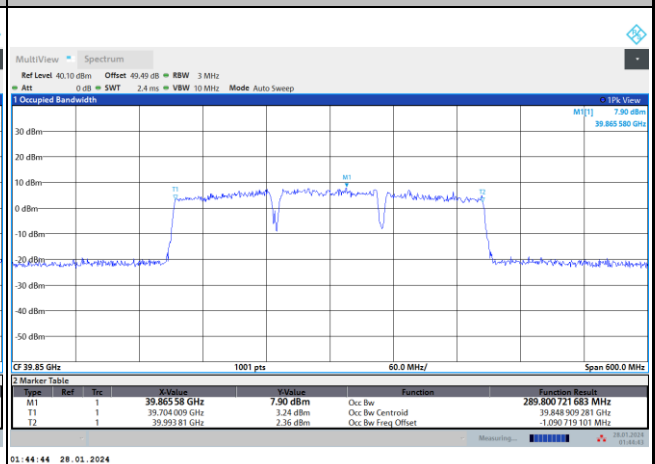
Middle Channel / 300MHz / 64QAM



Highest Channel / 300MHz / 16QAM



Highest Channel / 300MHz / 64QAM

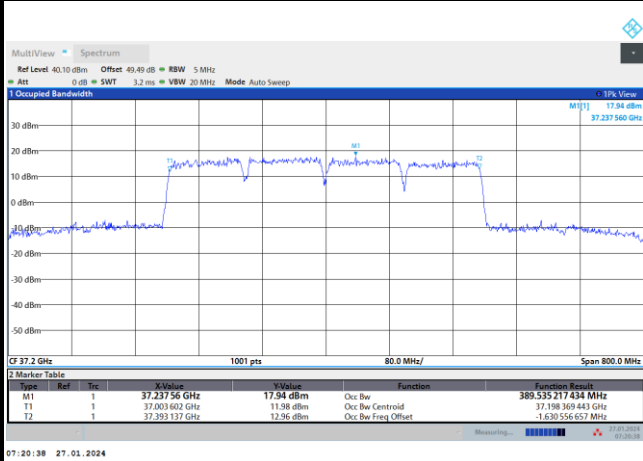




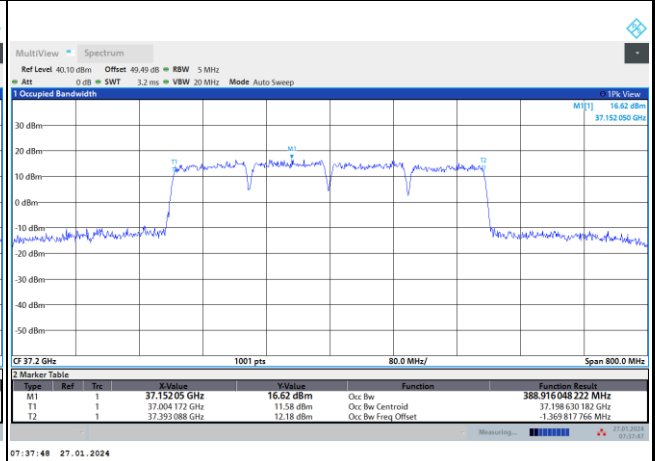
DFT-s-OFDM Module A

NR Band n260

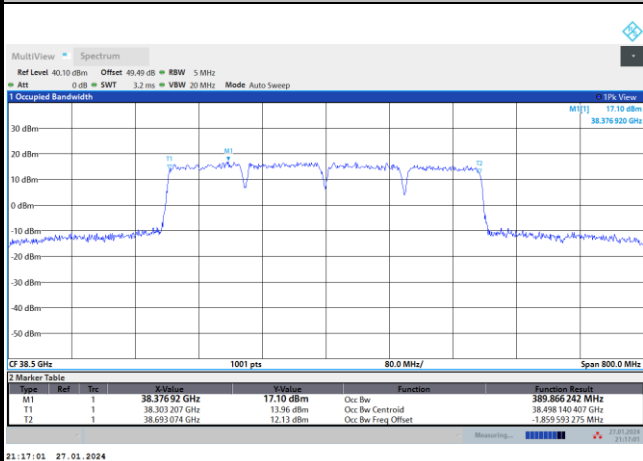
Lowest Channel / 400MHz / QPSK



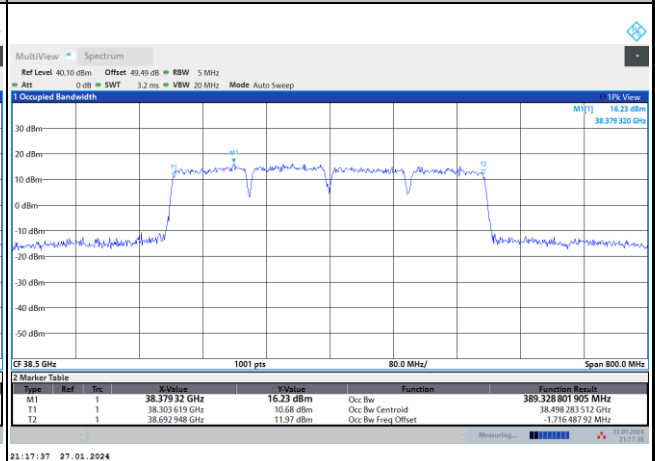
Lowest Channel / 400MHz / 16QAM



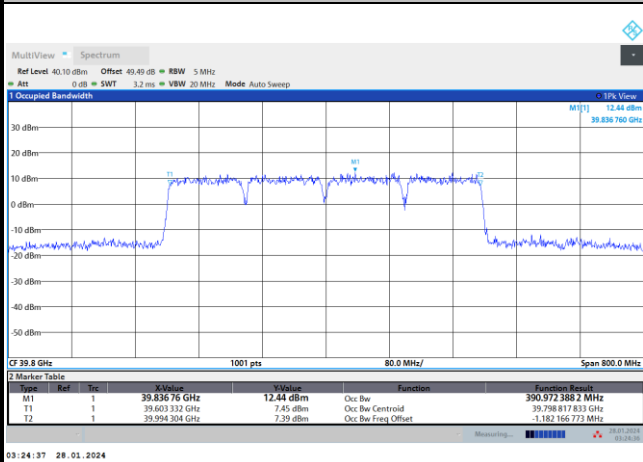
Middle Channel / 400MHz / QPSK



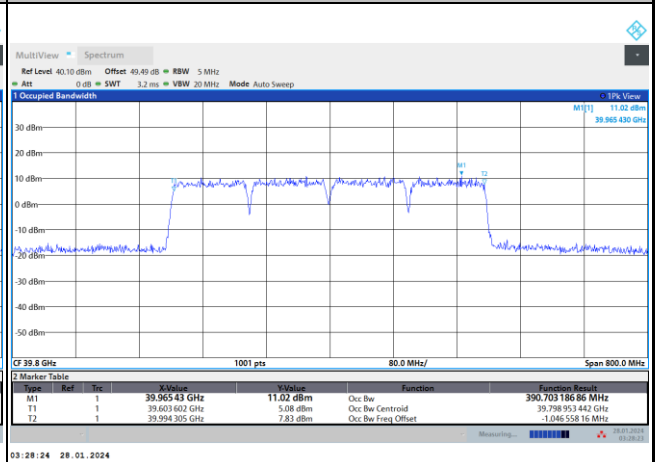
Middle Channel / 400MHz / 16QAM



Highest Channel / 400MHz / QPSK



Highest Channel / 400MHz / 16QAM

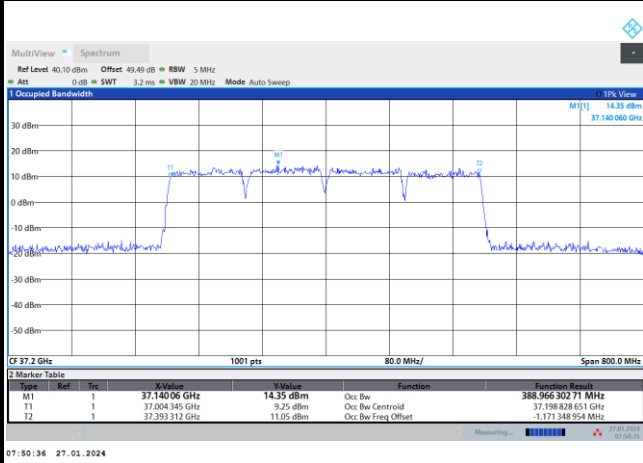




DFT-s-OFDM Module A

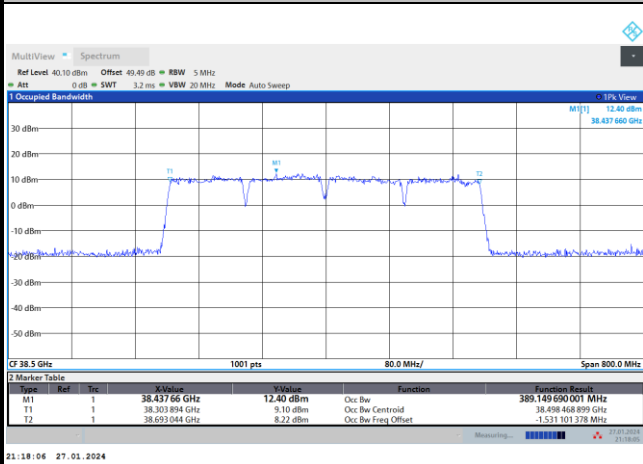
NR Band n260

Lowest Channel / 400MHz / 64QAM



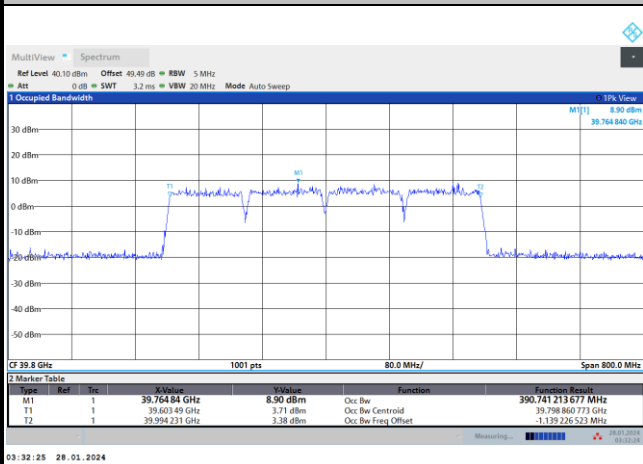
intentionally blank

Middle Channel / 400MHz / 64QAM



intentionally blank

Highest Channel / 400MHz / 64QAM



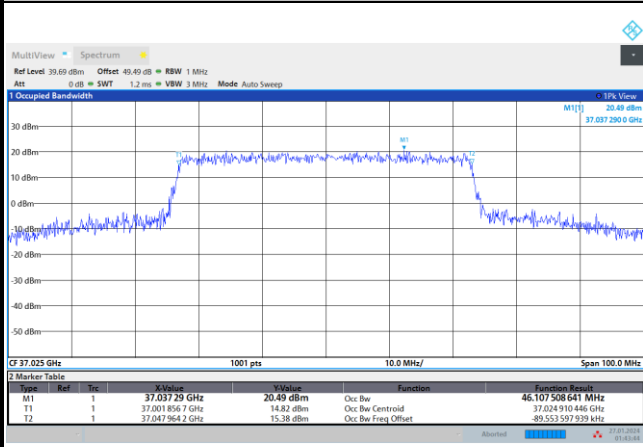
intentionally blank



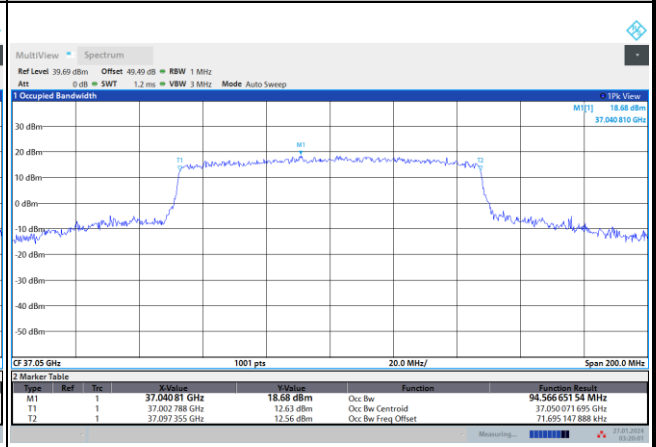
CP-OFDM Module A

NR Band n260

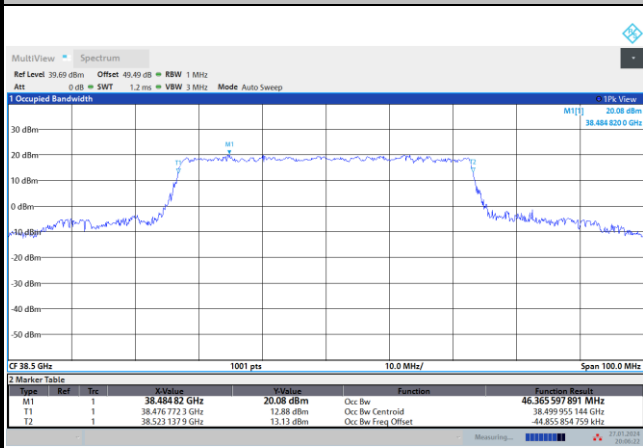
Lowest Channel / 50MHz / QPSK



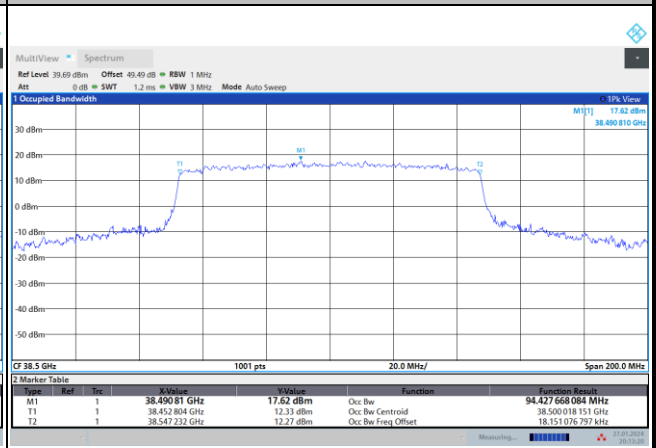
Lowest Channel / 100MHz / QPSK



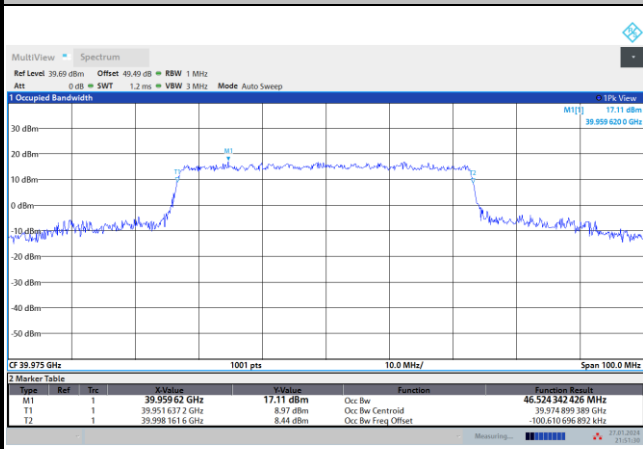
Middle Channel / 50MHz / QPSK



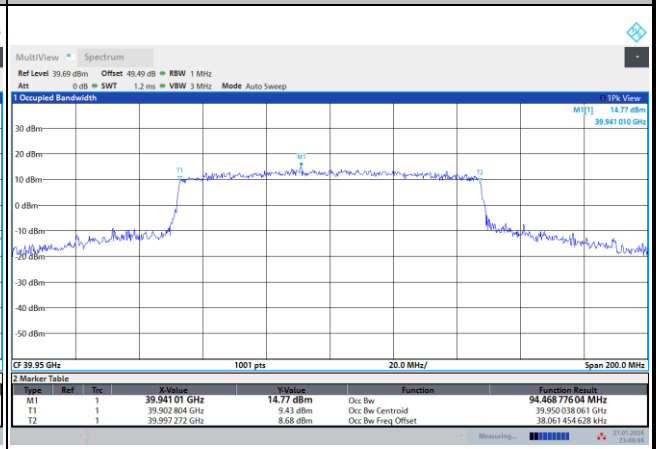
Middle Channel / 100MHz / QPSK



Highest Channel / 50MHz / QPSK



Highest Channel / 100MHz / QPSK

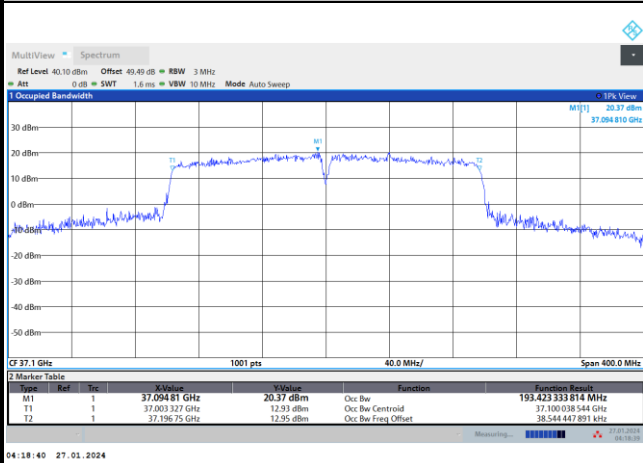




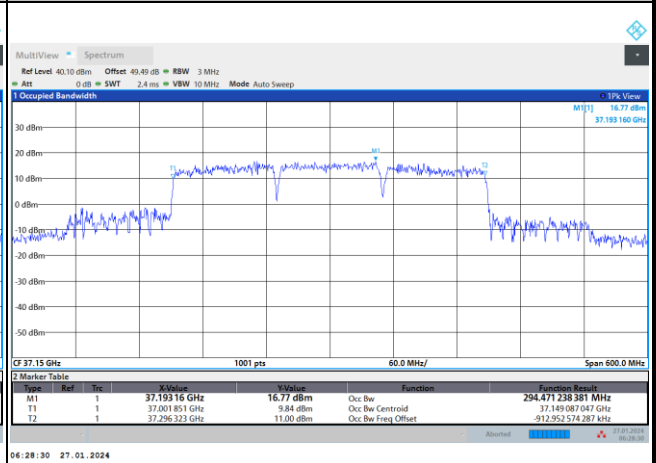
CP-OFDM Module A

NR Band n260

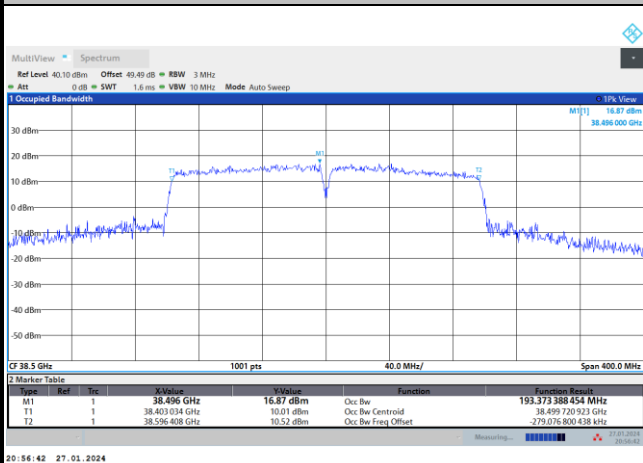
Lowest Channel / 200MHz / QPSK



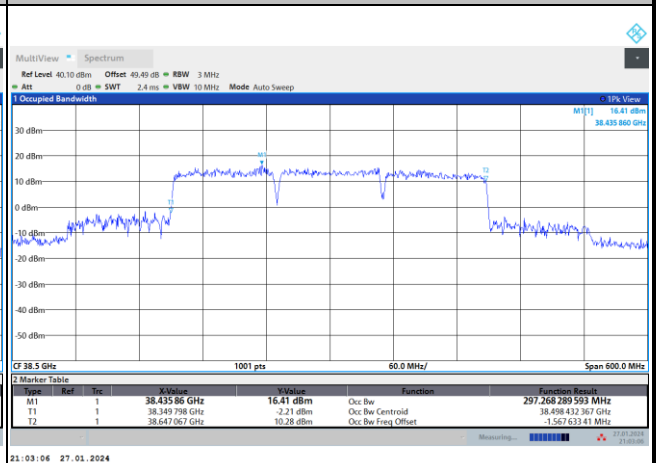
Lowest Channel / 300MHz / QPSK



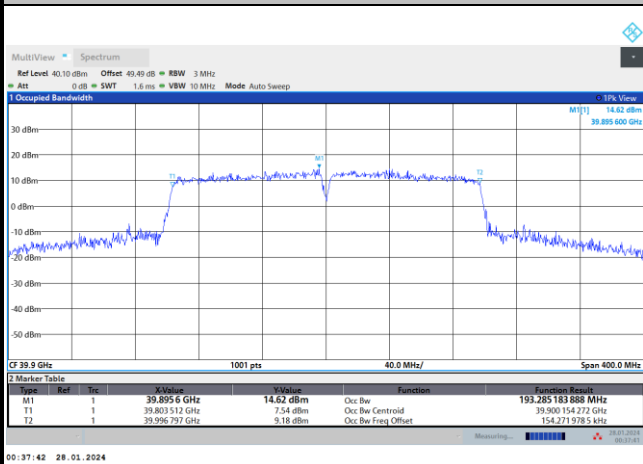
Middle Channel / 200MHz / QPSK



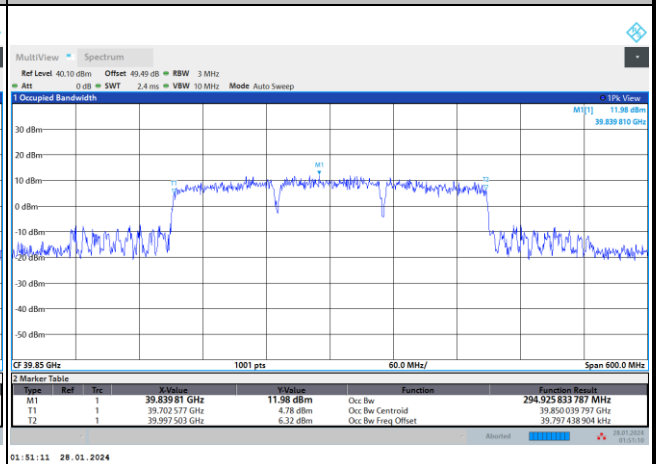
Middle Channel / 300MHz / QPSK



Highest Channel / 200MHz / QPSK



Highest Channel / 300MHz / QPSK

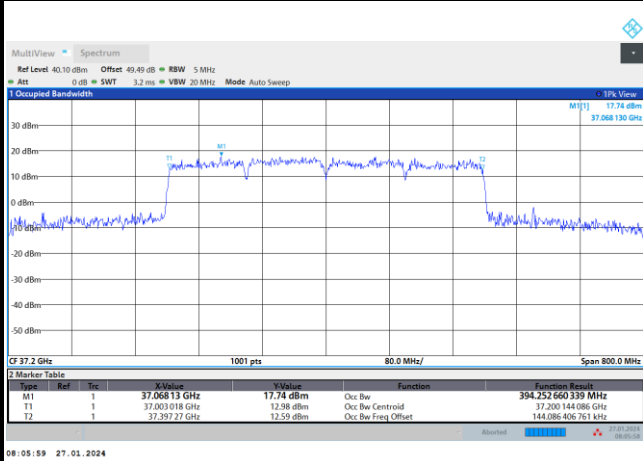




CP-OFDM Module A

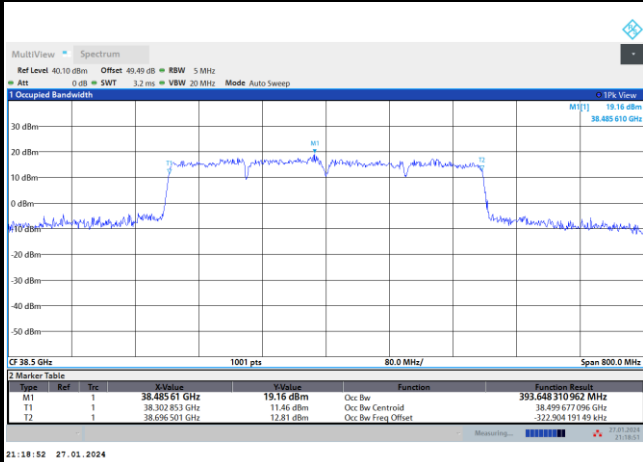
NR Band n260

Lowest Channel / 400MHz / QPSK



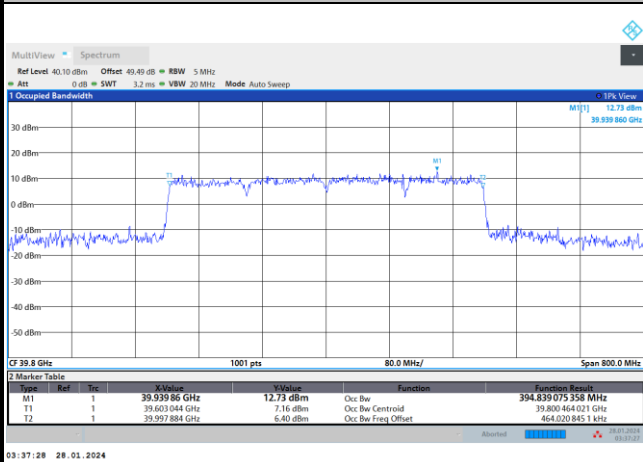
intentionally blank

Middle Channel / 400MHz / QPSK



intentionally blank

Highest Channel / 400MHz / QPSK



intentionally blank

Radiated Out of Band Emissions

Mode			DFT-s-OFDM Module A NR Band n260 : BE (dBm) 1 RB								
BW			50MHz			100MHz			200MHz		
Limit (dBm)			QPSK	16QAM	64QAM	QPSK	16QAM	64QAM	QPSK	16QAM	64QAM
Low CH	0~10%OB	≤-5	-16.211	-18.901	-5.44	-20.559	-5.42	-7.07	-13.64	-16.75	-15.67
	>10%OB	≤-13	-24.784	-25.069	-22.89	-25.388	-26.76	-28.55	-14.68	-20.93	-23.22
High CH	0~10%OB	≤-5	-6.92	-9.81	-12.26	-9.71	-11.78	-13.05	-17.81	-19.07	-21.10
	>10%OB	≤-13	-22.76	-21.84	-25.62	-25.50	-27.51	-29.46	-20.21	-23.10	-29.72
Result			Compliance								

Mode			DFT-s-OFDM Module A NR Band n260 : BE (dBm) 1 RB					
BW			300MHz			400MHz		
Limit (dBm)			QPSK	16QAM	64QAM	QPSK	16QAM	64QAM
Low CH	0~10%OB	≤-5	-27.195	-27.564	-18.63	-27.076	-15.50	-16.63
	>10%OB	≤-13	-19.171	-20.343	-17.18	-21.032	-14.46	-18.83
High CH	0~10%OB	≤-5	-26.904	-20.87	-22.23	-20.36	-22.83	-23.58
	>10%OB	≤-13	-21.528	-16.83	-24.11	-13.98	-22.43	-26.17
Result			Compliance					

Mode			CP-OFDM Module A NR Band n260 : BE (dBm) 1 RB		
BW			50MHz	100MHz	200MHz
Limit (dBm)			QPSK	QPSK	QPSK
Low CH	0~10%OB	≤-5	-18.688	-5.40	-26.487
	>10%OB	≤-13	-25.029	-27.31	-22.388
High CH	0~10%OB	≤-5	-8.89	-10.33	-16.76
	>10%OB	≤-13	-20.52	-27.03	-15.59
Result			Compliance		

Mode			CP-OFDM Module A NR Band n260 : BE (dBm) 1 RB	
BW			300MHz	400MHz
Limit (dBm)			QPSK	QPSK
Low CH	0~10%OB	≤-5	-27.113	-26.850
	>10%OB	≤-13	-15.254	-19.434
High CH	0~10%OB	≤-5	-26.790	-26.705
	>10%OB	≤-13	-19.993	-20.250
Result			Compliance	



Mode			DFT-s-OFDM Module A NR Band n260 : BE (dBm) Full RB								
BW			50MHz			100MHz			200MHz		
Limit (dBm)			QPSK	16QAM	64QAM	QPSK	16QAM	64QAM	QPSK	16QAM	64QAM
Low CH	0~10%OB	≤-5	-9.78	-13.59	-17.99	-13.43	-15.10	-19.15	-22.21	-23.24	-26.34
	>10%OB	≤-13	-13.47	-18.08	-25.07	-16.01	-18.94	-26.56	-25.26	-29.12	-32.37
High CH	0~10%OB	≤-5	-12.71	-17.09	-19.89	-17.17	-20.53	-25.50	-28.22	-30.27	-31.92
	>10%OB	≤-13	-15.90	-19.50	-25.01	-19.73	-22.88	-28.44	-30.16	-31.85	-33.63
Result			Compliance								

Mode			DFT-s-OFDM Module A NR Band n260 : BE (dBm) Full RB					
BW			300MHz			400MHz		
Limit (dBm)			QPSK	16QAM	64QAM	QPSK	16QAM	64QAM
Low CH	0~10%OB	≤-5	-22.37	-23.83	-28.33	-22.94	-25.10	-27.93
	>10%OB	≤-13	-22.91	-27.29	-31.85	-24.21	-27.23	-32.58
High CH	0~10%OB	≤-5	-27.12	-30.24	-32.29	-27.57	-29.92	-32.48
	>10%OB	≤-13	-27.47	-30.73	-33.05	-28.17	-30.87	-33.45
Result			Compliance					

Mode			CP-OFDM Module A NR Band n260 : BE (dBm) Full RB		
BW			50MHz	100MHz	200MHz
Limit (dBm)			QPSK	QPSK	QPSK
Low CH	0~10%OB	≤-5	-12.57	-13.85	-19.21
	>10%OB	≤-13	-15.20	-15.71	-19.90
High CH	0~10%OB	≤-5	-13.97	-16.84	-22.86
	>10%OB	≤-13	-15.57	-19.95	-25.51
Result			Compliance		

Mode			CP-OFDM Module A NR Band n260 : BE (dBm) Full RB	
BW			300MHz	400MHz
Limit (dBm)			QPSK	QPSK
Low CH	0~10%OB	≤-5	-18.77	-21.17
	>10%OB	≤-13	-18.95	-21.80
High CH	0~10%OB	≤-5	-22.17	-25.22
	>10%OB	≤-13	-23.32	-26.81
Result			Compliance	

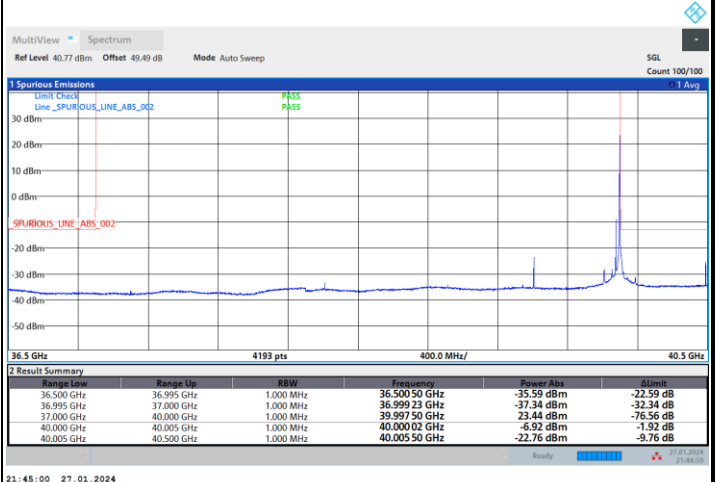
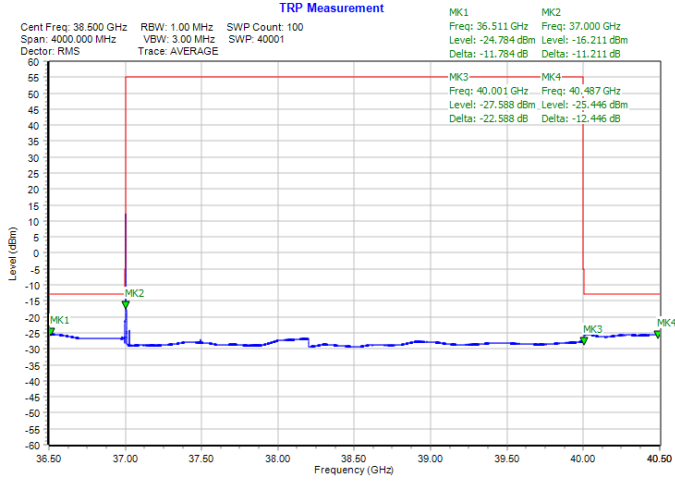


DFT-s-OFDM Module A

NR Band n260 / 50MHz / QPSK

Lowest Band Edge / 1 RB

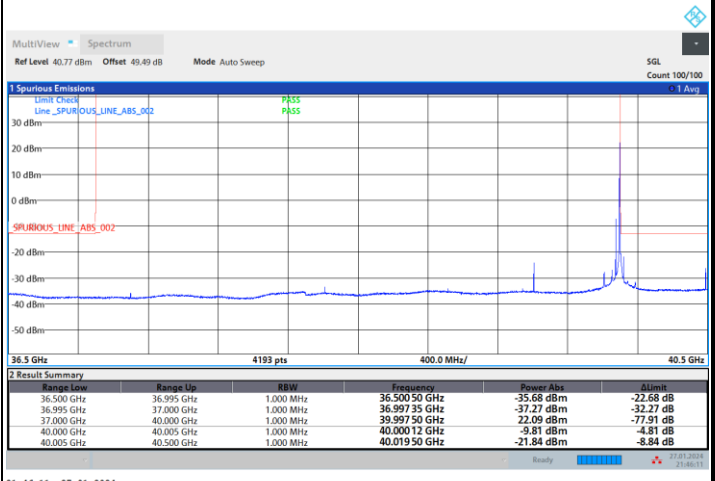
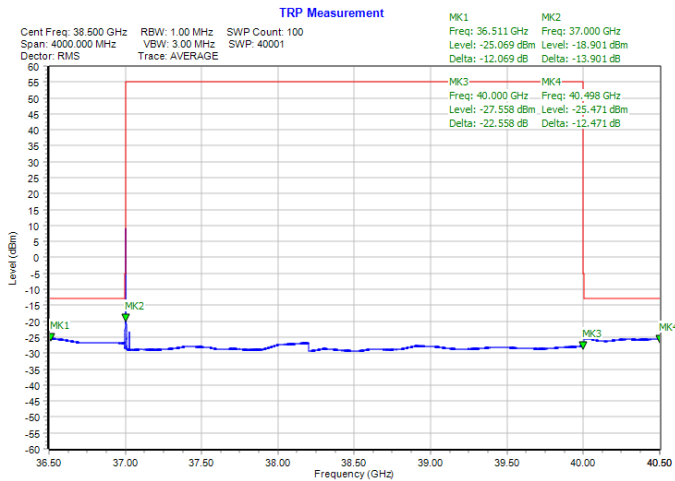
Highest Band Edge / 1 RB



NR Band n260 / 50MHz / 16QAM

Lowest Band Edge / 1 RB

Highest Band Edge / 1 RB



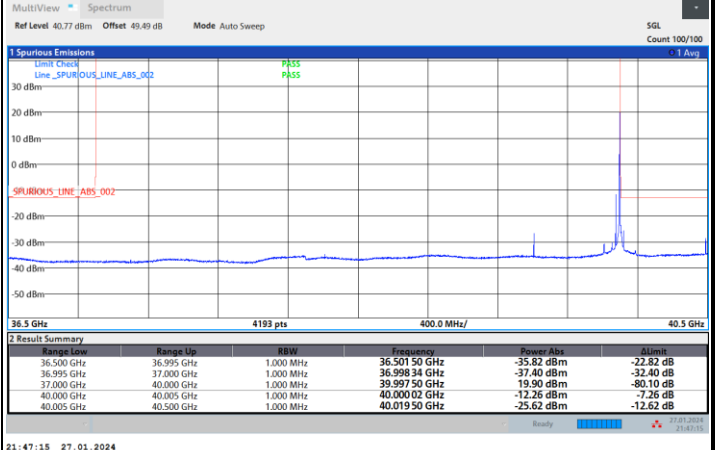
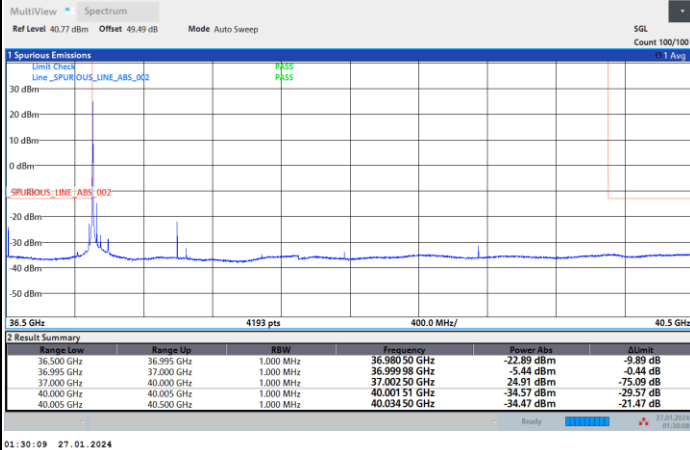


DFT-s-OFDM Module A

NR Band n260 / 50MHz / 64QAM

Lowest Band Edge / 1 RB

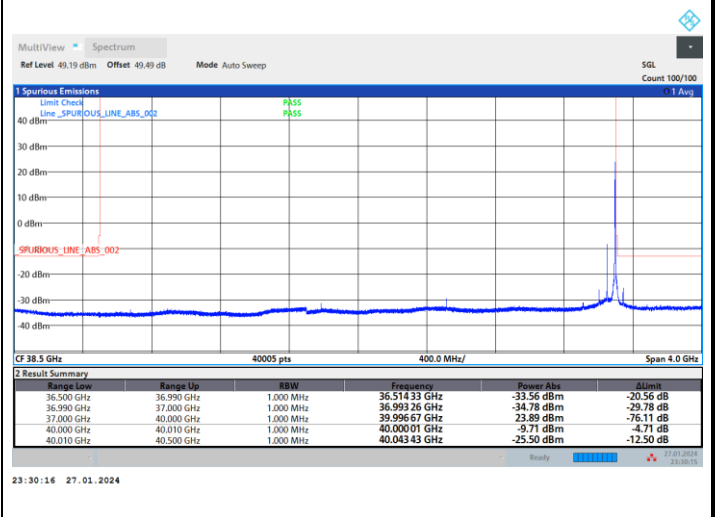
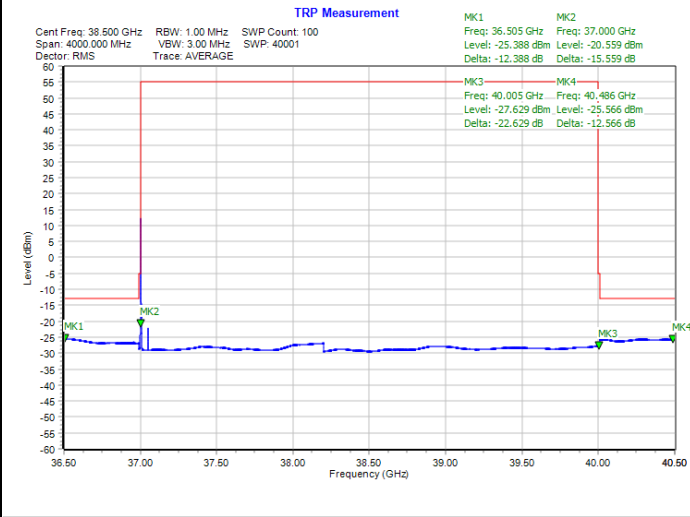
Highest Band Edge / 1 RB



NR Band n260 / 100MHz / QPSK

Lowest Band Edge / 1 RB

Highest Band Edge / 1 RB



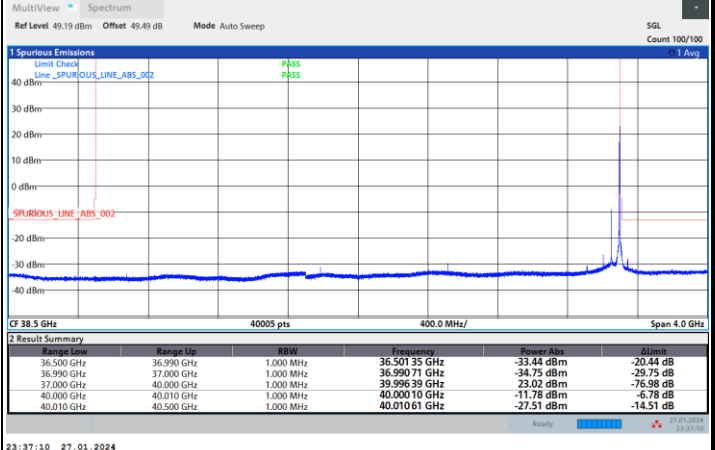
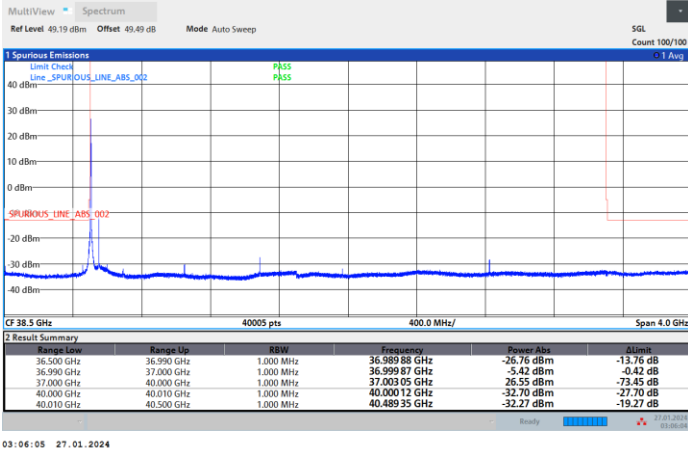


DFT-s-OFDM Module A

NR Band n260 / 100MHz / 16QAM

Lowest Band Edge / 1 RB

Highest Band Edge / 1 RB



NR Band n260 / 100MHz / 64QAM

Lowest Band Edge / 1 RB

Highest Band Edge / 1 RB

