


DUT and SAR Set-up Photos

Photograph 1: Overall Dimensions



Photograph 2: Front View of the DUT




Photograph 3: Back View of the DUT



Setup Photos

Photograph 4: Handset Vertical and Horizontal Reference Lines


Vertical
Center Line




Horizontal
Line

Body-worn & Extremity Accessory Exposure Conditions

Photograph 5: Body & Extremity, Back, 2 mm




Photograph 6: Body & Extremity, Front, 2 mm




Extremity Exposure Conditions


Photograph 7: Extremity, Edge Top, 2 mm




Photograph 8: Extremity, Edge Right, 2 mm



Photograph 9: Extremity, Edge Bottom, 2 mm



Photograph 10: Extremity, Edge Left, 2 mm



Antenna Location

