

System Check_Head_3700MHz

DUT: D3700V2 - SN1022

Communication System: CW; Frequency: 3700.000 MHz

Medium: HSL_3700_240316 Medium parameters used: $f=3700.000$ MHz; $\sigma=3.06$ S/m; $\epsilon_r=37.6$

Ambient Temperature: 23.7°C; Liquid Temperature: 22.7°C

DASY6 Configuration:

- Probe: EX3DV4 - SN7692; ConvF(7.11, 6.91, 8.06); Calibrated: 2023-07-18
- Sensor-Surface: 1.4 mm
- Electronics: DAE4 Sn1311; Calibrated: 2023-09-13
- Phantom: Twin-SAM V5.0 (30deg probe tilt); Serial: 1719; Section: Flat
- Measurement Software: 16.2.4.2524
- UID: CW, 0--

Pin=17.0dBm/Area Scan (40.0 mm x 80.0 mm): Measurement Grid: 10.0 mm x 10.0 mm

SAR (1g) = 3.04 W/kg; SAR (10g) = 1.13 W/kg;

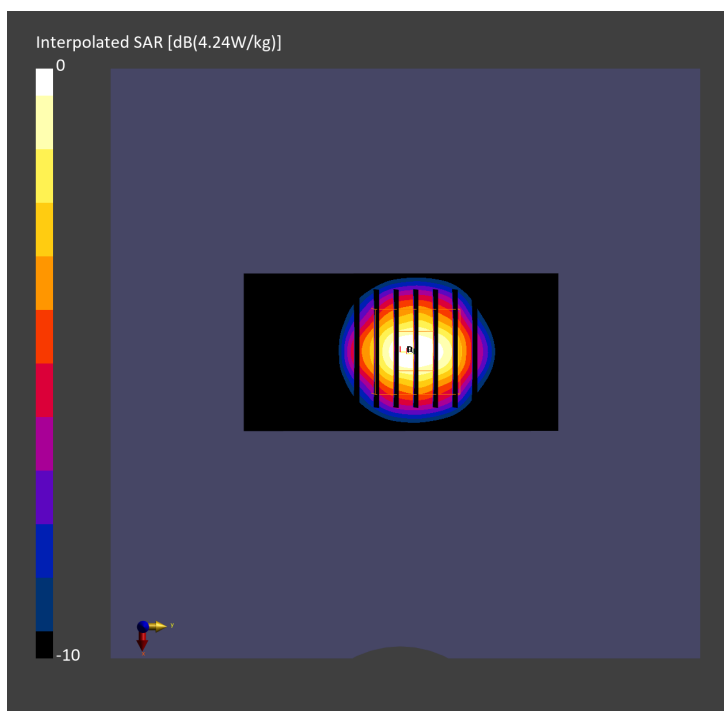
Pin=17.0dBm/Zoom Scan (28.0 mm x 28.0 mm x 28.0 mm): Measurement Grid: 5.0 mm x 5.0 mm x 1.4 mm

Power Drift = 0.00 dB

SAR (1g) = 3.07 W/kg; SAR (8g) = 1.29 W/kg; SAR (10g) = 1.14 W/kg

Smallest distance from peaks to all points 3 dB below = 8.0 mm

Ratio of SAR at M2 to SAR at M1 = 75.5 %



System Check_Head_3700MHz

DUT: D3700V2 - SN1022

Communication System: CW; Frequency: 3700.000 MHz

Medium: HSL_3700_240318 Medium parameters used: $f = 3700.000$ MHz; $\sigma = 3.14$ S/m; $\epsilon_r = 37.9$

Ambient Temperature: 23.5°C; Liquid Temperature: 22.5°C

DASY6 Configuration:

- Probe: EX3DV4 - SN7692; ConvF(7.11, 6.91, 8.06); Calibrated: 2023-07-18
- Sensor-Surface: 1.4 mm
- Electronics: DAE4 Sn1311; Calibrated: 2023-09-13
- Phantom: Twin-SAM V5.0 (30deg probe tilt); Serial: 1719; Section: Flat
- Measurement Software: 16.2.4.2524
- UID: CW, 0--

Pin=17.0dBm/Area Scan (40.0 mm x 80.0 mm): Measurement Grid: 10.0 mm x 10.0 mm

SAR (1g) = 3.12 W/kg; SAR (10g) = 1.16 W/kg;

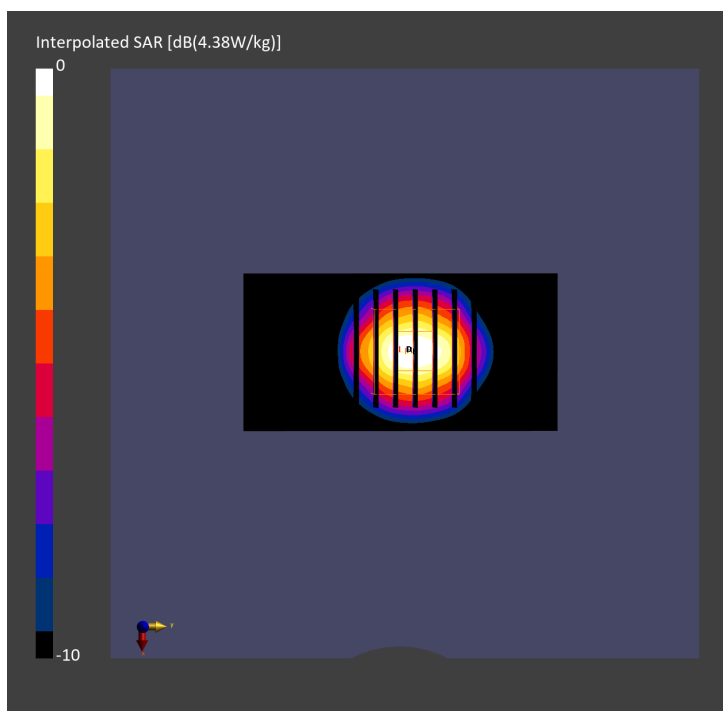
Pin=17.0dBm/Zoom Scan (28.0 mm x 28.0 mm x 28.0 mm): Measurement Grid: 5.0 mm x 5.0 mm x 1.4 mm

Power Drift = 0.00 dB

SAR (1g) = 3.15 W/kg; SAR (8g) = 1.33 W/kg; SAR (10g) = 1.18 W/kg

Smallest distance from peaks to all points 3 dB below = 8.0 mm

Ratio of SAR at M2 to SAR at M1 = 75.4 %



System Check_Head_3700MHz

DUT: D3700V2 - SN1022

Communication System: CW; Frequency: 3700.000 MHz

Medium: HSL_3700_240320 Medium parameters used: $f=3700.000$ MHz; $\sigma=3.10$ S/m; $\epsilon_r=37.6$

Ambient Temperature: 23.5°C; Liquid Temperature: 22.5°C

DASY6 Configuration:

- Probe: EX3DV4 - SN7692; ConvF(7.11, 6.91, 8.06); Calibrated: 2023-07-18
- Sensor-Surface: 1.4 mm
- Electronics: DAE4 Sn1311; Calibrated: 2023-09-13
- Phantom: Twin-SAM V5.0 (30deg probe tilt); Serial: 1719; Section: Flat
- Measurement Software: 16.2.4.2524
- UID: CW, 0--

Pin=17.0dBm/Area Scan (40.0 mm x 80.0 mm): Measurement Grid: 10.0 mm x 10.0 mm

SAR (1g) = 3.29 W/kg; SAR (10g) = 1.24 W/kg;

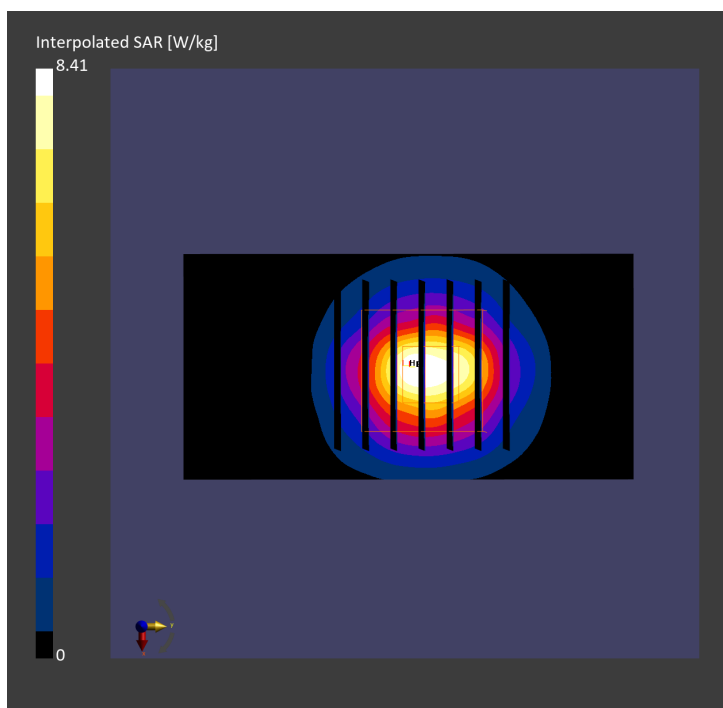
Pin=17.0dBm/Zoom Scan (28.0 mm x 28.0 mm x 28.0 mm): Measurement Grid: 5.0 mm x 5.0 mm x 1.4 mm

Power Drift = -0.06 dB

SAR (1g) = 3.22 W/kg; SAR (8g) = 1.37 W/kg; SAR (10g) = 1.21 W/kg

Smallest distance from peaks to all points 3 dB below = 8.3 mm

Ratio of SAR at M2 to SAR at M1 = 76.1 %



System Check_Head_3700MHz

DUT: D3700V2 - SN1022

Communication System: CW; Frequency: 3700.000 MHz

Medium: HSL_3700_240322 Medium parameters used: $f = 3700.000$ MHz; $\sigma = 3.10$ S/m; $\epsilon_r = 37.8$

Ambient Temperature: 23.3°C; Liquid Temperature: 22.3°C

DASY6 Configuration:

- Probe: EX3DV4 - SN7692; ConvF(7.11, 6.91, 8.06); Calibrated: 2023-07-18
- Sensor-Surface: 1.4 mm
- Electronics: DAE4 Sn1311; Calibrated: 2023-09-13
- Phantom: Twin-SAM V5.0 (30deg probe tilt); Serial: 1719; Section: Flat
- Measurement Software: 16.2.4.2524
- UID: CW, 0--

Pin=17.0dBm/Area Scan (40.0 mm x 80.0 mm): Measurement Grid: 10.0 mm x 10.0 mm

SAR (1g) = 3.24 W/kg; SAR (10g) = 1.20 W/kg;

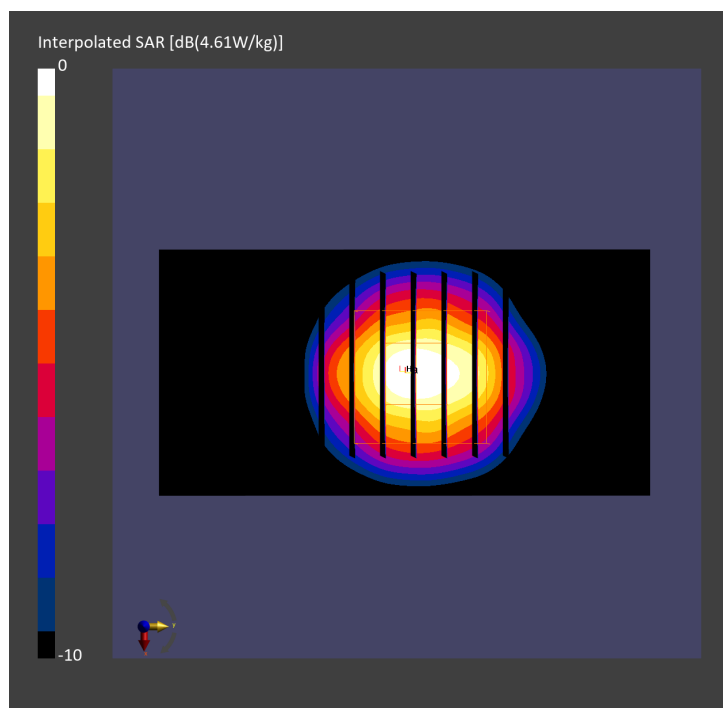
Pin=17.0dBm/Zoom Scan (28.0 mm x 28.0 mm x 28.0 mm): Measurement Grid: 5.0 mm x 5.0 mm x 1.4 mm

Power Drift = -0.00 dB

SAR (1g) = 3.25 W/kg; SAR (8g) = 1.38 W/kg; SAR (10g) = 1.22 W/kg

Smallest distance from peaks to all points 3 dB below = 8.0 mm

Ratio of SAR at M2 to SAR at M1 = 76.4 %



System Check_Head_3700MHz

DUT: D3700V2 - SN1022

Communication System: CW; Frequency: 3700.000 MHz

Medium: HSL_3700_240323 Medium parameters used: $f = 3700.000$ MHz; $\sigma = 3.09$ S/m; $\epsilon_r = 37.6$

Ambient Temperature: 23.5°C; Liquid Temperature: 22.5°C

DASY6 Configuration:

- Probe: EX3DV4 - SN7692; ConvF(7.11, 6.91, 8.06); Calibrated: 2023-07-18
- Sensor-Surface: 1.4 mm
- Electronics: DAE4 Sn1311; Calibrated: 2023-09-13
- Phantom: Twin-SAM V5.0 (30deg probe tilt); Serial: 1719; Section: Flat
- Measurement Software: 16.2.4.2524
- UID: CW, 0--

Pin=17.0dBm/Area Scan (40.0 mm x 80.0 mm): Measurement Grid: 10.0 mm x 10.0 mm

SAR (1g) = 3.15 W/kg; SAR (10g) = 1.17 W/kg;

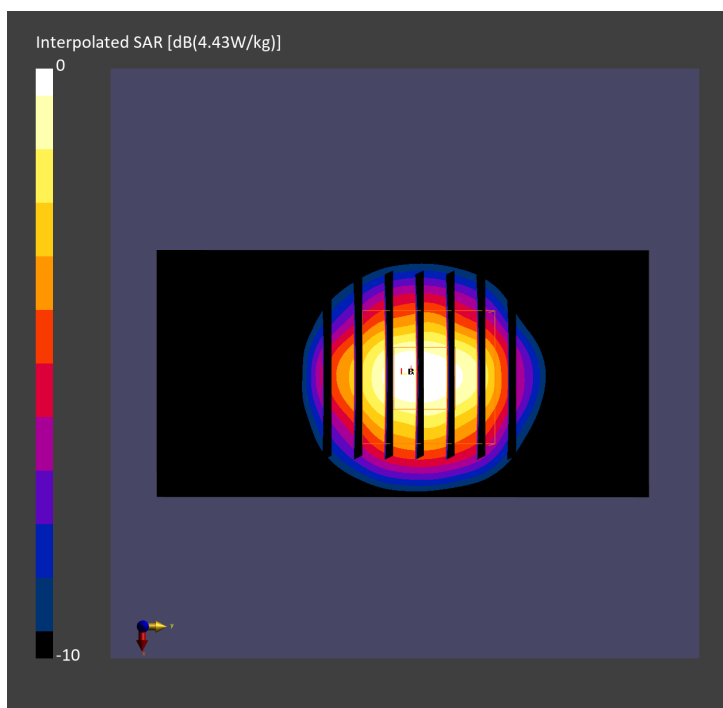
Pin=17.0dBm/Zoom Scan (28.0 mm x 28.0 mm x 28.0 mm): Measurement Grid: 5.0 mm x 5.0 mm x 1.4 mm

Power Drift = 0.01 dB

SAR (1g) = 3.17 W/kg; SAR (8g) = 1.35 W/kg; SAR (10g) = 1.19 W/kg

Smallest distance from peaks to all points 3 dB below = 8.6 mm

Ratio of SAR at M2 to SAR at M1 = 77.2 %



System Check_Head_3700MHz

DUT: D3700V2 - SN1022

Communication System: CW; Frequency: 3700.000 MHz

Medium: HSL_3700_240325 Medium parameters used: $f = 3700.000$ MHz; $\sigma = 3.11$ S/m; $\epsilon_r = 37.7$

Ambient Temperature: 23.5°C; Liquid Temperature: 22.5°C

DASY6 Configuration:

- Probe: EX3DV4 - SN7692; ConvF(7.11, 6.91, 8.06); Calibrated: 2023-07-18
- Sensor-Surface: 1.4 mm
- Electronics: DAE4 Sn1311; Calibrated: 2023-09-13
- Phantom: Twin-SAM V5.0 (30deg probe tilt); Serial: 1719; Section: Flat
- Measurement Software: 16.2.4.2524
- UID: CW, 0--

Pin=17.0dBm/Area Scan (40.0 mm x 80.0 mm): Measurement Grid: 10.0 mm x 10.0 mm

SAR (1g) = 3.16 W/kg; SAR (10g) = 1.18 W/kg;

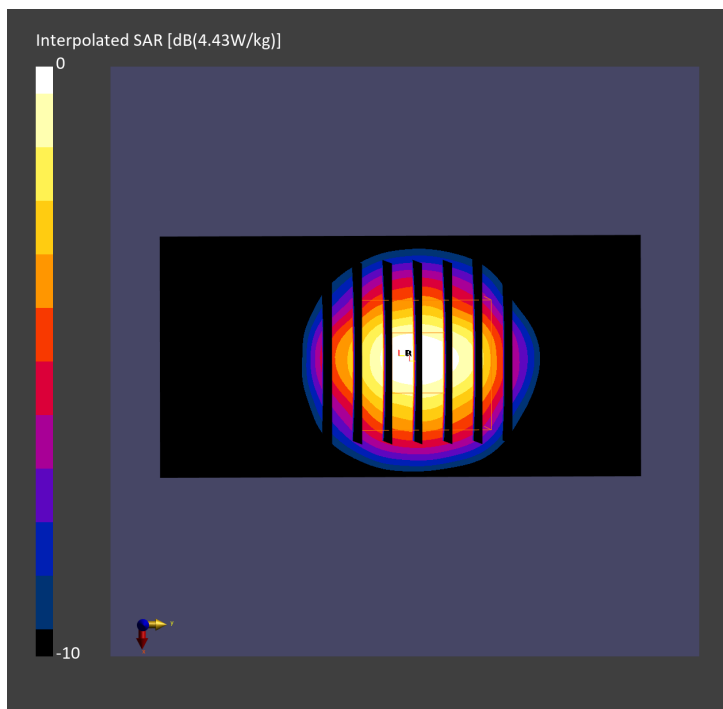
Pin=17.0dBm/Zoom Scan (28.0 mm x 28.0 mm x 28.0 mm): Measurement Grid: 5.0 mm x 5.0 mm x 1.4 mm

Power Drift = 0.00 dB

SAR (1g) = 3.20 W/kg; SAR (8g) = 1.36 W/kg; SAR (10g) = 1.20 W/kg

Smallest distance from peaks to all points 3 dB below = 8.6 mm

Ratio of SAR at M2 to SAR at M1 = 77.2 %



System Check_Head_3900MHz

DUT: D3900V2 - SN1017

Communication System: CW; Frequency: 3900.000 MHz

Medium: HSL_3900_240301 Medium parameters used: $f = 3900.000$ MHz; $\sigma = 3.36$ S/m; $\epsilon_r = 37.8$

Ambient Temperature: 23.7°C; Liquid Temperature: 22.7°C

DASY6 Configuration:

- Probe: EX3DV4 - SN7692; ConvF(7.06, 6.86, 8.01); Calibrated: 2023-07-18
- Sensor-Surface: 1.4 mm
- Electronics: DAE4 Sn1311; Calibrated: 2023-09-13
- Phantom: Twin-SAM V5.0 (30deg probe tilt); Serial: 1719; Section: Flat
- Measurement Software: 16.2.4.2524
- UID: CW, 0--

Pin=17.0dBm/Area Scan (40.0 mm x 80.0 mm): Measurement Grid: 10.0 mm x 10.0 mm

SAR (1g) = 3.17 W/kg; SAR (10g) = 1.13 W/kg;

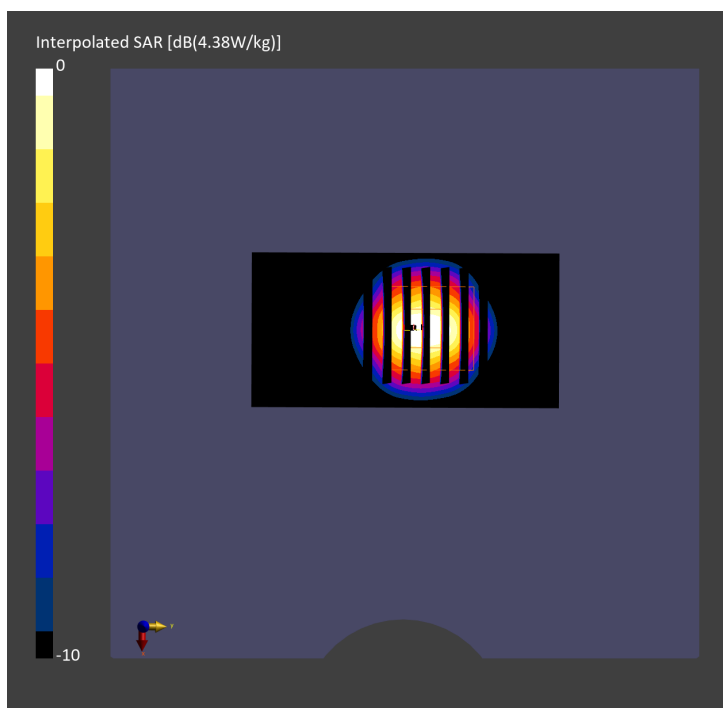
Pin=17.0dBm/Zoom Scan (28.0 mm x 28.0 mm x 28.0 mm): Measurement Grid: 5.0 mm x 5.0 mm x 1.4 mm

Power Drift = 0.01 dB

SAR (1g) = 3.25 W/kg; SAR (8g) = 1.32 W/kg; SAR (10g) = 1.16 W/kg

Smallest distance from peaks to all points 3 dB below = 8.0 mm

Ratio of SAR at M2 to SAR at M1 = 75.0 %



System Check_Head_3900MHz

DUT: D3900V2 - SN1017

Communication System: CW; Frequency: 3900.000 MHz

Medium: HSL_3900_240302 Medium parameters used: $f = 3900.000$ MHz; $\sigma = 3.41$ S/m; $\epsilon_r = 38.0$

Ambient Temperature: 23.5°C; Liquid Temperature: 22.5°C

DASY6 Configuration:

- Probe: EX3DV4 - SN7692; ConvF(7.06, 6.86, 8.01); Calibrated: 2023-07-18
- Sensor-Surface: 1.4 mm
- Electronics: DAE4 Sn1311; Calibrated: 2023-09-13
- Phantom: Twin-SAM V5.0 (30deg probe tilt); Serial: 1719; Section: Flat
- Measurement Software: 16.2.4.2524
- UID: CW, 0--

Pin=17.0dBm/Area Scan (40.0 mm x 80.0 mm): Measurement Grid: 10.0 mm x 10.0 mm

SAR (1g) = 3.23 W/kg; SAR (10g) = 1.15 W/kg;

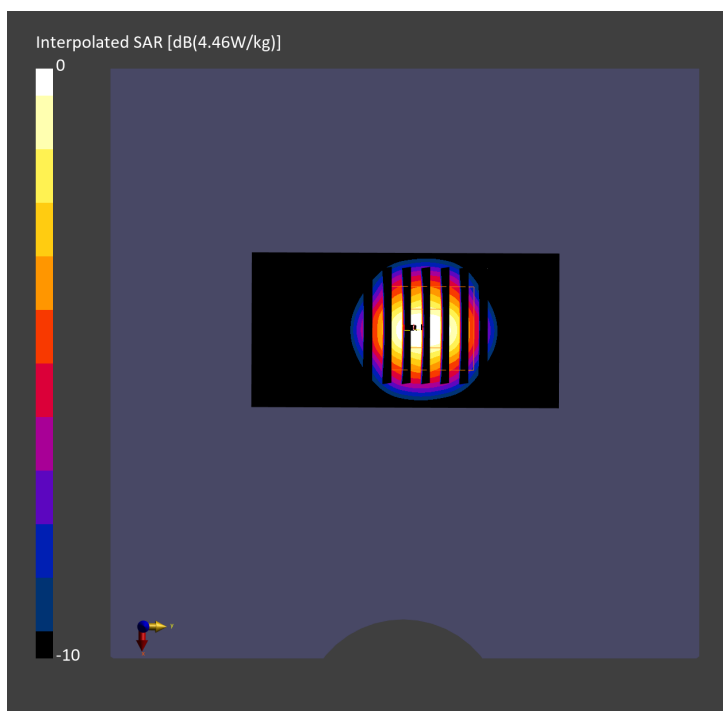
Pin=17.0dBm/Zoom Scan (28.0 mm x 28.0 mm x 28.0 mm): Measurement Grid: 5.0 mm x 5.0 mm x 1.4 mm

Power Drift = 0.01 dB

SAR (1g) = 3.30 W/kg; SAR (8g) = 1.34 W/kg; SAR (10g) = 1.18 W/kg

Smallest distance from peaks to all points 3 dB below = 8.0 mm

Ratio of SAR at M2 to SAR at M1 = 74.9 %



System Check_Head_3900MHz

DUT: D3900V2 - SN1017

Communication System: CW; Frequency: 3900.000 MHz

Medium: HSL_3900_240305 Medium parameters used: $f = 3900.000$ MHz; $\sigma = 3.33$ S/m; $\epsilon_r = 37.6$

Ambient Temperature: 23.7°C; Liquid Temperature: 22.7°C

DASY6 Configuration:

- Probe: EX3DV4 - SN7692; ConvF(7.06, 6.86, 8.01); Calibrated: 2023-07-18
- Sensor-Surface: 1.4 mm
- Electronics: DAE4 Sn1311; Calibrated: 2023-09-13
- Phantom: Twin-SAM V5.0 (30deg probe tilt); Serial: 1719; Section: Flat
- Measurement Software: 16.2.4.2524
- UID: CW, 0--

Pin=17.0dBm/Area Scan (40.0 mm x 80.0 mm): Measurement Grid: 10.0 mm x 10.0 mm

SAR (1g) = 3.14 W/kg; SAR (10g) = 1.12 W/kg;

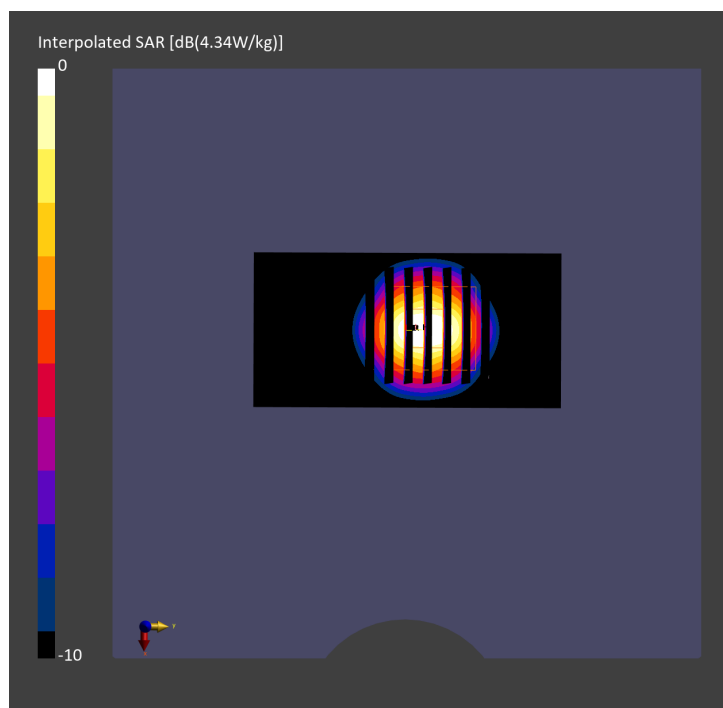
Pin=17.0dBm/Zoom Scan (28.0 mm x 28.0 mm x 28.0 mm): Measurement Grid: 5.0 mm x 5.0 mm x 1.4 mm

Power Drift = 0.00 dB

SAR (1g) = 3.20 W/kg; SAR (8g) = 1.30 W/kg; SAR (10g) = 1.14 W/kg

Smallest distance from peaks to all points 3 dB below = 8.0 mm

Ratio of SAR at M2 to SAR at M1 = 75.1 %



System Check_Head_3900MHz

DUT: D3900V2 - SN1017

Communication System: CW; Frequency: 3900.000 MHz

Medium: HSL_3900_240314 Medium parameters used: $f=3900.000$ MHz; $\sigma=3.29$ S/m; $\epsilon_r=37.3$

Ambient Temperature: 23.5°C; Liquid Temperature: 22.5°C

DASY6 Configuration:

- Probe: EX3DV4 - SN7692; ConvF(7.06, 6.86, 8.01); Calibrated: 2023-07-18
- Sensor-Surface: 1.4 mm
- Electronics: DAE4 Sn1311; Calibrated: 2023-09-13
- Phantom: Twin-SAM V5.0 (30deg probe tilt); Serial: 1719; Section: Flat
- Measurement Software: 16.2.4.2524
- UID: CW, 0--

Pin=17.0dBm/Area Scan (40.0 mm x 80.0 mm): Measurement Grid: 10.0 mm x 10.0 mm

SAR (1g) = 3.23 W/kg; SAR (10g) = 1.14 W/kg;

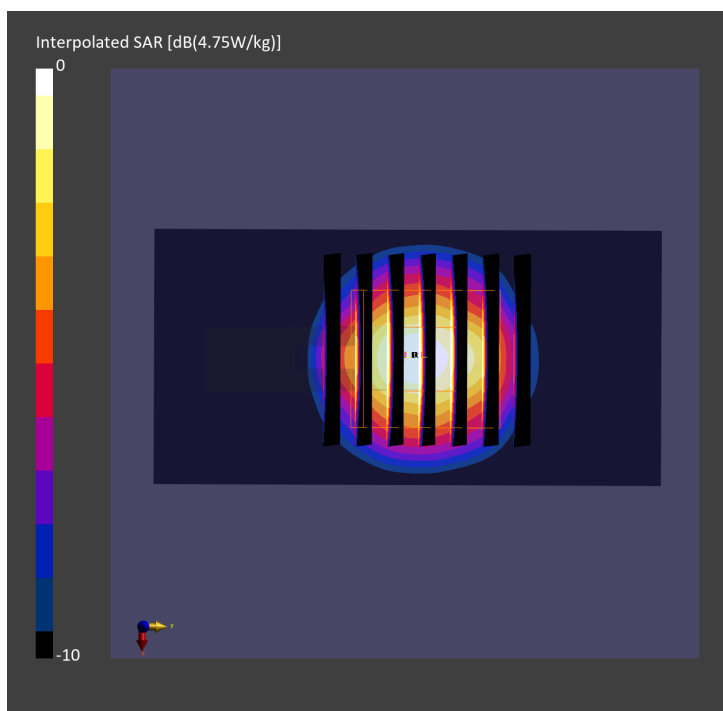
Pin=17.0dBm/Zoom Scan (28.0 mm x 28.0 mm x 28.0 mm): Measurement Grid: 5.0 mm x 5.0 mm x 1.4 mm

Power Drift = -0.04 dB

SAR (1g) = 3.25 W/kg; SAR (8g) = 1.32 W/kg; SAR (10g) = 1.16 W/kg

Smallest distance from peaks to all points 3 dB below = 8.0 mm

Ratio of SAR at M2 to SAR at M1 = 75.8 %



System Check_Head_3900MHz

DUT: D3900V2 - SN1017

Communication System: CW; Frequency: 3900.000 MHz

Medium: HSL_3900_240315 Medium parameters used: $f=3900.000$ MHz; $\sigma=3.25$ S/m; $\epsilon_r=37.9$

Ambient Temperature: 23.7°C; Liquid Temperature: 22.7°C

DASY6 Configuration:

- Probe: EX3DV4 - SN7692; ConvF(7.06, 6.86, 8.01); Calibrated: 2023-07-18
- Sensor-Surface: 1.4 mm
- Electronics: DAE4 Sn1311; Calibrated: 2023-09-13
- Phantom: Twin-SAM V5.0 (30deg probe tilt); Serial: 1719; Section: Flat
- Measurement Software: 16.2.4.2524
- UID: CW, 0--

Pin=17.0dBm/Area Scan (40.0 mm x 80.0 mm): Measurement Grid: 10.0 mm x 10.0 mm

SAR (1g) = 3.25 W/kg; SAR (10g) = 1.15 W/kg;


Pin=17.0dBm/Zoom Scan (28.0 mm x 28.0 mm x 28.0 mm): Measurement Grid: 5.0 mm x 5.0 mm x 1.4 mm

Power Drift = 0.00 dB

SAR (1g) = 3.22 W/kg; SAR (8g) = 1.31 W/kg; SAR (10g) = 1.15 W/kg

Smallest distance from peaks to all points 3 dB below = 8.0 mm

Ratio of SAR at M2 to SAR at M1 = 75.9 %



System Check_Head_3900MHz

DUT: D3900V2 - SN1017

Communication System: CW; Frequency: 3900.000 MHz

Medium: HSL_3900_240318 Medium parameters used: $f=3900.000$ MHz; $\sigma=3.35$ S/m; $\epsilon_r=37.7$

Ambient Temperature: 23.5°C; Liquid Temperature: 22.5°C

DASY6 Configuration:

- Probe: EX3DV4 - SN7692; ConvF(7.06, 6.86, 8.01); Calibrated: 2023-07-18
- Sensor-Surface: 1.4 mm
- Electronics: DAE4 Sn1311; Calibrated: 2023-09-13
- Phantom: Twin-SAM V5.0 (30deg probe tilt); Serial: 1719; Section: Flat
- Measurement Software: 16.2.4.2524
- UID: CW, 0--

Pin=17.0dBm/Area Scan (40.0 mm x 80.0 mm): Measurement Grid: 10.0 mm x 10.0 mm

SAR (1g) = 3.27 W/kg; SAR (10g) = 1.15 W/kg;


Pin=17.0dBm/Zoom Scan (28.0 mm x 28.0 mm x 28.0 mm): Measurement Grid: 5.0 mm x 5.0 mm x 1.4 mm

Power Drift = 0.00 dB

SAR (1g) = 3.32 W/kg; SAR (8g) = 1.35 W/kg; SAR (10g) = 1.18 W/kg

Smallest distance from peaks to all points 3 dB below = 8.0 mm

Ratio of SAR at M2 to SAR at M1 = 75.4 %



System Check_Head_3900MHz

DUT: D3900V2 - SN1017

Communication System: CW; Frequency: 3900.000 MHz

Medium: HSL_3900_240319 Medium parameters used: $f = 3900.000$ MHz; $\sigma = 3.30$ S/m; $\epsilon_r = 37.4$

Ambient Temperature: 23.9°C; Liquid Temperature: 22.9°C

DASY6 Configuration:

- Probe: EX3DV4 - SN7692; ConvF(7.06, 6.86, 8.01); Calibrated: 2023-07-18
- Sensor-Surface: 1.4 mm
- Electronics: DAE4 Sn1311; Calibrated: 2023-09-13
- Phantom: Twin-SAM V5.0 (30deg probe tilt); Serial: 1719; Section: Flat
- Measurement Software: 16.2.4.2524
- UID: CW, 0--

Pin=17.0dBm/Area Scan (40.0 mm x 80.0 mm): Measurement Grid: 10.0 mm x 10.0 mm

SAR (1g) = 3.22 W/kg; SAR (10g) = 1.14 W/kg;


Pin=17.0dBm/Zoom Scan (28.0 mm x 28.0 mm x 28.0 mm): Measurement Grid: 5.0 mm x 5.0 mm x 1.4 mm

Power Drift = -0.01 dB

SAR (1g) = 3.26 W/kg; SAR (8g) = 1.32 W/kg; SAR (10g) = 1.16 W/kg

Smallest distance from peaks to all points 3 dB below = 8.0 mm

Ratio of SAR at M2 to SAR at M1 = 75.9 %



System Check_Head_750MHz

DUT: D750V3 - SN1012

Communication System: CW; Frequency: 750.000 MHz

Medium: HSL_750_240217 Medium parameters used: $f=750.000$ MHz; $\sigma=0.893$ S/m; $\epsilon_r=42.0$

Ambient Temperature: 23.3°C; Liquid Temperature: 22.3°C

DASY6 Configuration:

- Probe: EX3DV4 - SN3642; ConvF(8.77, 8.77, 8.77); Calibrated: 2023-04-26
- Sensor-Surface: 1.4 mm
- Electronics: DAE4 Sn854; Calibrated: 2023-08-17
- Phantom: Twin-SAM V5.0 (30deg probe tilt); Serial: 1884; Section: Flat
- Measurement Software: 16.2.4.2524
- UID: CW, 0--

Pin=17.0dBm/Area Scan (40.0 mm x 90.0 mm): Measurement Grid: 10.0 mm x 15.0 mm

SAR (1g) = 0.421 W/kg; SAR (10g) = 0.280 W/kg;

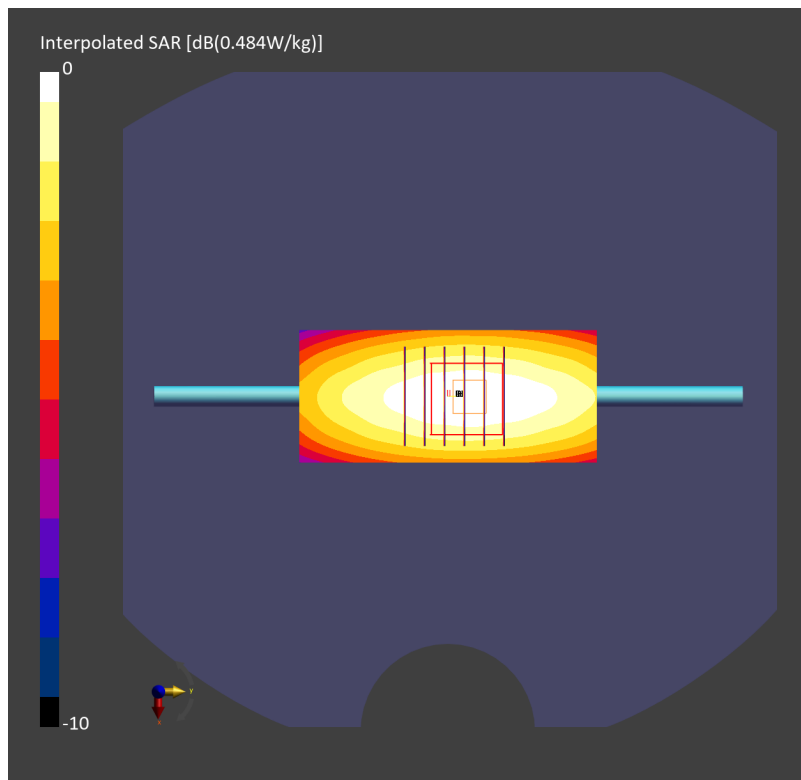
Pin=17.0dBm/Zoom Scan (30.0 mm x 30.0 mm x 30.0 mm): Measurement Grid: 6.0 mm x 6.0 mm x 1.5 mm

Power Drift = 0.02 dB

SAR (1g) = 0.411 W/kg; SAR (8g) = 0.283 W/kg; SAR (10g) = 0.268 W/kg

Smallest distance from peaks to all points 3 dB below = 19.7 mm

Ratio of SAR at M2 to SAR at M1 = 87.2 %



System Check_Head_750MHz

DUT: D750V3 - SN1012

Communication System: CW; Frequency: 750.000 MHz

Medium: HSL_750_240221 Medium parameters used: $f=750.000$ MHz; $\sigma=0.891$ S/m; $\epsilon_r=41.9$

Ambient Temperature: 23.1°C; Liquid Temperature: 22.1°C

DASY6 Configuration:

- Probe: EX3DV4 - SN3642; ConvF(8.77, 8.77, 8.77); Calibrated: 2023-04-26
- Sensor-Surface: 1.4 mm
- Electronics: DAE4 Sn854; Calibrated: 2023-08-17
- Phantom: Twin-SAM V5.0 (30deg probe tilt); Serial: 1884; Section: Flat
- Measurement Software: 16.2.4.2524
- UID: CW, 0--

Pin=17.0dBm/Area Scan (40.0 mm x 90.0 mm): Measurement Grid: 10.0 mm x 15.0 mm

SAR (1g) = 0.415 W/kg; SAR (10g) = 0.276 W/kg;

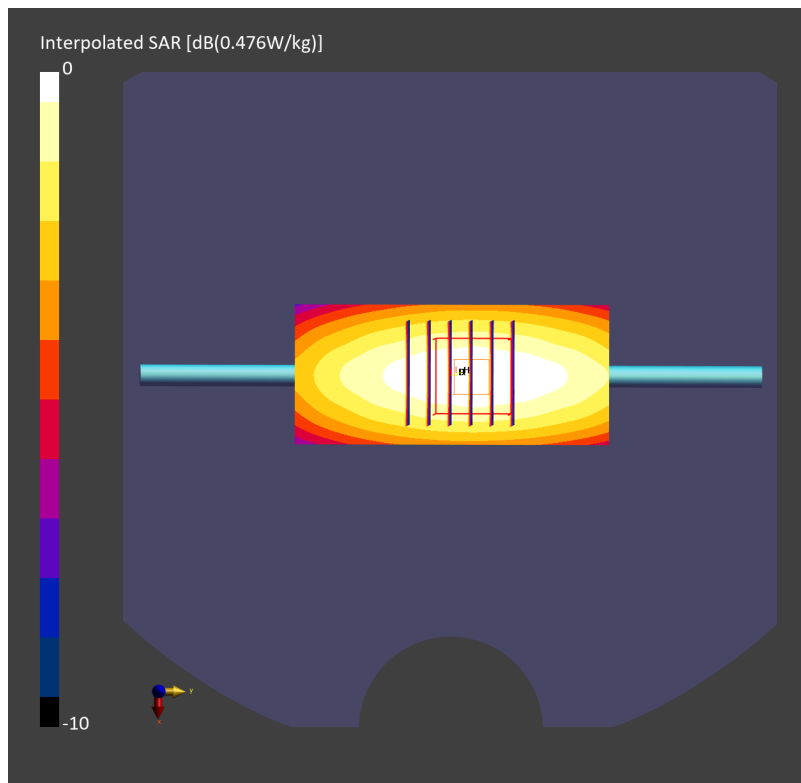
Pin=17.0dBm/Zoom Scan (30.0 mm x 30.0 mm x 30.0 mm): Measurement Grid: 6.0 mm x 6.0 mm x 1.5 mm

Power Drift = -0.03 dB

SAR (1g) = 0.412 W/kg; SAR (8g) = 0.283 W/kg; SAR (10g) = 0.268 W/kg

Smallest distance from peaks to all points 3 dB below = 19.0 mm

Ratio of SAR at M2 to SAR at M1 = 87.6 %



System Check_Head_750MHz

DUT: D750V3 - SN1012

Communication System: CW; Frequency: 750.000 MHz

Medium: HSL_750_240226 Medium parameters used: $f=750.000$ MHz; $\sigma=0.881$ S/m; $\epsilon_r=42.7$

Ambient Temperature: 23.2°C; Liquid Temperature: 22.2°C

DASY6 Configuration:

- Probe: EX3DV4 - SN3642; ConvF(8.77, 8.77, 8.77); Calibrated: 2023-04-26
- Sensor-Surface: 1.4 mm
- Electronics: DAE4 Sn854; Calibrated: 2023-08-17
- Phantom: Twin-SAM V5.0 (30deg probe tilt); Serial: 1884; Section: Flat
- Measurement Software: 16.2.4.2524
- UID: CW, 0--

Pin=17.0dBm/Area Scan (40.0 mm x 90.0 mm): Measurement Grid: 10.0 mm x 15.0 mm

SAR (1g) = 0.415 W/kg; SAR (10g) = 0.276 W/kg;

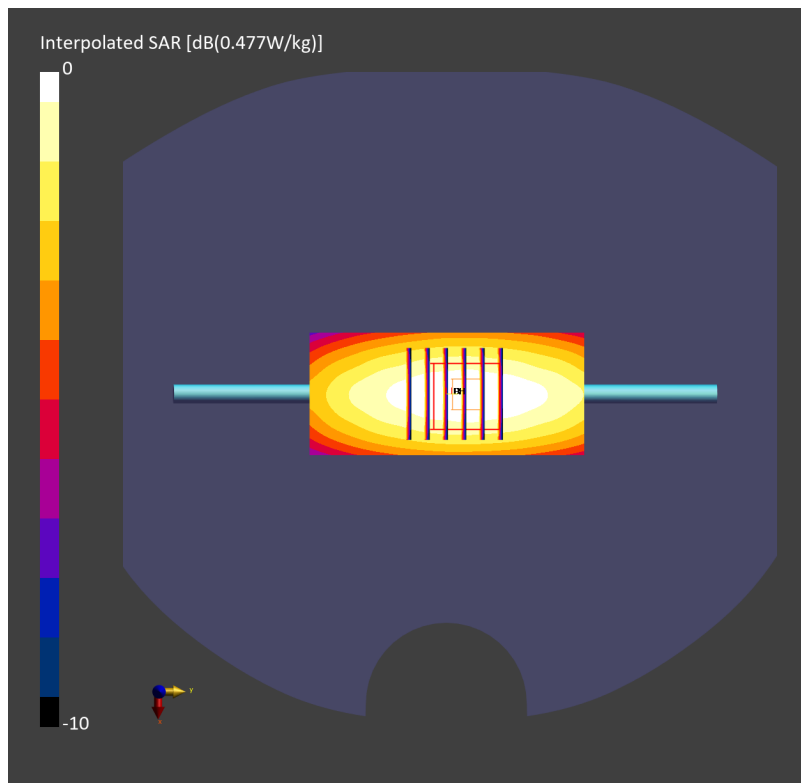
Pin=17.0dBm/Zoom Scan (30.0 mm x 30.0 mm x 30.0 mm): Measurement Grid: 6.0 mm x 6.0 mm x 1.5 mm

Power Drift = -0.01 dB

SAR (1g) = 0.411 W/kg; SAR (8g) = 0.283 W/kg; SAR (10g) = 0.267 W/kg

Smallest distance from peaks to all points 3 dB below = 19.0 mm

Ratio of SAR at M2 to SAR at M1 = 87.2 %



System Check_Head_750MHz

DUT: D750V3 - SN1012

Communication System: CW; Frequency: 750.000 MHz

Medium: HSL_750_240303 Medium parameters used: $f=750.000$ MHz; $\sigma=0.890$ S/m; $\epsilon_r=41.8$

Ambient Temperature: 23.6°C; Liquid Temperature: 22.6°C

DASY6 Configuration:

- Probe: EX3DV4 - SN3642; ConvF(8.77, 8.77, 8.77); Calibrated: 2023-04-26
- Sensor-Surface: 1.4 mm
- Electronics: DAE4 Sn854; Calibrated: 2023-08-17
- Phantom: Twin-SAM V5.0 (30deg probe tilt); Serial: 1884; Section: Flat
- Measurement Software: 16.2.4.2524
- UID: CW, 0--

Pin=17.0dBm/Area Scan (40.0 mm x 90.0 mm): Measurement Grid: 10.0 mm x 15.0 mm

SAR (1g) = 0.414 W/kg; SAR (10g) = 0.276 W/kg;

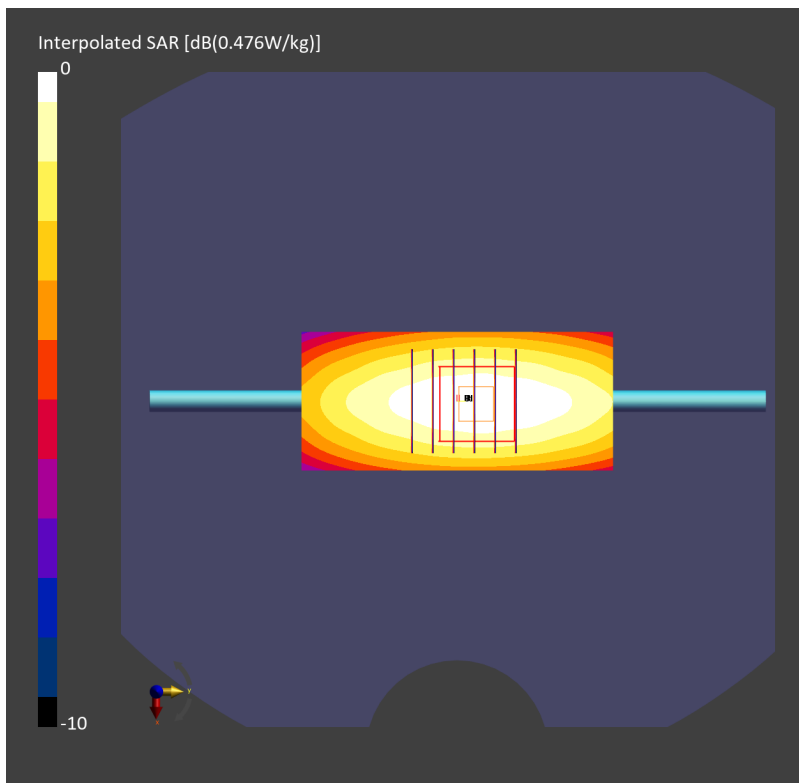
Pin=17.0dBm/Zoom Scan (30.0 mm x 30.0 mm x 30.0 mm): Measurement Grid: 6.0 mm x 6.0 mm x 1.5 mm

Power Drift = -0.03 dB

SAR (1g) = 0.411 W/kg; SAR (8g) = 0.283 W/kg; SAR (10g) = 0.268 W/kg

Smallest distance from peaks to all points 3 dB below = 19.0 mm

Ratio of SAR at M2 to SAR at M1 = 87.6 %



System Check_Head_835MHz

DUT: D835V2 - SN4d060

Communication System: CW; Frequency: 835.000 MHz

Medium: HSL_850_240218 Medium parameters used: $f=835.000$ MHz; $\sigma=0.928$ S/m; $\epsilon_r=41.7$

Ambient Temperature: 23.3°C; Liquid Temperature: 22.3°C

DASY6 Configuration:

- Probe: EX3DV4 - SN3642; ConvF(8.7, 8.7, 8.7); Calibrated: 2023-04-26
- Sensor-Surface: 1.4 mm
- Electronics: DAE4 Sn854; Calibrated: 2023-08-17
- Phantom: Twin-SAM V5.0 (30deg probe tilt); Serial: 1884; Section: Flat
- Measurement Software: 16.2.4.2524
- UID: CW, 0--

Pin=17.0dBm/Area Scan (40.0 mm x 90.0 mm): Measurement Grid: 10.0 mm x 15.0 mm

SAR (1g) = 0.519 W/kg; SAR (10g) = 0.342 W/kg;

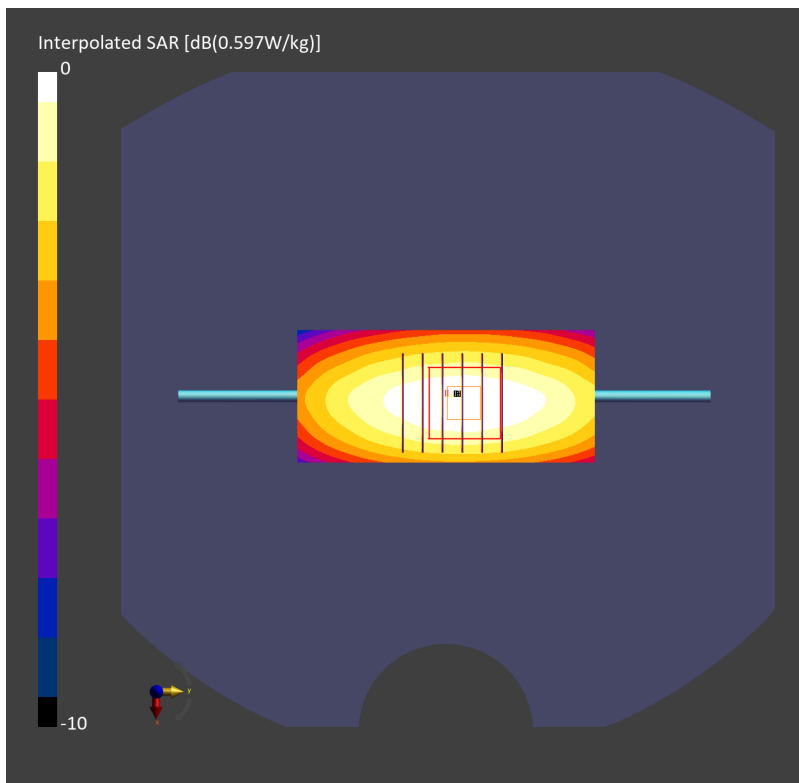
Pin=17.0dBm/Zoom Scan (30.0 mm x 30.0 mm x 30.0 mm): Measurement Grid: 6.0 mm x 6.0 mm x 1.5 mm

Power Drift = -0.01 dB

SAR (1g) = 0.517 W/kg; SAR (8g) = 0.353 W/kg; SAR (10g) = 0.334 W/kg

Smallest distance from peaks to all points 3 dB below = 18.8 mm

Ratio of SAR at M2 to SAR at M1 = 85.1 %



System Check_Head_835MHz

DUT: D835V2 - SN4d060

Communication System: CW; Frequency: 835.000 MHz

Medium: HSL_850_240222 Medium parameters used: $f=835.000$ MHz; $\sigma=0.925$ S/m; $\epsilon_r=41.6$

Ambient Temperature: 23.5°C; Liquid Temperature: 22.5°C

DASY6 Configuration:

- Probe: EX3DV4 - SN3642; ConvF(8.7, 8.7, 8.7); Calibrated: 2023-04-26
- Sensor-Surface: 1.4 mm
- Electronics: DAE4 Sn854; Calibrated: 2023-08-17
- Phantom: Twin-SAM V5.0 (30deg probe tilt); Serial: 1884; Section: Flat
- Measurement Software: 16.2.4.2524
- UID: CW, 0--

Pin=17.0dBm/Area Scan (40.0 mm x 90.0 mm): Measurement Grid: 10.0 mm x 15.0 mm

SAR (1g) = 0.517 W/kg; SAR (10g) = 0.340 W/kg;

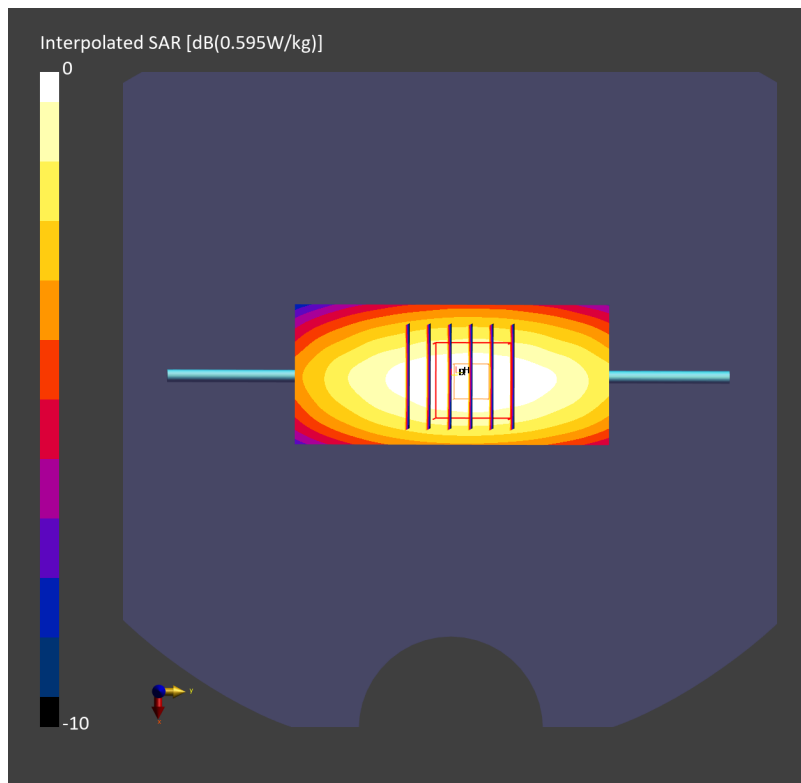
Pin=17.0dBm/Zoom Scan (30.0 mm x 30.0 mm x 30.0 mm): Measurement Grid: 6.0 mm x 6.0 mm x 1.5 mm

Power Drift = 0.01 dB

SAR (1g) = 0.516 W/kg; SAR (8g) = 0.352 W/kg; SAR (10g) = 0.333 W/kg

Smallest distance from peaks to all points 3 dB below = 15.6 mm

Ratio of SAR at M2 to SAR at M1 = 84.8 %



System Check_Head_835MHz

DUT: D835V2 - SN4d060

Communication System: CW; Frequency: 835.000 MHz

Medium: HSL_850_240227 Medium parameters used: $f=835.000$ MHz; $\sigma=0.912$ S/m; $\epsilon_r=42.0$

Ambient Temperature: 23.2°C; Liquid Temperature: 22.2°C

DASY6 Configuration:

- Probe: EX3DV4 - SN3642; ConvF(8.7, 8.7, 8.7); Calibrated: 2023-04-26
- Sensor-Surface: 1.4 mm
- Electronics: DAE4 Sn854; Calibrated: 2023-08-17
- Phantom: Twin-SAM V5.0 (30deg probe tilt); Serial: 1884; Section: Flat
- Measurement Software: 16.2.4.2524
- UID: CW, 0--

Pin=17.0dBm/Area Scan (40.0 mm x 90.0 mm): Measurement Grid: 10.0 mm x 15.0 mm

SAR (1g) = 0.510 W/kg; SAR (10g) = 0.336 W/kg;

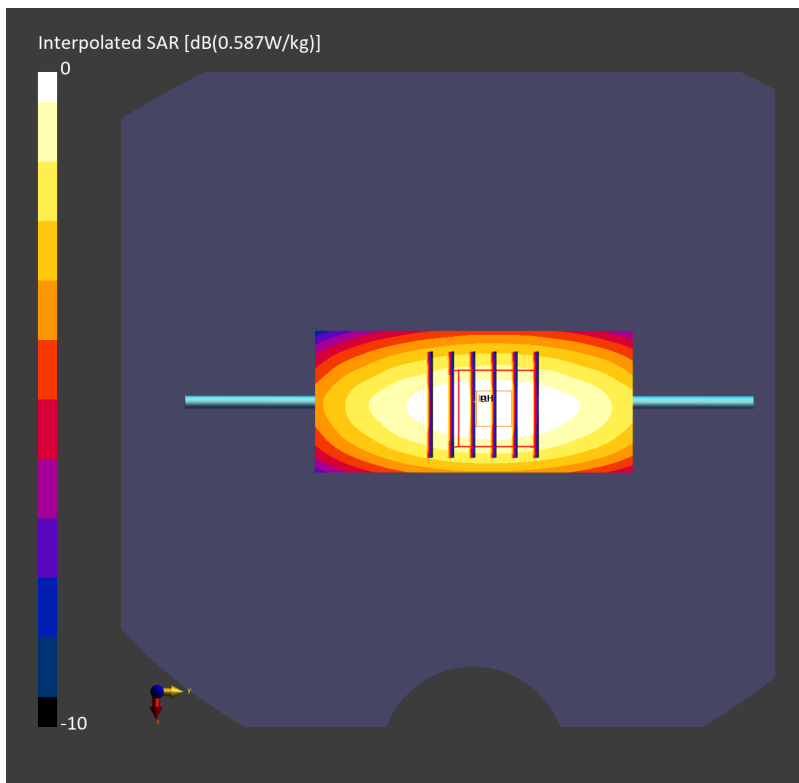
Pin=17.0dBm/Zoom Scan (30.0 mm x 30.0 mm x 30.0 mm): Measurement Grid: 6.0 mm x 6.0 mm x 1.5 mm

Power Drift = 0.01 dB

SAR (1g) = 0.509 W/kg; SAR (8g) = 0.348 W/kg; SAR (10g) = 0.329 W/kg

Smallest distance from peaks to all points 3 dB below = 15.6 mm

Ratio of SAR at M2 to SAR at M1 = 84.8 %



System Check_Head_1750MHz

DUT: D1750V2 - SN1068

Communication System: CW; Frequency: 1750.000 MHz

Medium: HSL_1750_240210 Medium parameters used: $f=1750.000$ MHz; $\sigma=1.37$ S/m; $\epsilon_r=40.7$

Ambient Temperature: 23.3°C; Liquid Temperature: 22.3°C

DASY6 Configuration:

- Probe: EX3DV4 - SN3642; ConvF(8.16, 8.16, 8.16); Calibrated: 2023-04-26
- Sensor-Surface: 1.4 mm
- Electronics: DAE4 Sn854; Calibrated: 2023-08-17
- Phantom: Twin-SAM V5.0 (30deg probe tilt); Serial: 1884; Section: Flat
- Measurement Software: 16.2.4.2524
- UID: CW, 0--

Pin=17.0dBm/Area Scan (40.0 mm x 90.0 mm): Measurement Grid: 10.0 mm x 15.0 mm

SAR (1g) = 1.73 W/kg; SAR (10g) = 0.933 W/kg;

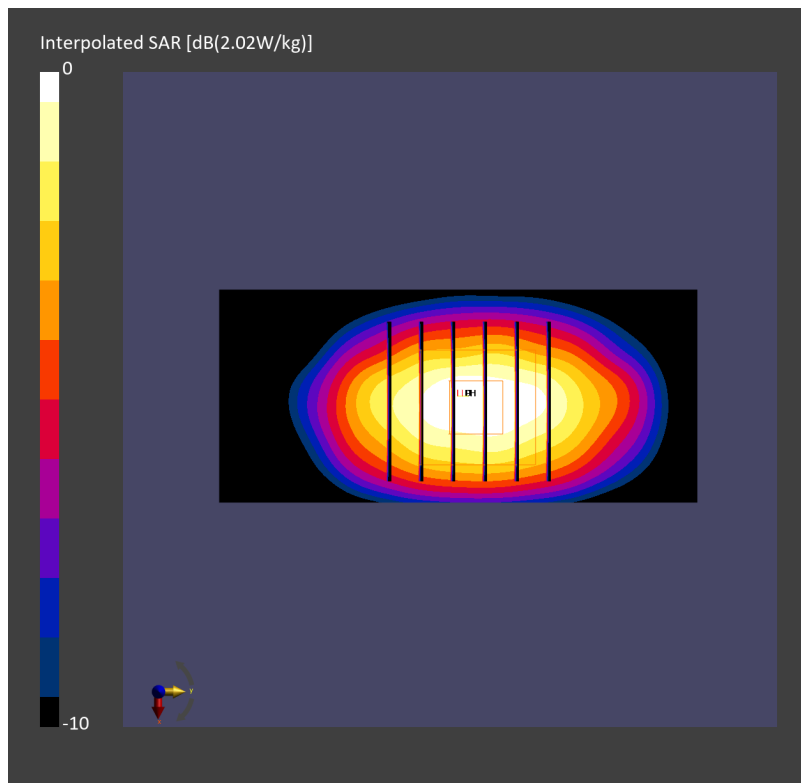
Pin=17.0dBm/Zoom Scan (30.0 mm x 30.0 mm x 30.0 mm): Measurement Grid: 6.0 mm x 6.0 mm x 1.5 mm

Power Drift = 0.02 dB

SAR (1g) = 1.75 W/kg; SAR (8g) = 0.948 W/kg; SAR (10g) = 0.923 W/kg

Smallest distance from peaks to all points 3 dB below = 9.6 mm

Ratio of SAR at M2 to SAR at M1 = 80.1 %



System Check_Head_1750MHz

DUT: D1750V2 - SN1068

Communication System: CW; Frequency: 1750.000 MHz

Medium: HSL_1750_240213 Medium parameters used: $f=1750.000$ MHz; $\sigma=1.38$ S/m; $\epsilon_r=40.8$

Ambient Temperature: 23.6°C; Liquid Temperature: 22.6°C

DASY6 Configuration:

- Probe: EX3DV4 - SN3642; ConvF(8.16, 8.16, 8.16); Calibrated: 2023-04-26
- Sensor-Surface: 1.4 mm
- Electronics: DAE4 Sn854; Calibrated: 2023-08-17
- Phantom: Twin-SAM V5.0 (30deg probe tilt); Serial: 1884; Section: Flat
- Measurement Software: 16.2.4.2524
- UID: CW, 0--

Pin=17.0dBm/Area Scan (40.0 mm x 90.0 mm): Measurement Grid: 10.0 mm x 15.0 mm

SAR (1g) = 1.67 W/kg; SAR (10g) = 0.900 W/kg;

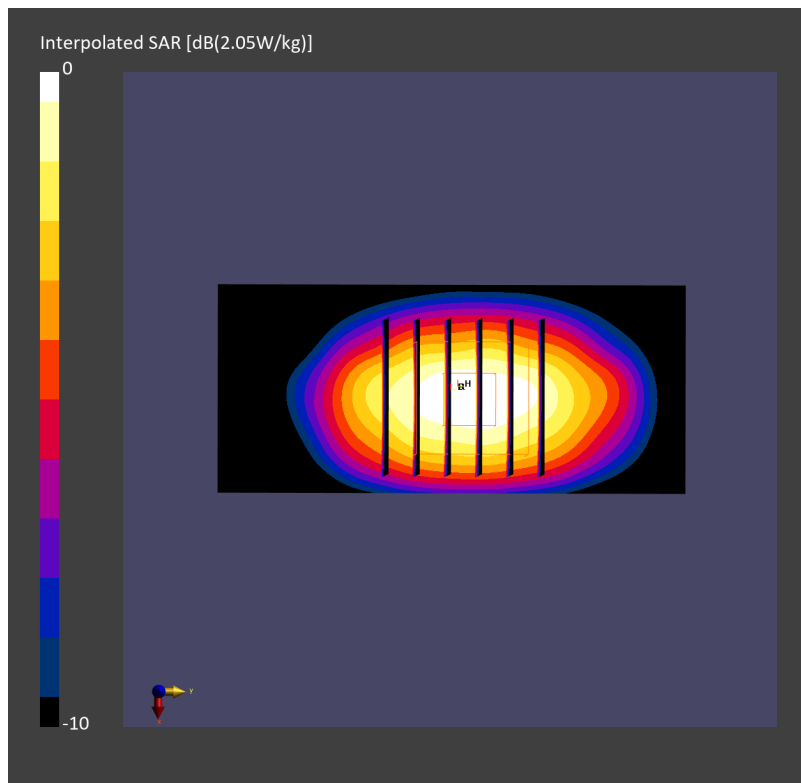
Pin=17.0dBm/Zoom Scan (30.0 mm x 30.0 mm x 30.0 mm): Measurement Grid: 6.0 mm x 6.0 mm x 1.5 mm

Power Drift = 0.01 dB

SAR (1g) = 1.68 W/kg; SAR (8g) = 0.960 W/kg; SAR (10g) = 0.885 W/kg

Smallest distance from peaks to all points 3 dB below = 9.9 mm

Ratio of SAR at M2 to SAR at M1 = 80.8 %



System Check_Head_1750MHz

DUT: D1750V2 - SN1068

Communication System: CW; Frequency: 1750.000 MHz

Medium: HSL_1750_240229 Medium parameters used: $f=1750.000$ MHz; $\sigma=1.36$ S/m; $\epsilon_r=40.7$

Ambient Temperature: 23.8°C; Liquid Temperature: 22.8°C

DASY6 Configuration:

- Probe: EX3DV4 - SN3642; ConvF(8.16, 8.16, 8.16); Calibrated: 2023-04-26
- Sensor-Surface: 1.4 mm
- Electronics: DAE4 Sn854; Calibrated: 2023-08-17
- Phantom: Twin-SAM V5.0 (30deg probe tilt); Serial: 1884; Section: Flat
- Measurement Software: 16.2.4.2524
- UID: CW, 0--

Pin=17.0dBm/Area Scan (40.0 mm x 90.0 mm): Measurement Grid: 10.0 mm x 15.0 mm

SAR (1g) = 1.65 W/kg; SAR (10g) = 0.889 W/kg;

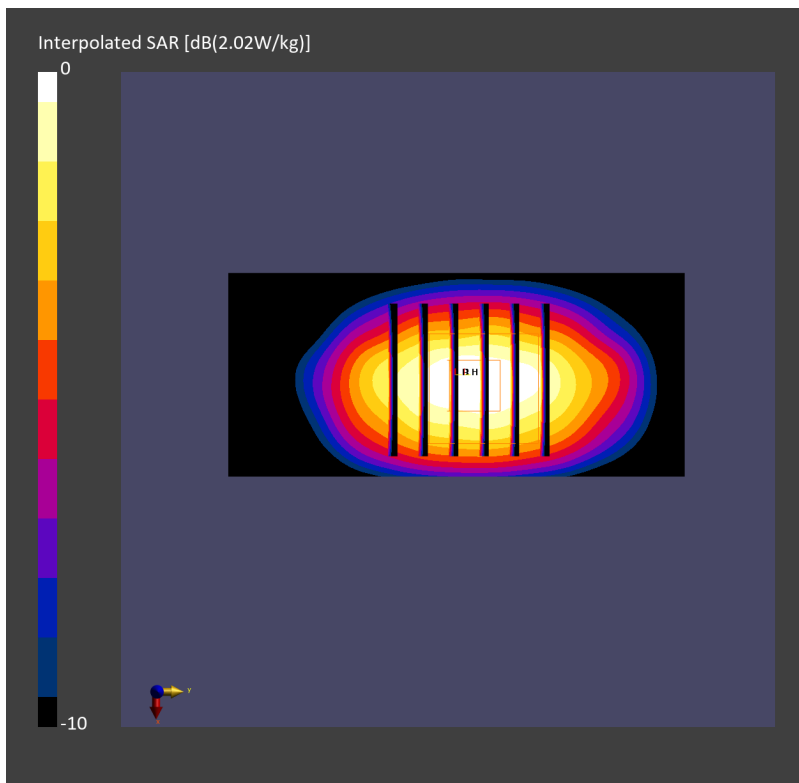
Pin=17.0dBm/Zoom Scan (30.0 mm x 30.0 mm x 30.0 mm): Measurement Grid: 6.0 mm x 6.0 mm x 1.5 mm

Power Drift = 0.00 dB

SAR (1g) = 1.66 W/kg; SAR (8g) = 0.950 W/kg; SAR (10g) = 0.876 W/kg

Smallest distance from peaks to all points 3 dB below = 9.6 mm

Ratio of SAR at M2 to SAR at M1 = 80.2 %



System Check_Head_1750MHz

DUT: D1750V2 - SN1068

Communication System: CW; Frequency: 1750.000 MHz

Medium: HSL_1750_240305 Medium parameters used: $f=1750.000$ MHz; $\sigma=1.35$ S/m; $\epsilon_r=40.9$

Ambient Temperature: 23.7°C; Liquid Temperature: 22.7°C

DASY6 Configuration:

- Probe: EX3DV4 - SN3642; ConvF(8.16, 8.16, 8.16); Calibrated: 2023-04-26
- Sensor-Surface: 1.4 mm
- Electronics: DAE4 Sn854; Calibrated: 2023-08-17
- Phantom: Twin-SAM V5.0 (30deg probe tilt); Serial: 1884; Section: Flat
- Measurement Software: 16.2.4.2524
- UID: CW, 0--

Pin=17.0dBm/Area Scan (40.0 mm x 90.0 mm): Measurement Grid: 10.0 mm x 15.0 mm

SAR (1g) = 1.74 W/kg; SAR (10g) = 0.914 W/kg;

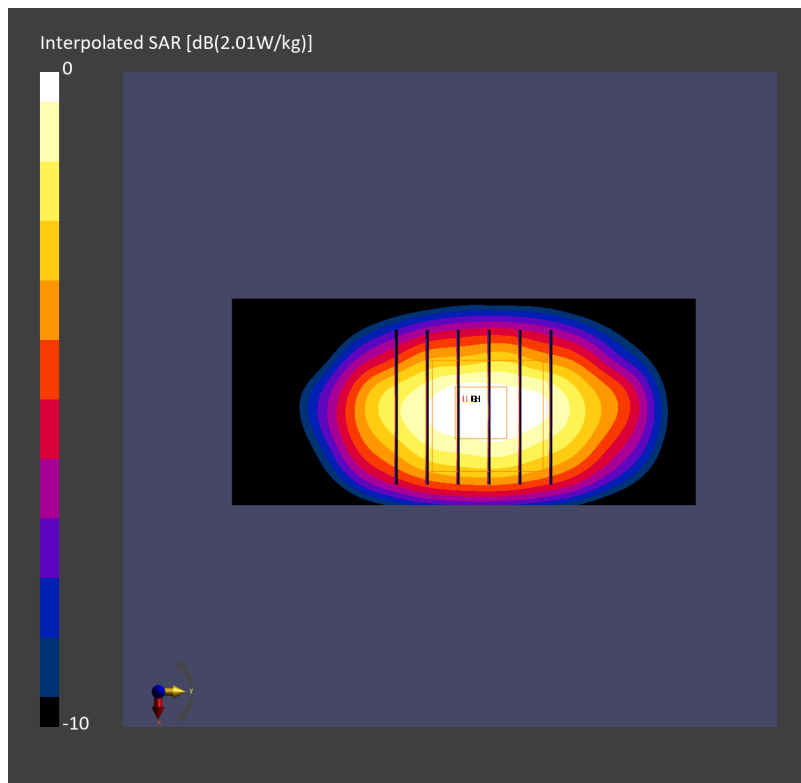
Pin=17.0dBm/Zoom Scan (30.0 mm x 30.0 mm x 30.0 mm): Measurement Grid: 6.0 mm x 6.0 mm x 1.5 mm

Power Drift = 0.00 dB

SAR (1g) = 1.75 W/kg; SAR (8g) = 0.998 W/kg; SAR (10g) = 0.920 W/kg

Smallest distance from peaks to all points 3 dB below = 9.4 mm

Ratio of SAR at M2 to SAR at M1 = 80.5 %



System Check_Head_1750MHz

DUT: D1750V2 - SN1068

Communication System: CW; Frequency: 1750.000 MHz

Medium: HSL_1750_240312 Medium parameters used: $f=1750.000$ MHz; $\sigma=1.36$ S/m; $\epsilon_r=41.5$

Ambient Temperature: 23.1°C; Liquid Temperature: 22.1°C

DASY6 Configuration:

- Probe: EX3DV4 - SN3642; ConvF(8.16, 8.16, 8.16); Calibrated: 2023-04-26
- Sensor-Surface: 1.4 mm
- Electronics: DAE4 Sn854; Calibrated: 2023-08-17
- Phantom: Twin-SAM V5.0 (30deg probe tilt); Serial: 1884; Section: Flat
- Measurement Software: 16.2.4.2524
- UID: CW, 0--

Pin=17.0dBm/Area Scan (40.0 mm x 90.0 mm): Measurement Grid: 10.0 mm x 15.0 mm

SAR (1g) = 1.69 W/kg; SAR (10g) = 0.892 W/kg;

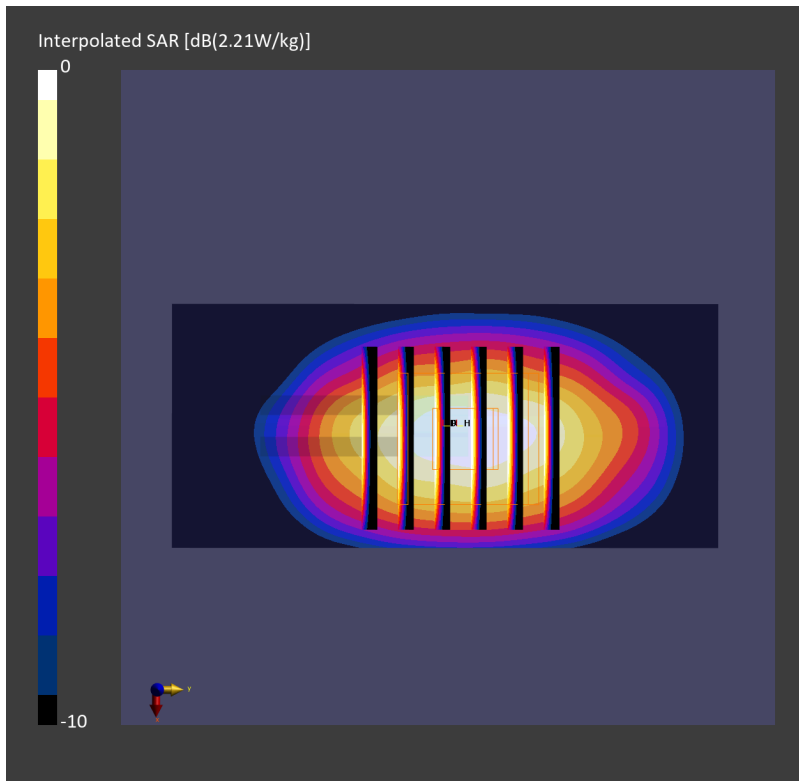
Pin=17.0dBm/Zoom Scan (30.0 mm x 30.0 mm x 30.0 mm): Measurement Grid: 6.0 mm x 6.0 mm x 1.5 mm

Power Drift = 0.01 dB

SAR (1g) = 1.73 W/kg; SAR (8g) = 0.975 W/kg; SAR (10g) = 0.916 W/kg

Smallest distance from peaks to all points 3 dB below = 9.6 mm

Ratio of SAR at M2 to SAR at M1 = 80.1 %



System Check_Head_1900MHz

DUT: D1900V2 - SN5d093

Communication System: CW; Frequency: 1900.000 MHz

Medium: HSL_1900_240209 Medium parameters used: $f=1900.000$ MHz; $\sigma=1.45$ S/m; $\epsilon_r=40.9$

Ambient Temperature: 23.3°C; Liquid Temperature: 22.3°C

DASY6 Configuration:

- Probe: EX3DV4 - SN3642; ConvF(7.88, 7.88, 7.88); Calibrated: 2023-04-26
- Sensor-Surface: 1.4 mm
- Electronics: DAE4 Sn854; Calibrated: 2023-08-17
- Phantom: Twin-SAM V5.0 (30deg probe tilt); Serial: 1884; Section: Flat
- Measurement Software: 16.2.4.2524
- UID: CW, 0--

Pin=17.0dBm/Area Scan (40.0 mm x 90.0 mm): Measurement Grid: 10.0 mm x 15.0 mm

SAR (1g) = 1.91 W/kg; SAR (10g) = 0.997 W/kg;

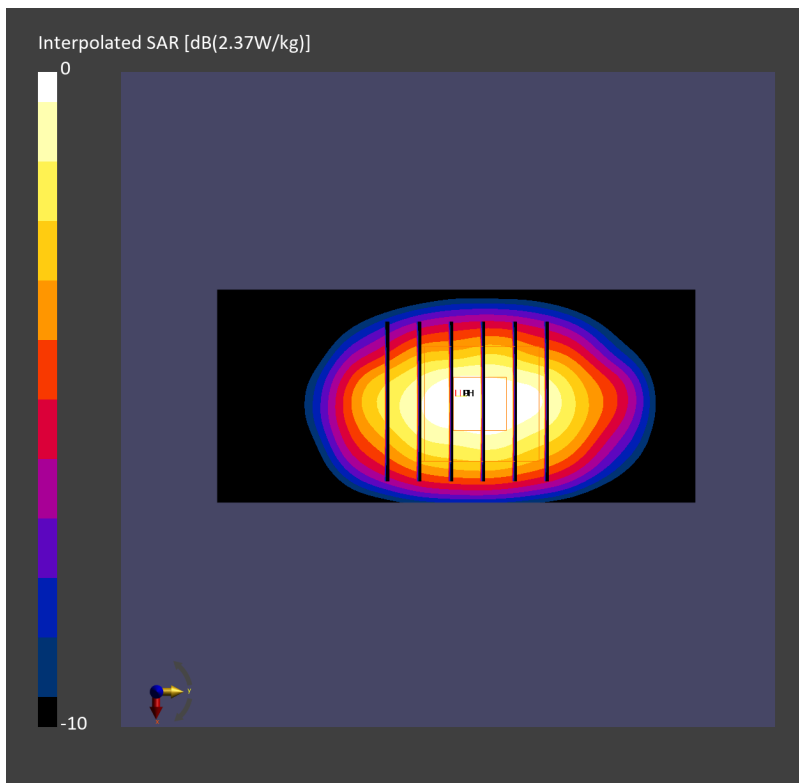
Pin=17.0dBm/Zoom Scan (30.0 mm x 30.0 mm x 30.0 mm): Measurement Grid: 6.0 mm x 6.0 mm x 1.5 mm

Power Drift = 0.02 dB

SAR (1g) = 1.93 W/kg; SAR (8g) = 1.08 W/kg; SAR (10g) = 0.992 W/kg

Smallest distance from peaks to all points 3 dB below = 9.6 mm

Ratio of SAR at M2 to SAR at M1 = 80.3 %



System Check_Head_1900MHz

DUT: D1900V2 - SN5d093

Communication System: CW; Frequency: 1900.000 MHz

Medium: HSL_1900_240212 Medium parameters used: $f=1900.000$ MHz; $\sigma=1.44$ S/m; $\epsilon_r=39.3$

Ambient Temperature: 23.6°C; Liquid Temperature: 22.6°C

DASY6 Configuration:

- Probe: EX3DV4 - SN3642; ConvF(7.88, 7.88, 7.88); Calibrated: 2023-04-26
- Sensor-Surface: 1.4 mm
- Electronics: DAE4 Sn854; Calibrated: 2023-08-17
- Phantom: Twin-SAM V5.0 (30deg probe tilt); Serial: 1884; Section: Flat
- Measurement Software: 16.2.4.2524
- UID: CW, 0--

Pin=17.0dBm/Area Scan (40.0 mm x 90.0 mm): Measurement Grid: 10.0 mm x 15.0 mm

SAR (1g) = 1.91 W/kg; SAR (10g) = 0.997 W/kg;

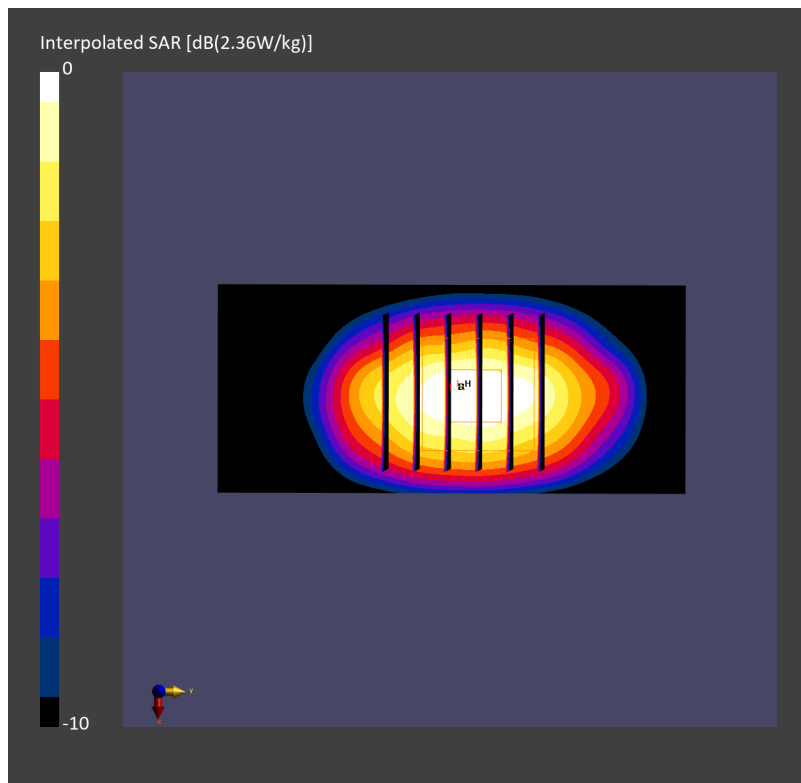
Pin=17.0dBm/Zoom Scan (30.0 mm x 30.0 mm x 30.0 mm): Measurement Grid: 6.0 mm x 6.0 mm x 1.5 mm

Power Drift = 0.01 dB

SAR (1g) = 1.93 W/kg; SAR (8g) = 1.08 W/kg; SAR (10g) = 0.990 W/kg

Smallest distance from peaks to all points 3 dB below = 9.6 mm

Ratio of SAR at M2 to SAR at M1 = 80.1 %



System Check_Head_1900MHz

DUT: D1900V2 - SN5d093

Communication System: CW; Frequency: 1900.000 MHz

Medium: HSL_1900_240228 Medium parameters used: $f=1900.000$ MHz; $\sigma=1.44$ S/m; $\epsilon_r=39.1$

Ambient Temperature: 23.8°C; Liquid Temperature: 22.8°C

DASY6 Configuration:

- Probe: EX3DV4 - SN3642; ConvF(7.88, 7.88, 7.88); Calibrated: 2023-04-26
- Sensor-Surface: 1.4 mm
- Electronics: DAE4 Sn854; Calibrated: 2023-08-17
- Phantom: Twin-SAM V5.0 (30deg probe tilt); Serial: 1884; Section: Flat
- Measurement Software: 16.2.4.2524
- UID: CW, 0--

Pin=17.0dBm/Area Scan (40.0 mm x 90.0 mm): Measurement Grid: 10.0 mm x 15.0 mm

SAR (1g) = 1.90 W/kg; SAR (10g) = 0.989 W/kg;

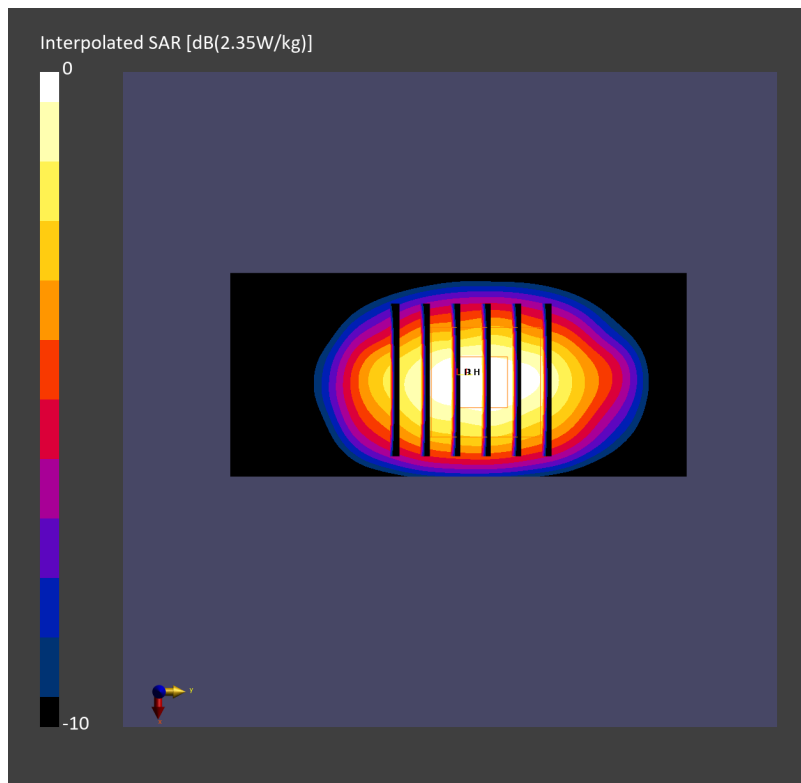
Pin=17.0dBm/Zoom Scan (30.0 mm x 30.0 mm x 30.0 mm): Measurement Grid: 6.0 mm x 6.0 mm x 1.5 mm

Power Drift = -0.01 dB

SAR (1g) = 1.91 W/kg; SAR (8g) = 1.07 W/kg; SAR (10g) = 0.982 W/kg

Smallest distance from peaks to all points 3 dB below = 9.6 mm

Ratio of SAR at M2 to SAR at M1 = 79.9 %



System Check_Head_1900MHz

DUT: D1900V2 - SN5d093

Communication System: CW; Frequency: 1900.000 MHz

Medium: HSL_1900_240304 Medium parameters used: $f=1900.000$ MHz; $\sigma=1.43$ S/m; $\epsilon_r=39.4$

Ambient Temperature: 23.7°C; Liquid Temperature: 22.7°C

DASY6 Configuration:

- Probe: EX3DV4 - SN3642; ConvF(7.88, 7.88, 7.88); Calibrated: 2023-04-26
- Sensor-Surface: 1.4 mm
- Electronics: DAE4 Sn854; Calibrated: 2023-08-17
- Phantom: Twin-SAM V5.0 (30deg probe tilt); Serial: 1884; Section: Flat
- Measurement Software: 16.2.4.2524
- UID: CW, 0--

Pin=17.0dBm/Area Scan (40.0 mm x 90.0 mm): Measurement Grid: 10.0 mm x 15.0 mm

SAR (1g) = 1.88 W/kg; SAR (10g) = 0.981 W/kg;

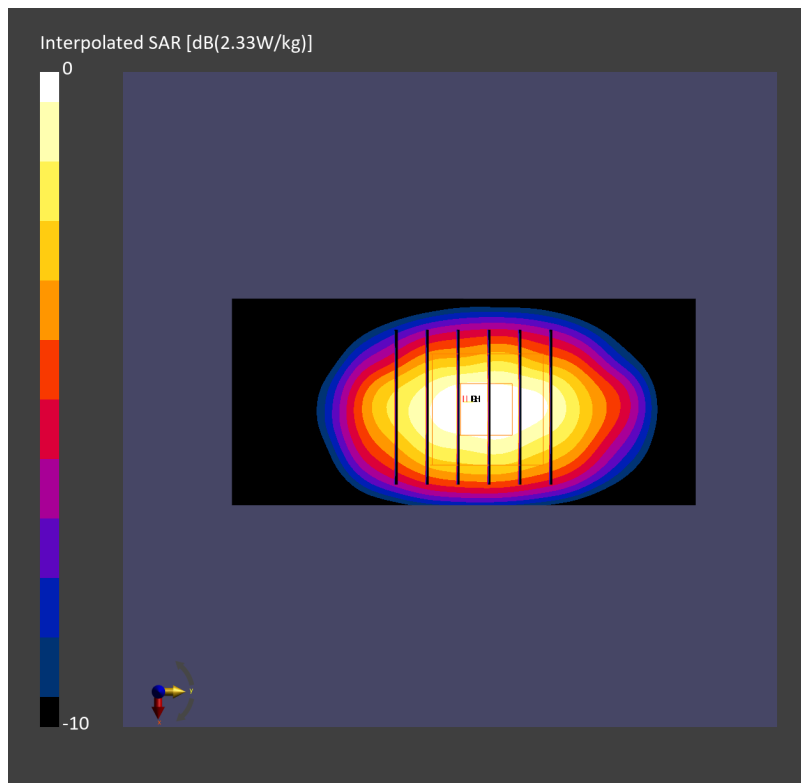
Pin=17.0dBm/Zoom Scan (30.0 mm x 30.0 mm x 30.0 mm): Measurement Grid: 6.0 mm x 6.0 mm x 1.5 mm

Power Drift = 0.01 dB

SAR (1g) = 1.90 W/kg; SAR (8g) = 1.06 W/kg; SAR (10g) = 0.974 W/kg

Smallest distance from peaks to all points 3 dB below = 9.6 mm

Ratio of SAR at M2 to SAR at M1 = 80.0 %



System Check_Head_1900MHz

DUT: D1900V2 - SN5d093

Communication System: CW; Frequency: 1900.000 MHz

Medium: HSL_1900_240313 Medium parameters used: $f=1900.000$ MHz; $\sigma=1.43$ S/m; $\epsilon_r=39.3$

Ambient Temperature: 23.1°C; Liquid Temperature: 22.1°C

DASY6 Configuration:

- Probe: EX3DV4 - SN3642; ConvF(7.88, 7.88, 7.88); Calibrated: 2023-04-26
- Sensor-Surface: 1.4 mm
- Electronics: DAE4 Sn854; Calibrated: 2023-08-17
- Phantom: Twin-SAM V5.0 (30deg probe tilt); Serial: 1884; Section: Flat
- Measurement Software: 16.2.4.2524
- UID: CW, 0--

Pin=17.0dBm/Area Scan (40.0 mm x 90.0 mm): Measurement Grid: 10.0 mm x 15.0 mm

SAR (1g) = 1.89 W/kg; SAR (10g) = 0.972 W/kg;

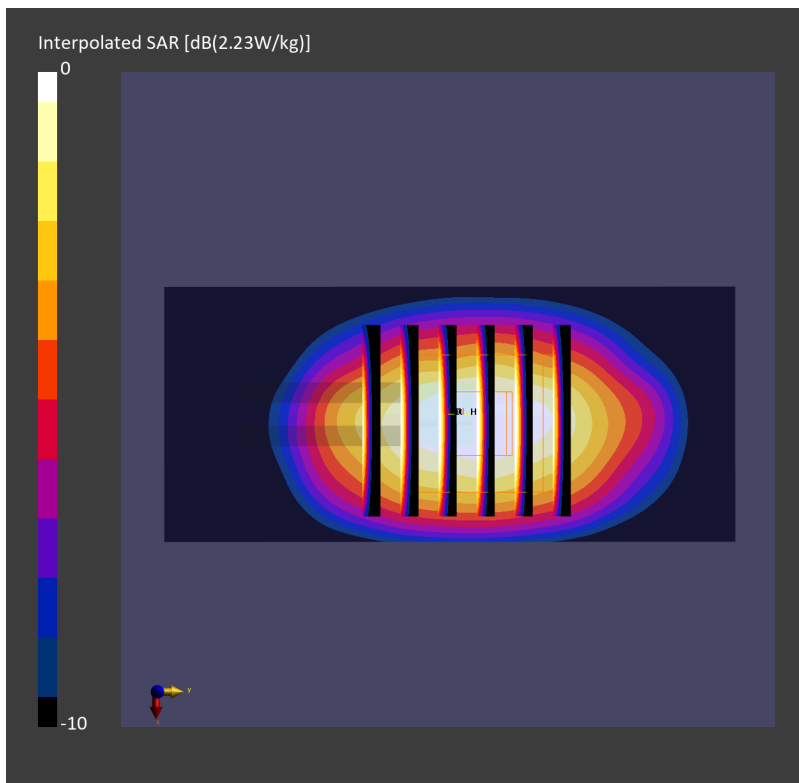
Pin=17.0dBm/Zoom Scan (30.0 mm x 30.0 mm x 30.0 mm): Measurement Grid: 6.0 mm x 6.0 mm x 1.5 mm

Power Drift = 0.02 dB

SAR (1g) = 1.92 W/kg; SAR (8g) = 1.11 W/kg; SAR (10g) = 0.974 W/kg

Smallest distance from peaks to all points 3 dB below = 9.8 mm

Ratio of SAR at M2 to SAR at M1 = 79.5 %



System Check_Head_2300MHz

DUT: D2300V2 - SN1088

Communication System: CW; Frequency: 2300.000 MHz

Medium: HSL_2300_240211 Medium parameters used: $f=2300.000$ MHz; $\sigma=1.63$ S/m; $\epsilon_r=39.0$

Ambient Temperature: 23.4°C; Liquid Temperature: 22.4°C

DASY6 Configuration:

- Probe: EX3DV4 - SN3642; ConvF(7.61, 7.61, 7.61); Calibrated: 2023-04-26
- Sensor-Surface: 1.4 mm
- Electronics: DAE4 Sn854; Calibrated: 2023-08-17
- Phantom: Twin-SAM V5.0 (30deg probe tilt); Serial: 1884; Section: Flat
- Measurement Software: 16.2.4.2524
- UID: CW, 0--

Pin=17.0dBm/Area Scan (40.0 mm x 80.0 mm): Measurement Grid: 10.0 mm x 10.0 mm

SAR (1g) = 2.12 W/kg; SAR (10g) = 1.02 W/kg;

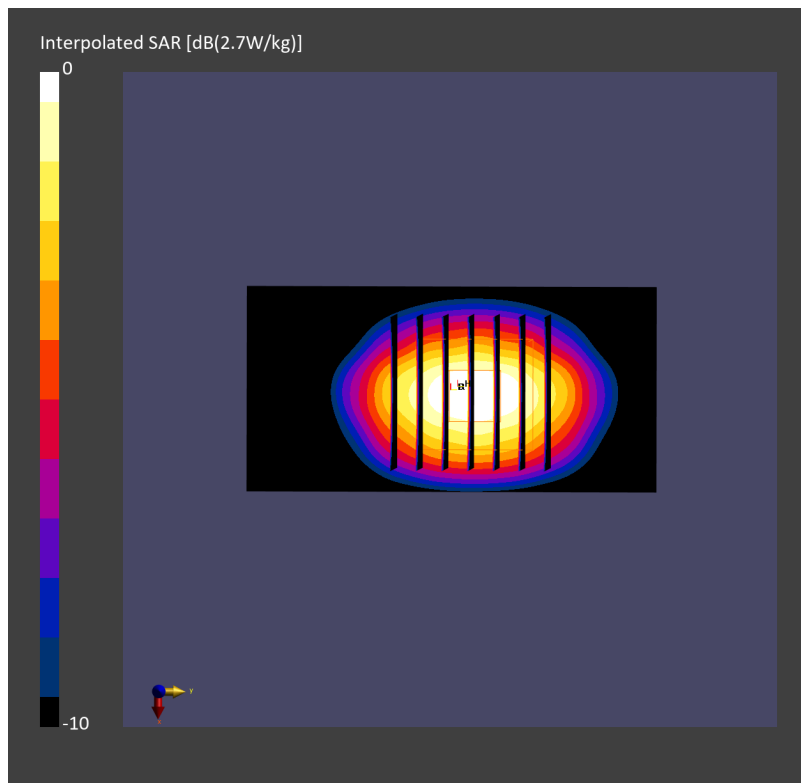
Pin=17.0dBm/Zoom Scan (30.0 mm x 30.0 mm x 30.0 mm): Measurement Grid: 5.0 mm x 5.0 mm x 1.5 mm

Power Drift = 0.02 dB

SAR (1g) = 2.34 W/kg; SAR (8g) = 1.25 W/kg; SAR (10g) = 1.14 W/kg

Smallest distance from peaks to all points 3 dB below = 9.0 mm

Ratio of SAR at M2 to SAR at M1 = 78.0 %



System Check_Head_2300MHz

DUT: D2300V2 - SN1088

Communication System: CW; Frequency: 2300.000 MHz

Medium: HSL_2300_240220 Medium parameters used: $f=2300.000$ MHz; $\sigma=1.65$ S/m; $\epsilon_r=39.3$

Ambient Temperature: 23.5°C; Liquid Temperature: 22.5°C

DASY6 Configuration:

- Probe: EX3DV4 - SN3642; ConvF(7.61, 7.61, 7.61); Calibrated: 2023-04-26
- Sensor-Surface: 1.4 mm
- Electronics: DAE4 Sn854; Calibrated: 2023-08-17
- Phantom: Twin-SAM V5.0 (30deg probe tilt); Serial: 1884; Section: Flat
- Measurement Software: 16.2.4.2524
- UID: CW, 0--

Pin=17.0dBm/Area Scan (40.0 mm x 80.0 mm): Measurement Grid: 10.0 mm x 10.0 mm

SAR (1g) = 2.15 W/kg; SAR (10g) = 1.03 W/kg;

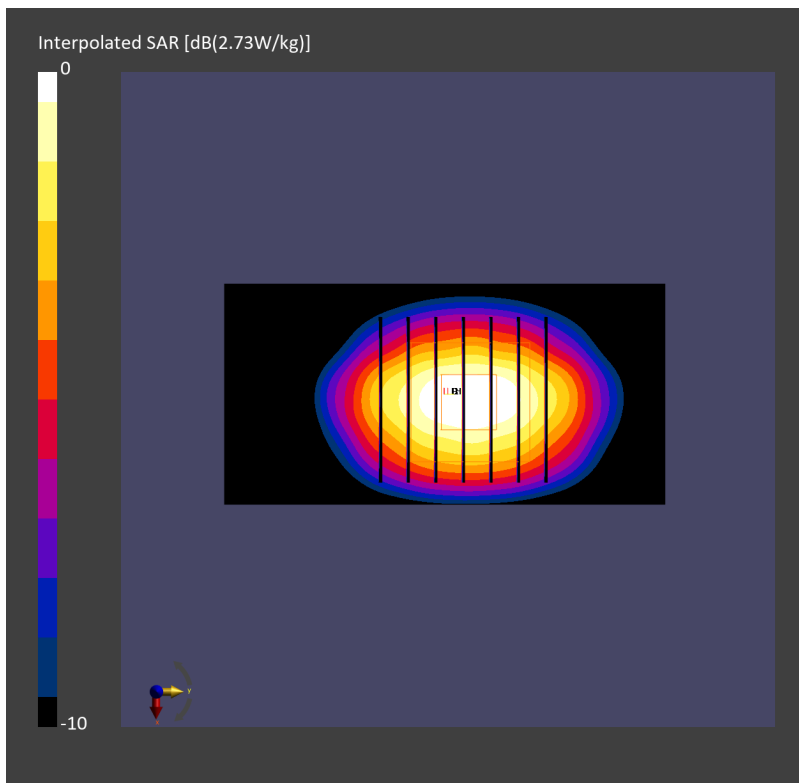
Pin=17.0dBm/Zoom Scan (30.0 mm x 30.0 mm x 30.0 mm): Measurement Grid: 5.0 mm x 5.0 mm x 1.5 mm

Power Drift = -0.02 dB

SAR (1g) = 2.31 W/kg; SAR (8g) = 1.22 W/kg; SAR (10g) = 1.12 W/kg

Smallest distance from peaks to all points 3 dB below = 9.0 mm

Ratio of SAR at M2 to SAR at M1 = 78.5 %



System Check_Head_2600MHz

DUT: D2600V2 - SN1008

Communication System: CW; Frequency: 2600.000 MHz

Medium: HSL_2600_240211 Medium parameters used: $f=2600.000$ MHz; $\sigma=1.96$ S/m; $\epsilon_r=37.9$

Ambient Temperature: 23.4°C; Liquid Temperature: 22.4°C

DASY6 Configuration:

- Probe: EX3DV4 - SN3642; ConvF(7.2, 7.2, 7.2); Calibrated: 2023-04-26
- Sensor-Surface: 1.4 mm
- Electronics: DAE4 Sn854; Calibrated: 2023-08-17
- Phantom: Twin-SAM V5.0 (30deg probe tilt); Serial: 1884; Section: Flat
- Measurement Software: 16.2.4.2524
- UID: CW, 0--

Pin=17.0dBm/Area Scan (40.0 mm x 80.0 mm): Measurement Grid: 10.0 mm x 10.0 mm

SAR (1g) = 2.59 W/kg; SAR (10g) = 1.16 W/kg;

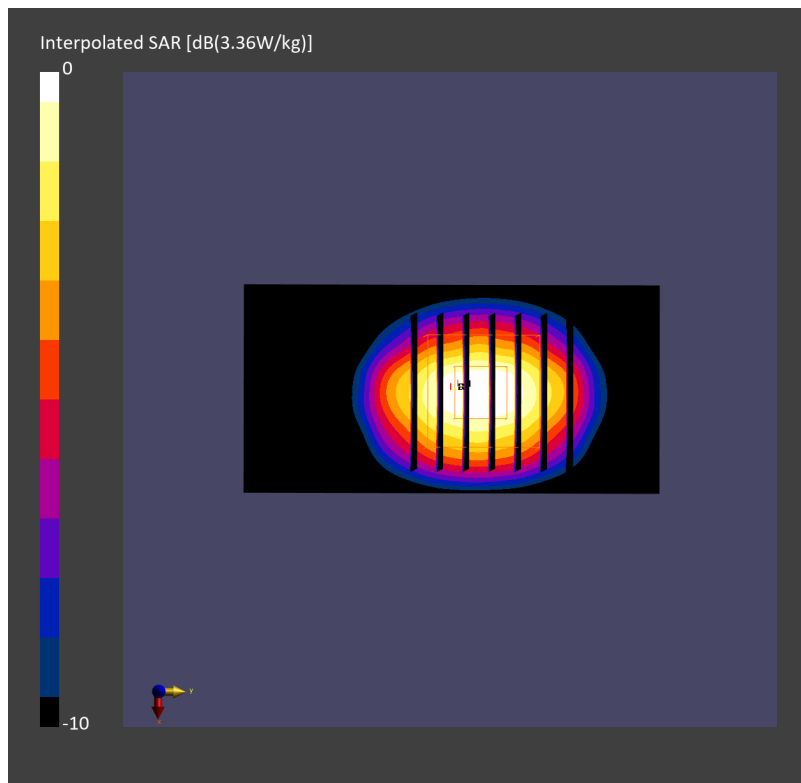
Pin=17.0dBm/Zoom Scan (30.0 mm x 30.0 mm x 30.0 mm): Measurement Grid: 5.0 mm x 5.0 mm x 1.5 mm

Power Drift = 0.01 dB

SAR (1g) = 2.68 W/kg; SAR (8g) = 1.33 W/kg; SAR (10g) = 1.20 W/kg

Smallest distance from peaks to all points 3 dB below = 9.0 mm

Ratio of SAR at M2 to SAR at M1 = 77.3 %



System Check_Head_2600MHz

DUT: D2600V2 - SN1008

Communication System: CW; Frequency: 2600.000 MHz

Medium: HSL_2600_240215 Medium parameters used: $f=2600.000$ MHz; $\sigma=1.97$ S/m; $\epsilon_r=38.0$

Ambient Temperature: 23.8°C; Liquid Temperature: 22.8°C

DASY6 Configuration:

- Probe: EX3DV4 - SN3642; ConvF(7.2, 7.2, 7.2); Calibrated: 2023-04-26
- Sensor-Surface: 1.4 mm
- Electronics: DAE4 Sn854; Calibrated: 2023-08-17
- Phantom: Twin-SAM V5.0 (30deg probe tilt); Serial: 1884; Section: Flat
- Measurement Software: 16.2.4.2524
- UID: CW, 0--

Pin=17.0dBm/Area Scan (40.0 mm x 80.0 mm): Measurement Grid: 10.0 mm x 10.0 mm

SAR (1g) = 2.59 W/kg; SAR (10g) = 1.16 W/kg;

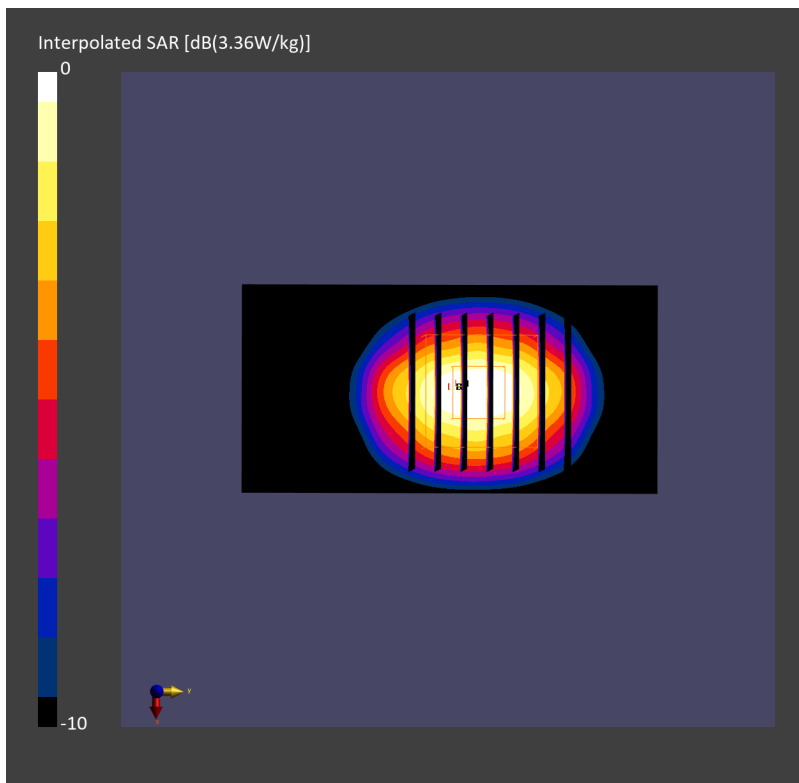
Pin=17.0dBm/Zoom Scan (30.0 mm x 30.0 mm x 30.0 mm): Measurement Grid: 5.0 mm x 5.0 mm x 1.5 mm

Power Drift = -0.01 dB

SAR (1g) = 2.70 W/kg; SAR (8g) = 1.34 W/kg; SAR (10g) = 1.21 W/kg

Smallest distance from peaks to all points 3 dB below = 9.0 mm

Ratio of SAR at M2 to SAR at M1 = 76.9 %



System Check_Head_2600MHz

DUT: D2600V2 - SN1008

Communication System: CW; Frequency: 2600.000 MHz

Medium: HSL_2600_240219 Medium parameters used: $f=2600.000$ MHz; $\sigma=1.98$ S/m; $\epsilon_r=38.2$

Ambient Temperature: 23.5°C; Liquid Temperature: 22.5°C

DASY6 Configuration:

- Probe: EX3DV4 - SN3642; ConvF(7.2, 7.2, 7.2); Calibrated: 2023-04-26
- Sensor-Surface: 1.4 mm
- Electronics: DAE4 Sn854; Calibrated: 2023-08-17
- Phantom: Twin-SAM V5.0 (30deg probe tilt); Serial: 1884; Section: Flat
- Measurement Software: 16.2.4.2524
- UID: CW, 0--

Pin=17.0dBm/Area Scan (40.0 mm x 80.0 mm): Measurement Grid: 10.0 mm x 10.0 mm

SAR (1g) = 2.63 W/kg; SAR (10g) = 1.18 W/kg;

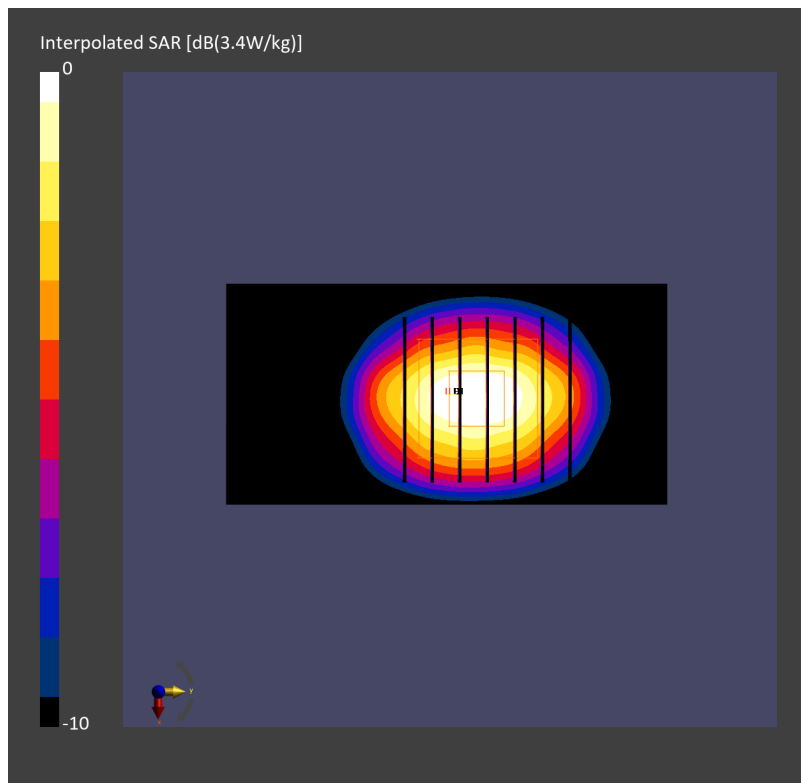
Pin=17.0dBm/Zoom Scan (30.0 mm x 30.0 mm x 30.0 mm): Measurement Grid: 5.0 mm x 5.0 mm x 1.5 mm

Power Drift = 0.01 dB

SAR (1g) = 2.71 W/kg; SAR (8g) = 1.34 W/kg; SAR (10g) = 1.21 W/kg

Smallest distance from peaks to all points 3 dB below = 9.0 mm

Ratio of SAR at M2 to SAR at M1 = 77.4 %



System Check_Head_2600MHz

DUT: D2600V2 - SN1008

Communication System: CW; Frequency: 2600.000 MHz

Medium: HSL_2600_240301 Medium parameters used: $f=2600.000$ MHz; $\sigma=1.95$ S/m; $\epsilon_r=39.3$

Ambient Temperature: 23.3°C; Liquid Temperature: 22.3°C

DASY6 Configuration:

- Probe: EX3DV4 - SN3642; ConvF(7.2, 7.2, 7.2); Calibrated: 2023-04-26
- Sensor-Surface: 1.4 mm
- Electronics: DAE4 Sn854; Calibrated: 2023-08-17
- Phantom: Twin-SAM V5.0 (30deg probe tilt); Serial: 1884; Section: Flat
- Measurement Software: 16.2.4.2524
- UID: CW, 0--

Pin=17.0dBm/Area Scan (40.0 mm x 80.0 mm): Measurement Grid: 10.0 mm x 10.0 mm

SAR (1g) = 2.63 W/kg; SAR (10g) = 1.21 W/kg;

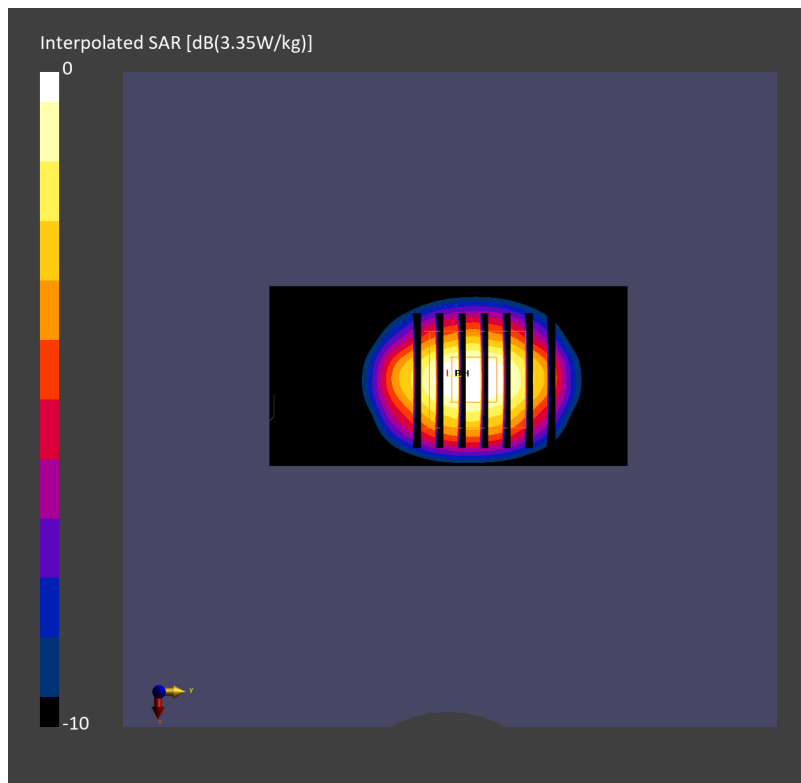
Pin=17.0dBm/Zoom Scan (30.0 mm x 30.0 mm x 30.0 mm): Measurement Grid: 5.0 mm x 5.0 mm x 1.5 mm

Power Drift = 0.00 dB

SAR (1g) = 2.75 W/kg; SAR (8g) = 1.34 W/kg; SAR (10g) = 1.22 W/kg

Smallest distance from peaks to all points 3 dB below = 8.8 mm

Ratio of SAR at M2 to SAR at M1 = 75.4 %



System Check_Head_2600MHz

DUT: D2600V2 - SN1008

Communication System: CW; Frequency: 2600.000 MHz

Medium: HSL_2600_240306 Medium parameters used: $f=2600.000$ MHz; $\sigma=2.00$ S/m; $\epsilon_r=38.9$

Ambient Temperature: 23.8°C; Liquid Temperature: 22.8°C

DASY6 Configuration:

- Probe: EX3DV4 - SN3642; ConvF(7.2, 7.2, 7.2); Calibrated: 2023-04-26
- Sensor-Surface: 1.4 mm
- Electronics: DAE4 Sn854; Calibrated: 2023-08-17
- Phantom: Twin-SAM V5.0 (30deg probe tilt); Serial: 1884; Section: Flat
- Measurement Software: 16.2.4.2524
- UID: CW, 0--

Pin=17.0dBm/Area Scan (40.0 mm x 80.0 mm): Measurement Grid: 10.0 mm x 10.0 mm

SAR (1g) = 2.64 W/kg; SAR (10g) = 1.18 W/kg;

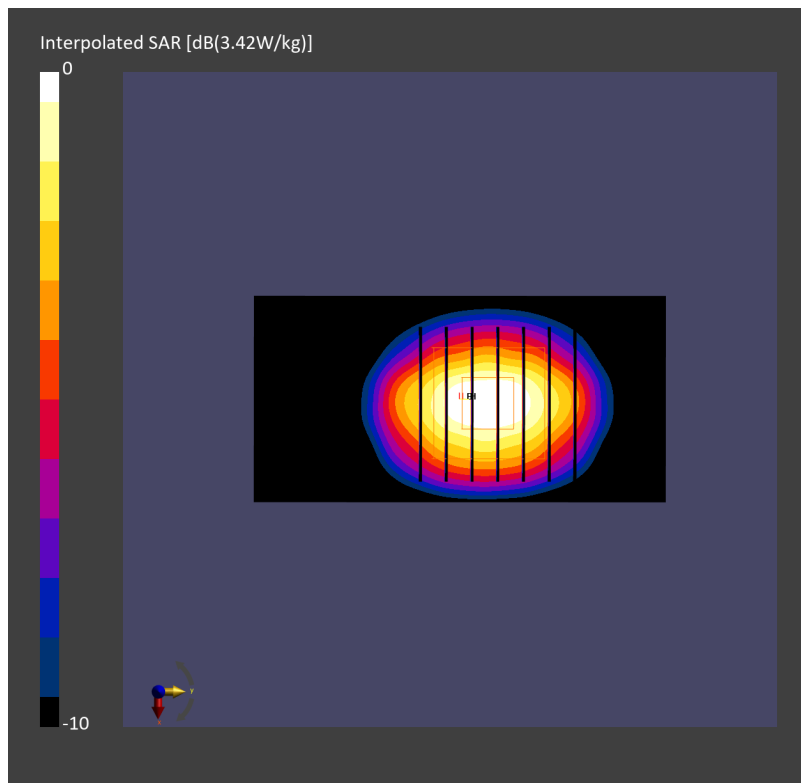
Pin=17.0dBm/Zoom Scan (30.0 mm x 30.0 mm x 30.0 mm): Measurement Grid: 5.0 mm x 5.0 mm x 1.5 mm

Power Drift = 0.01 dB

SAR (1g) = 2.63 W/kg; SAR (8g) = 1.30 W/kg; SAR (10g) = 1.17 W/kg

Smallest distance from peaks to all points 3 dB below = 9.0 mm

Ratio of SAR at M2 to SAR at M1 = 77.3 %



System Check_Head_2600MHz

DUT: D2600V2 - SN1008

Communication System: CW; Frequency: 2600.000 MHz

Medium: HSL_2600_240307 Medium parameters used: $f=2600.000$ MHz; $\sigma=1.99$ S/m; $\epsilon_r=38.8$

Ambient Temperature: 23.4°C; Liquid Temperature: 22.4°C

DASY6 Configuration:

- Probe: EX3DV4 - SN3642; ConvF(7.2, 7.2, 7.2); Calibrated: 2023-04-26
- Sensor-Surface: 1.4 mm
- Electronics: DAE4 Sn854; Calibrated: 2023-08-17
- Phantom: Twin-SAM V5.0 (30deg probe tilt); Serial: 1884; Section: Flat
- Measurement Software: 16.2.4.2524
- UID: CW, 0--

Pin=17.0dBm/Area Scan (40.0 mm x 80.0 mm): Measurement Grid: 10.0 mm x 10.0 mm

SAR (1g) = 2.65 W/kg; SAR (10g) = 1.18 W/kg;

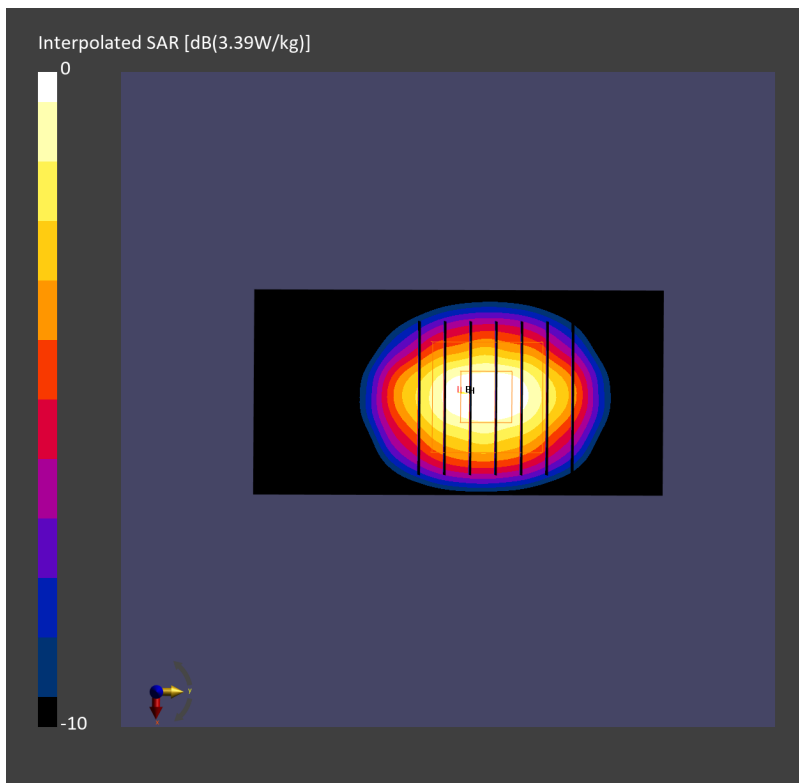
Pin=17.0dBm/Zoom Scan (30.0 mm x 30.0 mm x 30.0 mm): Measurement Grid: 5.0 mm x 5.0 mm x 1.5 mm

Power Drift = -0.01 dB

SAR (1g) = 2.66 W/kg; SAR (8g) = 1.32 W/kg; SAR (10g) = 1.19 W/kg

Smallest distance from peaks to all points 3 dB below = 9.0 mm

Ratio of SAR at M2 to SAR at M1 = 77.5 %



System Check_Head_2600MHz

DUT: D2600V2 - SN1008

Communication System: CW; Frequency: 2600.000 MHz

Medium: HSL_2600_240314 Medium parameters used: $f=2600.000$ MHz; $\sigma=1.94$ S/m; $\epsilon_r=39.2$

Ambient Temperature: 23.2°C; Liquid Temperature: 22.2°C

DASY6 Configuration:

- Probe: EX3DV4 - SN3642; ConvF(7.2, 7.2, 7.2); Calibrated: 2023-04-26
- Sensor-Surface: 1.4 mm
- Electronics: DAE4 Sn854; Calibrated: 2023-08-17
- Phantom: Twin-SAM V5.0 (30deg probe tilt); Serial: 1884; Section: Flat
- Measurement Software: 16.2.4.2524
- UID: CW, 0--

Pin=17.0dBm/Area Scan (40.0 mm x 80.0 mm): Measurement Grid: 10.0 mm x 10.0 mm

SAR (1g) = 2.75 W/kg; SAR (10g) = 1.22 W/kg;

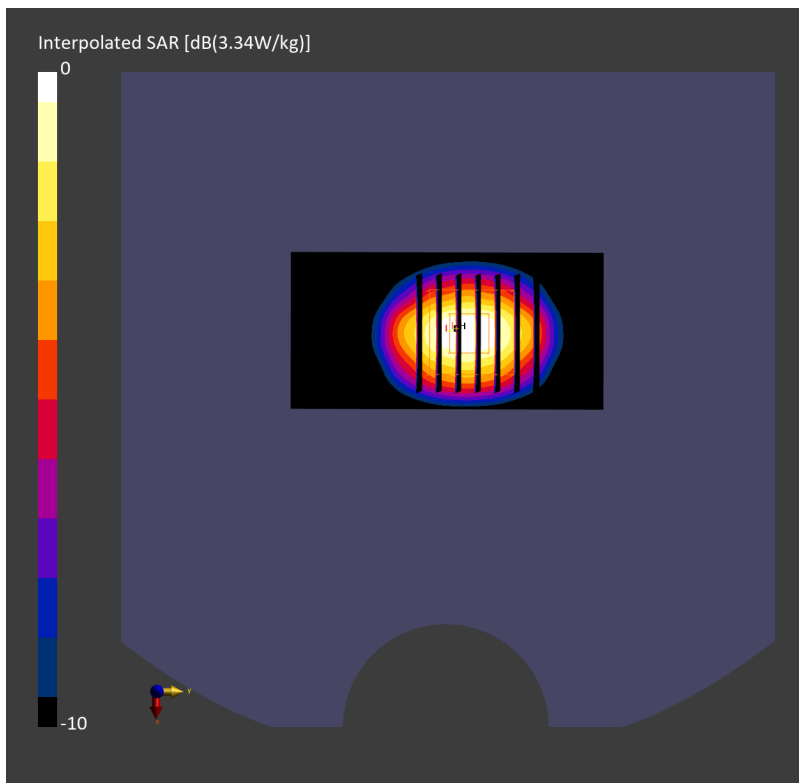
Pin=17.0dBm/Zoom Scan (30.0 mm x 30.0 mm x 30.0 mm): Measurement Grid: 5.0 mm x 5.0 mm x 1.5 mm

Power Drift = 0.02 dB

SAR (1g) = 2.76 W/kg; SAR (8g) = 1.36 W/kg; SAR (10g) = 1.23 W/kg

Smallest distance from peaks to all points 3 dB below = 9.2 mm

Ratio of SAR at M2 to SAR at M1 = 77.5 %



System Check_Head_3500MHz

DUT: D3500V2 - SN1014

Communication System: CW; Frequency: 3500.000 MHz

Medium: HSL_3500_240214 Medium parameters used: $f= 3500.000$ MHz; $\sigma= 2.87$ S/m; $\epsilon_r = 37.7$

Ambient Temperature: 23.7°C; Liquid Temperature: 22.7°C

DASY6 Configuration:

- Probe: EX3DV4 - SN3642; ConvF(6.66, 6.66, 6.66); Calibrated: 2023-04-26
- Sensor-Surface: 1.4 mm
- Electronics: DAE4 Sn854; Calibrated: 2023-08-17
- Phantom: Twin-SAM V5.0 (30deg probe tilt); Serial: 1884; Section: Flat
- Measurement Software: 16.2.4.2524
- UID: CW, 0--

Pin=17.0dBm/Area Scan (40.0 mm x 80.0 mm): Measurement Grid: 10.0 mm x 10.0 mm

SAR (1g) = 3.13 W/kg; SAR (10g) = 1.21 W/kg;

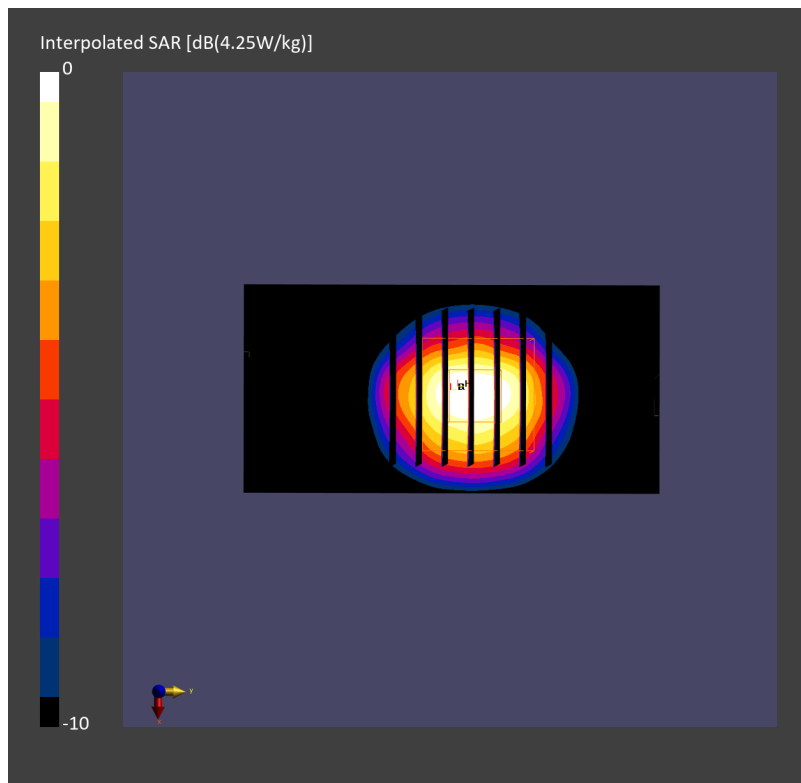
Pin=17.0dBm/Zoom Scan (28.0 mm x 28.0 mm x 28.0 mm): Measurement Grid: 5.0 mm x 5.0 mm x 1.4 mm

Power Drift = -0.01 dB

SAR (1g) = 3.16 W/kg; SAR (8g) = 1.36 W/kg; SAR (10g) = 1.20 W/kg

Smallest distance from peaks to all points 3 dB below = 8.6 mm

Ratio of SAR at M2 to SAR at M1 = 76.4 %



System Check_Head_3500MHz

DUT: D3500V2 - SN1014

Communication System: CW; Frequency: 3500.000 MHz

Medium: HSL_3500_240223 Medium parameters used: $f=3500.000$ MHz; $\sigma=2.88$ S/m; $\epsilon_r=37.9$

Ambient Temperature: 23.4°C; Liquid Temperature: 22.4°C

DASY6 Configuration:

- Probe: EX3DV4 - SN3642; ConvF(6.66, 6.66, 6.66); Calibrated: 2023-04-26
- Sensor-Surface: 1.4 mm
- Electronics: DAE4 Sn854; Calibrated: 2023-08-17
- Phantom: Twin-SAM V5.0 (30deg probe tilt); Serial: 1884; Section: Flat
- Measurement Software: 16.2.4.2524
- UID: CW, 0--

Pin=17.0dBm/Area Scan (40.0 mm x 80.0 mm): Measurement Grid: 10.0 mm x 10.0 mm

SAR (1g) = 3.15 W/kg; SAR (10g) = 1.22 W/kg;

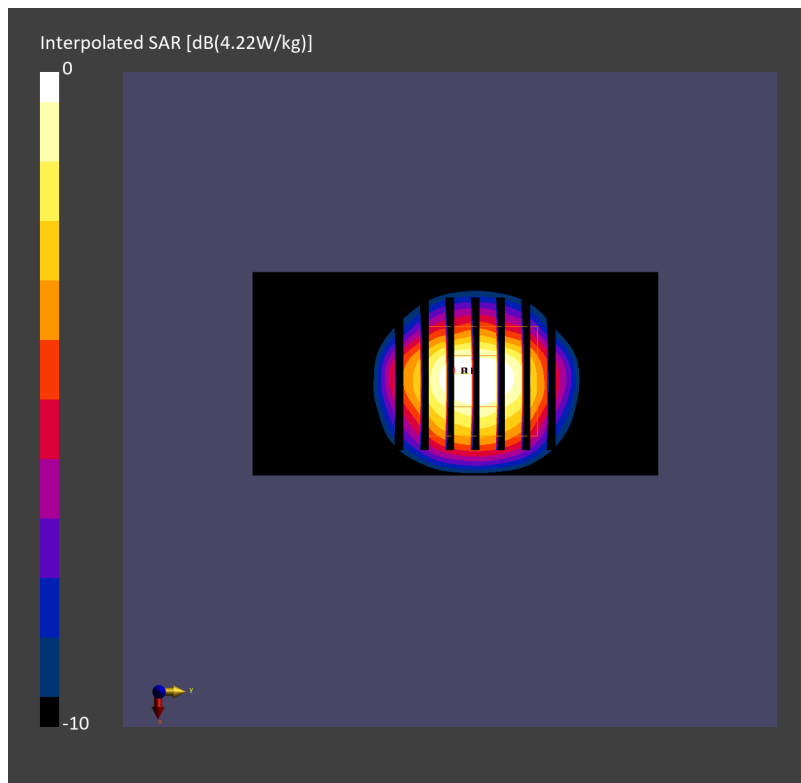
Pin=17.0dBm/Zoom Scan (28.0 mm x 28.0 mm x 28.0 mm): Measurement Grid: 5.0 mm x 5.0 mm x 1.4 mm

Power Drift = -0.01 dB

SAR (1g) = 3.17 W/kg; SAR (8g) = 1.37 W/kg; SAR (10g) = 1.21 W/kg

Smallest distance from peaks to all points 3 dB below = 8.4 mm

Ratio of SAR at M2 to SAR at M1 = 75.2 %



System Check_Head_3500MHz

DUT: D3500V2 - SN1014

Communication System: CW; Frequency: 3500.000 MHz

Medium: HSL_3500_240302 Medium parameters used: $f=3500.000$ MHz; $\sigma=2.90$ S/m; $\epsilon_r=37.9$

Ambient Temperature: 23.7°C; Liquid Temperature: 22.7°C

DASY6 Configuration:

- Probe: EX3DV4 - SN3642; ConvF(6.66, 6.66, 6.66); Calibrated: 2023-04-26
- Sensor-Surface: 1.4 mm
- Electronics: DAE4 Sn854; Calibrated: 2023-08-17
- Phantom: Twin-SAM V5.0 (30deg probe tilt); Serial: 1884; Section: Flat
- Measurement Software: 16.2.4.2524
- UID: CW, 0--

Pin=17.0dBm/Area Scan (40.0 mm x 80.0 mm): Measurement Grid: 10.0 mm x 10.0 mm

SAR (1g) = 3.17 W/kg; SAR (10g) = 1.23 W/kg;

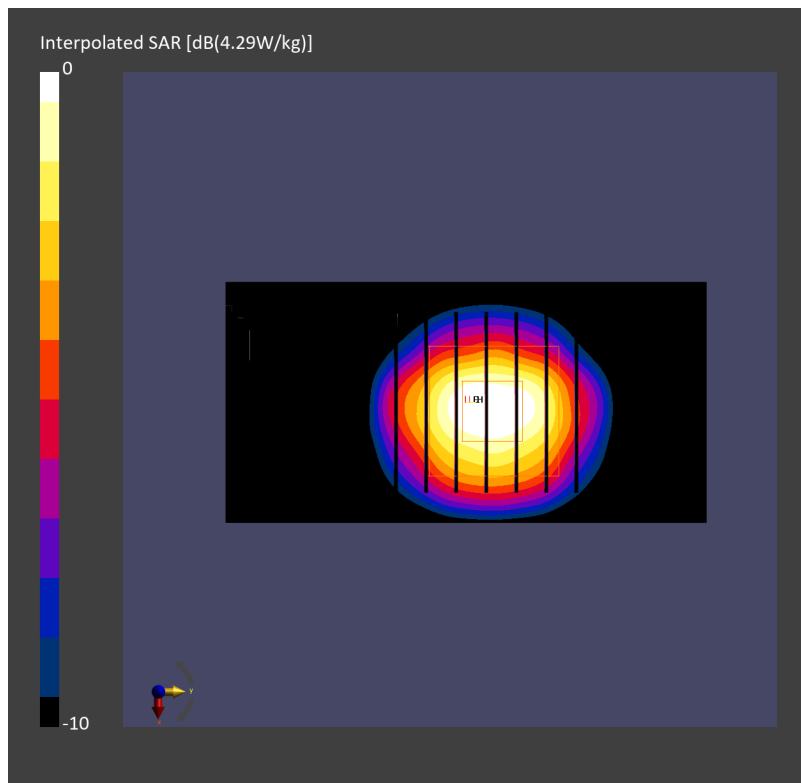
Pin=17.0dBm/Zoom Scan (28.0 mm x 28.0 mm x 28.0 mm): Measurement Grid: 5.0 mm x 5.0 mm x 1.4 mm

Power Drift = 0.01 dB

SAR (1g) = 3.18 W/kg; SAR (8g) = 1.37 W/kg; SAR (10g) = 1.21 W/kg

Smallest distance from peaks to all points 3 dB below = 8.6 mm

Ratio of SAR at M2 to SAR at M1 = 76.3 %



System Check_Head_3500MHz

DUT: D3500V2 - SN1014

Communication System: CW; Frequency: 3500.000 MHz

Medium: HSL_3500_240308 Medium parameters used: $f=3500.000$ MHz; $\sigma=2.89$ S/m; $\epsilon_r=37.7$

Ambient Temperature: 23.5°C; Liquid Temperature: 22.5°C

DASY6 Configuration:

- Probe: EX3DV4 - SN3642; ConvF(6.66, 6.66, 6.66); Calibrated: 2023-04-26
- Sensor-Surface: 1.4 mm
- Electronics: DAE4 Sn854; Calibrated: 2023-08-17
- Phantom: Twin-SAM V5.0 (30deg probe tilt); Serial: 1884; Section: Flat
- Measurement Software: 16.2.4.2524
- UID: CW, 0--

Pin=17.0dBm/Area Scan (40.0 mm x 80.0 mm): Measurement Grid: 10.0 mm x 10.0 mm

SAR (1g) = 3.14 W/kg; SAR (10g) = 1.22 W/kg;

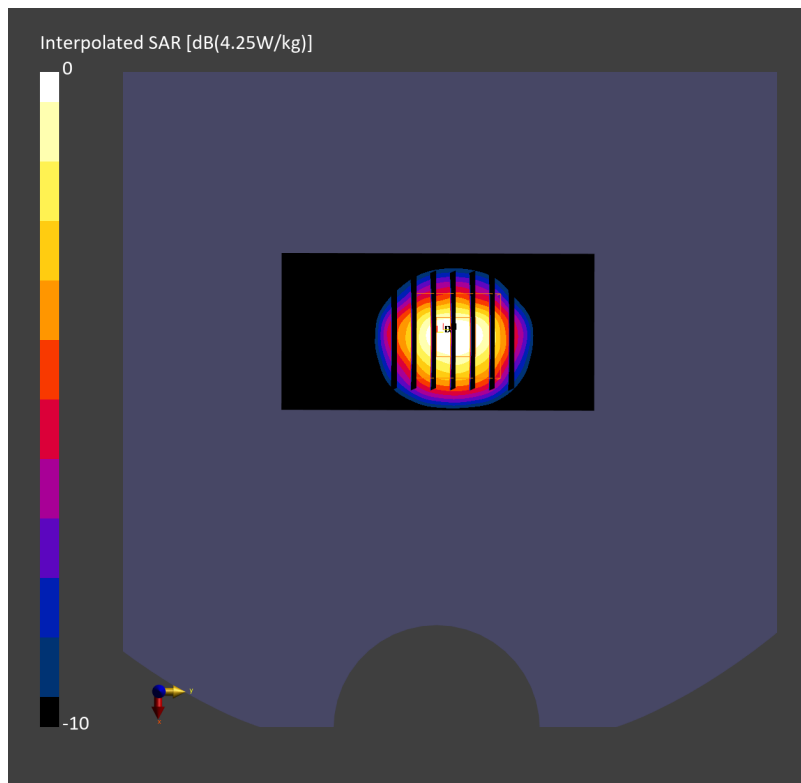
Pin=17.0dBm/Zoom Scan (28.0 mm x 28.0 mm x 28.0 mm): Measurement Grid: 5.0 mm x 5.0 mm x 1.4 mm

Power Drift = 0.01 dB

SAR (1g) = 3.17 W/kg; SAR (8g) = 1.37 W/kg; SAR (10g) = 1.21 W/kg

Smallest distance from peaks to all points 3 dB below = 8.6 mm

Ratio of SAR at M2 to SAR at M1 = 76.0 %



System Check_Head_3700MHz

DUT: D3700V2 - SN1022

Communication System: CW; Frequency: 3700.000 MHz

Medium: HSL_3700_240214 Medium parameters used: $f=3700.000$ MHz; $\sigma=3.06$ S/m; $\epsilon_r=37.6$

Ambient Temperature: 23.7°C; Liquid Temperature: 22.7°C

DASY6 Configuration:

- Probe: EX3DV4 - SN3642; ConvF(6.42, 6.42, 6.42); Calibrated: 2023-04-26
- Sensor-Surface: 1.4 mm
- Electronics: DAE4 Sn854; Calibrated: 2023-08-17
- Phantom: Twin-SAM V5.0 (30deg probe tilt); Serial: 1884; Section: Flat
- Measurement Software: 16.2.4.2524
- UID: CW, 0--

Pin=17.0dBm/Area Scan (40.0 mm x 80.0 mm): Measurement Grid: 10.0 mm x 10.0 mm

SAR (1g) = 3.18 W/kg; SAR (10g) = 1.20 W/kg;

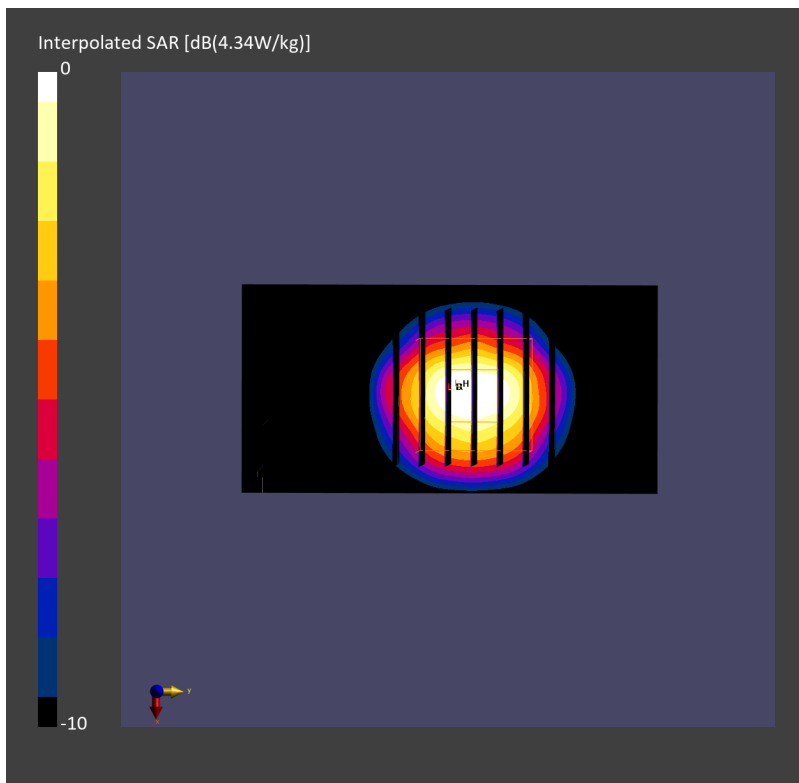
Pin=17.0dBm/Zoom Scan (28.0 mm x 28.0 mm x 28.0 mm): Measurement Grid: 5.0 mm x 5.0 mm x 1.4 mm

Power Drift = 0.03 dB

SAR (1g) = 3.21 W/kg; SAR (8g) = 1.35 W/kg; SAR (10g) = 1.19 W/kg

Smallest distance from peaks to all points 3 dB below = 8.1 mm

Ratio of SAR at M2 to SAR at M1 = 74.7 %



System Check_Head_3700MHz

DUT: D3700V2 - SN1022

Communication System: CW; Frequency: 3700.000 MHz

Medium: HSL_3700_240225 Medium parameters used: $f=3700.000$ MHz; $\sigma=3.07$ S/m; $\epsilon_r=37.7$

Ambient Temperature: 23.7°C; Liquid Temperature: 22.7°C

DASY6 Configuration:

- Probe: EX3DV4 - SN3642; ConvF(6.42, 6.42, 6.42); Calibrated: 2023-04-26
- Sensor-Surface: 1.4 mm
- Electronics: DAE4 Sn854; Calibrated: 2023-08-17
- Phantom: Twin-SAM V5.0 (30deg probe tilt); Serial: 1884; Section: Flat
- Measurement Software: 16.2.4.2524
- UID: CW, 0--

Pin=17.0dBm/Area Scan (40.0 mm x 80.0 mm): Measurement Grid: 10.0 mm x 10.0 mm

SAR (1g) = 3.19 W/kg; SAR (10g) = 1.20 W/kg;

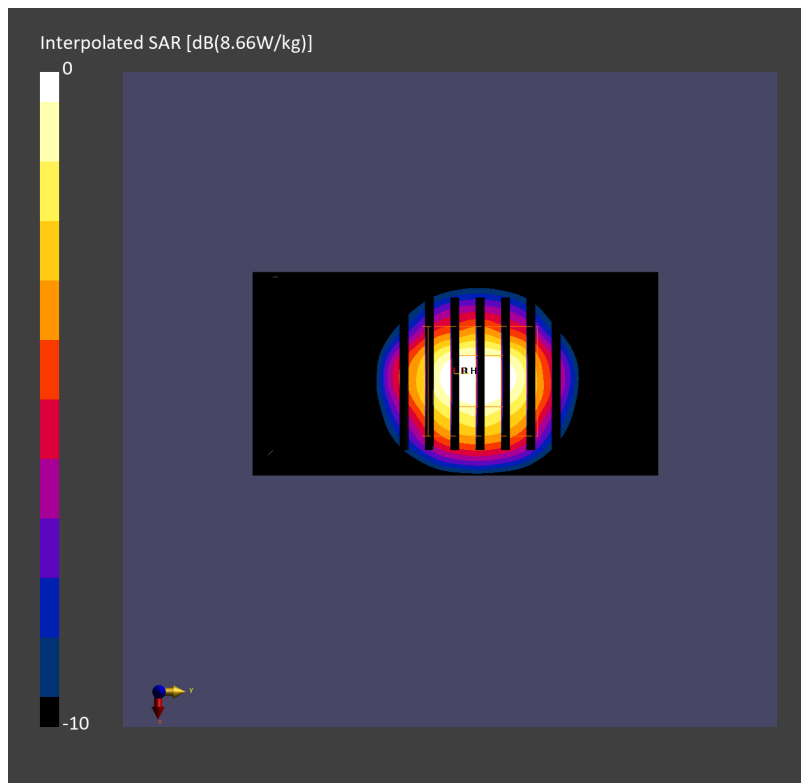
Pin=17.0dBm/Zoom Scan (28.0 mm x 28.0 mm x 28.0 mm): Measurement Grid: 5.0 mm x 5.0 mm x 1.4 mm

Power Drift = 0.04 dB

SAR (1g) = 3.23 W/kg; SAR (8g) = 1.36 W/kg; SAR (10g) = 1.20 W/kg

Smallest distance from peaks to all points 3 dB below = 8.3 mm

Ratio of SAR at M2 to SAR at M1 = 72.4 %



System Check_Head_3700MHz

DUT: D3700V2 - SN1022

Communication System: CW; Frequency: 3700.000 MHz

Medium: HSL_3700_240302 Medium parameters used: $f=3700.000$ MHz; $\sigma=3.11$ S/m; $\epsilon_r=37.7$

Ambient Temperature: 23.7°C; Liquid Temperature: 22.7°C

DASY6 Configuration:

- Probe: EX3DV4 - SN3642; ConvF(6.42, 6.42, 6.42); Calibrated: 2023-04-26
- Sensor-Surface: 1.4 mm
- Electronics: DAE4 Sn854; Calibrated: 2023-08-17
- Phantom: Twin-SAM V5.0 (30deg probe tilt); Serial: 1884; Section: Flat
- Measurement Software: 16.2.4.2524
- UID: CW, 0--

Pin=17.0dBm/Area Scan (40.0 mm x 80.0 mm): Measurement Grid: 10.0 mm x 10.0 mm

SAR (1g) = 3.17 W/kg; SAR (10g) = 1.19 W/kg;

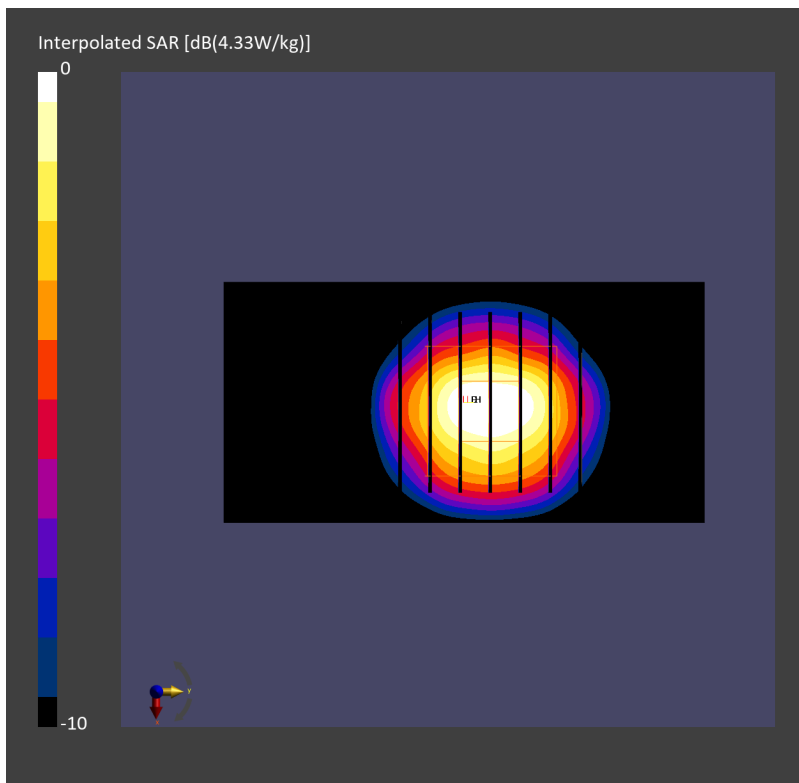
Pin=17.0dBm/Zoom Scan (28.0 mm x 28.0 mm x 28.0 mm): Measurement Grid: 5.0 mm x 5.0 mm x 1.4 mm

Power Drift = 0.05 dB

SAR (1g) = 3.26 W/kg; SAR (8g) = 1.37 W/kg; SAR (10g) = 1.21 W/kg

Smallest distance from peaks to all points 3 dB below = 8.0 mm

Ratio of SAR at M2 to SAR at M1 = 74.4 %



System Check_Head_3700MHz

DUT: D3700V2 - SN1022

Communication System: CW; Frequency: 3700.000 MHz

Medium: HSL_3700_240311 Medium parameters used: $f=3700.000$ MHz; $\sigma=3.09$ S/m; $\epsilon_r=37.5$

Ambient Temperature: 23.4°C; Liquid Temperature: 22.4°C

DASY6 Configuration:

- Probe: EX3DV4 - SN3642; ConvF(6.42, 6.42, 6.42); Calibrated: 2023-04-26
- Sensor-Surface: 1.4 mm
- Electronics: DAE4 Sn854; Calibrated: 2023-08-17
- Phantom: Twin-SAM V5.0 (30deg probe tilt); Serial: 1884; Section: Flat
- Measurement Software: 16.2.4.2524
- UID: CW, 0--

Pin=17.0dBm/Area Scan (40.0 mm x 80.0 mm): Measurement Grid: 10.0 mm x 10.0 mm

SAR (1g) = 3.15 W/kg; SAR (10g) = 1.18 W/kg;


Pin=17.0dBm/Zoom Scan (28.0 mm x 28.0 mm x 28.0 mm): Measurement Grid: 5.0 mm x 5.0 mm x 1.4 mm

Power Drift = 0.05 dB

SAR (1g) = 3.23 W/kg; SAR (8g) = 1.36 W/kg; SAR (10g) = 1.20 W/kg

Smallest distance from peaks to all points 3 dB below = 8.0 mm

Ratio of SAR at M2 to SAR at M1 = 74.4 %



System Check_Head_3900MHz

DUT: D3900V2 - SN1017

Communication System: CW; Frequency: 3900.000 MHz

Medium: HSL_3900_240224 Medium parameters used: $f=3900.000$ MHz; $\sigma=3.26$ S/m; $\epsilon_r=37.6$

Ambient Temperature: 23.4°C; Liquid Temperature: 22.4°C

DASY6 Configuration:

- Probe: EX3DV4 - SN3642; ConvF(6.22, 6.22, 6.22); Calibrated: 2023-04-26
- Sensor-Surface: 1.4 mm
- Electronics: DAE4 Sn854; Calibrated: 2023-08-17
- Phantom: Twin-SAM V5.0 (30deg probe tilt); Serial: 1884; Section: Flat
- Measurement Software: 16.2.4.2524
- UID: CW, 0--

Pin=17.0dBm/Area Scan (40.0 mm x 80.0 mm): Measurement Grid: 10.0 mm x 10.0 mm

SAR (1g) = 3.15 W/kg; SAR (10g) = 1.16 W/kg;

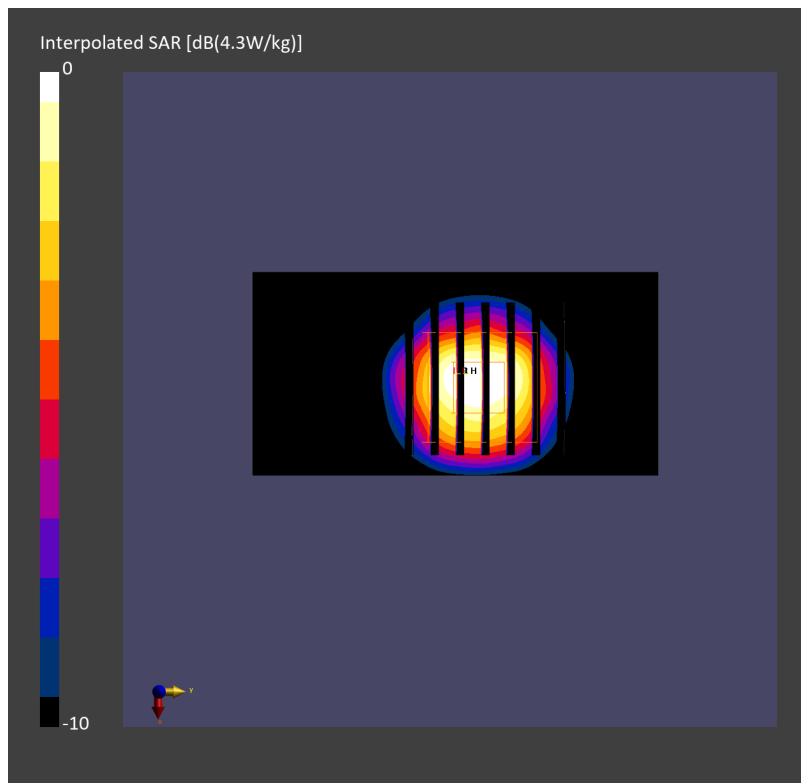
Pin=17.0dBm/Zoom Scan (28.0 mm x 28.0 mm x 28.0 mm): Measurement Grid: 5.0 mm x 5.0 mm x 1.4 mm

Power Drift = 0.03 dB

SAR (1g) = 3.32 W/kg; SAR (8g) = 1.34 W/kg; SAR (10g) = 1.17 W/kg

Smallest distance from peaks to all points 3 dB below = 8.0 mm

Ratio of SAR at M2 to SAR at M1 = 73.3 %



System Check_Head_3900MHz

DUT: D3900V2 - SN1017

Communication System: CW; Frequency: 3900.000 MHz

Medium: HSL_3900_240310 Medium parameters used: $f=3900.000$ MHz; $\sigma=3.30$ S/m; $\epsilon_r=37.3$

Ambient Temperature: 23.5°C; Liquid Temperature: 22.5°C

DASY6 Configuration:

- Probe: EX3DV4 - SN3642; ConvF(6.22, 6.22, 6.22); Calibrated: 2023-04-26
- Sensor-Surface: 1.4 mm
- Electronics: DAE4 Sn854; Calibrated: 2023-08-17
- Phantom: Twin-SAM V5.0 (30deg probe tilt); Serial: 1884; Section: Flat
- Measurement Software: 16.2.4.2524
- UID: CW, 0--

Pin=17.0dBm/Area Scan (40.0 mm x 80.0 mm): Measurement Grid: 10.0 mm x 10.0 mm

SAR (1g) = 3.11 W/kg; SAR (10g) = 1.18 W/kg;

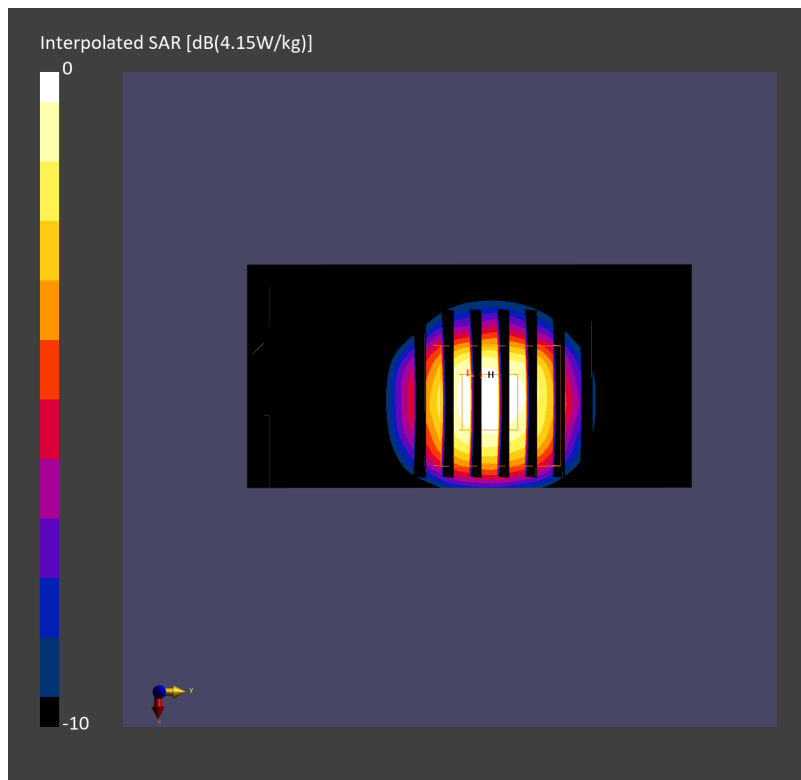
Pin=17.0dBm/Zoom Scan (28.0 mm x 28.0 mm x 28.0 mm): Measurement Grid: 5.0 mm x 5.0 mm x 1.4 mm

Power Drift = -0.01 dB

SAR (1g) = 3.32 W/kg; SAR (8g) = 1.34 W/kg; SAR (10g) = 1.18 W/kg

Smallest distance from peaks to all points 3 dB below = 7.8 mm

Ratio of SAR at M2 to SAR at M1 = 72.2 %



System Check_Head_2450MHz

DUT: D2450V2 - SN736

Communication System: CW; Frequency: 2450.000 MHz

Medium: HSL_2450_240213 Medium parameters used: $f=2450.000$ MHz; $\sigma=1.83$ S/m; $\epsilon_r=38.9$

Ambient Temperature: 23.3°C; Liquid Temperature: 22.3°C

DASY8 Configuration:

- Probe: EX3DV4 - SN3925; ConvF(7.92, 7.92, 7.92); Calibrated: 2023-04-25
- Sensor-Surface: 1.4 mm
- Electronics: DAE4 Sn703; Calibrated: 2023-05-16
- Phantom: Twin-SAM V8.0 (30deg probe tilt); Serial: 2055; Section: Flat
- Measurement Software: 16.2.4.2524
- UID: CW, 0--

Pin=17.0dBm/Area Scan (40.0 mm x 80.0 mm): Measurement Grid: 10.0 mm x 10.0 mm

SAR (1g) = 2.58 W/kg; SAR (10g) = 1.19 W/kg;

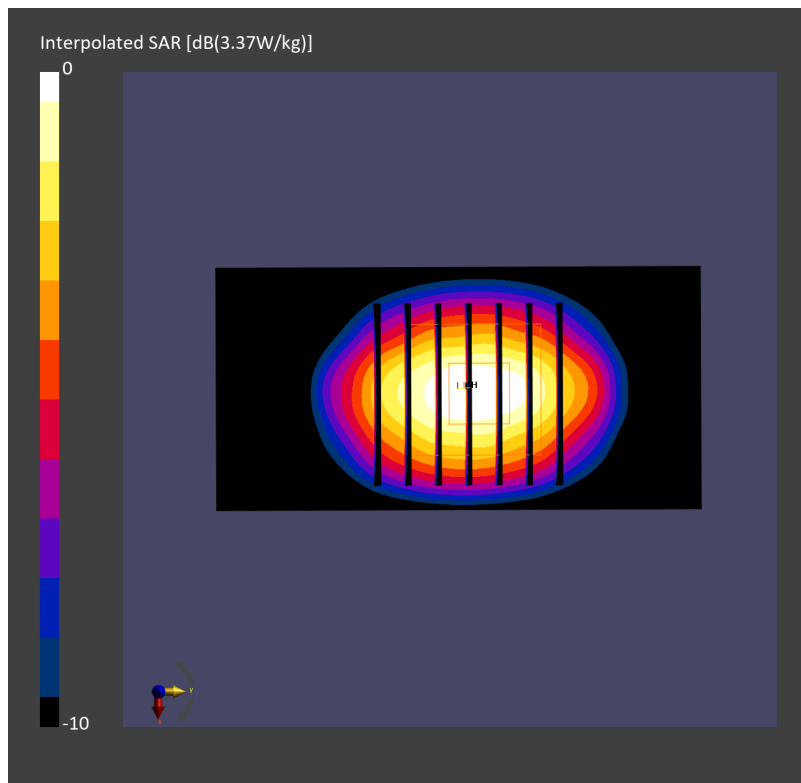
Pin=17.0dBm/Zoom Scan (30.0 mm x 30.0 mm x 30.0 mm): Measurement Grid: 5.0 mm x 5.0 mm x 1.5 mm

Power Drift = 0.05 dB

SAR (1g) = 2.58 W/kg; SAR (8g) = 1.35 W/kg; SAR (10g) = 1.22 W/kg

Smallest distance from peaks to all points 3 dB below = 9.0 mm

Ratio of SAR at M2 to SAR at M1 = 80.1 %



System Check_Head_2450MHz

DUT: D2450V2 - SN736

Communication System: CW; Frequency: 2450.000 MHz

Medium: HSL_2450_240214 Medium parameters used: $f=2450.000$ MHz; $\sigma=1.80$ S/m; $\epsilon_r=38.7$

Ambient Temperature: 23.4°C; Liquid Temperature: 22.4°C

DASY8 Configuration:

- Probe: EX3DV4 - SN3925; ConvF(7.92, 7.92, 7.92); Calibrated: 2023-04-25
- Sensor-Surface: 1.4 mm
- Electronics: DAE4 Sn703; Calibrated: 2023-05-16
- Phantom: Twin-SAM V8.0 (30deg probe tilt); Serial: 2055; Section: Flat
- Measurement Software: 16.2.4.2524
- UID: CW, 0--

Pin=17.0dBm/Area Scan (40.0 mm x 80.0 mm): Measurement Grid: 10.0 mm x 10.0 mm

SAR (1g) = 2.58 W/kg; SAR (10g) = 1.19 W/kg;

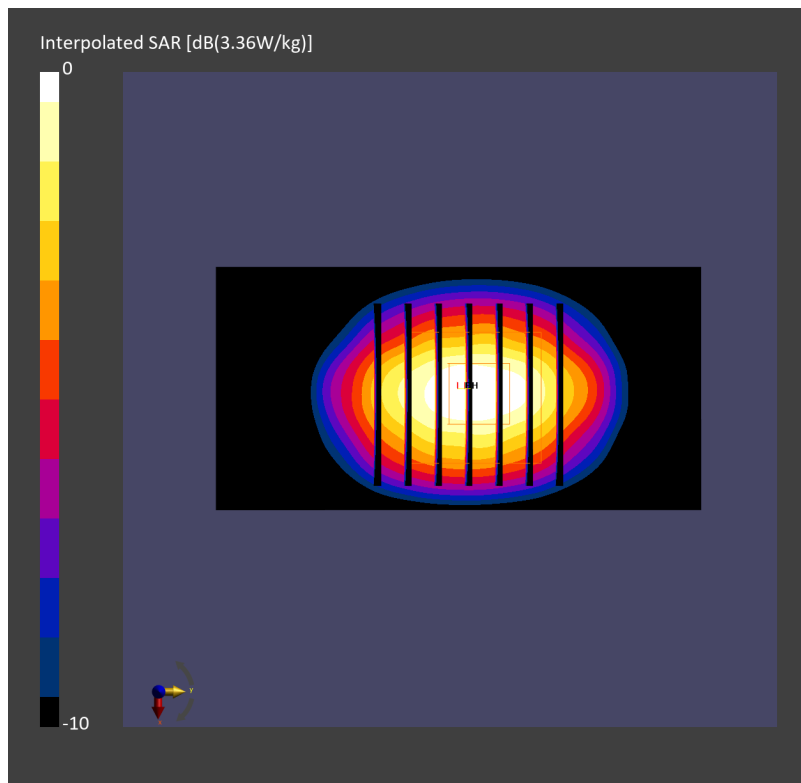
Pin=17.0dBm/Zoom Scan (30.0 mm x 30.0 mm x 30.0 mm): Measurement Grid: 5.0 mm x 5.0 mm x 1.5 mm

Power Drift = 0.02 dB

SAR (1g) = 2.56 W/kg; SAR (8g) = 1.34 W/kg; SAR (10g) = 1.21 W/kg

Smallest distance from peaks to all points 3 dB below = 9.0 mm

Ratio of SAR at M2 to SAR at M1 = 80.4 %



System Check_Head_2450MHz

DUT: D2450V2 - SN736

Communication System: CW; Frequency: 2450.000 MHz

Medium: HSL_2450_240215 Medium parameters used: $f=2450.000$ MHz; $\sigma=1.81$ S/m; $\epsilon_r=38.8$

Ambient Temperature: 23.5°C; Liquid Temperature: 22.5°C

DASY8 Configuration:

- Probe: EX3DV4 - SN3925; ConvF(7.92, 7.92, 7.92); Calibrated: 2023-04-25
- Sensor-Surface: 1.4 mm
- Electronics: DAE4 Sn703; Calibrated: 2023-05-16
- Phantom: Twin-SAM V8.0 (30deg probe tilt); Serial: 2055; Section: Flat
- Measurement Software: 16.2.4.2524
- UID: CW, 0--

Pin=17.0dBm/Area Scan (40.0 mm x 80.0 mm): Measurement Grid: 10.0 mm x 10.0 mm

SAR (1g) = 2.57 W/kg; SAR (10g) = 1.19 W/kg;

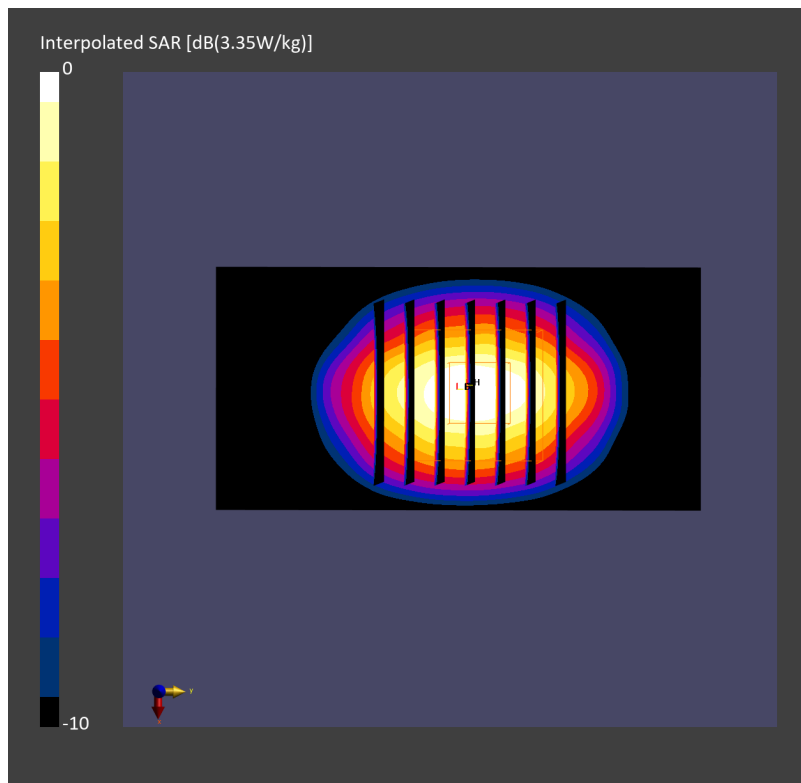
Pin=17.0dBm/Zoom Scan (30.0 mm x 30.0 mm x 30.0 mm): Measurement Grid: 5.0 mm x 5.0 mm x 1.5 mm

Power Drift = 0.01 dB

SAR (1g) = 2.56 W/kg; SAR (8g) = 1.34 W/kg; SAR (10g) = 1.21 W/kg

Smallest distance from peaks to all points 3 dB below = 9.0 mm

Ratio of SAR at M2 to SAR at M1 = 80.0 %



System Check_Head_2450MHz

DUT: D2450V2 - SN736

Communication System: CW; Frequency: 2450.000 MHz

Medium: HSL_2450_240216 Medium parameters used: $f=2450.000$ MHz; $\sigma=1.82$ S/m; $\epsilon_r=38.6$

Ambient Temperature: 23.6°C; Liquid Temperature: 22.6°C

DASY8 Configuration:

- Probe: EX3DV4 - SN3925; ConvF(7.92, 7.92, 7.92); Calibrated: 2023-04-25
- Sensor-Surface: 1.4 mm
- Electronics: DAE4 Sn703; Calibrated: 2023-05-16
- Phantom: Twin-SAM V8.0 (30deg probe tilt); Serial: 2055; Section: Flat
- Measurement Software: 16.2.4.2524
- UID: CW, 0--

Pin=17.0dBm/Area Scan (40.0 mm x 80.0 mm): Measurement Grid: 10.0 mm x 10.0 mm

SAR (1g) = 2.57 W/kg; SAR (10g) = 1.19 W/kg;

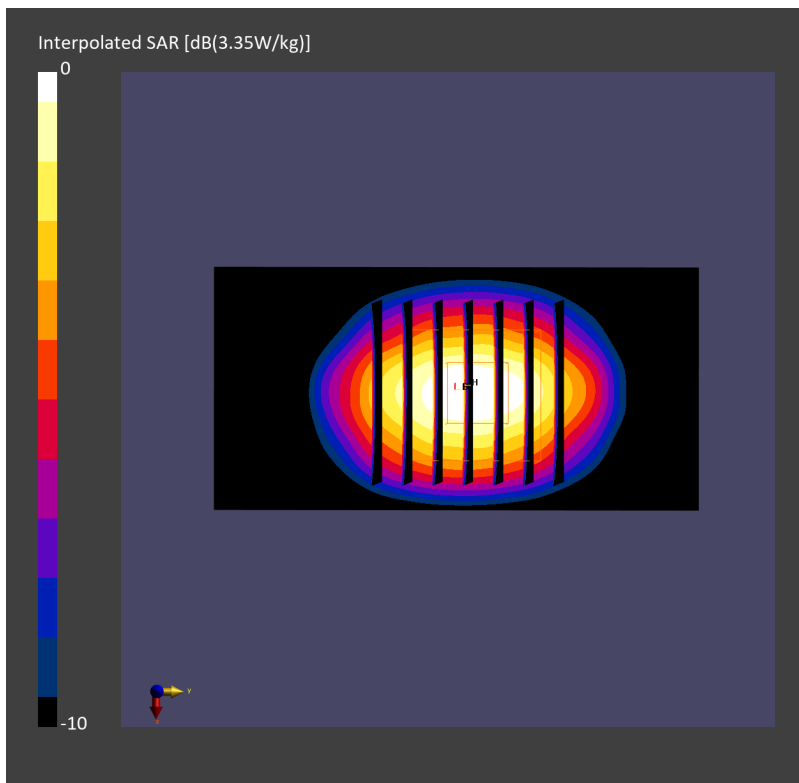
Pin=17.0dBm/Zoom Scan (30.0 mm x 30.0 mm x 30.0 mm): Measurement Grid: 5.0 mm x 5.0 mm x 1.5 mm

Power Drift = 0.01 dB

SAR (1g) = 2.56 W/kg; SAR (8g) = 1.33 W/kg; SAR (10g) = 1.21 W/kg

Smallest distance from peaks to all points 3 dB below = 9.0 mm

Ratio of SAR at M2 to SAR at M1 = 79.9 %



System Check_Head_2450MHz

DUT: D2450V2 - SN736

Communication System: CW; Frequency: 2450.000 MHz

Medium: HSL_2450_240217 Medium parameters used: $f=2450.000$ MHz; $\sigma=1.79$ S/m; $\epsilon_r=38.5$

Ambient Temperature: 23.5°C; Liquid Temperature: 22.°C

DASY8 Configuration:

- Probe: EX3DV4 - SN3925; ConvF(7.92, 7.92, 7.92); Calibrated: 2023-04-25
- Sensor-Surface: 1.4 mm
- Electronics: DAE4 Sn703; Calibrated: 2023-05-16
- Phantom: Twin-SAM V8.0 (30deg probe tilt); Serial: 2055; Section: Flat
- Measurement Software: 16.2.4.2524
- UID: CW, 0--

Pin=17.0dBm/Area Scan (40.0 mm x 80.0 mm): Measurement Grid: 10.0 mm x 10.0 mm

SAR (1g) = 2.58 W/kg; SAR (10g) = 1.19 W/kg;

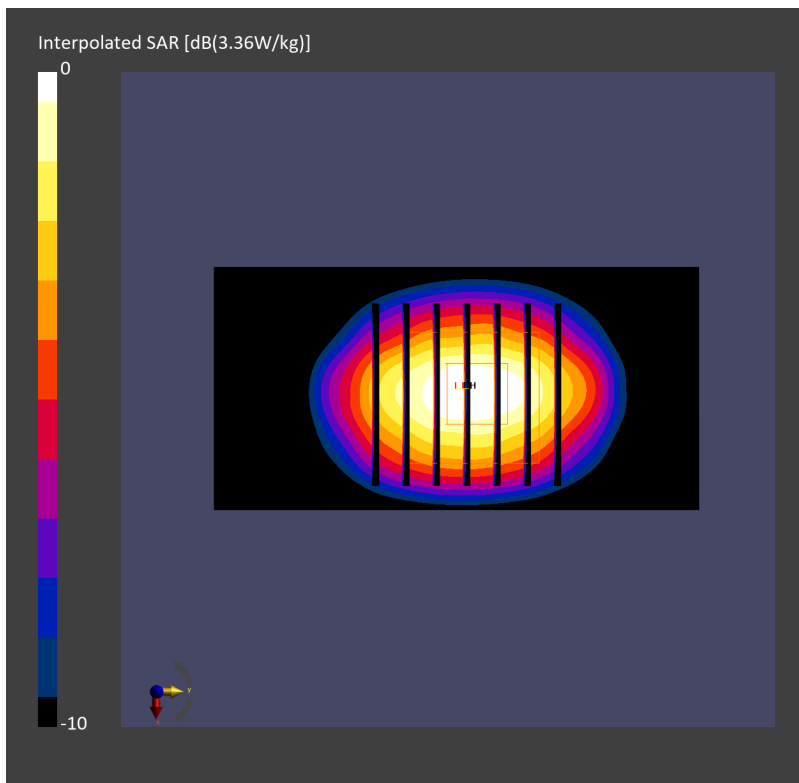
Pin=17.0dBm/Zoom Scan (30.0 mm x 30.0 mm x 30.0 mm): Measurement Grid: 5.0 mm x 5.0 mm x 1.5 mm

Power Drift = 0.00 dB

SAR (1g) = 2.57 W/kg; SAR (8g) = 1.34 W/kg; SAR (10g) = 1.21 W/kg

Smallest distance from peaks to all points 3 dB below = 9.0 mm

Ratio of SAR at M2 to SAR at M1 = 80.2 %



System Check_Head_2450MHz

DUT: D2450V2 - SN736

Communication System: CW; Frequency: 2450.000 MHz

Medium: HSL_2450_240218 Medium parameters used: $f=2450.000$ MHz; $\sigma=1.78$ S/m; $\epsilon_r=38.4$

Ambient Temperature: 23.4°C; Liquid Temperature: 22.4°C

DASY8 Configuration:

- Probe: EX3DV4 - SN3925; ConvF(7.92, 7.92, 7.92); Calibrated: 2023-04-25
- Sensor-Surface: 1.4 mm
- Electronics: DAE4 Sn703; Calibrated: 2023-05-16
- Phantom: Twin-SAM V8.0 (30deg probe tilt); Serial: 2055; Section: Flat
- Measurement Software: 16.2.4.2524
- UID: CW, 0--

Pin=17.0dBm/Area Scan (40.0 mm x 80.0 mm): Measurement Grid: 10.0 mm x 10.0 mm

SAR (1g) = 2.55 W/kg; SAR (10g) = 1.18 W/kg;

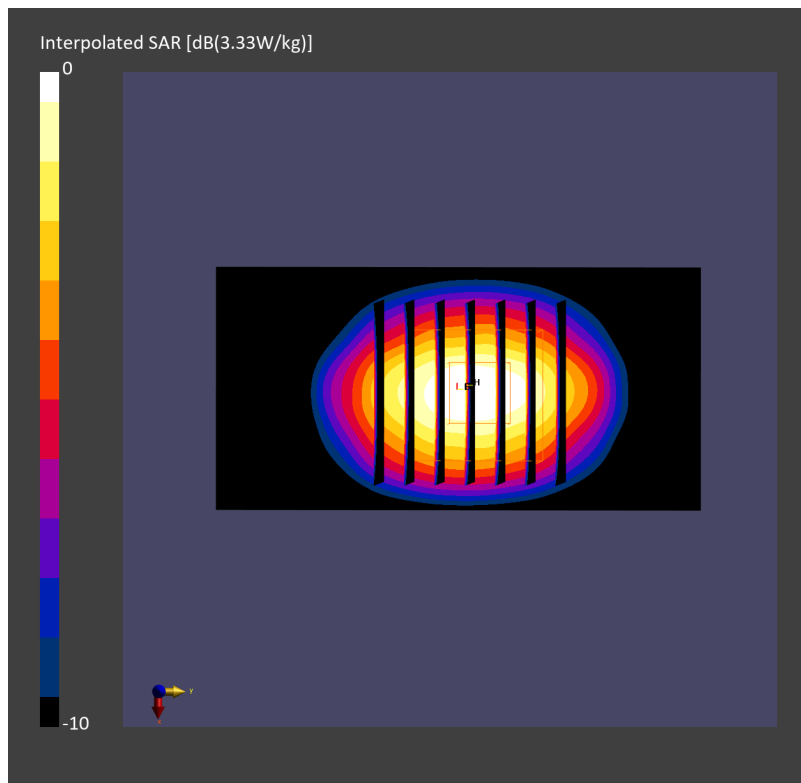
Pin=17.0dBm/Zoom Scan (30.0 mm x 30.0 mm x 30.0 mm): Measurement Grid: 5.0 mm x 5.0 mm x 1.5 mm

Power Drift = -0.00 dB

SAR (1g) = 2.54 W/kg; SAR (8g) = 1.33 W/kg; SAR (10g) = 1.20 W/kg

Smallest distance from peaks to all points 3 dB below = 9.0 mm

Ratio of SAR at M2 to SAR at M1 = 80.6 %



System Check_Head_2450MHz

DUT: D2450V2 - SN736

Communication System: CW; Frequency: 2450.000 MHz

Medium: HSL_2450_240219 Medium parameters used: $f=2450.000$ MHz; $\sigma=1.81$ S/m; $\epsilon_r=38.7$

Ambient Temperature: 23.3°C; Liquid Temperature: 22.3°C

DASY8 Configuration:

- Probe: EX3DV4 - SN3925; ConvF(7.92, 7.92, 7.92); Calibrated: 2023-04-25
- Sensor-Surface: 1.4 mm
- Electronics: DAE4 Sn703; Calibrated: 2023-05-16
- Phantom: Twin-SAM V8.0 (30deg probe tilt); Serial: 2055; Section: Flat
- Measurement Software: 16.2.4.2524
- UID: CW, 0--

Pin=17.0dBm/Area Scan (40.0 mm x 80.0 mm): Measurement Grid: 10.0 mm x 10.0 mm

SAR (1g) = 2.58 W/kg; SAR (10g) = 1.19 W/kg;

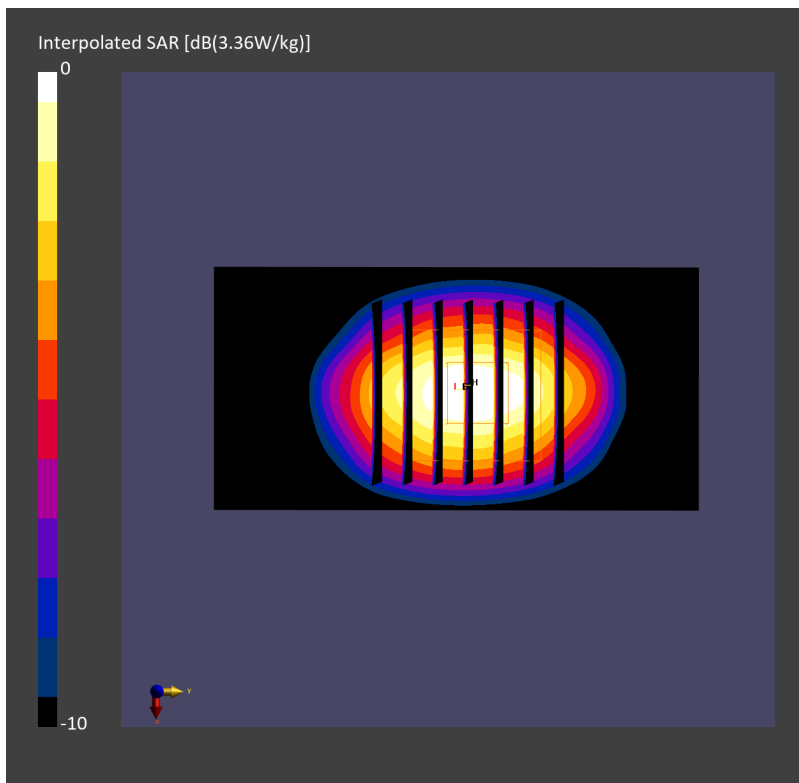
Pin=17.0dBm/Zoom Scan (30.0 mm x 30.0 mm x 30.0 mm): Measurement Grid: 5.0 mm x 5.0 mm x 1.5 mm

Power Drift = -0.00 dB

SAR (1g) = 2.57 W/kg; SAR (8g) = 1.34 W/kg; SAR (10g) = 1.21 W/kg

Smallest distance from peaks to all points 3 dB below = 9.0 mm

Ratio of SAR at M2 to SAR at M1 = 80.1 %



System Check_Head_2450MHz

DUT: D2450V2 - SN736

Communication System: CW; Frequency: 2450.000 MHz

Medium: HSL_2450_240220 Medium parameters used: $f=2450.000$ MHz; $\sigma=1.84$ S/m; $\epsilon_r=39.0$

Ambient Temperature: 23.2°C; Liquid Temperature: 22.2°C

DASY8 Configuration:

- Probe: EX3DV4 - SN3925; ConvF(7.92, 7.92, 7.92); Calibrated: 2023-04-25
- Sensor-Surface: 1.4 mm
- Electronics: DAE4 Sn703; Calibrated: 2023-05-16
- Phantom: Twin-SAM V8.0 (30deg probe tilt); Serial: 2055; Section: Flat
- Measurement Software: 16.2.4.2524
- UID: CW, 0--

Pin=17.0dBm/Area Scan (40.0 mm x 80.0 mm): Measurement Grid: 10.0 mm x 10.0 mm

SAR (1g) = 2.61 W/kg; SAR (10g) = 1.21 W/kg;

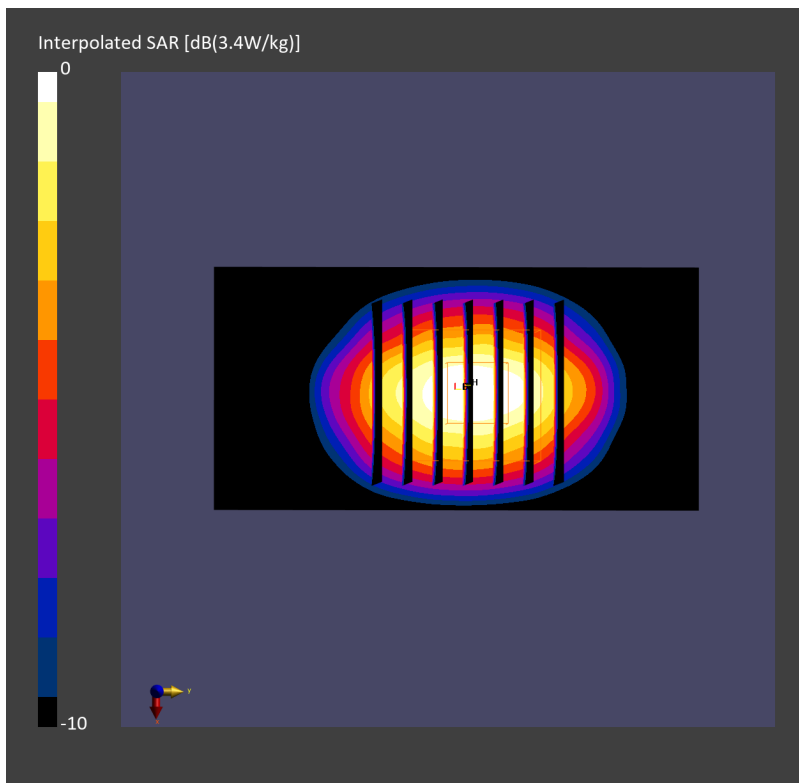
Pin=17.0dBm/Zoom Scan (30.0 mm x 30.0 mm x 30.0 mm): Measurement Grid: 5.0 mm x 5.0 mm x 1.5 mm

Power Drift = -0.01 dB

SAR (1g) = 2.60 W/kg; SAR (8g) = 1.36 W/kg; SAR (10g) = 1.23 W/kg

Smallest distance from peaks to all points 3 dB below = 9.0 mm

Ratio of SAR at M2 to SAR at M1 = 80.6 %



System Check_Head_2450MHz

DUT: D2450V2 - SN806

Communication System: CW; Frequency: 2450.000 MHz

Medium: HSL_2450_240325 Medium parameters used: $f=2450.000$ MHz; $\sigma=1.83$ S/m; $\epsilon_r=39.6$

Ambient Temperature: 23.5°C; Liquid Temperature: 22.5°C

DASY8 Configuration:

- Probe: EX3DV4 - SN3642; ConvF(7.38, 7.38, 7.38); Calibrated: 2023-04-26
- Sensor-Surface: 1.4 mm
- Electronics: DAE4ip Sn1823; Calibrated: 2023-07-31
- Phantom: Twin-SAM V8.0 (30deg probe tilt); Serial: 2149; Section: Flat
- Measurement Software: 16.2.4.2524
- UID: CW, 0--

Pin=17.0dBm/Area Scan (40.0 mm x 80.0 mm): Measurement Grid: 10.0 mm x 10.0 mm

SAR (1g) = 2.48 W/kg; SAR (10g) = 1.14 W/kg;

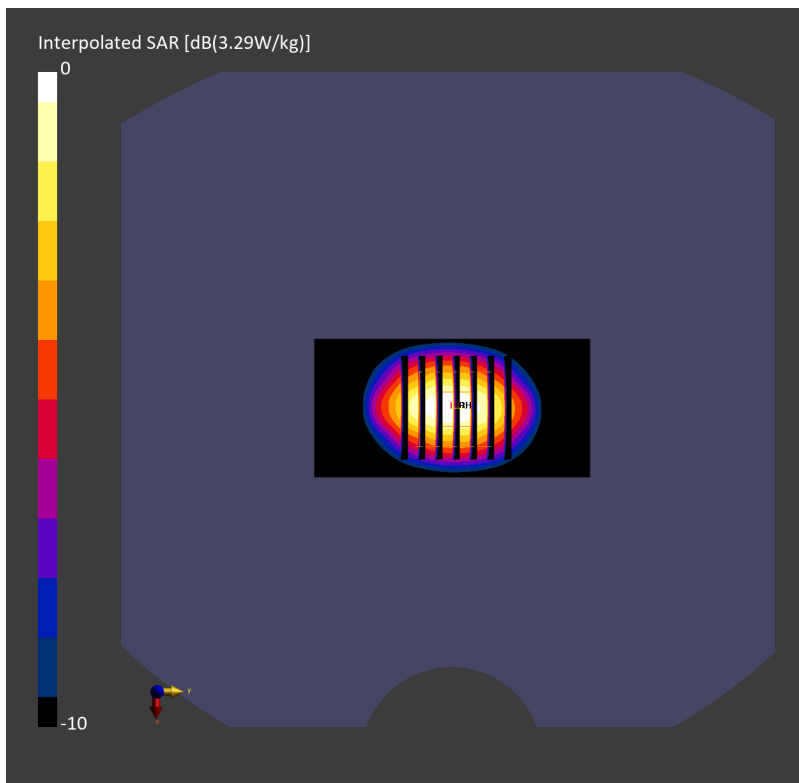
Pin=17.0dBm/Zoom Scan (30.0 mm x 30.0 mm x 30.0 mm): Measurement Grid: 5.0 mm x 5.0 mm x 1.5 mm

Power Drift = 0.01 dB

SAR (1g) = 2.48 W/kg; SAR (8g) = 1.27 W/kg; SAR (10g) = 1.15 W/kg

Smallest distance from peaks to all points 3 dB below = 9.0 mm

Ratio of SAR at M2 to SAR at M1 = 79.4 %



System Check_Head_5250MHz

DUT: D5GHzV2 - SN1006

Communication System: CW; Frequency: 5250.000 MHz

Medium: HSL_5G_240221 Medium parameters used: $f = 5250.000$ MHz; $\sigma = 4.80$ S/m; $\epsilon_r = 36.1$

Ambient Temperature: 23.3°C; Liquid Temperature: 22.3°C

DASY8 Configuration:

- Probe: EX3DV4 - SN3925; ConvF(5.64, 5.64, 5.64); Calibrated: 2023-04-25
- Sensor-Surface: 1.4 mm
- Electronics: DAE4 Sn703; Calibrated: 2023-05-16
- Phantom: Twin-SAM V8.0 (30deg probe tilt); Serial: 2055; Section: Flat
- Measurement Software: 16.2.4.2524
- UID: CW, 0--

Pin=17.0dBm/Area Scan (40.0 mm x 80.0 mm): Measurement Grid: 10.0 mm x 10.0 mm

SAR (1g) = 3.45 W/kg; SAR (10g) = 1.01 W/kg;

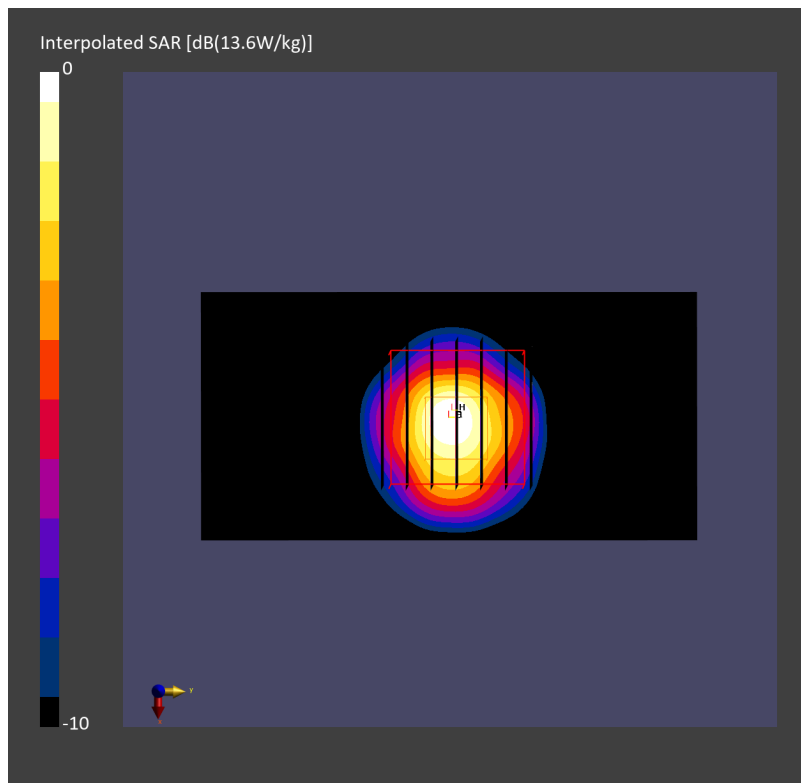
Pin=17.0dBm/Zoom Scan (22.0 mm x 22.0 mm x 22.0 mm): Measurement Grid: 4.0 mm x 4.0 mm x 1.4 mm

Power Drift = 0.02 dB

SAR (1g) = 3.70 W/kg; SAR (8g) = 1.24 W/kg; SAR (10g) = 1.06 W/kg

Smallest distance from peaks to all points 3 dB below = 6.9 mm

Ratio of SAR at M2 to SAR at M1 = 65.8 %



System Check_Head_5250MHz

DUT: D5GHzV2 - SN1006

Communication System: CW; Frequency: 5250.000 MHz

Medium: HSL_5G_240222 Medium parameters used: $f = 5250.000$ MHz; $\sigma = 4.86$ S/m; $\epsilon_r = 36.2$

Ambient Temperature: 23.2°C; Liquid Temperature: 22.2°C

DASY8 Configuration:

- Probe: EX3DV4 - SN3925; ConvF(5.64, 5.64, 5.64); Calibrated: 2023-04-25
- Sensor-Surface: 1.4 mm
- Electronics: DAE4 Sn703; Calibrated: 2023-05-16
- Phantom: Twin-SAM V8.0 (30deg probe tilt); Serial: 2055; Section: Flat
- Measurement Software: 16.2.4.2524
- UID: CW, 0--

Pin=17.0dBm/Area Scan (40.0 mm x 80.0 mm): Measurement Grid: 10.0 mm x 10.0 mm

SAR (1g) = 3.66 W/kg; SAR (10g) = 1.04 W/kg;

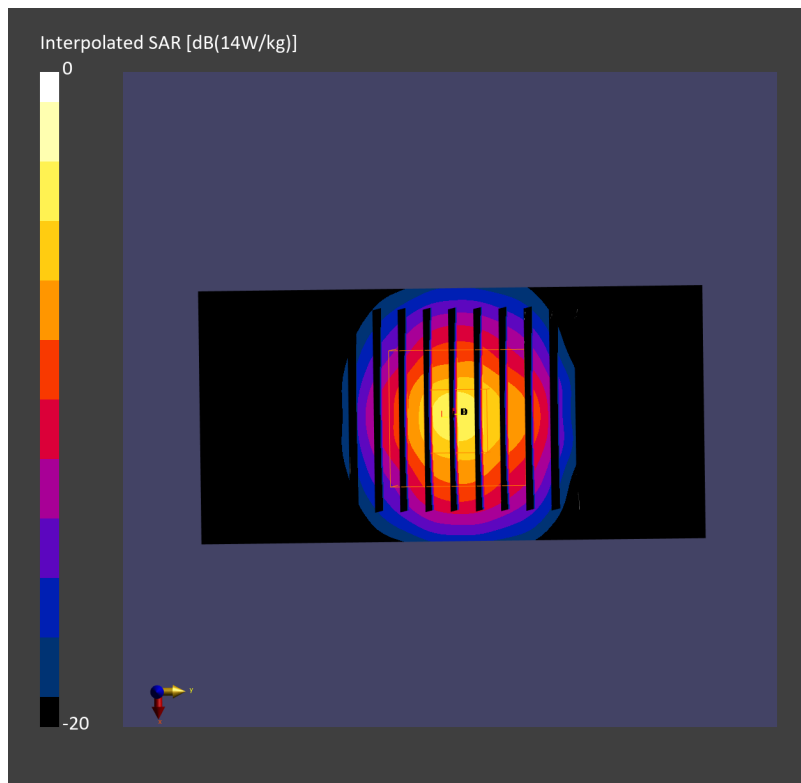
Pin=17.0dBm/Zoom Scan (22.0 mm x 22.0 mm x 22.0 mm): Measurement Grid: 4.0 mm x 4.0 mm x 1.4 mm

Power Drift = 0.00 dB

SAR (1g) = 3.81 W/kg; SAR (8g) = 1.28 W/kg; SAR (10g) = 1.10 W/kg

Smallest distance from peaks to all points 3 dB below = 7.2 mm

Ratio of SAR at M2 to SAR at M1 = 65.7 %



System Check_Head_5250MHz

DUT: D5GHzV2 - SN1006

Communication System: CW; Frequency: 5250.000 MHz

Medium: HSL_5G_240223 Medium parameters used: $f = 5250.000$ MHz; $\sigma = 4.78$ S/m; $\epsilon_r = 35.9$

Ambient Temperature: 23.1°C; Liquid Temperature: 22.1°C

DASY8 Configuration:

- Probe: EX3DV4 - SN3925; ConvF(5.64, 5.64, 5.64); Calibrated: 2023-04-25
- Sensor-Surface: 1.4 mm
- Electronics: DAE4 Sn703; Calibrated: 2023-05-16
- Phantom: Twin-SAM V8.0 (30deg probe tilt); Serial: 2055; Section: Flat
- Measurement Software: 16.2.4.2524
- UID: CW, 0--

Pin=17.0dBm/Area Scan (40.0 mm x 80.0 mm): Measurement Grid: 10.0 mm x 10.0 mm

SAR (1g) = 3.55 W/kg; SAR (10g) = 1.02 W/kg;

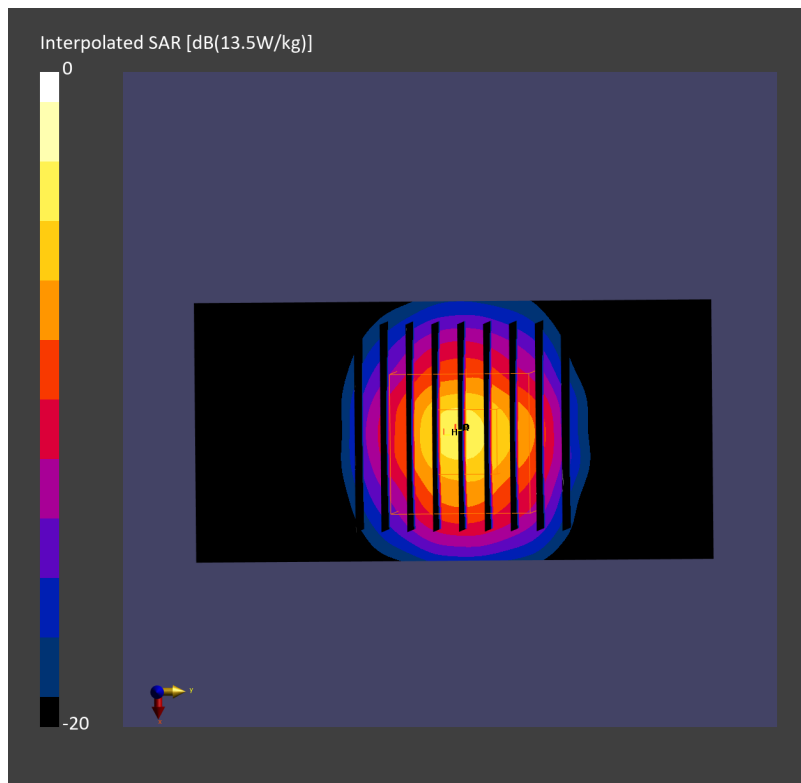
Pin=17.0dBm/Zoom Scan (22.0 mm x 22.0 mm x 22.0 mm): Measurement Grid: 4.0 mm x 4.0 mm x 1.4 mm

Power Drift = 0.00 dB

SAR (1g) = 3.70 W/kg; SAR (8g) = 1.25 W/kg; SAR (10g) = 1.07 W/kg

Smallest distance from peaks to all points 3 dB below = 7.4 mm

Ratio of SAR at M2 to SAR at M1 = 66.5 %



System Check_Head_5250MHz**DUT: D5GHzV2 - SN1006**

Communication System: CW; Frequency: 5250.000 MHz

Medium: HSL_5G_240224 Medium parameters used: $f = 5250.000$ MHz; $\sigma = 4.71$ S/m; $\epsilon_r = 35.8$

Ambient Temperature: 23.8°C; Liquid Temperature: 22.8°C

DASY8 Configuration:

- Probe: EX3DV4 - SN3925; ConvF(5.64, 5.64, 5.64); Calibrated: 2023-04-25
- Sensor-Surface: 1.4 mm
- Electronics: DAE4 Sn703; Calibrated: 2023-05-16
- Phantom: Twin-SAM V8.0 (30deg probe tilt); Serial: 2055; Section: Flat
- Measurement Software: 16.2.4.2524
- UID: CW, 0--

Pin=17.0dBm/Area Scan (40.0 mm x 80.0 mm): Measurement Grid: 10.0 mm x 10.0 mm

SAR (1g) = 3.53 W/kg; SAR (10g) = 1.01 W/kg;

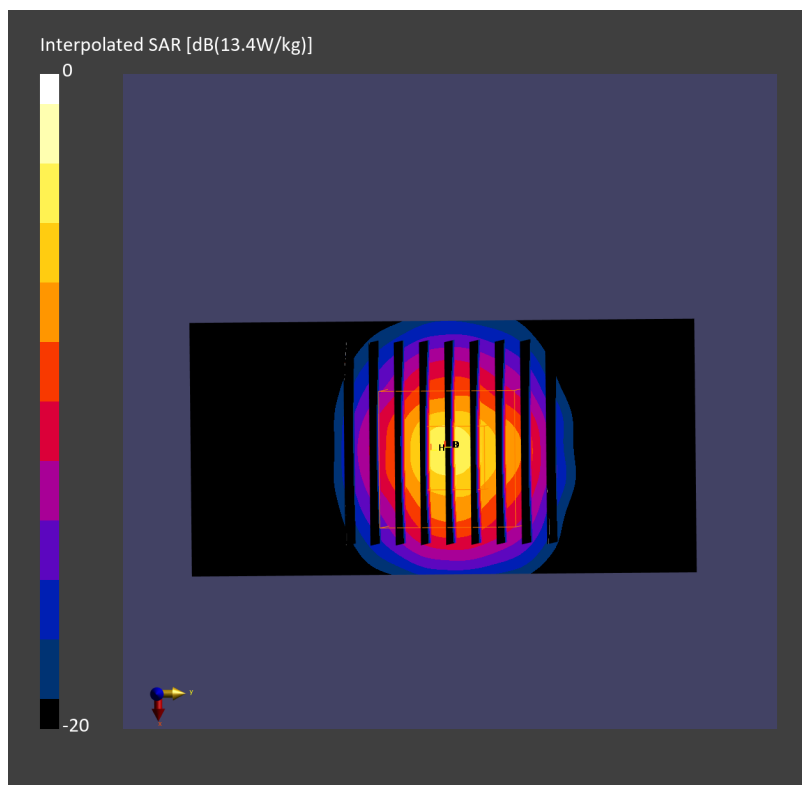
Pin=17.0dBm/Zoom Scan (22.0 mm x 22.0 mm x 22.0 mm): Measurement Grid: 4.0 mm x 4.0 mm x 1.4 mm

Power Drift = 0.01 dB

SAR (1g) = 3.66 W/kg; SAR (8g) = 1.23 W/kg; SAR (10g) = 1.06 W/kg

Smallest distance from peaks to all points 3 dB below = 7.4 mm

Ratio of SAR at M2 to SAR at M1 = 66.0 %



System Check_Head_5250MHz

DUT: D5GHzV2 - SN1006

Communication System: CW; Frequency: 5250.000 MHz

Medium: HSL_5G_240326 Medium parameters used: $f = 5250.000$ MHz; $\sigma = 4.72$ S/m; $\epsilon_r = 36.0$

Ambient Temperature: 23.5°C; Liquid Temperature: 22.5°C

DASY8 Configuration:

- Probe: EX3DV4 - SN3642; ConvF(4.5, 4.5, 4.5); Calibrated: 2023-04-26
- Sensor-Surface: 1.4 mm
- Electronics: DAE4ip Sn1823; Calibrated: 2023-07-31
- Phantom: Twin-SAM V8.0 (30deg probe tilt); Serial: 2149; Section: Flat
- Measurement Software: 16.2.4.2524
- UID: CW, 0--

Pin=17.0dBm/Area Scan (40.0 mm x 80.0 mm): Measurement Grid: 10.0 mm x 10.0 mm

SAR (1g) = 3.97 W/kg; SAR (10g) = 1.13 W/kg;

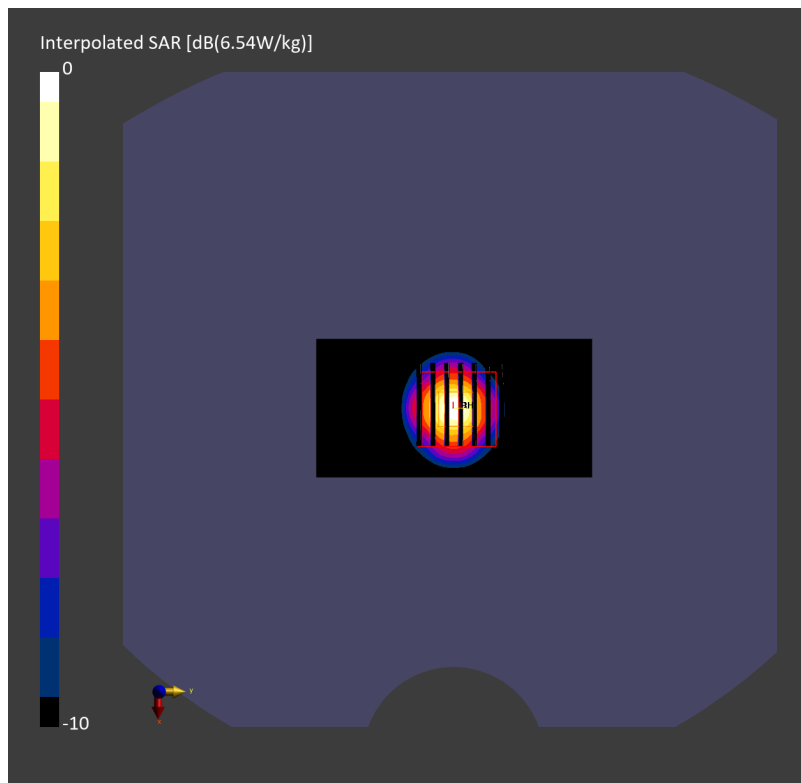
Pin=17.0dBm/Zoom Scan (22.0 mm x 22.0 mm x 22.0 mm): Measurement Grid: 4.0 mm x 4.0 mm x 1.4 mm

Power Drift = -0.03 dB

SAR (1g) = 4.16 W/kg; SAR (8g) = 1.40 W/kg; SAR (10g) = 1.19 W/kg

Smallest distance from peaks to all points 3 dB below = 7.4 mm

Ratio of SAR at M2 to SAR at M1 = 66.2 %



System Check_Head_5600MHz

DUT: D5GHzV2 - SN1006

Communication System: CW; Frequency: 5600.000 MHz

Medium: HSL_5G_240225 Medium parameters used: $f = 5600.000$ MHz; $\sigma = 5.18$ S/m; $\epsilon_r = 36.1$

Ambient Temperature: 23.5°C; Liquid Temperature: 22.5°C

DASY8 Configuration:

- Probe: EX3DV4 - SN3925; ConvF(4.95, 4.95, 4.95); Calibrated: 2023-04-25
- Sensor-Surface: 1.4 mm
- Electronics: DAE4 Sn703; Calibrated: 2023-05-16
- Phantom: Twin-SAM V8.0 (30deg probe tilt); Serial: 2055; Section: Flat
- Measurement Software: 16.2.4.2524
- UID: CW, 0--

Pin=17.0dBm/Area Scan (40.0 mm x 80.0 mm): Measurement Grid: 10.0 mm x 10.0 mm

SAR (1g) = 3.98 W/kg; SAR (10g) = 1.14 W/kg;

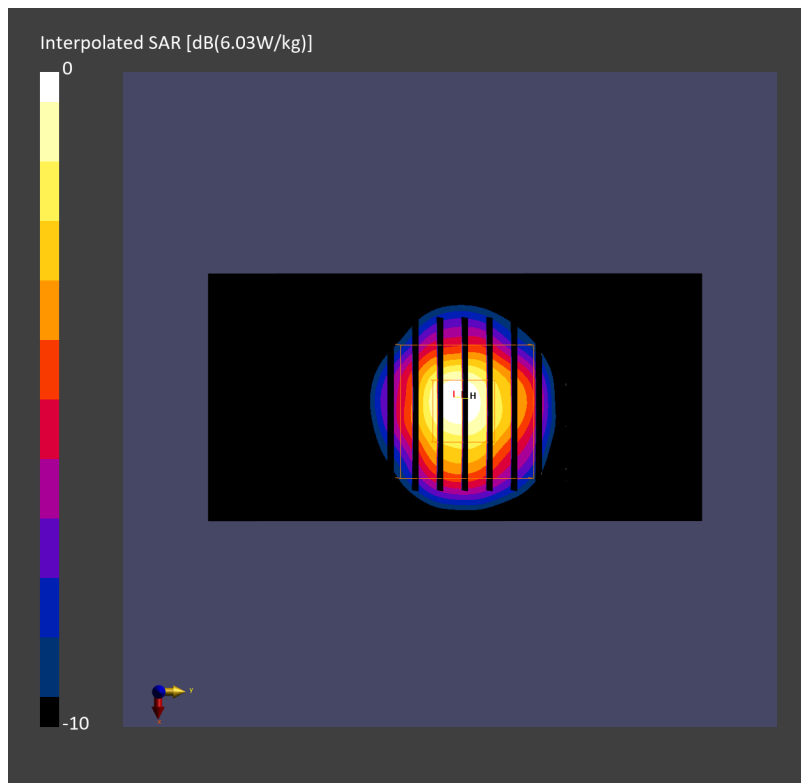
Pin=17.0dBm/Zoom Scan (22.0 mm x 22.0 mm x 22.0 mm): Measurement Grid: 4.0 mm x 4.0 mm x 1.4 mm

Power Drift = 0.02 dB

SAR (1g) = 4.13 W/kg; SAR (8g) = 1.38 W/kg; SAR (10g) = 1.18 W/kg

Smallest distance from peaks to all points 3 dB below = 7.2 mm

Ratio of SAR at M2 to SAR at M1 = 63.6 %



System Check_Head_5600MHz

DUT: D5GHzV2 - SN1006

Communication System: CW; Frequency: 5600.000 MHz

Medium: HSL_5G_240226 Medium parameters used: $f = 5600.000$ MHz; $\sigma = 5.15$ S/m; $\epsilon_r = 36.3$

Ambient Temperature: 23.6°C; Liquid Temperature: 22.6°C

DASY8 Configuration:

- Probe: EX3DV4 - SN3925; ConvF(4.95, 4.95, 4.95); Calibrated: 2023-04-25
- Sensor-Surface: 1.4 mm
- Electronics: DAE4 Sn703; Calibrated: 2023-05-16
- Phantom: Twin-SAM V8.0 (30deg probe tilt); Serial: 2055; Section: Flat
- Measurement Software: 16.2.4.2524
- UID: CW, 0--

Pin=17.0dBm/Area Scan (40.0 mm x 80.0 mm): Measurement Grid: 10.0 mm x 10.0 mm

SAR (1g) = 3.95 W/kg; SAR (10g) = 1.13 W/kg;

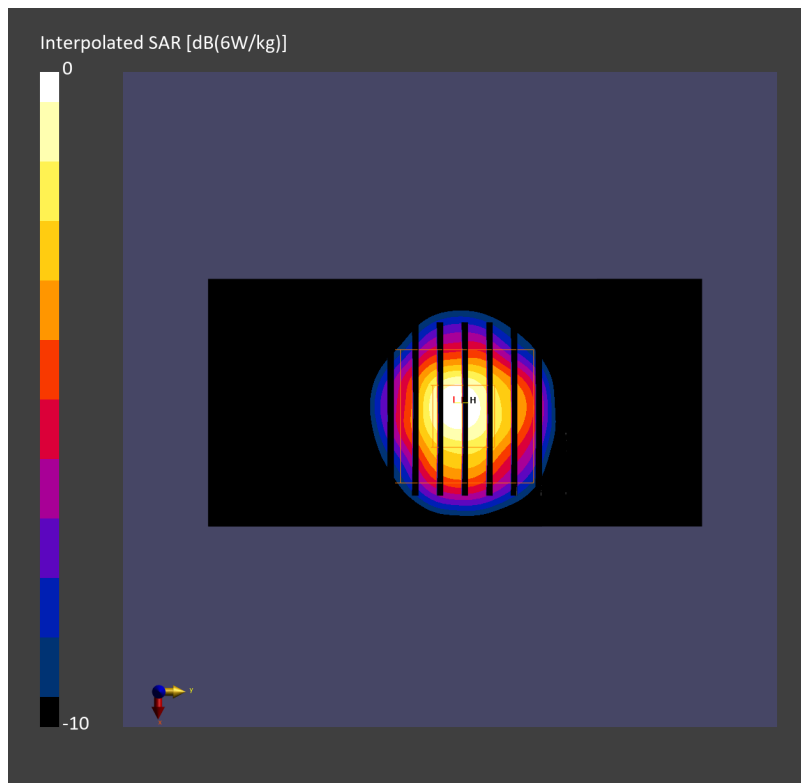
Pin=17.0dBm/Zoom Scan (22.0 mm x 22.0 mm x 22.0 mm): Measurement Grid: 4.0 mm x 4.0 mm x 1.4 mm

Power Drift = 0.03 dB

SAR (1g) = 4.11 W/kg; SAR (8g) = 1.37 W/kg; SAR (10g) = 1.18 W/kg

Smallest distance from peaks to all points 3 dB below = 7.2 mm

Ratio of SAR at M2 to SAR at M1 = 63.3 %



System Check_Head_5600MHz

DUT: D5GHzV2 - SN1006

Communication System: CW; Frequency: 5600.000 MHz

Medium: HSL_5G_240326 Medium parameters used: $f = 5600.000$ MHz; $\sigma = 5.15$ S/m; $\epsilon_r = 35.3$

Ambient Temperature: 23.5°C; Liquid Temperature: 22.5°C

DASY8 Configuration:

- Probe: EX3DV4 - SN3642; ConvF(4.11, 4.11, 4.11); Calibrated: 2023-04-26
- Sensor-Surface: 1.4 mm
- Electronics: DAE4ip Sn1823; Calibrated: 2023-07-31
- Phantom: Twin-SAM V8.0 (30deg probe tilt); Serial: 2149; Section: Flat
- Measurement Software: 16.2.4.2524
- UID: CW, 0--

Pin=17.0dBm/Area Scan (40.0 mm x 80.0 mm): Measurement Grid: 10.0 mm x 10.0 mm

SAR (1g) = 4.24 W/kg; SAR (10g) = 1.19 W/kg;

Pin=17.0dBm/Zoom Scan (22.0 mm x 22.0 mm x 22.0 mm): Measurement Grid: 4.0 mm x 4.0 mm x 1.4 mm

Power Drift = 0.00 dB

SAR (1g) = 4.44 W/kg; SAR (8g) = 1.47 W/kg; SAR (10g) = 1.25 W/kg

Smallest distance from peaks to all points 3 dB below = 7.4 mm

Ratio of SAR at M2 to SAR at M1 = 63.0 %

