



FCC RADIO TEST REPORT

FCC ID : A4RG1MNW
Equipment : Phone
Model Name : G1MNW
Applicant : Google LLC
1600 Amphitheatre Parkway,
Mountain View, California, 94043 USA
Standard : FCC 47 CFR Part 2, 22(H), 24(E), 27,
Part 90(R), Part 90(S)

The product was received on Feb. 02, 2023 and testing was performed from Feb. 08, 2023 to Jun. 09, 2023. We, Sporton International Inc. Wensan Laboratory, would like to declare that the tested sample has been evaluated in accordance with the test procedures given in ANSI / TIA-603-E and has been in compliance with the applicable technical standards.

The test results in this report apply exclusively to the tested model / sample. Without written approval from Sporton International Inc. Wensan Laboratory, the test report shall not be reproduced except in full.

Louis Wu

Approved by: Louis Wu

Sporton International Inc. Wensan Laboratory

No.58, Aly. 75, Ln. 564, Wenhua 3rd, Rd., Guishan Dist., Taoyuan City 333010, Taiwan (R.O.C.)



Table of Contents

History of this test report..... 3

Summary of Test Result..... 4

1 General Description 6

 1.1 Product Feature of Equipment Under Test.....6

 1.2 Product Specification of Equipment Under Test.....7

 1.3 Modification of EUT 10

 1.4 Testing Location 11

 1.5 Applicable Standards..... 12

2 Test Configuration of Equipment Under Test 13

 2.1 Test Mode..... 13

 2.2 Connection Diagram of Test System..... 20

 2.3 Support Unit used in test configuration and system 21

 2.4 Measurement Results Explanation Example..... 21

 2.5 Frequency List of Low/Middle/High Channels 22

3 Conducted Test Items..... 36

 3.1 Measuring Instruments 36

 3.2 Conducted Output Power and ERP/EIRP 37

 3.3 Peak-to-Average Ratio 38

 3.4 Occupied Bandwidth..... 39

 3.5 Conducted Band Edge 40

 3.6 Emission Mask..... 43

 3.7 Conducted Spurious Emission 45

 3.8 Frequency Stability 46

4 Radiated Test Items 47

 4.1 Measuring Instruments 47

 4.2 Radiated Spurious Emission Measurement 49

5 List of Measuring Equipment..... 51

6 Measurement Uncertainty 53

Appendix A. Test Results of Conducted Test

Appendix B. Test Results of Radiated Test

Appendix C. Test Setup Photographs



Summary of Test Result

Report Clause	Ref Std. Clause	Test Items	Result (PASS/FAIL)	Remark
3.2	§2.1046	Conducted Output Power	Reporting only	-
	§22.913 (a)(5) §90.635	Effective Radiated Power (Band 5) (Band 26)	Pass	
	§27.50 (b)(10) §27.50 (c)(10)	Effective Radiated Power (Band 12) (Band 13) (Band 17) (Band 71)		
	§24.232 (c) §27.50 (h)(2)	Equivalent Isotropic Radiated Power (Band 2) (Band 25) (Band 7) (Band 38) (Band 41)		
	§27.50 (d)(4)	Equivalent Isotropic Radiated Power (Band 4) (Band 66)		
	§27.50 (a)(3)	Effective Isotropic Radiated Power (Band 30)		
	§90.542 (a)(7)	Effective Radiated Power (Band 14)		
3.3	§24.232 (d) §27.50 (d)(5)	Peak-to-Average Ratio	Pass	-
3.4	§2.1049	Occupied Bandwidth	Reporting only	-
3.5	§2.1051 §22.917 (a) §24.238 (a) §27.53 (c)(2)(4) §27.53 (g) §27.53 (h)	Conducted Band Edge Measurement (Band 2) (Band 4) (Band 5) (Band 12) (Band 13) (Band 17) (Band 25) (Band 26) (Band 66) (Band 71)	Pass	-
	§2.1051 §27.53 (m)(4)	Conducted Band Edge Measurement (Band 7) (Band 38) (Band 41)		
	§2.1051 §27.53 (a)(4)	Conducted Band Edge Measurement (Band 30)		
	§2.1051 §90.543 (e)(2)	Conducted Band Edge Measurement (Band 14)		
3.6	§2.1051 §90.210 (n)	Emission Mask (Band 14)	Pass	-
	§2.1051 §90.691	Emission masks (Band 26)		



Report Clause	Ref Std. Clause	Test Items	Result (PASS/FAIL)	Remark
3.7	§2.1051 §22.917 (a) §24.238 (a) §27.53 (c)(2) §27.53 (g) §27.53 (h) §90.691	Conducted Spurious Emission (Band 2) (Band 4) (Band 5) (Band 12) (Band 13) (Band 17) (Band 25) (Band 26) (Band 66) (Band 71)	Pass	-
	§2.1051 §27.53 (m)(4)	Conducted Spurious Emission (Band 7) (Band 38) (Band 41)		
	§2.1051 §27.53 (a)(4)	Conducted Spurious Emission (Band 30)		
	§2.1051 §90.543 (e)(3)	Conducted Spurious Emission (Band 14)		
3.8	§2.1055 §22.355 §24.235 §27.54 §90.539 (e) §90.691	Frequency Stability Temperature & Voltage	Pass	-
4.2	§2.1053 §22.917 (a) §24.238 (a) §27.53 (c)(2) §27.53 (f) §27.53 (g) §27.53 (h) §90.691	Radiated Spurious Emission (Band 2) (Band 4) (Band 5) (Band 12) (Band 13) (Band 17) (Band 25) (Band 26) (Band 66) (Band 71)	Pass	5.85 dB under the limit at 6931.000 MHz for Primary Antenna
	§2.1053 §27.53 (m)(4)	Radiated Spurious Emission (Band 7) (Band 38) (Band 41)		11.47 dB under the limit at 9221.000 MHz for ASDIV Antenna
	§2.1053 §27.53 (a)(4)	Radiated Spurious Emission (Band 30)		
	§2.1053 §90.543 (e)(3) §90.543 (f)	Radiated Spurious Emission (Band 14)		

Conformity Assessment Condition:

- The test results (PASS/FAIL) with all measurement uncertainty excluded are presented against the regulation limits or in accordance with the requirements stipulated by the applicant/manufacturer who shall bear all the risks of non-compliance that may potentially occur if measurement uncertainty is taken into account.
- The measurement uncertainty please refer to each test result in the section "Measurement Uncertainty".

Disclaimer:

The product specifications of the EUT presented in the test report that may affect the test assessments are declared by the manufacturer who shall take full responsibility for the authenticity.

Reviewed by: William Chen

Report Producer: Clio Lo



1 General Description

1.1 Product Feature of Equipment Under Test

Product Feature	
Equipment	Phone
Model Name	G1MNW
FCC ID	A4RG1MNW
EUT supports Radios application	GSM/EGPRS/WCDMA/HSPA/LTE/5G NR/NFC/GNSS/ UWB/WPT WLAN 11b/g/n HT20 WLAN 11a/n HT20/HT40 WLAN 11ac VHT20/VHT40/VHT80/VHT160 WLAN 11ax HE20/HE40/HE80/HE160 WLAN 11be EHT20/EHT40/EHT80/EHT160 Bluetooth BR/EDR/LE/HR

Remark: The above EUT's information was declared by manufacturer.

EUT Information List	
S/N	Performed Test Item
33141FDJG0012X	Conducted Measurement ERP/EIRP
33161FDJG000AY	Radiated Spurious Emission



1.2 Product Specification of Equipment Under Test

Product Specification is subject to this standard	
Tx Frequency	LTE Band 2: 1850.7 MHz ~ 1909.3 MHz LTE Band 4: 1710.7 MHz ~ 1754.3 MHz LTE Band 5: 824.7 MHz ~ 848.3 MHz LTE Band 7: 2502.5 MHz ~ 2567.5 MHz LTE Band 12: 699.7 MHz ~ 715.3 MHz LTE Band 13: 779.5 MHz ~ 784.5 MHz LTE Band 14: 790.5 MHz ~ 795.5 MHz LTE Band 17: 706.5 MHz ~ 713.5 MHz LTE Band 25: 1850.7 MHz ~ 1914.3 MHz LTE Band 26: 824.7 MHz ~ 848.3 MHz (Part22H) LTE Band 26: 814.7 MHz ~ 823.3 MHz (Part90S) LTE Band 30: 2307.5 MHz ~ 2312.5 MHz LTE Band 38: 2572.5 MHz ~ 2617.5 MHz LTE Band 41: 2498.5 MHz ~ 2687.5 MHz LTE Band 66: 1710.7 MHz ~ 1754.3 MHz LTE Band 71: 665.5 MHz ~ 695.5 MHz
Rx Frequency	LTE Band 2: 1930.7 MHz ~ 1989.3 MHz LTE Band 4: 2110.7 MHz ~ 2154.3 MHz LTE Band 5: 869.7 MHz ~ 893.3 MHz LTE Band 7: 2622.5 MHz ~ 2687.5 MHz LTE Band 12: 729.7 MHz ~ 745.3 MHz LTE Band 13: 748.5 MHz ~ 753.5 MHz LTE Band 14: 760.5 MHz ~ 765.5 MHz LTE Band 17: 736.5 MHz ~ 743.5 MHz LTE Band 25: 1930.7 MHz ~ 1994.3 MHz LTE Band 26: 869.7MHz ~ 893.3MHz (Part22H) LTE Band 26: 859.7 MHz ~ 868.3 MHz (Part90S) LTE Band 30: 2352.5 MHz ~ 2357.5 MHz LTE Band 38: 2572.5MHz ~ 2617.5MHz LTE Band 41: 2498.5 MHz ~ 2687.5 MHz LTE Band 66: 2110.7 MHz ~ 2154.3 MHz LTE Band 71: 619.5 MHz ~ 649.5 MHz
Bandwidth	LTE Band 2: 1.4MHz / 3MHz / 5MHz / 10MHz / 15MHz / 20MHz LTE Band 4: 1.4MHz / 3MHz / 5MHz / 10MHz / 15MHz / 20MHz LTE Band 5: 1.4MHz / 3MHz / 5MHz / 10MHz LTE Band 7: 5MHz / 10MHz / 15MHz / 20MHz LTE Band 12: 1.4MHz / 3MHz / 5MHz / 10MHz LTE Band 13: 5MHz / 10MHz LTE Band 14: 5MHz / 10MHz LTE Band 17: 5MHz / 10MHz LTE Band 25: 1.4MHz / 3MHz / 5MHz / 10MHz / 15MHz / 20MHz LTE Band 26: 1.4MHz / 3MHz / 5MHz / 10MHz / 15MHz LTE Band 30: 5MHz / 10MHz LTE Band 38: 5MHz / 10MHz / 15MHz / 20MHz LTE Band 41: 5MHz / 10MHz / 15MHz / 20MHz LTE Band 66: 1.4MHz / 3MHz / 5MHz / 10MHz / 15MHz / 20MHz LTE Band 71: 5MHz / 10MHz / 15MHz / 20MHz



Product Specification is subject to this standard	
Maximum Output Power to Antenna	<p><Primary Antenna> <Ant. 0> LTE Band 5 : 24.42 dBm LTE Band 5B : 23.60 dBm LTE Band 12 : 24.93 dBm LTE Band 13 : 24.76 dBm LTE Band 14 : 24.77 dBm LTE Band 17 : 24.76 dBm LTE Band 26 : 24.57 dBm (Part22H) LTE Band 26 : 24.42 dBm (Part90S) LTE Band 71 : 24.70 dBm</p> <p><Ant. 2> LTE Band 2 : 24.76 dBm LTE Band 4 : 24.66 dBm LTE Band 7 : 25.13 dBm LTE Band 7C : 23.95 dBm LTE Band 25 : 24.85 dBm LTE Band 30 : 22.65 dBm LTE Band 38 : 23.40 dBm LTE Band 38 : 26.24 dBm for HPUE LTE Band 38C : 23.13 dBm LTE Band 41 : 23.51 dBm LTE Band 41 : 26.31 dBm for HPUE LTE Band 41C : 19.66 dBm LTE Band 66 : 24.75 dBm LTE Band 66B : 23.24 dBm LTE Band 66C : 23.05 dBm</p> <p><ASDIV Antenna> <Ant. 0> LTE Band 2 : 24.27 dBm LTE Band 4 : 24.28 dBm LTE Band 7 : 24.28 dBm LTE Band 7C : 21.73 dBm LTE Band 25 : 24.49 dBm LTE Band 30 : 22.32 dBm LTE Band 38 : 22.37 dBm LTE Band 38 : 25.33 dBm for HPUE LTE Band 38C : 21.79 dBm LTE Band 41 : 22.58 dBm LTE Band 41 : 25.54 dBm for HPUE LTE Band 41C : 19.17 dBm LTE Band 66 : 24.33 dBm LTE Band 66B : 22.75 dBm LTE Band 66C : 24.04 dBm</p> <p><Ant. 1> LTE Band 5 : 24.34 dBm LTE Band 5B : 23.99 dBm LTE Band 12 : 24.76 dBm LTE Band 13 : 24.74 dBm LTE Band 14 : 24.77 dBm LTE Band 17 : 24.80 dBm LTE Band 26 : 24.41 dBm (Part22H) LTE Band 26 : 24.32 dBm (Part90S) LTE Band 71 : 24.54 dBm</p>



Product Specification is subject to this standard	
Antenna Type	<Primary Antenna> <Ant. 0>: PIFA Antenna <Ant. 1>: PIFA Antenna <Ant. 2>: IFA Antenna <ASDIV Antenna> <Ant. 0>: PIFA Antenna <Ant. 1>: PIFA Antenna <Ant. 5>: PIFA Antenna
Type of Modulation	QPSK / 16QAM / 64QAM / 256QAM

<Primary Antenna>

Radio Tech	Band Number	Antenna name	Gain
LTE	B2	Ant. 2	1.8
		Ant. 1	-3.3
LTE	B4	Ant. 2	0.5
		Ant. 1	-2.3
LTE	B5	Ant. 0	-3.5
LTE	B7	Ant. 2	-1.8
LTE	B12	Ant. 0	-3.9
LTE	B13	Ant. 0	-2.7
LTE	B14	Ant. 0	-2.7
LTE	B17	Ant. 0	-3.9
LTE	B25	Ant. 2	1.8
LTE	B26	Ant. 0	-3.5
LTE	B30	Ant. 2	0.9
LTE	B38	Ant. 2	-2.0
LTE	B41	Ant. 2	-1.8
LTE	B66	Ant. 2	0.7
		Ant. 1	-2.3
LTE	B71	Ant. 0	-4.5



<ASDIV Antenna>

Radio Tech	Band Number	Antenna name	Gain
LTE	B2	Ant. 0	-0.6
		Ant. 5	-3.4
LTE	B4	Ant. 0	0.4
		Ant. 5	-2.2
LTE	B5	Ant. 1	-5.2
LTE	B7	Ant. 0	-0.1
LTE	B12	Ant. 1	-6.2
LTE	B13	Ant. 1	-4.8
LTE	B14	Ant. 1	-4.8
LTE	B17	Ant. 1	-6.2
LTE	B25	Ant. 0	-0.6
LTE	B26	Ant. 1	-5.2
LTE	B30	Ant. 0	0.6
LTE	B38	Ant. 0	-0.1
LTE	B41	Ant. 0	-0.1
LTE	B66	Ant. 0	0.4
		Ant. 5	-2.2
LTE	B71	Ant. 1	-7.0

Remark: The EUT's information above is declared by manufacturer. Please refer to Disclaimer in report summary.

1.3 Modification of EUT

No modifications made to the EUT during the testing.



1.4 Testing Location

Test Site	Sporton International Inc. EMC & Wireless Communications Laboratory	
Test Site Location	No.52, Huaya 1st Rd., Guishan Dist., Taoyuan City 333, Taiwan (R.O.C.) TEL: +886-3-327-3456 FAX: +886-3-328-4978	
Test Site No.	Sporton Site No.	
	TH03-HY (TAF Code: 1190)	
Test Engineer	HaoEn Zhang	
Temperature (°C)	21.3~23.2	
Relative Humidity (%)	52.1~54.5	
Remark	The Conducted test item subcontracted to Sporton International Inc. EMC & Wireless Communications Laboratory.	

Test Site	Sporton International Inc. Wensan Laboratory	
Test Site Location	No.58, Aly. 75, Ln. 564, Wenhua 3rd, Rd., Guishan Dist., Taoyuan City 333010, Taiwan (R.O.C.) TEL: +886-3-327-0868 FAX: +886-3-327-0855	
Test Site No.	Sporton Site No.	
	03CH11-HY	03CH21-HY
Test Engineer	Yuan Lee, Fu Chen and Troye Hsieh	Jack Cheng and Karl Hou
Temperature (°C)	19.1~25.5	18~26
Relative Humidity (%)	51.2~68.1	50~70

Note: The test site complies with ANSI C63.4 2014 requirement.

FCC Designation No.: TW1190 and TW3786



1.5 Applicable Standards

According to the specifications of the manufacturer, the EUT must comply with the requirements of the following standards:

- ♦ ANSI C63.26-2015
- ♦ ANSI / TIA-603-E
- ♦ FCC 47 CFR Part 2, 22(H), 24(E), 27, Part 90(R), Part 90(S)
- ♦ FCC KDB 971168 D01 Power Meas. License Digital Systems v03r01
- ♦ FCC KDB 412172 D01 Determining ERP and EIRP v01r01
- ♦ FCC KDB 414788 D01 Radiated Test Site v01r01.

Remark:

1. All the test items were validated and recorded in accordance with the standards without any modification during the testing.
2. The TAF code is not including all the FCC KDB listed without accreditation.



2 Test Configuration of Equipment Under Test

2.1 Test Mode

Antenna port conducted and radiated test items listed below are performed according to KDB 971168 D01 Power Meas. License Digital Systems v03r01 with maximum output power.

For radiated measurement, the measured emission level of the EUT was maximized by rotating the EUT on a turntable, adjusting the orientation of the EUT and EUT antenna in three orthogonal axis (X: flat, Y: portrait, Z: landscape), and accessory (Adapter or Earphone) and adjusting the measurement antenna orientation, following C63.26 exploratory test procedures and only the worst case emissions were reported in this report..

Test Items	Band	Bandwidth (MHz)						Modulation				RB #			Test Channel		
		1.4	3	5	10	15	20	QPSK	16QAM	64QAM	256QAM	1	Half	Full	L	M	H
Max. Output Power	2	v	v	v	v	v	v	v	v	v	v	v	v	v	v	v	v
	4	v	v	v	v	v	v	v	v	v	v	v	v	v	v	v	v
	5	v	v	v	v	-	-	v	v	v	v	v	v	v	v	v	v
	7	-	-	v	v	v	v	v	v	v	v	v	v	v	v	v	v
	12	v	v	v	v	-	-	v	v	v	v	v	v	v	v	v	v
	13	-	-	v	v	-	-	v	v	v	v	v	v	v	v	v	v
	14	-	-	v	v	-	-	v	v	v	v	v	v	v	v	v	v
	17	-	-	v	v	-	-	v	v	v	v	v	v	v	v	v	v
	25	v	v	v	v	v	v	v	v	v	v	v	v	v	v	v	v
	26	v	v	v	v	v	-	v	v	v	v	v	v	v	v	v	v
	30	-	-	v	v	-	-	v	v	v	v	v	v	v	v	v	v
	38	-	-	v	v	v	v	v	v	v	v	v	v	v	v	v	v
	41	-	-	v	v	v	v	v	v	v	v	v	v	v	v	v	v
	66	v	v	v	v	v	v	v	v	v	v	v	v	v	v	v	v
71	-	-	v	v	v	v	v	v	v	v	v	v	v	v	v	v	



Test Items	Band	Bandwidth (MHz)						Modulation				RB #			Test Channel		
		1.4	3	5	10	15	20	QPSK	16QAM	64QAM	256QAM	1	Half	Full	L	M	H
Peak-to-Average Ratio	2						v	v	v	v	v			v		v	
	4						v	v	v	v	v			v		v	
	5				v	-	-	v	v	v	v			v		v	
	7	-	-				v	v	v	v	v			v		v	
	12				v	-	-	v	v	v	v			v		v	
	13	-	-		v	-	-	v	v	v	v			v		v	
	14	-	-		v	-	-	v	v	v	v			v		v	
	17	-	-		v	-	-	v	v	v	v			v		v	
	25						v	v	v	v	v			v		v	
	26					v	-	v	v	v	v			v		v	
	30	-	-		v	-	-	v	v	v	v			v		v	
	38	-	-				v	v	v	v	v			v		v	
	41	-	-				v	v	v	v	v			v		v	
	66						v	v	v	v	v			v		v	
71	-	-				v	v	v	v	v			v		v		
26dB and 99% Bandwidth	2	v	v	v	v	v	v	v	v	v	v			v		v	
	4	v	v	v	v	v	v	v	v	v	v			v		v	
	5	v	v	v	v	-	-	v	v	v	v			v		v	
	7	-	-	v	v	v	v	v	v	v	v			v		v	
	12	v	v	v	v	-	-	v	v	v	v			v		v	
	13	-	-	v	v	-	-	v	v	v	v			v		v	
	14	-	-	v	v	-	-	v	v	v	v			v		v	
	17	-	-	v	v	-	-	v	v	v	v			v		v	
	25	v	v	v	v	v	v	v	v	v	v			v		v	
	26	v	v	v	v	v	-	v	v	v	v			v		v	
	30	-	-	v	v	-	-	v	v	v	v			v		v	
	38	-	-	v	v	v	v	v	v	v	v			v		v	
	41	-	-	v	v	v	v	v	v	v	v			v		v	
	66	v	v	v	v	v	v	v	v	v	v			v		v	
71	-	-	v	v	v	v	v	v	v	v			v		v		



Test Items	Band	Bandwidth (MHz)						Modulation				RB #			Test Channel		
		1.4	3	5	10	15	20	QPSK	16QAM	64QAM	256QAM	1	Half	Full	L	M	H
Conducted Band Edge	2	v	v	v	v	v	v	v	v	v	v	v		v	v		v
	4	v	v	v	v	v	v	v	v	v	v	v		v	v		v
	5	v	v	v	v	-	-	v	v	v	v	v		v	v		v
	7	-	-	v	v	v	v	v	v	v	v	v		v	v		v
	12	v	v	v	v	-	-	v	v	v	v	v		v	v		v
	13	-	-	v	v	-	-	v	v	v	v	v		v	v		v
	14	-	-	v	v	-	-	v	v	v	v	v		v	v		v
	17	-	-	v	v	-	-	v	v	v	v	v		v	v		v
	25	v	v	v	v	v	v	v	v	v	v	v		v	v		v
	26	v	v	v	v	v	-	v	v	v	v	v		v	v		v
	30	-	-	v	v	-	-	v	v	v	v	v		v	v		v
	38	-	-	v	v	v	v	v	v	v	v	v		v	v		v
	41	-	-	v	v	v	v	v	v	v	v	v		v	v		v
	66	v	v	v	v	v	v	v	v	v	v	v		v	v		v
71	-	-	v	v	v	v	v	v	v	v	v		v	v		v	
Emission Mask	14	-	-	v	v	-	-	v	v	v	v	v		v	v	v	v
	26	v	v	v	v	v	-	v	v	v	v	v		v	v		v
Conducted Spurious Emission	2	v	v	v	v	v	v	v	v	v	v	v			v	v	v
	4	v	v	v	v	v	v	v	v	v	v	v			v	v	v
	5	v	v	v	v	-	-	v	v	v	v	v			v	v	v
	7	-	-	v	v	v	v	v	v	v	v	v			v	v	v
	12	v	v	v	v	-	-	v	v	v	v	v			v	v	v
	13	-	-	v	v	-	-	v	v	v	v	v			v	v	v
	14	-	-	v	v	-	-	v	v	v	v	v			v	v	v
	17	-	-	v	v	-	-	v	v	v	v	v			v	v	v
	25	v	v	v	v	v	v	v	v	v	v	v			v	v	v
	26	v	v	v	v	v	-	v	v	v	v	v			v	v	v
	30	-	-	v	v	-	-	v	v	v	v	v			v	v	v
	38	-	-	v	v	v	v	v	v	v	v	v			v	v	v
	41	-	-	v	v	v	v	v	v	v	v	v			v	v	v
	66	v	v	v	v	v	v	v	v	v	v	v			v	v	v
71	-	-	v	v	v	v	v	v	v	v	v			v	v	v	



Test Items	Band	Bandwidth (MHz)						Modulation				RB #			Test Channel			
		1.4	3	5	10	15	20	QPSK	16QAM	64QAM	256QAM	1	Half	Full	L	M	H	
Frequency Stability	2				v			v							v		v	
	4				v			v							v		v	
	5				v	-	-	v							v		v	
	7	-	-		v			v							v		v	
	12				v	-	-	v							v		v	
	13	-	-		v	-	-	v							v		v	
	14	-	-		v	-	-	v							v		v	
	17	-	-		v	-	-	v							v		v	
	25				v			v							v		v	
	26				v		-	v							v		v	
	30	-	-		v	-	-	v							v		v	
	38	-	-		v			v							v		v	
	41	-	-		v			v							v		v	
	66				v			v							v		v	
71	-	-		v			v							v		v		
E.R.P / E.I.R.P	2	v	v	v	v	v	v	v	v	v	v							
	4	v	v	v	v	v	v	v	v	v	v							
	5	v	v	v	v	-	-	v	v	v	v							
	7	-	-	v	v	v	v	v	v	v	v							
	12	v	v	v	v	-	-	v	v	v	v							
	13	-	-	v	v	-	-	v	v	v	v							
	14	-	-	v	v	-	-	v	v	v	v							
	17	-	-	v	v	-	-	v	v	v	v							
	25	v	v	v	v	v	v	v	v	v	v							
	26	v	v	v	v	v	-	v	v	v	v							
	30	-	-	v	v	-	-	v	v	v	v							
	38	-	-	v	v	v	v	v	v	v	v							
	41	-	-	v	v	v	v	v	v	v	v							
	66	v	v	v	v	v	v	v	v	v	v							
71	-	-	v	v	v	v	v	v	v	v								

Max. Power



Test Items	Band	Bandwidth (MHz)						Modulation				RB #			Test Channel		
		1.4	3	5	10	15	20	QPSK	16QAM	64QAM	256QAM	1	Half	Full	L	M	H
Radiated Spurious Emission	2	Covered by Band 25															
	4	Covered by Band 66															
	5	Covered by Band 26															
	7	Worst Case												v	v	v	
	12	Worst Case												v	v	v	
	13	Worst Case												v	v	v	
	14	Worst Case												v	v	v	
	17	Covered by Band 12															
	25	Worst Case												v	v	v	
	26	Worst Case												v	v	v	
	30	Worst Case												v	v	v	
	38	Covered by Band 41															
	41	Worst Case												v	v	v	
	66	Worst Case												v	v	v	
71	Worst Case												v	v	v		
Remark	<ol style="list-style-type: none"> The mark "v" means that this configuration is chosen for testing The mark "-" means that this bandwidth is not supported. The device is investigated from 30MHz to 10 times of fundamental signal for radiated spurious emission test under different RB size/offset and modulations in exploratory test. Subsequently, only the worst case emissions are reported. All the radiated test cases were performed with Adapter 2 and USB Cable 1. During the preliminary test, both charging modes (Adapter mode and WPT mode) and standalone mode were verified. It is determined that the adaptor mode is the worst case for official test. Wider operating range bandwidth covers narrower one when the power is higher or the same. One representative bandwidth is selected to perform PAR and frequency stability. 																



Test Items	Band	Bandwidth (MHz)					Modulation				RB #			Test Channel					
		3+5	5+3	5+10	10+5	10+10	QPSK	16QAM	64QAM	256QAM	1	Half	Full	L	M	H			
Max. Output Power	5_CA	v	v	v	v	v	v	v	v	v	v	v	v	v	v	v	v	v	v
26dB and 99% Bandwidth	5_CA	v	v	v	v	v	v	v	v	v			v			v		v	
Conducted Band Edge	5_CA	v	v	v	v	v	v	v	v	v	v		v	v		v			v
Conducted Spurious Emission	5_CA	v	v	v	v	v	v	v	v	v	v					v	v	v	v
E.R.P.	5_CA	v	v	v	v	v	v	v	v	v	Max. Power								
Radiated Spurious Emission	5_CA	Worst Case												v	v	v			
Remark	<ol style="list-style-type: none"> The mark "v" means that this configuration is chosen for testing The mark "-" means that this bandwidth is not supported. The device is investigated from 30MHz to 10 times of fundamental signal for radiated spurious emission test under different RB size/offset and modulations in exploratory test. Subsequently, only the worst case emissions are reported. During the preliminary test, both charging modes (Adapter mode and WPT mode) and standalone mode were verified. It is determined that the adaptor mode is the worst case for official test. All the radiated test cases were performed with Adapter 2 and USB Cable 1. 																		

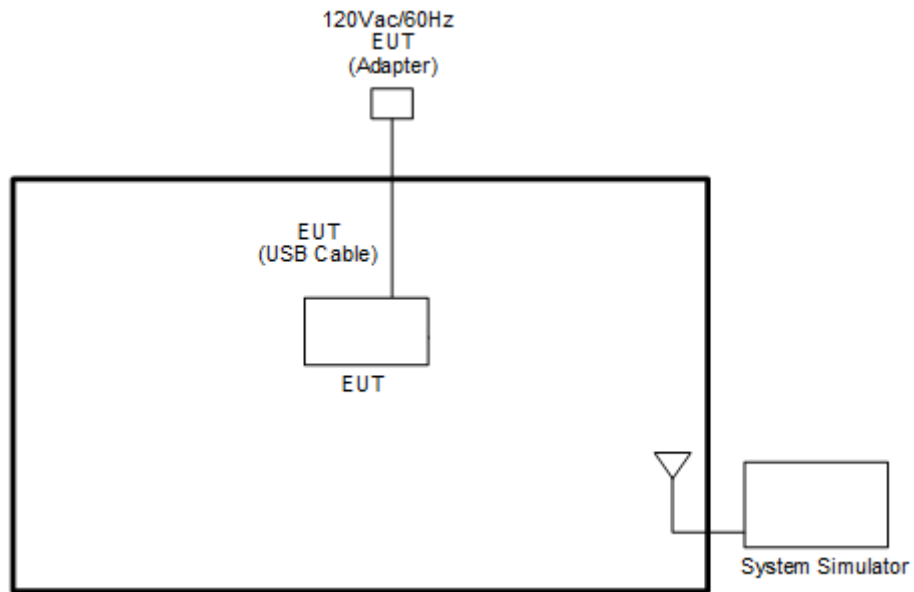
Test Items	Band	Bandwidth (MHz)						Modulation				RB #			Test Channel					
		5+5	5+10	10+5	5+15	15+5	10+10	QPSK	16QAM	64QAM	256QAM	1	Half	Full	L	M	H			
Max. Output Power	66B_CA	v	v	v	v	v	v	v	v	v	v	v	v	v	v	v	v	v	v	v
26dB and 99% Bandwidth	66B_CA	v	v	v	v	v	v	v	v	v	v			v			v		v	
Conducted Band Edge	66B_CA	v	v	v	v	v	v	v	v	v	v	v		v	v		v			v
Conducted Spurious Emission	66B_CA	v	v	v	v	v	v	v	v	v	v	v					v	v	v	v
E.I.R.P.	66B_CA	v	v	v	v	v	v	v	v	v	v	Max. Power								
Radiated Spurious Emission	66B_CA	Worst Case												v	v	v				
Remark	<ol style="list-style-type: none"> The mark "v" means that this configuration is chosen for testing The mark "-" means that this bandwidth is not supported. The device is investigated from 30MHz to 10 times of fundamental signal for radiated spurious emission test under different RB size/offset and modulations in exploratory test. Subsequently, only the worst case emissions are reported. During the preliminary test, both charging modes (Adapter mode and WPT mode) and standalone mode were verified. It is determined that the adaptor mode is the worst case for official test. All the radiated test cases were performed with Adapter 2 and USB Cable 1. 																			



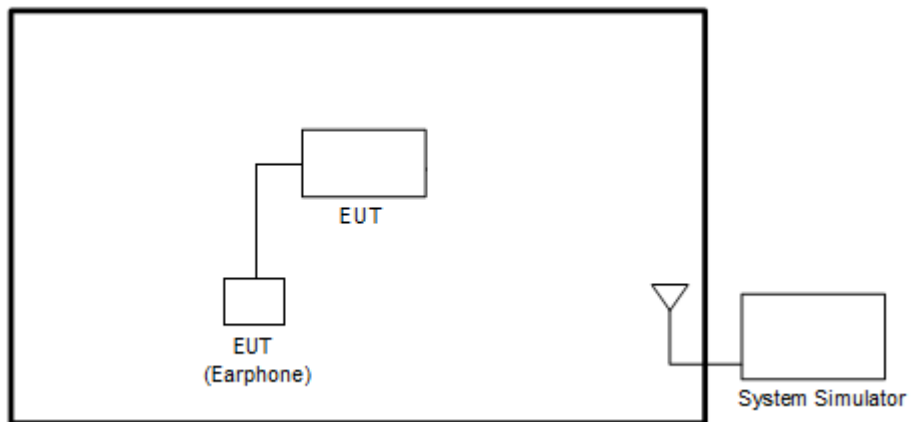
Test Items	Band	Bandwidth (MHz)										Modulation				RB #			Test Channel		
		20+20	20+15	15+20	20+10	10+20	20+5	5+20	15+15	15+10	10+15	QPSK	16QAM	64QAM	256QAM	1	Half	Full	L	M	H
Max. Output Power	7_CA	v	v	v	v	v	-	-	v	v	-	v	v	v	v	v	v	v	v	v	v
	38_CA	v	-	-	-	-	-	-	v	-	-	v	v	v	v	v	v	v	v	v	v
	41_CA	v	v	v	v	v	v	v	v	v	v	v	v	v	v	v	v	v	v	v	v
	66_CA	v	v	v	v	v	v	v	v	v	v	v	v	v	v	v	v	v	v	v	v
26dB and 99% Bandwidth	7_CA	v	v	v	v	v	-	-	v	v	-	v	v	v	v			v		v	
	38_CA	v	-	-	-	-	-	-	v	-	-	v	v	v	v			v		v	
	41_CA	v	v	v	v	v	v	v	v	v	v	v	v	v	v			v		v	
	66_CA	v	v	v	v	v	v	v	v	v	v	v	v	v	v			v		v	
Conducted Band Edge	7_CA	v	v	v	v	v	-	-	v	v	-	v	v	v	v	v		v	v		v
	38_CA	v	-	-	-	-	-	-	v	-	-	v	v	v	v	v		v	v		v
	41_CA	v	v	v	v	v	v	v	v	v	v	v	v	v	v	v		v	v		v
	66_CA	v	v	v	v	v	v	v	v	v	v	v	v	v	v	v		v	v		v
Conducted Spurious Emission	7_CA	v	v	v	v	v	-	-	v	v	-	v	v	v	v	v			v	v	v
	38_CA	v	-	-	-	-	-	-	v	-	-	v	v	v	v	v			v	v	v
	41_CA	v	v	v	v	v	v	v	v	v	v	v	v	v	v	v			v	v	v
	66_CA	v	v	v	v	v	v	v	v	v	v	v	v	v	v	v					
E.I.R.P	7_CA	v	v	v	v	v	-	-	v	v	-	v	v	v	v						
	38_CA	v	-	-	-	-	-	-	v	-	-	v	v	v	v						
	41_CA	v	v	v	v	v	v	v	v	v	v	v	v	v	v						
	66_CA	v	v	v	v	v	v	v	v	v	v	v	v	v	v						
Radiated Spurious Emission	7_CA	Worst Case																v	v	v	
	38_CA	Covered by Band 41C																			
	41_CA	Worst Case																v	v	v	
	66_CA	Worst Case																v	v	v	
Remark	<ol style="list-style-type: none"> The mark "v " means that this configuration is chosen for testing The mark "-" means that this bandwidth is not supported. The device is investigated from 30MHz to 10 times of fundamental signal for radiated spurious emission test under different RB size/offset and modulations in exploratory test. Subsequently, only the worst case emissions are reported. All the radiated test cases were performed with Adapter 2 and USB Cable 1. During the preliminary test, both charging modes (Adapter mode and WPT mode) and standalone mode were verified. It is determined that the adaptor mode is the worst case for official test. Wider operating range bandwidth covers narrower one when the power is higher or the same. 																				

2.2 Connection Diagram of Test System

<EUT with Adapter>



<EUT with Earphone>





2.3 Support Unit used in test configuration and system

Item	Equipment	Brand Name	Model No.	FCC ID	Data Cable	Power Cord
1.	System Simulator	Anritsu	MT8820C	N/A	N/A	Unshielded, 1.8 m
2.	System Simulator	Anritsu	MT8821C	N/A	N/A	Unshielded, 1.8 m

2.4 Measurement Results Explanation Example

For all conducted test items:

The offset level is set in the spectrum analyzer to compensate the RF cable loss and attenuator factor between EUT conducted output port and spectrum analyzer. With the offset compensation, the spectrum analyzer reading level is exactly the EUT RF output level.

The spectrum analyzer offset is derived from RF cable loss and attenuator factor.

Offset = RF cable loss + attenuator factor.

Following shows an offset computation example with cable loss 4.2 dB and 10dB attenuator.

Example :

$$\begin{aligned} \text{Offset(dB)} &= \text{RF cable loss(dB)} + \text{attenuator factor(dB)}. \\ &= 4.2 + 10 = 14.2 \text{ (dB)} \end{aligned}$$



2.5 Frequency List of Low/Middle/High Channels

LTE Band 2 Channel and Frequency List				
BW [MHz]	Channel/Frequency(MHz)	Lowest	Middle	Highest
20	Channel	18700	18900	19100
	Frequency	1860	1880	1900
15	Channel	18675	18900	19125
	Frequency	1857.5	1880	1902.5
10	Channel	18650	18900	19150
	Frequency	1855	1880	1905
5	Channel	18625	18900	19175
	Frequency	1852.5	1880	1907.5
3	Channel	18615	18900	19185
	Frequency	1851.5	1880	1908.5
1.4	Channel	18607	18900	19193
	Frequency	1850.7	1880	1909.3

LTE Band 4 Channel and Frequency List				
BW [MHz]	Channel/Frequency(MHz)	Lowest	Middle	Highest
20	Channel	20050	20175	20300
	Frequency	1720	1732.5	1745
15	Channel	20025	20175	20325
	Frequency	1717.5	1732.5	1747.5
10	Channel	20000	20175	20350
	Frequency	1715	1732.5	1750
5	Channel	19975	20175	20375
	Frequency	1712.5	1732.5	1752.5
3	Channel	19965	20175	20385
	Frequency	1711.5	1732.5	1753.5
1.4	Channel	19957	20175	20393
	Frequency	1710.7	1732.5	1754.3



LTE Band 5 Channel and Frequency List				
BW [MHz]	Channel/Frequency(MHz)	Lowest	Middle	Highest
10	Channel	20450	20525	20600
	Frequency	829	836.5	844
5	Channel	20425	20525	20625
	Frequency	826.5	836.5	846.5
3	Channel	20415	20525	20635
	Frequency	825.5	836.5	847.5
1.4	Channel	20407	20525	20643
	Frequency	824.7	836.5	848.3

LTE Band 7 Channel and Frequency List				
BW [MHz]	Channel/Frequency(MHz)	Lowest	Middle	Highest
20	Channel	20850	21100	21350
	Frequency	2510	2535	2560
15	Channel	20825	21100	21375
	Frequency	2507.5	2535	2562.5
10	Channel	20800	21100	21400
	Frequency	2505	2535	2565
5	Channel	20775	21100	21425
	Frequency	2502.5	2535	2567.5

LTE Band 12 Channel and Frequency List				
BW [MHz]	Channel/Frequency(MHz)	Lowest	Middle	Highest
10	Channel	23060	23095	23130
	Frequency	704	707.5	711
5	Channel	23035	23095	23155
	Frequency	701.5	707.5	713.5
3	Channel	23025	23095	23165
	Frequency	700.5	707.5	714.5
1.4	Channel	23017	23095	23173
	Frequency	699.7	707.5	715.3



LTE Band 13 Channel and Frequency List				
BW [MHz]	Channel/Frequency(MHz)	Lowest	Middle	Highest
10	Channel	-	23230	-
	Frequency	-	782	-
5	Channel	23205	23230	23255
	Frequency	779.5	782	784.5

LTE Band 14 Channel and Frequency List				
BW [MHz]	Channel/Frequency(MHz)	Lowest	Middle	Highest
10	Channel	-	23330	-
	Frequency	-	793	-
5	Channel	23305	23330	23355
	Frequency	790.5	793	795.5

LTE Band 17 Channel and Frequency List				
BW [MHz]	Channel/Frequency(MHz)	Lowest	Middle	Highest
10	Channel	23780	23790	23800
	Frequency	709	710	711
5	Channel	23755	23790	23825
	Frequency	706.5	710	713.5

LTE Band 25 Channel and Frequency List				
BW [MHz]	Channel/Frequency(MHz)	Lowest	Middle	Highest
20	Channel	26140	26340	26590
	Frequency	1860	1880	1905
15	Channel	26115	26340	26615
	Frequency	1857.5	1880	1907.5
10	Channel	26090	26340	26640
	Frequency	1855	1880	1910
5	Channel	26065	26340	26665
	Frequency	1852.5	1880	1912.5
3	Channel	26055	26340	26675
	Frequency	1851.5	1880	1913.5
1.4	Channel	26047	26340	26683
	Frequency	1850.7	1880	1914.3



LTE Band 26 Channel and Frequency List (Part22H)				
BW [MHz]	Channel/Frequency(MHz)	Lowest	Middle	Highest
15	Channel	26865	26915	26965
	Frequency	831.5	836.5	841.5
10	Channel	26840	26915	26990
	Frequency	829.0	836.5	844.0
5	Channel	26815	26915	27015
	Frequency	826.5	836.5	846.5
3	Channel	26805	26915	27025
	Frequency	825.5	836.5	847.5
1.4	Channel	26797	26915	27033
	Frequency	824.7	836.5	848.3

LTE Band 26 Channel and Frequency List (Part90S)				
BW [MHz]	Channel/Frequency(MHz)	Lowest	Middle	Highest
15	Channel	26765	-	-
	Frequency	821.5	-	-
10	Channel	-	26740	-
	Frequency	-	819	-
5	Channel	26715	26740	26765
	Frequency	816.5	819	821.5
3	Channel	26705	26740	26775
	Frequency	815.5	819	822.5
1.4	Channel	26697	26740	26783
	Frequency	814.7	819	823.3



LTE Band 26 Channel and Frequency List (Part90S)				
BW [MHz]	Channel/Frequency(MHz)	-	cross-rule channels	-
15	Channel	-	26790	-
	Frequency	-	824	-
10	Channel	-	26790	-
	Frequency	-	824	-
5	Channel	-	26790	-
	Frequency	-	824	-
3	Channel	-	26790	-
	Frequency	-	824	-
1.4	Channel	-	26790	-
	Frequency	-	824	-

LTE Band 30 Channel and Frequency List				
BW [MHz]	Channel/Frequency(MHz)	Lowest	Middle	Highest
10	Channel	-	27710	-
	Frequency	-	2310	-
5	Channel	27685	27710	27735
	Frequency	2307.5	2310	2312.5



LTE Band 38 Channel and Frequency List				
BW [MHz]	Channel/Frequency(MHz)	Lowest	Middle	Highest
20	Channel	37850	38000	38150
	Frequency	2580.0	2595.0	2610.0
15	Channel	37825	38000	38175
	Frequency	2577.5	2595.0	2612.5
10	Channel	37800	38000	38200
	Frequency	2575.0	2595.0	2615.0
5	Channel	37775	38000	38225
	Frequency	2572.5	2595.0	2617.5

LTE Band 41 Channel and Frequency List				
BW [MHz]	Channel/Frequency(MHz)	Lowest	Middle	Highest
20	Channel	39750	40620	41490
	Frequency	2506.0	2593.0	2680.0
15	Channel	39725	40620	41515
	Frequency	2503.5	2593.0	2682.5
10	Channel	39700	40620	41540
	Frequency	2501.0	2593.0	2685.0
5	Channel	39675	40620	41565
	Frequency	2498.5	2593.0	2687.5



LTE Band 66 Channel and Frequency List				
BW [MHz]	Channel/Frequency(MHz)	Lowest	Middle	Highest
20	Channel	132072	132322	132572
	Frequency	1720	1745	1770
15	Channel	132047	132322	132597
	Frequency	1717.5	1745	1772.5
10	Channel	132022	132322	132622
	Frequency	1715	1745	1775
5	Channel	131997	132322	132647
	Frequency	1712.5	1745	1777.5
3	Channel	131987	132322	132657
	Frequency	1711.5	1745	1778.5
1.4	Channel	131979	132322	132665
	Frequency	1710.7	1745	1779.3

LTE Band 71 Channel and Frequency List				
BW [MHz]	Channel/Frequency(MHz)	Lowest	Middle	Highest
20	Channel	133222	133297	133372
	Frequency	673.0	680.5	688.0
15	Channel	133197	133297	133397
	Frequency	670.5	680.5	690.5
10	Channel	133172	133297	133422
	Frequency	668.0	680.5	693.0
5	Channel	133147	133297	133447
	Frequency	665.5	680.5	695.5



LTE Band 5B Channel and Frequency List_CA					
BW [MHz]	Channel/Frequency(MHz)		Lowest	Middle	Highest
3 + 5	PCC	Channel	20416	20501	20586
		Frequency	825.6	834.1	842.6
	SCC	Channel	20455	20540	20575
		Frequency	829.5	838.0	841.5
5 + 3	PCC	Channel	20425	20510	20595
		Frequency	826.5	835.0	843.5
	SCC	Channel	20464	20549	20634
		Frequency	830.4	838.9	847.4
5 + 10	PCC	Channel	20428	20478	20528
		Frequency	826.8	831.8	836.8
	SCC	Channel	20500	20550	20600
		Frequency	834.0	839.0	844.0
10 + 5	PCC	Channel	20450	20500	20550
		Frequency	829.0	834.0	839.0
	SCC	Channel	20522	20572	20622
		Frequency	836.2	841.2	846.2
10 + 10	PCC	Channel	20450	20476	20501
		Frequency	829.0	831.6	834.1
	SCC	Channel	20549	20575	20600
		Frequency	838.9	841.5	844.0



LTE Band 7C Channel and Frequency List_CA					
BW [MHz]	Channel/Frequency(MHz)		Lowest	Middle	Highest
20 + 20	PCC	Channel	20850	21001	21152
		Frequency	2510.0	2525.1	2540.2
	SCC	Channel	21048	21199	21350
		Frequency	2529.8	2544.9	2560.0
20 + 15	PCC	Channel	20850	21026	21201
		Frequency	2510.0	2527.6	2545.1
	SCC	Channel	21021	21197	21372
		Frequency	2527.1	2544.7	2562.2
15 + 20	PCC	Channel	20828	21003	21179
		Frequency	2507.8	2525.3	2542.9
	SCC	Channel	20999	21174	21350
		Frequency	2524.9	2542.4	2560.0
20 + 10	PCC	Channel	20850	21051	21251
		Frequency	2510.0	2530.1	2550.1
	SCC	Channel	20994	21195	21395
		Frequency	2524.4	2544.5	2564.5
10 + 20	PCC	Channel	20805	21006	21206
		Frequency	2505.5	2525.6	2545.6
	SCC	Channel	20949	21150	21350
		Frequency	2519.9	2540.0	2560.0
15 + 15	PCC	Channel	20825	21025	21225
		Frequency	2507.5	2527.5	2547.5
	SCC	Channel	20975	21175	21375
		Frequency	2522.5	2542.5	2562.5
15 + 10	PCC	Channel	20825	21051	21277
		Frequency	2507.5	2530.1	2552.7
	SCC	Channel	20945	21171	21397
		Frequency	2519.5	2542.1	2564.7



LTE Band 38C Channel and Frequency List_CA					
BW [MHz]	Channel/Frequency(MHz)		Lowest	Middle	Highest
20 + 20	PCC	Channel	37850	37901	37952
		Frequency	2580.0	2585.1	2590.2
	SCC	Channel	38048	38099	38150
		Frequency	2599.8	2604.9	2610.0
15+ 15	PCC	Channel	37825	37925	38025
		Frequency	2577.5	2587.5	2597.5
	SCC	Channel	37975	38075	38175
		Frequency	2592.5	2602.5	2612.5

LTE Band 41C Channel and Frequency List_CA					
BW [MHz]	Channel/Frequency(MHz)		Lowest	Middle	Highest
20 + 20	PCC	Channel	39750	40521	41292
		Frequency	2506.0	2583.1	2660.2
	SCC	Channel	39948	40719	41490
		Frequency	2525.8	2602.9	2680.0
20 + 15	PCC	Channel	39750	40546	41341
		Frequency	2506.0	2585.6	2665.1
	SCC	Channel	39921	40717	41512
		Frequency	2523.1	2602.7	2682.2
15 + 20	PCC	Channel	39728	40523	41319
		Frequency	2503.8	2593.3	2662.9
	SCC	Channel	39899	40694	41490
		Frequency	2520.9	2600.4	2680.0
20 + 10	PCC	Channel	39750	40571	41391
		Frequency	2506.0	2588.1	2670.1
	SCC	Channel	39894	40715	41535
		Frequency	2520.4	2602.5	2684.5
10 + 20	PCC	Channel	39705	40526	41346
		Frequency	2501.5	2583.6	2665.6
	SCC	Channel	39849	40670	41490
		Frequency	2515.9	2598.0	2680.0



LTE Band 41C Channel and Frequency List_CA					
20 + 5	PCC	Channel	39750	40595	41440
		Frequency	2506.0	2590.5	2675.0
	SCC	Channel	39867	40712	41557
		Frequency	2517.7	2602.2	2686.7
5 + 20	PCC	Channel	39683	40528	41373
		Frequency	2499.3	2583.8	2668.3
	SCC	Channel	39800	40645	41490
		Frequency	2511.0	2595.5	2680.0
15 + 15	PCC	Channel	39725	40545	41365
		Frequency	2503.5	2585.5	2667.5
	SCC	Channel	39875	40695	41515
		Frequency	2518.5	2600.5	2682.5
10 + 15	PCC	Channel	39703	40549	41395
		Frequency	2501.3	2585.9	2670.5
	SCC	Channel	39823	40669	41515
		Frequency	2513.3	2597.9	2682.5
15 + 10	PCC	Channel	39725	40571	41417
		Frequency	2503.5	2588.1	2672.7
	SCC	Channel	39845	40691	41537
		Frequency	2515.5	2600.1	2684.7



LTE Band 66B Channel and Frequency List_CA					
BW [MHz]	Channel/Frequency(MHz)		Lowest	Middle	Highest
5 + 5	PCC	Channel	131997	132398	132599
		Frequency	1712.5	1752.6	1772.7
	SCC	Channel	132045	133346	132647
		Frequency	1717.3	1757.4	1777.5
5 + 10	PCC	Channel	132000	132375	132550
		Frequency	1712.8	1750.3	1767.8
	SCC	Channel	132072	133347	132622
		Frequency	1720.0	1757.5	1775.0
10 + 5	PCC	Channel	132022	132397	132572
		Frequency	1715.0	1752.5	1770.0
	SCC	Channel	132094	133369	132644
		Frequency	1722.2	1759.7	1777.2
5 + 15	PCC	Channel	132002	132353	132504
		Frequency	1713.0	1748.1	1763.2
	SCC	Channel	132095	133346	132597
		Frequency	1722.3	1757.4	1772.5
15 + 5	PCC	Channel	132047	132398	132549
		Frequency	1717.5	1752.6	1767.7
	SCC	Channel	132140	133391	132642
		Frequency	1726.8	1761.9	1777.0
10 + 10	PCC	Channel	132022	132373	135523
		Frequency	1715.0	1750.1	1765.1
	SCC	Channel	132121	133372	132622
		Frequency	1724.9	1760.0	1775.0



LTE Band 66C Channel and Frequency List_CA					
BW [MHz]	Channel/Frequency(MHz)		Lowest	Middle	Highest
10 + 15	PCC	Channel	132025	132351	132477
		Frequency	1715.3	1747.9	1760.5
	SCC	Channel	132145	133371	132597
		Frequency	1727.3	1759.9	1772.5
15 + 10	PCC	Channel	132047	132373	132499
		Frequency	1717.5	1750.1	1762.7
	SCC	Channel	132167	132493	132619
		Frequency	1729.5	1762.1	1774.7
10 + 20	PCC	Channel	132027	132328	132428
		Frequency	1715.5	1745.6	1755.6
	SCC	Channel	131171	133372	132572
		Frequency	1729.9	1760.0	1770.0
20 + 10	PCC	Channel	132072	132373	132473
		Frequency	1720.0	1750.1	1760.1
	SCC	Channel	132216	133417	132617
		Frequency	1734.4	1764.5	1774.5
15 + 15	PCC	Channel	132047	132347	132447
		Frequency	1717.5	1747.5	1757.5
	SCC	Channel	132197	133397	132597
		Frequency	1732.5	1762.5	1772.5
15 + 20	PCC	Channel	132050	132325	132401
		Frequency	1717.8	1745.3	1752.9
	SCC	Channel	132221	133396	132572
		Frequency	1734.9	1762.4	1770.0
20 + 15	PCC	Channel	132072	132348	132423
		Frequency	1720.0	1747.6	1755.1
	SCC	Channel	132243	133419	132594
		Frequency	1737.1	1764.7	1772.2
20 + 5	PCC	Channel	132072	132397	132522
		Frequency	1720.0	1752.5	1765.0
	SCC	Channel	132189	133414	132639
		Frequency	1731.7	1764.2	1776.7



LTE Band 66C Channel and Frequency List_CA					
5 + 20	PCC	Channel	132005	132330	132455
		Frequency	1713.3	1745.8	1758.3
	SCC	Channel	132122	132447	132572
		Frequency	1725.0	1757.5	1770.0
20 + 20	PCC	Channel	132072	132323	132374
		Frequency	1720.0	1745.1	1750.2
	SCC	Channel	132270	133421	132572
		Frequency	1739.8	1764.9	1770.0

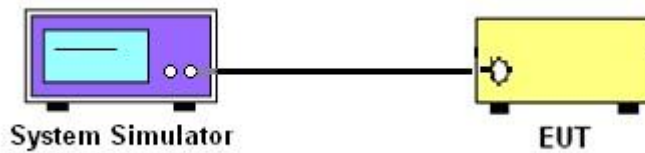
3 Conducted Test Items

3.1 Measuring Instruments

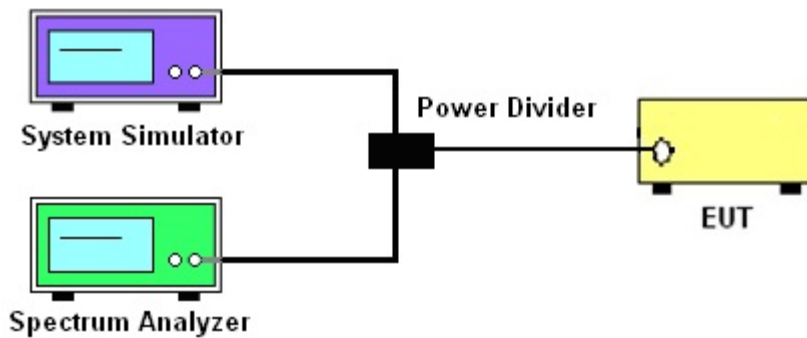
See list of measuring instruments of this test report.

3.1.1 Test Setup

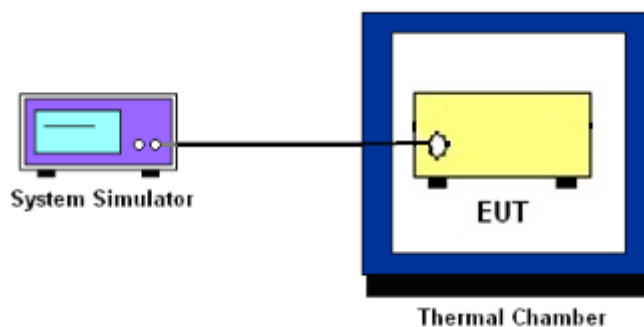
3.1.2 Conducted Output Power



3.1.3 Peak-to-Average Ratio, Occupied Bandwidth ,Conducted Band-Edge, Emission Mask and Conducted Spurious Emission



3.1.4 Frequency Stability



3.1.5 Test Result of Conducted Test

Please refer to Appendix A.



3.2 Conducted Output Power and ERP/EIRP

3.2.1 Description of the Conducted Output Power Measurement and ERP/EIRP Measurement

A system simulator was used to establish communication with the EUT. Its parameters were set to force the EUT transmitting at maximum output power. The measured power in the radio frequency on the transmitter output terminals shall be reported.

The ERP of mobile transmitters must not exceed 7 Watts for LTE Band 5, Band 26 (Part 22H)

The ERP of mobile transmitters must not exceed 100 Watts for LTE Band 26 (Part 90S)

The ERP of mobile transmitters must not exceed 3 Watts for LTE Band 12, Band 13, Band 14, Band 17, Band 71

The EIRP of mobile transmitters must not exceed 2 Watts for LTE Band 2, Band 25, Band 7, Band 38, Band 41

The EIRP of mobile transmitters must not exceed 1 Watts for LTE Band 4, Band 66

The EIRP of mobile transmitters must not exceed 250mW/5MHz for LTE Band 30

According to KDB 412172 D01 Power Approach,

$EIRP = P_T + G_T - L_C$, $ERP = EIRP - 2.15$, where

P_T = transmitter output power in dBm

G_T = gain of the transmitting antenna in dBi

L_C = signal attenuation in the connecting cable between the transmitter and antenna in dB

3.2.2 Test Procedures

1. The transmitter output port was connected to the system simulator.
2. Set EUT at maximum power through the system simulator.
3. Select lowest, middle, and highest channels for each band and different modulation.
4. Measure and record the power level from the system simulator.
5. The MIMO mode is completely uncorrelated, so the directional gain is selected the maximum gain among all antennas.



3.3 Peak-to-Average Ratio

3.3.1 Description of the PAR Measurement

Power Complementary Cumulative Distribution Function (CCDF) curves provide a means for characterizing the power peaks of a digitally modulated signal on a statistical basis. A CCDF curve depicts the probability of the peak signal amplitude exceeding the average power level. Most contemporary measurement instrumentation include the capability to produce CCDF curves for an input signal provided that the instrument's resolution bandwidth can be set wide enough to accommodate the entire input signal bandwidth. In measuring transmissions in this band using an average power technique, the peak-to-average ratio (PAR) of the transmission may not exceed 13 dB.

3.3.2 Test Procedures

The testing follows ANSI C63.26-2015 Section 5.2.6

1. The EUT was connected to spectrum and system simulator via a power divider.
2. Set the CCDF (Complementary Cumulative Distribution Function) option in spectrum analyzer.
3. The highest RF powers were measured and recorded the maximum PAPR level associated with a probability of 0.1 %.
4. Record the deviation as Peak to Average Ratio.



3.4 Occupied Bandwidth

3.4.1 Description of Occupied Bandwidth Measurement

The occupied bandwidth is the width of a frequency band such that, below the lower and above the upper frequency limits, the mean powers emitted are each equal to a specified percentage 0.5% of the total mean transmitted power.

The 26 dB emission bandwidth is defined as the frequency range between two points, one above and one below the carrier frequency, at which the spectral density of the emission is attenuated 26 dB below the maximum in-band spectral density of the modulated signal. Spectral density (power per unit bandwidth) is to be measured with a detector of resolution bandwidth equal to approximately 1.0% of the emission bandwidth.

3.4.2 Test Procedures

The testing follows ANSI C63.26-2015 Section 5.4.3 (26dB) and Section 5.4.4 (99OB)

1. The EUT was connected to spectrum analyzer and system simulator via a power divider.
2. The spectrum analyzer center frequency is set to the nominal EUT channel center frequency. The span range for the spectrum analyzer shall be between two and five times the anticipated OBW.
3. The nominal resolution bandwidth (RBW) shall be in the range of 1 to 5 % of the anticipated OBW, and the VBW shall be at least 3 times the RBW.
4. Set the detection mode to peak, and the trace mode to max hold.
5. Determine the reference value: Set the EUT to transmit a modulated signal. Allow the trace to stabilize. Set the spectrum analyzer marker to the highest level of the displayed trace.
(this is the reference value)
6. Determine the “-26 dB down amplitude” as equal to (Reference Value – X).
7. Place two markers, one at the lowest and the other at the highest frequency of the envelope of the spectral display such that each marker is at or slightly below the “-X dB down amplitude” determined in step 6. If a marker is below this “-X dB down amplitude” value it shall be placed as close as possible to this value. The OBW is the positive frequency difference between the two markers.
8. Use the 99 % power bandwidth function of the spectrum analyzer and report the measured bandwidth.



3.5 Conducted Band Edge

3.5.1 Description of Conducted Band Edge Measurement

22.917(a)

For operations in the 824 – 849 MHz band, the FCC limit is $43 + 10\log_{10}(P[\text{Watts}])$ dB below the transmitter power $P(\text{Watts})$ in a 100kHz bandwidth. However, in the 1MHz bands immediately outside and adjacent to the licensee's frequency block, a resolution bandwidth of at least one percent of the emission bandwidth of the fundamental emission of the transmitter may be employed.

24.238 (a)

For operations in the 1850-1910 and 1930-1990 MHz band, the FCC limit is $43 + 10\log_{10}(P[\text{Watts}])$ dB below the transmitter power $P(\text{Watts})$ in a 1MHz bandwidth. However, in the 1 MHz bands immediately outside and adjacent to the frequency block a resolution bandwidth of at least one percent of the emission bandwidth of the fundamental emission of the transmitter may be employed.

27.53 (c)

For operations in the 776-788 MHz band, the FCC limit is $43 + 10\log_{10}(P[\text{Watts}])$ dB below the transmitter power $P(\text{Watts})$ in a 100 kHz bandwidth. However, in the 100 kHz bands immediately outside and adjacent to the frequency block, a resolution bandwidth of at least 30 kHz may be employed. In addition, the power of any unwanted emissions in any 6.25 kHz bandwidth for all frequencies between 763-775 MHz and 793-806 MHz shall be attenuated below the transmitter power, P (dBW), by at least $65 + 10 \log_{10} p(\text{watts})$, dB, for mobile and portable equipment.

27.53 (g)

For operations in the 600MHz band and 698-746 MHz band, the FCC limit is $43 + 10\log_{10}(P[\text{Watts}])$ dB below the transmitter power $P(\text{Watts})$ in a 100 kHz bandwidth. However, in the 100 kilohertz bands immediately outside and adjacent to a licensee's frequency block, a resolution bandwidth of at least 30 kHz may be employed.

27.53 (h)

For operations in the 1710 – 1755 MHz band, 1755-1780 MHz, the FCC limit is $43 + 10\log_{10}(P[\text{Watts}])$ dB below the transmitter power $P(\text{Watts})$ in a 1 MHz bandwidth. However, in the 1MHz bands immediately outside and adjacent to the licensee's frequency block, a resolution bandwidth of at least one percent of the emission bandwidth of the fundamental emission of the transmitter may be employed.

**27.53(m)(4)**

For mobile digital stations, the attenuation factor shall be not less than $40 + 10 \log (P)$ dB on all frequencies between the channel edge and 5 megahertz from the channel edge, $43 + 10 \log (P)$ dB on all frequencies between 5 megahertz and X megahertz from the channel edge, and $55 + 10 \log (P)$ dB on all frequencies more than X megahertz from the channel edge, where X is the greater of 6 megahertz or the actual emission bandwidth as defined in paragraph (m)(6) of this section. In addition, the attenuation factor shall not be less that $43 + 10 \log (P)$ dB on all frequencies between 2490.5 MHz and 2496 MHz and $55 + 10 \log (P)$ dB at or below 2490.5 MHz. Mobile Satellite Service licensees operating on frequencies below 2495 MHz may also submit a documented interference complaint against BRS licensees operating on channel BRS Channel 1 on the same terms and conditions as adjacent channel BRS or EBS licensees.

27.53 (a)(4)

For mobile and portable stations operating in the 2305-2315 MHz and 2350-2360 MHz bands:

- (i) By a factor of not less than: $43 + 10 \log (P)$ dB on all frequencies between 2305 and 2320 MHz and on all frequencies between 2345 and 2360 MHz that are outside the licensed band(s) of operation, not less than $55 + 10 \log (P)$ dB on all frequencies between 2320 and 2324 MHz and on all frequencies between 2341 and 2345 MHz, not less than $61 + 10 \log (P)$ dB on all frequencies between 2324 and 2328 MHz and on all frequencies between 2337 and 2341 MHz, and not less than $67 + 10 \log (P)$ dB on all frequencies between 2328 and 2337 MHz.
- (ii) By a factor of not less than $43 + 10 \log (P)$ dB on all frequencies between 2300 and 2305 MHz, $55 + 10 \log (P)$ dB on all frequencies between 2296 and 2300 MHz, $61 + 10 \log (P)$ dB on all frequencies between 2292 and 2296 MHz, $67 + 10 \log (P)$ dB on all frequencies between 2288 and 2292 MHz, and $70 + 10 \log (P)$ dB below 2288 MHz.
- (iii) By a factor of not less than $43 + 10 \log (P)$ dB on all frequencies between 2360 and 2365 MHz, and not less than $70 + 10 \log (P)$ dB above 2365 MHz.

90.543(e)

- (1) On all frequencies between 769-775 MHz and 799-805 MHz, by a factor not less than $76 + 10 \log (P)$ dB in a 6.25 kHz band segment, for base and fixed stations.
- (2) On all frequencies between 769-775 MHz and 799-805 MHz, by a factor not less than $65 + 10 \log (P)$ dB in a 6.25 kHz band segment, for mobile and portable stations.
- (3) On any frequency between 775-788 MHz, above 805 MHz, and below 758 MHz, by at least $43 + 10 \log (P)$ dB.



3.5.2 Test Procedures

The testing follows FCC KDB 971168 D01 v03r01 Section 6.1.

1. The EUT was connected to spectrum analyzer and system simulator via a power divider.
2. The band edges of low and high channels for the highest RF powers were measured.
3. Set RBW \geq 1% EBW in the 1MHz band immediately outside and adjacent to the band edge.
4. Beyond the 1 MHz band from the band edge, RBW=1MHz was used.
5. Set spectrum analyzer with RMS detector.
6. The RF fundamental frequency should be excluded against the limit line in the operating frequency band.
7. Checked that all the results comply with the emission limit line.

The limit line is derived from $43 + 10\log(P)$ dB below the transmitter power P(Watts)

For LTE Band 7, 38, 41

The other 40 dB, and 55 dB have additionally applied same calculation above.

8. For MIMO mode, add additional MIMO factor $10\log(NTX=2) = 3.01$ dB into the spectrum analyzer offset.



3.6 Emission Mask

3.6.1 Description of Emissions Mask Measurement

For LTE Band 14

Transmitters designed must meet the emission mask comply with the emission mask provisions of FCC Part 90.210(n).

For LTE Band 26

Equipment used in this licensed to EA or non-EA systems shall comply with the emission mask provisions of FCC Part 90.691

(a) Out-of-band emission requirement shall apply only to the "outer" channels included in an EA license and to spectrum adjacent to interior channels used by incumbent licensees. The emission limits are as follows:

(1) For any frequency removed from the EA licensee's frequency block by up to and including 37.5 kHz, the power of any emission shall be attenuated below the transmitter power (P) in watts by at least $116 \text{ Log}_{10}(f/6.1)$ decibels or $50 + 10 \text{ Log}_{10}(P)$ decibels or 80 decibels, whichever is the lesser attenuation, where f is the frequency removed from the center of the outer channel in the block in kilohertz and where f is greater than 12.5 kHz.

(2) For any frequency removed from the EA licensee's frequency block greater than 37.5 kHz, the power of any emission shall be attenuated below the transmitter power (P) in watts by at least $43 + 10 \text{ Log}_{10}(P)$ decibels or 80 decibels, whichever is the lesser attenuation, where f is the frequency removed from the center of the outer channel in the block in kilohertz and where f is greater than 37.5 kHz.



3.6.2 Test Procedures

For LTE Band 14

The testing follows FCC KDB 971168 D01 v03r01 Section 6.0.

1. The EUT was connected to spectrum analyzer and system simulator via a power divider.
2. The power of the modulated signal was measured on a spectrum analyzer using an RMS and 10 second sweep time in order to maximize the level.
3. The RF fundamental frequency should be excluded against the limit line in the operating frequency band.

For LTE Band 26

1. The EUT was connected to spectrum analyzer and base station via power divider.
2. The emissions mask of low and high channels for the highest RF powers were measured.
3. Set RBW and VBW 3 times of RBW to make the measurement with the spectrum analyzer's, and according to KDB 971168 D02 Misc Rev Approve License Devices v02r01 standards, set RBW = 300 Hz to make offsets less than 37.5 kHz from a channel edge , RBW = 100 kHz to make offsets greater than 37.5 kHz, that is allowed.
4. The test results were shown below plots with a correction offset factor including cable loss, insertion loss of power divider.



3.7 Conducted Spurious Emission

3.7.1 Description of Conducted Spurious Emission Measurement

The power of any emission outside of the authorized operating frequency ranges must be lower than the transmitter power (P) by a factor of at least $43 + 10 \log (P)$ dB.

For LTE Band 30

The power of any emission outside of the authorized operating frequency ranges must be lower than the transmitter power (P) by a factor of at least $70 + 10 \log (P)$ dB.

For LTE Band 7, 38, 41

The power of any emission outside of the authorized operating frequency ranges must be lower than the transmitter power (P) by a factor of at least $55 + 10 \log (P)$ dB.

It is measured by means of a calibrated spectrum analyzer and scanned from 30 MHz up to a frequency including its 10th harmonic.

3.7.2 Test Procedures

The testing follows FCC KDB 971168 D01 v03r01 Section 6.1.

1. The EUT was connected to spectrum analyzer and system simulator via a power divider.
2. The RF output of EUT was connected to the spectrum analyzer by RF cable and attenuator.
The path loss was compensated to the results for each measurement.
3. The conducted spurious emission for the whole frequency range was taken.
4. Make the measurement with the spectrum analyzer's RBW = 100 kHz if the authorized frequency band/block is at or below 1 GHz and 1 MHz if the authorized frequency band/block is above 1 GH, VBW = 3 * RBW.
5. Set spectrum analyzer with RMS detector.
6. Taking the record of maximum spurious emission.
7. The RF fundamental frequency should be excluded against the limit line in the operating frequency band.
8. The limit line is derived from $43 + 10\log(P)$ dB below the transmitter power P(Watts)
For LTE Band 30
The limit line is derived from $70 + 10\log(P)$ dB below the transmitter power P(Watts)
For LTE Band 7, 38, 41
The limit line is derived from $55 + 10\log(P)$ dB below the transmitter power P(Watts)
10. For MIMO mode, add additional MIMO factor $10\log(\text{NTX}=2) = 3.01$ dB into the spectrum analyzer offset.



3.8 Frequency Stability

3.8.1 Description of Frequency Stability Measurement

The frequency stability shall be sufficient to ensure that the fundamental emission stays within the authorized frequency block.

22.355

The frequency stability shall be sufficient to ensure that the occupied bandwidth stays within each of the sub-bands when tested at the temperature and supply voltage variations specified in RSS-Gen.

3.8.2 Test Procedures for Temperature Variation

The testing follows FCC KDB 971168 D01 v03r01 Section 9.0.

1. The EUT was set up in the thermal chamber and connected with the system simulator.
2. With power OFF, the temperature was decreased to -30°C and the EUT was stabilized before testing. Power was applied and the maximum change in frequency was recorded within one minute.
3. With power OFF, the temperature was raised in 10°C step up to 50°C . The EUT was stabilized at each step for at least half an hour. Power was applied and the maximum frequency change was recorded within one minute.

3.8.3 Test Procedures for Voltage Variation

The testing follows FCC KDB 971168 D01 v03r01 Section 9.0.

1. The EUT was placed in a temperature chamber at $20\pm 5^{\circ}\text{C}$ and connected with the system simulator.
2. The power supply voltage to the EUT was varied from 85% to 115% of the nominal value measured at the input to the EUT.
3. The variation in frequency was measured for the worst case.

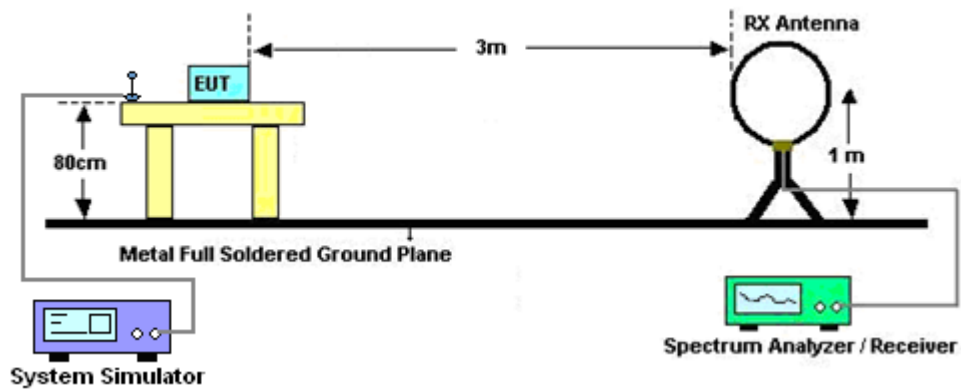
4 Radiated Test Items

4.1 Measuring Instruments

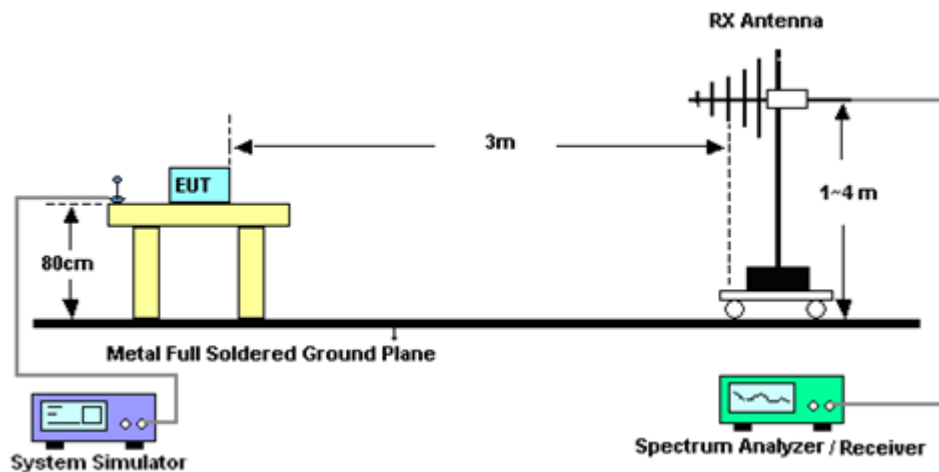
See list of measuring instruments of this test report.

4.1.1 Test Setup

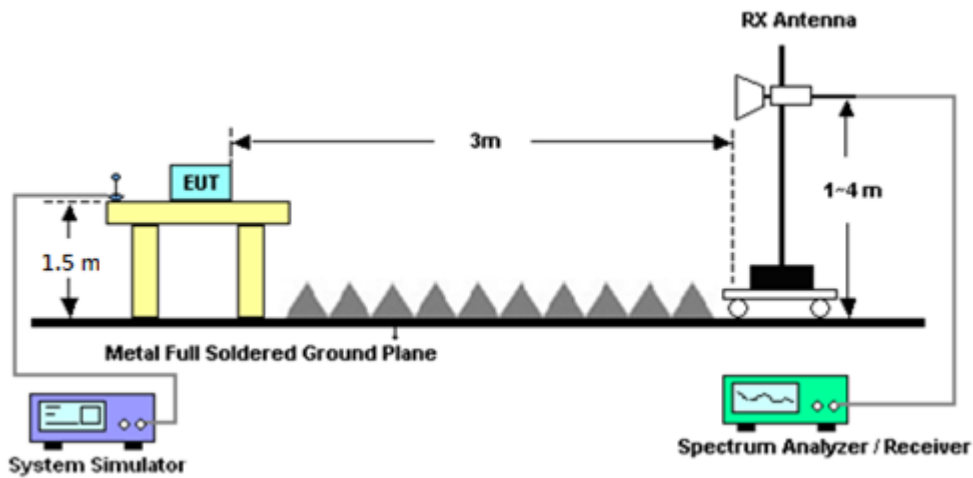
For radiated test below 30MHz



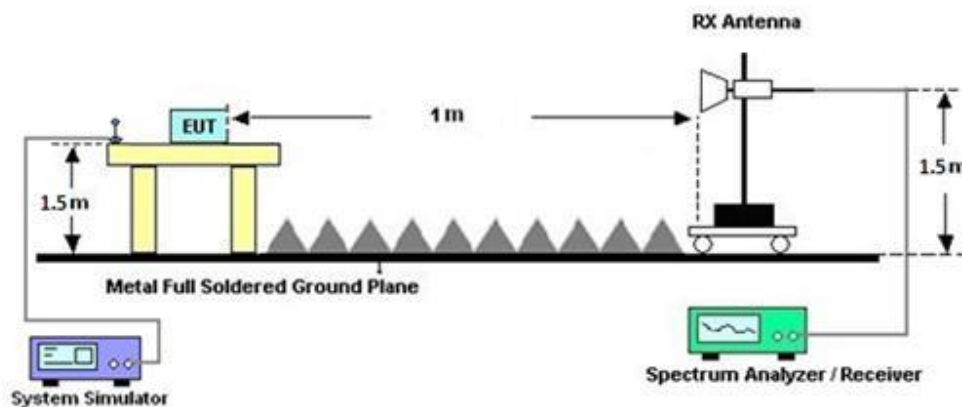
For radiated test from 30MHz to 1GHz



For radiated test from 1GHz to 18GHz



For radiated test above 18GHz



4.1.2 Test Result of Radiated Test

Please refer to Appendix B.

Note:

The low frequency, which started from 9 kHz to 30MHz, was pre-scanned and the result which was 20dB lower than the limit line was not reported.

There is adequate comparison measurement of both open-field test site and alternative test site - semi-Anechoic chamber according to 414788 D01 Radiated Test Site v01r01, and the result came out very similar.



4.2 Radiated Spurious Emission Measurement

4.2.1 Description of Radiated Spurious Emission Measurement

The radiated spurious emission was measured by substitution method according to ANSI / TIA-603-E. The power of any emission outside of the authorized operating frequency ranges must be attenuated below the transmitter power (P) by a factor of at least $43 + 10 \log (P)$ dB.

For LTE Band 7, 38, 41

The power of any emission outside of the authorized operating frequency ranges must be attenuated below the transmitter power (P) by a factor of at least $55 + 10 \log (P)$ dB.

For LTE Band 13

For operations in the 746-758 MHz, 775-788 MHz, and 805-806 MHz bands, emissions in the band 1559-1610 MHz shall be limited to -70 dBW/MHz equivalent isotropically radiated power (EIRP) for wideband signals, and -80 dBW EIRP for discrete emissions of less than 700 Hz bandwidth.

For LTE Band 30

The power of any emission outside of the authorized operating frequency ranges must be attenuated below the transmitter power (P) by a factor of at least $70 + 10 \log (P)$ dB.

For LTE Band 14

For operations in the 758-775 MHz and 788-805 MHz bands, all emissions including harmonics in the band 1559–1610 MHz shall be limited to -70 dBW/MHz equivalent isotropically radiated power (EIRP) for wideband signals, and -80 dBW EIRP for discrete emissions of less than 700 Hz bandwidth. For the purpose of equipment authorization, a transmitter shall be tested with an antenna that is representative of the type that will be used with the equipment in normal operation.

The spectrum is scanned from 30 MHz up to a frequency including its 10th harmonic.



4.2.2 Test Procedures

The testing follows FCC KDB 971168 D01 v03r01 Section 7 and ANSI / TIA-603-E Section 2.2.12.

1. The EUT was placed on a turntable with 0.8 meter for frequency below 1GHz and 1.5 meter for frequency above 1GHz respectively above ground.
2. The EUT was set 3 meters from the receiving antenna, which was mounted on the antenna tower.
3. The table was rotated 360 degrees to determine the position of the highest spurious emission.
4. The height of the receiving antenna is varied between one meter and four meters to search the maximum spurious emission for both horizontal and vertical polarizations.
5. Make the measurement with the spectrum analyzer's RBW = 1MHz, VBW = 3MHz, taking the record of maximum spurious emission.
6. A horn antenna was substituted in place of the EUT and was driven by a signal generator.
7. Tune the output power of signal generator to the same emission level with EUT maximum spurious emission.
8. Taking the record of output power at antenna port.
9. Repeat step 7 to step 8 for another polarization.
10. The RF fundamental frequency should be excluded against the limit line in the operating frequency band.

The limit line is derived from $43 + 10\log(P)$ dB below the transmitter power P(Watts)
For LTE Band 30

The limit line is derived from $70 + 10\log(P)$ dB below the transmitter power P(Watts)
For LTE Band 7, 38, 41

The limit line is derived from $55 + 10\log(P)$ dB below the transmitter power P(Watts)
 $EIRP \text{ (dBm)} = S.G. \text{ Power} - Tx \text{ Cable Loss} + Tx \text{ Antenna Gain}$

$ERP \text{ (dBm)} = EIRP - 2.15$



5 List of Measuring Equipment

Instrument	Brand Name	Model No.	Serial No.	Characteristics	Calibration Date	Test Date	Due Date	Remark
LOOP Antenna	Rohde & Schwarz	HFH2-Z2	100488	9 kHz~30 MHz	Sep. 20, 2022	Apr. 13, 2023~ Apr. 25, 2023	Sep. 19, 2023	Radiation (03CH11-HY)
Bilog Antenna	TESEQ	CBL 6111D & N-6-06	35414 & AT-N0602	30MHz~1GHz	Oct. 08, 2022	Apr. 13, 2023 ~ Apr. 25, 2023	Oct. 07, 2023	Radiation (03CH11-HY)
Horn Antenna	SCHWARZBE CK	BBHA 9120 D	9120D-01620	1GHz~18GHz	Aug. 24, 2022	Apr. 13, 2023 ~ Apr. 25, 2023	Aug. 23, 2023	Radiation (03CH11-HY)
SHF-EHF Horn Antenna	SCHWARZBE CK	BBHA9170	00991	18GHz~40GHz	May 14, 2022	Apr. 13, 2023 ~ Apr. 25, 2023	May 13, 2023	Radiation (03CH11-HY)
Amplifier	SONOMA	310N	187312	9kHz~1GHz	Dec. 09, 2022	Apr. 13, 2023 ~ Apr. 25, 2023	Dec. 08, 2023	Radiation (03CH11-HY)
Preamplifier	Keysight	83017A	MY53270080	1GHz~26.5GHz	Nov. 09, 2022	Apr. 13, 2023 ~ Apr. 25, 2023	Nov. 08, 2023	Radiation (03CH11-HY)
Preamplifier	Jet-Power	JPA0118-55-3 03	1710001800 055007	1GHz~18GHz	Jun. 15, 2022	Apr. 13, 2023 ~ Apr. 25, 2023	Jun. 14, 2023	Radiation (03CH11-HY)
Preamplifier	EMEC	EM18G40G	060801	18GHz~40GHz	Jun. 28, 2022	Apr. 13, 2023 ~ Apr. 25, 2023	Jun. 27, 2023	Radiation (03CH11-HY)
Spectrum Analyzer	Keysight	N9010A	MY54200486	10Hz~44GHz	Oct. 07, 2022	Apr. 13, 2023 ~ Apr. 25, 2023	Oct. 06, 2023	Radiation (03CH11-HY)
EMI Test Receiver	Keysight	N9038A(MXE)	MY54130085	20MHz~8.4GHz	Oct. 18, 2022	Apr. 13, 2023 ~ Apr. 25, 2023	Oct. 17, 2023	Radiation (03CH11-HY)
Controller	EMEC	EM 1000	N/A	Control Turn table & Ant Mast	N/A	Apr. 13, 2023 ~ Apr. 25, 2023	N/A	Radiation (03CH11-HY)
Antenna Mast	EMEC	AM-BS-4500-B	N/A	1~4m	N/A	Apr. 13, 2023 ~ Apr. 25, 2023	N/A	Radiation (03CH11-HY)
Turn Table	EMEC	TT 2000	N/A	0~360 Degree	N/A	Apr. 13, 2023 ~ Apr. 25, 2023	N/A	Radiation (03CH11-HY)
Software	Audix	E3 6.2009-8-24	RK-001053	N/A	N/A	Apr. 13, 2023 ~ Apr. 25, 2023	N/A	Radiation (03CH11-HY)
RF Cable	HUBER + SUHNER	SUCOFLEX 102	MY2859/2	30MHz~40GHz	Mar. 07, 2023	Apr. 13, 2023 ~ Apr. 25, 2023	Mar. 06, 2024	Radiation (03CH11-HY)
RF Cable	HUBER + SUHNER	SUCOFLEX 102	801595/2	30MHz~40GHz	Mar. 07, 2023	Apr. 13, 2023 ~ Apr. 25, 2023	Mar. 06, 2024	Radiation (03CH11-HY)
RF Cable	HUBER + SUHNER	SUCOFLEX 102	803951/2	9K~30M	Mar. 07, 2023	Apr. 13, 2023 ~ Apr. 25, 2023	Mar. 06, 2024	Radiation (03CH11-HY)
RF Cable	HUBER + SUHNER	SUCOFLEX 102	803951/2	30M~40G	Mar. 07, 2023	Apr. 13, 2023 ~ Apr. 25, 2023	Mar. 06, 2024	Radiation (03CH11-HY)
Filter	Wainwright	WHKX12-2700 -3000-18000-6 0SS	SN3	3GHz High Pass Filter	Sep. 12, 2022	Apr. 13, 2023 ~ Apr. 25, 2023	Sep. 11, 2023	Radiation (03CH11-HY)
Filter	Wainwright	WHKX12-900- 1000-15000-6 0SS	SN12	1GHz High Pass Filter	Sep. 12, 2022	Apr. 13, 2023 ~ Apr. 25, 2023	Sep. 11, 2023	Radiation (03CH11-HY)
Radio Communication Analyzer	Anritsu	MT8821C	6262025353	LTE FDD/TDD LTE-2CC DLCA/ULCA	Oct. 13, 2022	Feb. 08, 2023~ Jun. 09, 2023	Oct. 12, 2023	Conducted (TH03-HY)
Spectrum Analyzer	Rohde & Schwarz	FSV40	101908	10Hz~40GHz	Sep. 27, 2022	Feb. 08, 2023~ Jun. 09, 2023	Sep. 26, 2023	Conducted (TH03-HY)
Thermal Chamber	ESPEC	SH-641	92013720	-40℃ ~90℃	Sep. 07, 2022	Feb. 08, 2023~ Jun. 09, 2023	Sep. 06, 2023	Conducted (TH03-HY)
DC Power Supply	GW Instek	GPP-2323	GES906037	0V~64V : 0A~6A	Dec. 29, 2022	Feb. 08, 2023~ Jun. 09, 2023	Dec. 28, 2023	Conducted (TH03-HY)
Coupler	Warison	20dB 25W SMA Directional Coupler	#B	1-18GHz	Jan. 06, 2023	Feb. 08, 2023~ Jun. 09, 2023	Jan. 05, 2024	Conducted (TH03-HY)



Instrument	Brand Name	Model No.	Serial No.	Characteristics	Calibration Date	Test Date	Due Date	Remark
Horn Antenna	RFSPIN	DRH18-E	LE2C03A18EN	1GHz~18GHz	Jul. 06, 2022	Apr. 17, 2023 ~ Apr. 27, 2023	Jul. 05, 2023	Radiation (03CH21-HY)
Horn Antenna	SCHWARZBE CK	BBHA 9120 D	9120D-1326	1GHz~18GHz	Aug. 24, 2022	Apr. 17, 2023 ~ Apr. 27, 2023	Aug. 23, 2023	Radiation (03CH21-HY)
Preamplifier	E-INSTRUME NT TECH LTD.	ERA-100M-18 G-56-01-A70	EC1900249	1GHz-18GHz	Dec. 21, 2022	Apr. 17, 2023 ~ Apr. 27, 2023	Dec. 20, 2023	Radiation (03CH21-HY)
Spectrum Analyzer	Keysight	N9010B	MY62170358	10Hz~44GHz	Sep. 11, 2022	Apr. 17, 2023 ~ Apr. 27, 2023	Sep. 10, 2023	Radiation (03CH21-HY)
RF Cable	HUBER + SUHNER	SUCOFLEX 102	803951/2	9K~30M	Mar. 07, 2023	Apr. 17, 2023 ~ Apr. 27, 2023	Mar. 06, 2024	Radiation (03CH21-HY)
RF Cable	HUBER + SUHNER	SUCOFLEX 102	804397/2,8046 12/2,804614/2	30MHz~40GHz	Oct. 25, 2022	Apr. 17, 2023 ~ Apr. 27, 2023	Oct. 24, 2023	Radiation (03CH21-HY)
Filter	Wainwright	WHKX12-2805 -3000-18000-4 0ST	SN19	3GHz High Pass Filter	Aug. 05, 2022	Apr. 17, 2023 ~ Apr. 27, 2023	Aug. 04, 2023	Radiation (03CH21-HY)
Hygrometer	TECPEL	DTM-303A	TP211568	N/A	Nov. 17, 2022	Apr. 17, 2023 ~ Apr. 27, 2023	Nov. 16, 2023	Radiation (03CH21-HY)
Controller	EMEC	EM 1000	N/A	Control Turn table & Ant Mast	N/A	Apr. 17, 2023 ~ Apr. 27, 2023	N/A	Radiation (03CH21-HY)
Antenna Mast	EMEC	AM-BS-4500-B	N/A	1~4m	N/A	Apr. 17, 2023 ~ Apr. 27, 2023	N/A	Radiation (03CH21-HY)
Turn Table	EMEC	TT 2000	N/A	0~360 Degree	N/A	Apr. 17, 2023 ~ Apr. 27, 2023	N/A	Radiation (03CH21-HY)
Software	Audix	E3 6.2009-8-24	RK-001053	N/A	N/A	Apr. 17, 2023 ~ Apr. 27, 2023	N/A	Radiation (03CH21-HY)



6 Measurement Uncertainty

<03CH11-HY>

Uncertainty of Radiated Emission Measurement (30 MHz ~ 1000 MHz)

Measuring Uncertainty for a Level of Confidence of 95% (U = 2Uc(y))	3.15 dB
---	---------

Uncertainty of Radiated Emission Measurement (1 GHz ~ 18 GHz)

Measuring Uncertainty for a Level of Confidence of 95% (U = 2Uc(y))	3.41 dB
---	---------

Uncertainty of Radiated Emission Measurement (18 GHz ~ 40 GHz)

Measuring Uncertainty for a Level of Confidence of 95% (U = 2Uc(y))	4.45 dB
---	---------

<03CH21-HY>

Uncertainty of Radiated Emission Measurement (30 MHz ~ 1000 MHz)

Measuring Uncertainty for a Level of Confidence of 95% (U = 2Uc(y))	3.06 dB
---	---------

Uncertainty of Radiated Emission Measurement (1 GHz ~ 18 GHz)

Measuring Uncertainty for a Level of Confidence of 95% (U = 2Uc(y))	3.31 dB
---	---------

Uncertainty of Radiated Emission Measurement (18 GHz ~ 40 GHz)

Measuring Uncertainty for a Level of Confidence of 95% (U = 2Uc(y))	3.30 dB
---	---------



Appendix A. Test Results of Conducted Test

Conducted Output Power(Average power & ERP/EIRP)

<Primary Antenna>

LTE Band 2 Maximum Average Power [dBm] (GT - LC = 1.8 dB)								
BW [MHz]	RB Size	RB Offset	Mod	Lowest	Middle	Highest	EIRP (dBm)	EIRP (W)
20	1	0	QPSK	24.37	24.76	24.42	26.56	0.4529
20	1	49		24.22	24.43	24.27		
20	1	99		24.26	24.15	24.40		
20	50	0		22.96	23.07	22.96		
20	50	24		22.94	23.00	22.90		
20	50	50		22.96	22.84	22.91		
20	100	0		22.96	23.00	22.98		
20	1	0	16-QAM	22.95	23.41	23.15	25.21	0.3319
20	1	49		23.01	23.07	22.98		
20	1	99		23.02	22.89	23.34		
20	50	0		21.89	22.07	21.85		
20	50	24		21.92	21.97	21.88		
20	50	50		21.94	21.85	21.97		
20	100	0		21.97	21.93	21.91		
20	1	0	64-QAM	20.98	21.36	21.10	23.25	0.2113
20	1	49		21.06	20.93	20.99		
20	1	99		21.00	20.98	21.45		
20	50	0		20.00	20.25	19.97		
20	50	24		20.10	20.10	20.00		
20	50	50		20.05	19.93	20.10		
20	100	0		20.04	20.07	20.05		
20	1	0	256-QAM	17.96	18.24	18.11	20.13	0.1030
20	1	49		18.13	18.22	18.04		
20	1	99		18.05	17.97	18.33		
20	50	0		18.03	18.23	18.04		
20	50	24		18.11	18.12	18.05		
20	50	50		18.10	17.95	18.15		
20	100	0		18.03	18.12	18.10		
Limit	EIRP < 2W			Result			Pass	



LTE Band 2 Maximum Average Power [dBm] (GT - LC = 1.8 dB)								
BW [MHz]	RB Size	RB Offset	Mod	Lowest	Middle	Highest	EIRP (dBm)	EIRP (W)
15	1	0	QPSK	24.25	24.68	24.23	26.48	0.4446
15	1	37		24.11	24.36	24.23		
15	1	74		24.17	24.13	24.35		
15	36	0		22.76	22.96	22.93		
15	36	20		22.92	22.94	22.88		
15	36	39		22.78	22.83	22.77		
15	75	0		22.82	22.86	22.91		
15	1	0	16-QAM	22.82	23.27	23.05	25.13	0.3258
15	1	37		22.92	22.92	22.80		
15	1	74		22.87	22.85	23.33		
15	36	0		21.87	21.88	21.71		
15	36	20		21.72	21.85	21.84		
15	36	39		21.94	21.78	21.82		
15	75	0		21.96	21.73	21.78		
15	1	0	64-QAM	20.91	21.24	21.04	23.11	0.2046
15	1	37		21.00	20.92	20.90		
15	1	74		20.99	20.97	21.31		
15	36	0		20.03	20.20	19.91		
15	36	20		20.07	20.04	19.91		
15	36	39		19.97	19.93	20.09		
15	75	0		20.02	20.08	19.99		
15	1	0	256-QAM	17.96	18.16	18.02	19.99	0.0998
15	1	37		18.01	18.19	17.97		
15	1	74		17.94	17.96	18.18		
15	36	0		17.91	18.07	17.92		
15	36	20		18.11	17.93	18.00		
15	36	39		17.97	17.95	18.01		
15	75	0		17.95	17.93	17.98		
Limit	EIRP < 2W			Result			Pass	



LTE Band 2 Maximum Average Power [dBm] (GT - LC = 1.8 dB)								
BW [MHz]	RB Size	RB Offset	Mod	Lowest	Middle	Highest	EIRP (dBm)	EIRP (W)
10	1	0	QPSK	24.23	24.57	24.42	26.37	0.4335
10	1	25		24.22	24.33	24.27		
10	1	49		24.19	24.02	24.40		
10	25	0		22.76	22.93	22.84		
10	25	12		22.76	22.82	22.86		
10	25	25		22.79	22.68	22.88		
10	50	0		22.92	22.93	22.83		
10	1	0	16-QAM	22.94	23.32	23.08	25.12	0.3251
10	1	25		22.82	23.06	22.82		
10	1	49		22.85	22.84	23.28		
10	25	0		21.77	22.00	21.76		
10	25	12		21.75	21.88	21.78		
10	25	25		21.93	21.66	21.97		
10	50	0		21.87	21.88	21.81		
10	1	0	64-QAM	20.97	21.32	20.97	23.18	0.2080
10	1	25		20.92	20.98	20.92		
10	1	49		20.95	20.94	21.38		
10	25	0		19.91	20.19	19.90		
10	25	12		19.98	20.10	19.90		
10	25	25		20.03	19.94	19.93		
10	50	0		20.04	19.98	19.98		
10	1	0	256-QAM	18.00	18.09	17.92	19.93	0.0984
10	1	25		17.97	18.02	17.99		
10	1	49		18.01	17.98	18.13		
10	25	0		17.98	18.03	17.97		
10	25	12		18.08	18.05	18.01		
10	25	25		18.04	17.97	18.07		
10	50	0		17.94	18.07	18.00		
Limit	EIRP < 2W			Result			Pass	



LTE Band 2 Maximum Average Power [dBm] (GT - LC = 1.8 dB)								
BW [MHz]	RB Size	RB Offset	Mod	Lowest	Middle	Highest	EIRP (dBm)	EIRP (W)
5	1	0	QPSK	24.17	24.64	24.27	26.44	0.4406
5	1	12		24.17	24.27	24.14		
5	1	24		24.09	24.14	24.29		
5	12	0		22.90	23.02	22.85		
5	12	7		22.75	22.85	22.80		
5	12	13		22.88	22.73	22.90		
5	25	0		22.93	22.92	22.89		
5	1	0	16-QAM	22.87	23.28	23.01	25.14	0.3266
5	1	12		22.95	22.90	22.79		
5	1	24		22.98	22.70	23.34		
5	12	0		21.88	22.06	21.69		
5	12	7		21.74	21.78	21.74		
5	12	13		21.91	21.66	21.82		
5	25	0		21.91	21.84	21.91		
5	1	0	64-QAM	20.90	21.36	21.09	23.17	0.2075
5	1	12		21.04	20.96	20.96		
5	1	24		20.91	20.91	21.37		
5	12	0		20.08	20.05	19.91		
5	12	7		19.95	20.06	19.94		
5	12	13		19.99	19.94	20.10		
5	25	0		19.94	20.03	19.99		
5	1	0	256-QAM	17.92	18.08	17.97	20.01	0.1002
5	1	12		18.04	18.04	18.02		
5	1	24		18.01	17.98	18.21		
5	12	0		17.91	18.13	17.92		
5	12	7		18.06	17.96	17.97		
5	12	13		17.96	17.97	18.06		
5	25	0		17.97	18.01	17.92		
Limit	EIRP < 2W			Result			Pass	



LTE Band 2 Maximum Average Power [dBm] (GT - LC = 1.8 dB)								
BW [MHz]	RB Size	RB Offset	Mod	Lowest	Middle	Highest	EIRP (dBm)	EIRP (W)
3	1	0	QPSK	24.33	24.71	24.26	26.51	0.4477
3	1	8		24.03	24.30	24.12		
3	1	14		24.18	24.10	24.29		
3	8	0		22.91	23.05	22.95		
3	8	4		22.87	22.81	22.80		
3	8	7		22.81	22.80	22.85		
3	15	0		22.87	22.83	22.96		
3	1	0	16-QAM	22.94	23.38	23.04	25.18	0.3296
3	1	8		22.84	22.91	22.83		
3	1	14		23.00	22.70	23.14		
3	8	0		21.70	22.00	21.70		
3	8	4		21.75	21.97	21.84		
3	8	7		21.93	21.69	21.96		
3	15	0		21.88	21.73	21.79		
3	1	0	64-QAM	20.90	21.22	20.96	23.15	0.2065
3	1	8		21.04	20.99	20.93		
3	1	14		20.92	20.90	21.35		
3	8	0		19.94	20.19	19.98		
3	8	4		19.90	20.03	19.98		
3	8	7		19.97	19.92	20.00		
3	15	0		19.93	19.97	19.92		
3	1	0	256-QAM	17.94	18.05	18.00	20.05	0.1012
3	1	8		18.11	18.16	17.94		
3	1	14		17.96	17.93	18.25		
3	8	0		17.97	18.17	17.97		
3	8	4		18.11	18.03	17.91		
3	8	7		18.06	17.93	18.05		
3	15	0		17.95	18.08	17.97		
Limit	EIRP < 2W			Result			Pass	



LTE Band 2 Maximum Average Power [dBm] (GT - LC = 1.8 dB)								
BW [MHz]	RB Size	RB Offset	Mod	Lowest	Middle	Highest	EIRP (dBm)	EIRP (W)
1.4	1	0	QPSK	24.25	24.70	24.35	26.50	0.4467
1.4	1	3		24.09	24.25	24.18		
1.4	1	5		24.25	23.98	24.35		
1.4	3	0		24.35	24.56	24.22		
1.4	3	1		24.09	24.42	24.17		
1.4	3	3		24.08	24.09	24.39		
1.4	6	0		22.89	22.91	22.90		
1.4	1	0	16-QAM	22.79	22.91	22.84	25.02	0.3177
1.4	1	3		22.89	22.83	22.75		
1.4	1	5		22.83	22.94	22.85		
1.4	3	0		22.84	23.22	23.04		
1.4	3	1		22.82	22.92	22.86		
1.4	3	3		22.84	22.84	23.17		
1.4	6	0		21.89	22.04	21.83		
1.4	1	0	64-QAM	21.72	21.91	21.71	23.71	0.2350
1.4	1	3		21.79	21.84	21.83		
1.4	1	5		21.82	21.86	21.82		
1.4	3	0		20.91	21.25	21.00		
1.4	3	1		20.93	20.93	20.95		
1.4	3	3		20.94	20.92	21.30		
1.4	6	0		19.92	20.22	19.98		
1.4	1	0	256-QAM	17.95	18.21	17.99	20.04	0.1009
1.4	1	3		18.04	18.06	18.04		
1.4	1	5		17.96	17.93	18.24		
1.4	3	0		17.96	18.23	17.98		
1.4	3	1		18.06	18.10	18.05		
1.4	3	3		18.01	17.94	18.09		
1.4	6	0		18.02	17.98	18.02		
Limit	EIRP < 2W			Result			Pass	



LTE Band 25 Maximum Average Power [dBm] (GT - LC = 1.8 dB)								
BW [MHz]	RB Size	RB Offset	Mod	Lowest	Middle	Highest	EIRP (dBm)	EIRP (W)
20	1	0	QPSK	24.53	24.85	24.52	26.65	0.4624
20	1	49		24.53	24.56	24.51		
20	1	99		24.50	24.30	24.44		
20	50	0		23.19	23.27	23.17		
20	50	24		23.17	23.15	23.11		
20	50	50		23.14	23.02	23.12		
20	100	0		23.15	23.19	23.14		
20	1	0	16-QAM	23.23	23.66	23.12	25.46	0.3516
20	1	49		23.38	23.30	23.29		
20	1	99		23.32	23.07	23.55		
20	50	0		22.04	22.28	21.99		
20	50	24		22.16	22.17	22.12		
20	50	50		22.17	22.06	22.24		
20	100	0		22.08	22.12	22.12		
20	1	0	64-QAM	21.20	21.59	20.97	23.39	0.2183
20	1	49		21.33	21.23	21.07		
20	1	99		21.17	21.05	21.51		
20	50	0		20.13	20.34	20.07		
20	50	24		20.18	20.24	20.16		
20	50	50		20.19	20.11	20.25		
20	100	0		20.10	20.17	20.10		
20	1	0	256-QAM	18.14	18.55	18.04	20.35	0.1084
20	1	49		18.38	18.26	18.23		
20	1	99		18.29	18.06	18.52		
20	50	0		18.20	18.37	18.07		
20	50	24		18.23	18.24	18.17		
20	50	50		18.21	18.07	18.29		
20	100	0		18.18	18.23	18.20		
Limit	EIRP < 2W			Result			Pass	



LTE Band 25 Maximum Average Power [dBm] (GT - LC = 1.8 dB)								
BW [MHz]	RB Size	RB Offset	Mod	Lowest	Middle	Highest	EIRP (dBm)	EIRP (W)
15	1	0	QPSK	24.35	24.73	24.40	26.53	0.4498
15	1	37		24.50	24.43	24.51		
15	1	74		24.30	24.26	24.40		
15	36	0		23.18	23.22	23.01		
15	36	20		23.00	23.07	23.00		
15	36	39		22.94	23.02	23.02		
15	75	0		22.99	23.12	23.04		
15	1	0	16-QAM	23.06	23.47	22.93	25.27	0.3365
15	1	37		23.35	23.19	23.23		
15	1	74		23.31	23.04	23.39		
15	36	0		22.04	22.18	21.91		
15	36	20		22.16	22.05	22.01		
15	36	39		21.99	21.98	22.15		
15	75	0		22.05	22.06	22.04		
15	1	0	64-QAM	21.07	21.44	20.97	23.24	0.2109
15	1	37		21.16	21.06	20.97		
15	1	74		21.11	21.05	21.42		
15	36	0		19.97	20.24	19.98		
15	36	20		20.02	20.04	20.02		
15	36	39		20.11	20.08	20.25		
15	75	0		19.93	20.10	20.04		
15	1	0	256-QAM	18.12	18.46	18.00	20.32	0.1076
15	1	37		18.21	18.10	18.10		
15	1	74		18.23	17.97	18.52		
15	36	0		18.08	18.35	17.99		
15	36	20		18.17	18.21	18.00		
15	36	39		18.13	17.91	18.15		
15	75	0		18.11	18.07	18.01		
Limit	EIRP < 2W			Result			Pass	



LTE Band 25 Maximum Average Power [dBm] (GT - LC = 1.8 dB)								
BW [MHz]	RB Size	RB Offset	Mod	Lowest	Middle	Highest	EIRP (dBm)	EIRP (W)
10	1	0	QPSK	24.50	24.80	24.50	26.60	0.4571
10	1	25		24.43	24.50	24.31		
10	1	49		24.33	24.13	24.31		
10	25	0		23.18	23.25	23.12		
10	25	12		23.01	23.07	23.01		
10	25	25		23.13	23.01	23.00		
10	50	0		23.09	23.01	22.96		
10	1	0	16-QAM	23.03	23.63	23.11	25.43	0.3491
10	1	25		23.28	23.20	23.16		
10	1	49		23.18	23.01	23.53		
10	25	0		22.01	22.22	21.92		
10	25	12		22.14	22.17	22.01		
10	25	25		22.04	22.00	22.17		
10	50	0		22.04	22.02	22.12		
10	1	0	64-QAM	21.13	21.39	21.09	23.20	0.2089
10	1	25		21.33	21.05	20.91		
10	1	49		21.13	20.95	21.40		
10	25	0		20.08	20.29	20.00		
10	25	12		20.00	20.13	19.97		
10	25	25		19.99	20.02	20.08		
10	50	0		20.00	20.09	20.02		
10	1	0	256-QAM	17.95	18.47	17.97	20.27	0.1064
10	1	25		18.38	18.09	18.14		
10	1	49		18.23	18.03	18.34		
10	25	0		18.16	18.20	18.02		
10	25	12		18.22	18.08	18.11		
10	25	25		18.15	17.96	18.25		
10	50	0		18.02	18.21	18.01		
Limit	EIRP < 2W			Result			Pass	



LTE Band 25 Maximum Average Power [dBm] (GT - LC = 1.8 dB)								
BW [MHz]	RB Size	RB Offset	Mod	Lowest	Middle	Highest	EIRP (dBm)	EIRP (W)
5	1	0	QPSK	24.40	24.74	24.43	26.54	0.4508
5	1	12		24.47	24.54	24.37		
5	1	24		24.48	24.19	24.36		
5	12	0		23.15	23.13	23.15		
5	12	7		23.17	23.13	23.09		
5	12	13		23.11	22.86	22.95		
5	25	0		23.07	23.05	23.09		
5	1	0	16-QAM	23.15	23.48	23.00	25.29	0.3381
5	1	12		23.36	23.22	23.16		
5	1	24		23.27	22.94	23.49		
5	12	0		21.93	22.11	21.88		
5	12	7		22.16	22.17	22.00		
5	12	13		22.06	21.92	22.21		
5	25	0		21.96	21.96	21.96		
5	1	0	64-QAM	21.09	21.51	20.93	23.31	0.2143
5	1	12		21.18	21.10	20.99		
5	1	24		21.17	20.92	21.32		
5	12	0		20.06	20.28	19.99		
5	12	7		20.15	20.20	20.13		
5	12	13		20.06	20.07	20.09		
5	25	0		19.90	20.10	19.95		
5	1	0	256-QAM	18.01	18.41	17.97	20.25	0.1059
5	1	12		18.35	18.10	18.15		
5	1	24		18.28	17.92	18.45		
5	12	0		18.10	18.33	17.92		
5	12	7		18.03	18.22	18.14		
5	12	13		18.02	17.91	18.29		
5	25	0		18.09	18.11	18.05		
Limit	EIRP < 2W			Result			Pass	



LTE Band 25 Maximum Average Power [dBm] (GT - LC = 1.8 dB)								
BW [MHz]	RB Size	RB Offset	Mod	Lowest	Middle	Highest	EIRP (dBm)	EIRP (W)
3	1	0	QPSK	24.48	24.80	24.46	26.60	0.4571
3	1	8		24.48	24.41	24.49		
3	1	14		24.44	24.30	24.29		
3	8	0		23.11	23.11	23.13		
3	8	4		23.12	23.00	23.07		
3	8	7		23.13	22.90	23.09		
3	15	0		23.03	23.13	23.08		
3	1	0	16-QAM	23.03	23.64	22.98	25.44	0.3499
3	1	8		23.18	23.20	23.28		
3	1	14		23.13	22.90	23.49		
3	8	0		22.02	22.21	21.99		
3	8	4		22.13	22.03	21.95		
3	8	7		22.03	22.02	22.05		
3	15	0		22.06	22.06	21.99		
3	1	0	64-QAM	21.02	21.42	20.96	23.22	0.2099
3	1	8		21.33	21.03	20.97		
3	1	14		20.98	20.91	21.37		
3	8	0		20.00	20.16	20.05		
3	8	4		19.98	20.22	19.96		
3	8	7		20.04	20.05	20.09		
3	15	0		19.91	20.01	20.07		
3	1	0	256-QAM	18.08	18.51	17.91	20.31	0.1074
3	1	8		18.24	18.19	18.03		
3	1	14		18.28	18.00	18.48		
3	8	0		18.13	18.37	17.97		
3	8	4		18.10	18.11	18.13		
3	8	7		18.03	17.98	18.09		
3	15	0		18.03	18.05	18.09		
Limit	EIRP < 2W			Result			Pass	



LTE Band 25 Maximum Average Power [dBm] (GT - LC = 1.8 dB)								
BW [MHz]	RB Size	RB Offset	Mod	Lowest	Middle	Highest	EIRP (dBm)	EIRP (W)
1.4	1	0	QPSK	24.51	24.73	24.47	26.53	0.4498
1.4	1	3		24.51	24.52	24.49		
1.4	1	5		24.34	24.13	24.42		
1.4	3	0		24.33	24.65	24.33		
1.4	3	1		24.46	24.39	24.42		
1.4	3	3		24.35	24.20	24.42		
1.4	6	0		23.17	23.25	23.06		
1.4	1	0	16-QAM	23.02	23.06	23.08	25.34	0.3420
1.4	1	3		23.12	22.90	22.93		
1.4	1	5		23.02	23.01	23.09		
1.4	3	0		23.07	23.54	23.04		
1.4	3	1		23.26	23.21	23.16		
1.4	3	3		23.28	23.04	23.37		
1.4	6	0		21.84	22.22	21.80		
1.4	1	0	64-QAM	22.02	21.99	22.08	24.02	0.2523
1.4	1	3		22.10	21.97	22.22		
1.4	1	5		22.03	22.03	21.94		
1.4	3	0		21.01	21.55	20.95		
1.4	3	1		21.18	21.11	21.02		
1.4	3	3		21.07	20.98	21.36		
1.4	6	0		20.12	20.19	19.90		
1.4	1	0	256-QAM	18.10	18.37	18.02	20.25	0.1059
1.4	1	3		18.24	18.13	18.12		
1.4	1	5		18.22	17.96	18.45		
1.4	3	0		18.16	18.37	18.07		
1.4	3	1		18.14	18.22	18.12		
1.4	3	3		18.05	17.95	18.25		
1.4	6	0		18.13	18.23	18.20		
Limit	EIRP < 2W			Result			Pass	



LTE Band 4 Maximum Average Power [dBm] (GT - LC = 0.5 dB)								
BW [MHz]	RB Size	RB Offset	Mod	Lowest	Middle	Highest	EIRP (dBm)	EIRP (W)
20	1	0	QPSK	24.57	24.54	24.66	25.16	0.3281
20	1	49		24.57	24.50	24.56		
20	1	99		24.55	24.48	24.48		
20	50	0		23.25	23.24	23.26		
20	50	24		23.19	23.17	23.18		
20	50	50		23.23	23.17	23.10		
20	100	0		23.21	23.17	23.26		
20	1	0	16-QAM	23.29	23.36	23.41	23.92	0.2466
20	1	49		23.27	23.26	23.28		
20	1	99		23.42	23.25	23.24		
20	50	0		22.09	22.12	22.13		
20	50	24		22.18	22.14	22.17		
20	50	50		22.18	22.15	22.10		
20	100	0		22.14	22.11	22.13		
20	1	0	64-QAM	21.35	21.19	21.33	21.88	0.1542
20	1	49		21.15	21.10	21.24		
20	1	99		21.38	21.30	21.21		
20	50	0		20.19	20.18	20.24		
20	50	24		20.23	20.19	20.23		
20	50	50		20.27	20.20	20.15		
20	100	0		20.18	20.14	20.13		
20	1	0	256-QAM	18.26	18.23	18.25	18.85	0.0767
20	1	49		18.29	18.16	18.35		
20	1	99		18.21	18.25	18.07		
20	50	0		18.16	18.16	18.24		
20	50	24		18.23	18.23	18.20		
20	50	50		18.26	18.21	18.12		
20	100	0		18.23	18.05	18.14		
Limit	EIRP < 1W			Result			Pass	



LTE Band 4 Maximum Average Power [dBm] (GT - LC = 0.5 dB)								
BW [MHz]	RB Size	RB Offset	Mod	Lowest	Middle	Highest	EIRP (dBm)	EIRP (W)
15	1	0	QPSK	24.51	24.37	24.64	25.14	0.3266
15	1	37		24.52	24.40	24.41		
15	1	74		24.44	24.33	24.35		
15	36	0		23.20	23.06	23.06		
15	36	20		23.00	23.15	23.06		
15	36	39		23.04	22.99	22.91		
15	75	0		23.10	23.09	23.07		
15	1	0	16-QAM	23.23	23.16	23.21	23.73	0.2360
15	1	37		23.14	23.20	23.17		
15	1	74		23.22	23.22	23.13		
15	36	0		21.91	22.04	22.02		
15	36	20		21.98	22.13	22.07		
15	36	39		22.10	22.01	22.00		
15	75	0		22.10	22.00	21.93		
15	1	0	64-QAM	21.16	21.10	21.19	21.79	0.1510
15	1	37		20.98	20.96	21.14		
15	1	74		21.29	21.13	21.05		
15	36	0		20.04	20.11	20.22		
15	36	20		20.14	19.99	20.11		
15	36	39		20.23	20.17	20.12		
15	75	0		20.02	19.94	19.94		
15	1	0	256-QAM	18.23	18.13	18.07	18.78	0.0755
15	1	37		18.22	18.04	18.28		
15	1	74		18.08	18.06	17.97		
15	36	0		18.02	18.14	18.09		
15	36	20		18.11	18.22	18.13		
15	36	39		18.15	18.19	18.08		
15	75	0		18.04	17.96	18.03		
Limit	EIRP < 1W			Result			Pass	



LTE Band 4 Maximum Average Power [dBm] (GT - LC = 0.5 dB)								
BW [MHz]	RB Size	RB Offset	Mod	Lowest	Middle	Highest	EIRP (dBm)	EIRP (W)
10	1	0	QPSK	24.55	24.43	24.62	25.12	0.3251
10	1	25		24.42	24.47	24.36		
10	1	49		24.48	24.30	24.47		
10	25	0		23.08	23.11	23.26		
10	25	12		23.11	23.02	23.00		
10	25	25		23.04	23.11	22.96		
10	50	0		23.07	22.98	23.24		
10	1	0	16-QAM	23.16	23.25	23.37	23.87	0.2438
10	1	25		23.17	23.06	23.13		
10	1	49		23.24	23.10	23.11		
10	25	0		22.05	21.94	22.06		
10	25	12		22.00	21.99	22.16		
10	25	25		21.98	22.02	22.07		
10	50	0		22.04	22.02	22.06		
10	1	0	64-QAM	21.22	21.02	21.23	21.74	0.1493
10	1	25		21.07	21.10	21.15		
10	1	49		21.19	21.24	21.06		
10	25	0		20.14	20.02	20.13		
10	25	12		20.09	20.18	20.12		
10	25	25		20.09	20.12	19.98		
10	50	0		20.08	19.99	19.93		
10	1	0	256-QAM	18.20	18.10	18.09	18.79	0.0757
10	1	25		18.29	17.99	18.25		
10	1	49		18.04	18.25	18.05		
10	25	0		18.10	17.99	18.19		
10	25	12		18.03	18.12	18.15		
10	25	25		18.12	18.05	18.12		
10	50	0		18.20	17.99	18.07		
Limit	EIRP < 1W			Result			Pass	



LTE Band 4 Maximum Average Power [dBm] (GT - LC = 0.5 dB)								
BW [MHz]	RB Size	RB Offset	Mod	Lowest	Middle	Highest	EIRP (dBm)	EIRP (W)
5	1	0	QPSK	24.37	24.54	24.59	25.09	0.3228
5	1	12		24.50	24.35	24.39		
5	1	24		24.42	24.36	24.48		
5	12	0		23.14	23.18	23.07		
5	12	7		23.01	23.13	23.16		
5	12	13		23.20	23.04	23.06		
5	25	0		23.14	23.14	23.20		
5	1	0	16-QAM	23.13	23.32	23.28	23.83	0.2415
5	1	12		23.27	23.06	23.15		
5	1	24		23.33	23.18	23.15		
5	12	0		21.89	21.97	22.09		
5	12	7		22.06	22.11	22.08		
5	12	13		22.04	22.13	21.94		
5	25	0		21.95	22.01	22.13		
5	1	0	64-QAM	21.23	21.02	21.18	21.76	0.1500
5	1	12		21.01	21.00	21.22		
5	1	24		21.26	21.24	21.09		
5	12	0		20.13	20.00	20.05		
5	12	7		20.23	20.11	20.19		
5	12	13		20.07	20.17	20.06		
5	25	0		20.09	19.94	19.98		
5	1	0	256-QAM	18.25	18.09	18.14	18.75	0.0750
5	1	12		18.21	18.05	18.22		
5	1	24		18.20	18.12	17.92		
5	12	0		18.02	18.05	18.16		
5	12	7		18.19	18.21	18.13		
5	12	13		18.24	18.03	18.11		
5	25	0		18.08	17.96	18.01		
Limit	EIRP < 1W			Result			Pass	



LTE Band 4 Maximum Average Power [dBm] (GT - LC = 0.5 dB)								
BW [MHz]	RB Size	RB Offset	Mod	Lowest	Middle	Highest	EIRP (dBm)	EIRP (W)
3	1	0	QPSK	24.53	24.54	24.60	25.10	0.3236
3	1	8		24.46	24.30	24.38		
3	1	14		24.53	24.42	24.39		
3	8	0		23.08	23.18	23.08		
3	8	4		23.01	23.10	23.12		
3	8	7		23.07	23.01	22.94		
3	15	0		23.06	23.01	23.13		
3	1	0	16-QAM	23.10	23.23	23.21	23.83	0.2415
3	1	8		23.07	23.10	23.15		
3	1	14		23.33	23.19	23.11		
3	8	0		22.09	21.97	21.94		
3	8	4		22.18	22.03	22.09		
3	8	7		22.10	22.13	22.03		
3	15	0		22.04	22.06	22.05		
3	1	0	64-QAM	21.17	21.19	21.16	21.73	0.1489
3	1	8		21.08	20.94	21.04		
3	1	14		21.23	21.15	21.18		
3	8	0		20.10	20.08	20.24		
3	8	4		20.06	20.18	20.04		
3	8	7		20.08	20.08	20.00		
3	15	0		20.01	20.02	20.08		
3	1	0	256-QAM	18.07	18.15	18.23	18.73	0.0746
3	1	8		18.18	18.00	18.19		
3	1	14		18.08	18.14	17.98		
3	8	0		18.00	17.96	18.09		
3	8	4		18.15	18.06	18.17		
3	8	7		18.20	18.11	18.01		
3	15	0		18.19	17.96	17.96		
Limit	EIRP < 1W			Result			Pass	



LTE Band 4 Maximum Average Power [dBm] (GT - LC = 0.5 dB)								
BW [MHz]	RB Size	RB Offset	Mod	Lowest	Middle	Highest	EIRP (dBm)	EIRP (W)
1.4	1	0	QPSK	24.46	24.34	24.60	25.10	0.3236
1.4	1	3		24.44	24.46	24.38		
1.4	1	5		24.51	24.48	24.41		
1.4	3	0		24.55	24.47	24.46		
1.4	3	1		24.53	24.38	24.45		
1.4	3	3		24.53	24.46	24.37		
1.4	6	0		23.17	23.16	23.07		
1.4	1	0	16-QAM	23.15	23.13	23.10	23.90	0.2455
1.4	1	3		23.11	23.09	22.98		
1.4	1	5		23.01	23.12	23.15		
1.4	3	0		23.18	23.27	23.39		
1.4	3	1		23.27	23.06	23.19		
1.4	3	3		23.40	23.09	23.15		
1.4	6	0		22.08	22.01	22.13		
1.4	1	0	64-QAM	22.17	22.04	22.14	22.67	0.1849
1.4	1	3		21.98	22.12	21.97		
1.4	1	5		22.10	22.09	21.98		
1.4	3	0		21.17	21.09	21.25		
1.4	3	1		20.98	21.04	21.21		
1.4	3	3		21.19	21.30	21.18		
1.4	6	0		20.13	20.03	20.14		
1.4	1	0	256-QAM	18.16	18.04	18.23	18.73	0.0746
1.4	1	3		18.13	18.01	18.23		
1.4	1	5		18.04	18.12	18.02		
1.4	3	0		18.05	17.97	18.09		
1.4	3	1		18.18	18.18	18.18		
1.4	3	3		18.13	18.19	18.05		
1.4	6	0		18.16	18.02	18.06		
Limit	EIRP < 1W			Result			Pass	



LTE Band 5 Maximum Average Power [dBm] (GT - LC = -3.5 dB)								
BW [MHz]	RB Size	RB Offset	Mod	Lowest	Middle	Highest	ERP (dBm)	ERP (W)
10	1	0	QPSK	24.31	24.42	24.39	18.77	0.0753
10	1	25		24.21	24.13	24.16		
10	1	49		24.30	24.22	24.22		
10	25	0		23.39	23.34	23.33		
10	25	12		23.30	23.26	23.35		
10	25	25		23.30	23.32	23.41		
10	50	0		23.36	23.44	23.41		
10	1	0	16-QAM	23.81	23.59	23.44	18.16	0.0655
10	1	25		23.71	23.12	23.60		
10	1	49		23.54	23.50	23.09		
10	25	0		22.29	22.40	22.43		
10	25	12		22.34	22.30	22.36		
10	25	25		22.26	22.29	22.32		
10	50	0		22.32	22.41	22.34		
10	1	0	64-QAM	22.57	22.34	22.50	17.04	0.0506
10	1	25		22.56	22.64	22.38		
10	1	49		22.06	22.69	22.45		
10	25	0		21.32	21.43	21.41		
10	25	12		21.34	21.38	21.38		
10	25	25		21.28	21.22	21.35		
10	50	0		21.38	21.37	21.46		
10	1	0	256-QAM	19.85	19.74	19.44	14.20	0.0263
10	1	25		19.43	19.55	19.34		
10	1	49		19.54	19.44	19.31		
10	25	0		19.34	19.34	19.12		
10	25	12		19.41	19.32	19.15		
10	25	25		19.42	19.20	19.00		
10	50	0		19.43	19.44	19.19		
Limit	ERP < 7W			Result			Pass	



LTE Band 5 Maximum Average Power [dBm] (GT - LC = -3.5 dB)								
BW [MHz]	RB Size	RB Offset	Mod	Lowest	Middle	Highest	ERP (dBm)	ERP (W)
5	1	0	QPSK	24.18	24.38	24.24	18.73	0.0746
5	1	12		24.11	23.94	24.16		
5	1	24		24.13	24.03	24.18		
5	12	0		23.38	23.26	23.28		
5	12	7		23.15	23.23	23.22		
5	12	13		23.15	23.25	23.29		
5	25	0		23.35	23.29	23.32		
5	1	0	16-QAM	23.77	23.47	23.32	18.12	0.0649
5	1	12		23.52	23.06	23.60		
5	1	24		23.35	23.48	23.03		
5	12	0		22.23	22.20	22.39		
5	12	7		22.26	22.18	22.26		
5	12	13		22.09	22.19	22.24		
5	25	0		22.19	22.29	22.18		
5	1	0	64-QAM	22.39	22.27	22.37	16.87	0.0486
5	1	12		22.42	22.47	22.32		
5	1	24		22.02	22.52	22.27		
5	12	0		21.21	21.43	21.41		
5	12	7		21.20	21.34	21.33		
5	12	13		21.27	21.04	21.21		
5	25	0		21.21	21.24	21.45		
5	1	0	256-QAM	19.69	19.62	19.31	14.04	0.0254
5	1	12		19.42	19.40	19.22		
5	1	24		19.34	19.41	19.25		
5	12	0		19.33	19.25	19.04		
5	12	7		19.30	19.19	18.99		
5	12	13		19.32	19.04	18.87		
5	25	0		19.36	19.41	19.10		
Limit	ERP < 7W			Result			Pass	



LTE Band 5 Maximum Average Power [dBm] (GT - LC = -3.5 dB)								
BW [MHz]	RB Size	RB Offset	Mod	Lowest	Middle	Highest	ERP (dBm)	ERP (W)
3	1	0	QPSK	24.14	24.36	24.38	18.73	0.0746
3	1	8		24.18	24.01	24.16		
3	1	14		24.16	24.10	24.18		
3	8	0		23.32	23.31	23.16		
3	8	4		23.11	23.21	23.15		
3	8	7		23.17	23.22	23.39		
3	15	0		23.22	23.37	23.35		
3	1	0	16-QAM	23.74	23.47	23.42	18.09	0.0644
3	1	8		23.62	23.00	23.49		
3	1	14		23.34	23.49	23.02		
3	8	0		22.24	22.27	22.33		
3	8	4		22.31	22.15	22.27		
3	8	7		22.07	22.14	22.21		
3	15	0		22.13	22.24	22.24		
3	1	0	64-QAM	22.50	22.33	22.40	16.98	0.0499
3	1	8		22.49	22.63	22.25		
3	1	14		22.05	22.63	22.38		
3	8	0		21.20	21.42	21.26		
3	8	4		21.24	21.37	21.27		
3	8	7		21.08	21.15	21.25		
3	15	0		21.37	21.24	21.33		
3	1	0	256-QAM	19.77	19.58	19.31	14.12	0.0258
3	1	8		19.43	19.52	19.19		
3	1	14		19.38	19.43	19.17		
3	8	0		19.14	19.15	19.12		
3	8	4		19.26	19.22	19.02		
3	8	7		19.25	19.10	18.90		
3	15	0		19.37	19.24	19.07		
Limit	ERP < 7W			Result			Pass	



LTE Band 5 Maximum Average Power [dBm] (GT - LC = -3.5 dB)								
BW [MHz]	RB Size	RB Offset	Mod	Lowest	Middle	Highest	ERP (dBm)	ERP (W)
1.4	1	0	QPSK	24.13	24.21	24.19	18.63	0.0729
1.4	1	3		24.03	24.01	24.11		
1.4	1	5		24.00	23.95	24.00		
1.4	3	0		23.94	24.16	24.28		
1.4	3	1		24.09	24.00	24.10		
1.4	3	3		24.06	24.04	24.00		
1.4	6	0		23.17	23.19	23.26		
1.4	1	0	16-QAM	23.58	23.34	23.35	18.09	0.0644
1.4	1	3		23.51	22.83	23.38		
1.4	1	5		23.14	23.42	22.98		
1.4	3	0		23.74	23.43	23.31		
1.4	3	1		23.52	22.99	23.35		
1.4	3	3		23.25	23.46	22.89		
1.4	6	0		22.03	22.19	22.15		
1.4	1	0	64-QAM	22.41	22.33	22.26	16.95	0.0495
1.4	1	3		22.34	22.47	22.12		
1.4	1	5		22.00	22.46	22.30		
1.4	3	0		22.44	22.15	22.24		
1.4	3	1		22.46	22.60	22.10		
1.4	3	3		21.96	22.54	22.22		
1.4	6	0		21.19	21.16	21.26		
1.4	1	0	256-QAM	19.63	19.42	19.13	14.12	0.0258
1.4	1	3		19.36	19.37	19.08		
1.4	1	5		19.24	19.25	19.03		
1.4	3	0		19.77	19.46	19.18		
1.4	3	1		19.31	19.40	19.00		
1.4	3	3		19.25	19.35	19.00		
1.4	6	0		19.33	19.08	19.07		
Limit	ERP < 7W			Result			Pass	



LTE Band 7 Maximum Average Power [dBm] (GT - LC = -1.8 dB)								
BW [MHz]	RB Size	RB Offset	Mod	Lowest	Middle	Highest	EIRP (dBm)	EIRP (W)
20	1	0	QPSK	25.13	24.91	24.93	23.33	0.2153
20	1	49		24.96	24.78	24.81		
20	1	99		24.84	24.66	24.54		
20	50	0		24.01	23.78	23.80		
20	50	24		23.95	23.71	23.66		
20	50	50		23.86	23.78	23.64		
20	100	0		23.92	23.67	23.75		
20	1	0	16-QAM	24.38	23.92	23.87	22.58	0.1811
20	1	49		24.17	24.15	23.64		
20	1	99		24.09	24.04	23.53		
20	50	0		22.87	22.67	22.69		
20	50	24		22.81	22.61	22.62		
20	50	50		22.71	22.67	22.60		
20	100	0		22.79	22.67	22.71		
20	1	0	64-QAM	23.40	22.69	22.84	21.60	0.1445
20	1	49		22.76	22.64	22.95		
20	1	99		23.39	23.35	23.02		
20	50	0		22.20	21.96	21.92		
20	50	24		22.08	21.89	21.91		
20	50	50		22.13	21.96	21.87		
20	100	0		22.13	21.98	21.96		
20	1	0	256-QAM	20.15	20.26	20.02	18.46	0.0701
20	1	49		19.96	20.12	19.87		
20	1	99		19.96	20.12	19.88		
20	50	0		19.85	19.97	19.65		
20	50	24		19.76	19.96	19.68		
20	50	50		19.84	19.95	19.71		
20	100	0		19.75	19.96	19.72		
Limit	EIRP < 2W			Result			Pass	



LTE Band 7 Maximum Average Power [dBm] (GT - LC = -1.8 dB)								
BW [MHz]	RB Size	RB Offset	Mod	Lowest	Middle	Highest	EIRP (dBm)	EIRP (W)
15	1	0	QPSK	24.93	24.72	24.79	23.13	0.2056
15	1	37		24.81	24.61	24.63		
15	1	74		24.71	24.51	24.50		
15	36	0		23.90	23.74	23.74		
15	36	20		23.90	23.70	23.57		
15	36	39		23.80	23.62	23.48		
15	75	0		23.72	23.67	23.71		
15	1	0	16-QAM	24.20	23.76	23.79	22.40	0.1738
15	1	37		23.98	23.97	23.52		
15	1	74		23.95	23.91	23.53		
15	36	0		22.82	22.67	22.58		
15	36	20		22.76	22.60	22.59		
15	36	39		22.59	22.57	22.41		
15	75	0		22.73	22.58	22.65		
15	1	0	64-QAM	23.21	22.58	22.71	21.57	0.1435
15	1	37		22.62	22.64	22.91		
15	1	74		23.37	23.33	22.97		
15	36	0		22.12	21.80	21.79		
15	36	20		21.88	21.87	21.75		
15	36	39		22.08	21.95	21.72		
15	75	0		21.95	21.81	21.85		
15	1	0	256-QAM	20.09	20.15	20.00	18.35	0.0684
15	1	37		19.94	20.06	19.82		
15	1	74		19.93	20.04	19.75		
15	36	0		19.67	19.83	19.55		
15	36	20		19.73	19.76	19.48		
15	36	39		19.69	19.85	19.70		
15	75	0		19.61	19.83	19.59		
Limit	EIRP < 2W			Result			Pass	



LTE Band 7 Maximum Average Power [dBm] (GT - LC = -1.8 dB)								
BW [MHz]	RB Size	RB Offset	Mod	Lowest	Middle	Highest	EIRP (dBm)	EIRP (W)
10	1	0	QPSK	25.04	24.80	24.85	23.24	0.2109
10	1	25		24.86	24.58	24.63		
10	1	49		24.65	24.46	24.45		
10	25	0		23.98	23.76	23.66		
10	25	12		23.76	23.65	23.51		
10	25	25		23.77	23.72	23.57		
10	50	0		23.79	23.57	23.60		
10	1	0	16-QAM	24.24	23.83	23.67	22.44	0.1754
10	1	25		24.04	23.95	23.44		
10	1	49		23.89	23.96	23.42		
10	25	0		22.84	22.52	22.56		
10	25	12		22.66	22.52	22.44		
10	25	25		22.57	22.57	22.51		
10	50	0		22.69	22.58	22.67		
10	1	0	64-QAM	23.30	22.59	22.73	21.50	0.1413
10	1	25		22.64	22.51	22.78		
10	1	49		23.26	23.22	22.94		
10	25	0		22.17	21.91	21.85		
10	25	12		21.97	21.73	21.90		
10	25	25		22.04	21.96	21.68		
10	50	0		22.12	21.91	21.86		
10	1	0	256-QAM	20.06	20.10	19.85	18.31	0.0678
10	1	25		19.92	20.04	19.68		
10	1	49		19.91	20.11	19.82		
10	25	0		19.73	19.87	19.51		
10	25	12		19.73	19.82	19.63		
10	25	25		19.68	19.77	19.58		
10	50	0		19.55	19.84	19.71		
Limit	EIRP < 2W			Result			Pass	



LTE Band 7 Maximum Average Power [dBm] (GT - LC = -1.8 dB)								
BW [MHz]	RB Size	RB Offset	Mod	Lowest	Middle	Highest	EIRP (dBm)	EIRP (W)
5	1	0	QPSK	25.07	24.89	24.83	23.27	0.2123
5	1	12		24.76	24.69	24.79		
5	1	24		24.80	24.51	24.54		
5	12	0		23.96	23.65	23.70		
5	12	7		23.75	23.51	23.63		
5	12	13		23.76	23.71	23.62		
5	25	0		23.83	23.50	23.74		
5	1	0	16-QAM	24.25	23.87	23.86	22.45	0.1758
5	1	12		24.02	23.95	23.62		
5	1	24		23.98	23.97	23.48		
5	12	0		22.68	22.50	22.53		
5	12	7		22.80	22.52	22.42		
5	12	13		22.62	22.63	22.50		
5	25	0		22.66	22.60	22.59		
5	1	0	64-QAM	23.25	22.50	22.80	21.52	0.1419
5	1	12		22.68	22.54	22.95		
5	1	24		23.19	23.32	22.97		
5	12	0		22.07	21.93	21.81		
5	12	7		22.01	21.81	21.75		
5	12	13		21.94	21.84	21.84		
5	25	0		22.07	21.88	21.84		
5	1	0	256-QAM	20.01	20.24	20.00	18.44	0.0698
5	1	12		19.96	19.96	19.81		
5	1	24		19.76	20.09	19.74		
5	12	0		19.83	19.90	19.65		
5	12	7		19.72	19.83	19.68		
5	12	13		19.64	19.82	19.67		
5	25	0		19.55	19.86	19.54		
Limit	EIRP < 2W			Result			Pass	



LTE Band 12 Maximum Average Power [dBm] (GT - LC = -3.9 dB)								
BW [MHz]	RB Size	RB Offset	Mod	Lowest	Middle	Highest	ERP (dBm)	ERP (W)
10	1	0	QPSK	24.89	24.93	24.89	18.88	0.0773
10	1	25		24.73	24.62	24.55		
10	1	49		24.69	24.61	24.70		
10	25	0		24.07	23.92	23.97		
10	25	12		23.96	23.86	23.94		
10	25	25		23.92	23.88	23.91		
10	50	0		23.97	24.02	24.00		
10	1	0	16-QAM	23.80	24.11	24.03	18.13	0.0650
10	1	25		24.10	23.88	24.18		
10	1	49		23.99	23.64	23.76		
10	25	0		22.96	22.92	22.92		
10	25	12		22.90	22.93	22.87		
10	25	25		22.84	22.85	22.92		
10	50	0		22.88	22.84	22.90		
10	1	0	64-QAM	23.29	23.09	23.28	17.24	0.0530
10	1	25		22.75	22.75	23.00		
10	1	49		22.35	22.86	22.88		
10	25	0		21.83	21.84	21.94		
10	25	12		21.86	21.85	21.76		
10	25	25		21.77	21.73	21.73		
10	50	0		21.85	21.79	21.84		
10	1	0	256-QAM	19.88	19.76	20.01	13.96	0.0249
10	1	25		19.59	19.53	19.74		
10	1	49		19.78	19.66	19.82		
10	25	0		19.84	19.74	19.87		
10	25	12		19.71	19.66	19.75		
10	25	25		19.78	19.67	19.76		
10	50	0		19.67	19.72	19.63		
Limit	ERP < 3W			Result			Pass	



LTE Band 12 Maximum Average Power [dBm] (GT - LC = -3.9 dB)								
BW [MHz]	RB Size	RB Offset	Mod	Lowest	Middle	Highest	ERP (dBm)	ERP (W)
5	1	0	QPSK	24.75	24.79	24.85	18.80	0.0759
5	1	12		24.66	24.59	24.35		
5	1	24		24.58	24.52	24.69		
5	12	0		23.89	23.75	23.82		
5	12	7		23.78	23.77	23.89		
5	12	13		23.87	23.81	23.87		
5	25	0		23.88	23.96	23.83		
5	1	0	16-QAM	23.80	23.96	23.93	18.12	0.0649
5	1	12		23.98	23.79	24.17		
5	1	24		23.79	23.62	23.62		
5	12	0		22.87	22.88	22.90		
5	12	7		22.80	22.75	22.67		
5	12	13		22.66	22.73	22.73		
5	25	0		22.82	22.77	22.82		
5	1	0	64-QAM	23.16	23.03	23.27	17.22	0.0527
5	1	12		22.58	22.71	22.84		
5	1	24		22.20	22.76	22.87		
5	12	0		21.67	21.76	21.80		
5	12	7		21.77	21.84	21.56		
5	12	13		21.60	21.69	21.56		
5	25	0		21.78	21.68	21.76		
5	1	0	256-QAM	19.82	19.57	19.95	13.90	0.0245
5	1	12		19.45	19.36	19.67		
5	1	24		19.73	19.59	19.77		
5	12	0		19.78	19.70	19.82		
5	12	7		19.65	19.63	19.70		
5	12	13		19.71	19.55	19.68		
5	25	0		19.64	19.52	19.50		
Limit	ERP < 3W			Result			Pass	



LTE Band 12 Maximum Average Power [dBm] (GT - LC = -3.9 dB)								
BW [MHz]	RB Size	RB Offset	Mod	Lowest	Middle	Highest	ERP (dBm)	ERP (W)
3	1	0	QPSK	24.77	24.87	24.83	18.82	0.0762
3	1	8		24.63	24.57	24.42		
3	1	14		24.63	24.61	24.53		
3	8	0		23.91	23.77	23.88		
3	8	4		23.85	23.84	23.77		
3	8	7		23.91	23.86	23.82		
3	15	0		23.94	24.00	23.91		
3	1	0	16-QAM	23.67	24.02	24.00	17.98	0.0628
3	1	8		23.94	23.87	24.03		
3	1	14		23.96	23.64	23.61		
3	8	0		22.81	22.84	22.81		
3	8	4		22.71	22.79	22.67		
3	8	7		22.73	22.79	22.81		
3	15	0		22.80	22.81	22.88		
3	1	0	64-QAM	23.11	22.98	23.17	17.12	0.0515
3	1	8		22.62	22.65	22.91		
3	1	14		22.17	22.84	22.71		
3	8	0		21.72	21.78	21.75		
3	8	4		21.82	21.80	21.64		
3	8	7		21.72	21.61	21.61		
3	15	0		21.78	21.76	21.80		
3	1	0	256-QAM	19.79	19.60	19.82	13.77	0.0238
3	1	8		19.42	19.40	19.69		
3	1	14		19.61	19.58	19.66		
3	8	0		19.82	19.59	19.68		
3	8	4		19.66	19.50	19.56		
3	8	7		19.62	19.57	19.63		
3	15	0		19.49	19.61	19.51		
Limit	ERP < 3W			Result			Pass	



LTE Band 12 Maximum Average Power [dBm] (GT - LC = -3.9 dB)								
BW [MHz]	RB Size	RB Offset	Mod	Lowest	Middle	Highest	ERP (dBm)	ERP (W)
1.4	1	0	QPSK	24.65	24.69	24.69	18.72	0.0745
1.4	1	3		24.55	24.32	24.28		
1.4	1	5		24.55	24.46	24.43		
1.4	3	0		24.60	24.70	24.77		
1.4	3	1		24.62	24.30	24.28		
1.4	3	3		24.58	24.43	24.41		
1.4	6	0		23.64	23.92	23.61		
1.4	1	0	16-QAM	23.77	23.79	23.69	18.07	0.0641
1.4	1	3		23.88	23.65	24.02		
1.4	1	5		23.71	23.46	23.49		
1.4	3	0		23.76	23.89	23.75		
1.4	3	1		23.81	23.72	24.12		
1.4	3	3		23.79	23.44	23.55		
1.4	6	0		22.67	22.56	22.85		
1.4	1	0	64-QAM	22.93	22.94	23.10	17.05	0.0507
1.4	1	3		22.54	22.55	22.69		
1.4	1	5		22.10	22.57	22.76		
1.4	3	0		23.03	22.97	22.99		
1.4	3	1		22.51	22.53	22.66		
1.4	3	3		22.15	22.63	22.57		
1.4	6	0		21.63	21.55	21.56		
1.4	1	0	256-QAM	19.77	19.42	19.91	13.92	0.0247
1.4	1	3		19.36	19.16	19.69		
1.4	1	5		19.53	19.58	19.48		
1.4	3	0		19.72	19.46	19.97		
1.4	3	1		19.31	19.16	19.52		
1.4	3	3		19.56	19.63	19.52		
1.4	6	0		19.45	19.45	19.52		
Limit	ERP < 3W			Result			Pass	



LTE Band 13 Maximum Average Power [dBm] (GT - LC = -2.7 dB)								
BW [MHz]	RB Size	RB Offset	Mod	Lowest	Middle	Highest	ERP (dBm)	ERP (W)
10	1	0	QPSK		24.76		19.91	0.0979
10	1	25			24.60			
10	1	49			24.70			
10	25	0			23.90			
10	25	12			23.81			
10	25	25			23.85			
10	50	0			23.94			
10	1	0	16-QAM		24.09		19.50	0.0891
10	1	25			24.35			
10	1	49			23.81			
10	25	0			22.93			
10	25	12			22.90			
10	25	25			22.83			
10	50	0			22.83			
10	1	0	64-QAM		23.18		18.33	0.0681
10	1	25			22.94			
10	1	49			22.67			
10	25	0			21.79			
10	25	12			21.79			
10	25	25			21.79			
10	50	0			21.94			
10	1	0	256-QAM		20.26		15.41	0.0348
10	1	25			20.06			
10	1	49			20.11			
10	25	0			19.97			
10	25	12			19.92			
10	25	25			19.90			
10	50	0			19.93			
Limit	ERP < 3W			Result			Pass	



LTE Band 13 Maximum Average Power [dBm] (GT - LC = -2.7 dB)								
BW [MHz]	RB Size	RB Offset	Mod	Lowest	Middle	Highest	ERP (dBm)	ERP (W)
5	1	0	QPSK	24.68	24.61	24.62	19.83	0.0962
5	1	12		24.54	24.44	24.57		
5	1	24		24.67	24.53	24.55		
5	12	0		23.81	23.78	23.76		
5	12	7		23.63	23.77	23.76		
5	12	13		23.70	23.67	23.76		
5	25	0		23.92	23.78	23.76		
5	1	0	16-QAM	23.89	23.91	23.94	19.40	0.0871
5	1	12		24.17	24.25	24.17		
5	1	24		23.77	23.62	23.73		
5	12	0		22.77	22.89	22.87		
5	12	7		22.82	22.87	22.90		
5	12	13		22.74	22.73	22.70		
5	25	0		22.65	22.66	22.83		
5	1	0	64-QAM	23.17	23.15	23.08	18.32	0.0679
5	1	12		22.84	22.92	22.94		
5	1	24		22.63	22.61	22.56		
5	12	0		21.75	21.65	21.66		
5	12	7		21.75	21.78	21.59		
5	12	13		21.78	21.64	21.60		
5	25	0		21.75	21.74	21.80		
5	1	0	256-QAM	20.06	20.21	20.20	15.36	0.0344
5	1	12		19.89	20.03	19.98		
5	1	24		20.01	19.92	19.94		
5	12	0		19.97	19.93	19.91		
5	12	7		19.78	19.88	19.87		
5	12	13		19.77	19.72	19.79		
5	25	0		19.83	19.85	19.77		
Limit	ERP < 3W			Result			Pass	



LTE Band 17 Maximum Average Power [dBm] (GT - LC = -3.9 dB)								
BW [MHz]	RB Size	RB Offset	Mod	Lowest	Middle	Highest	ERP (dBm)	ERP (W)
10	1	0	QPSK	24.71	24.68	24.76	18.71	0.0743
10	1	25		24.42	24.39	24.43		
10	1	49		24.53	24.43	24.51		
10	25	0		23.75	23.75	23.81		
10	25	12		23.82	23.78	23.81		
10	25	25		23.74	23.80	23.79		
10	50	0		23.80	23.80	23.85		
10	1	0	16-QAM	24.18	24.03	24.25	18.20	0.0661
10	1	25		23.71	23.78	23.67		
10	1	49		23.41	23.60	23.49		
10	25	0		22.72	22.82	22.90		
10	25	12		22.69	22.64	22.68		
10	25	25		22.68	22.77	22.70		
10	50	0		22.76	22.75	22.86		
10	1	0	64-QAM	23.14	22.91	22.63	17.09	0.0512
10	1	25		22.71	23.00	22.77		
10	1	49		22.80	23.10	22.41		
10	25	0		21.69	21.79	21.79		
10	25	12		21.74	21.72	21.68		
10	25	25		21.72	21.73	21.83		
10	50	0		21.65	21.72	21.78		
10	1	0	256-QAM	20.07	19.96	20.08	14.03	0.0253
10	1	25		19.78	19.72	19.80		
10	1	49		19.87	19.86	19.89		
10	25	0		19.99	19.88	19.97		
10	25	12		19.89	19.78	19.87		
10	25	25		19.80	19.71	19.78		
10	50	0		19.80	19.76	19.79		
Limit	ERP < 3W			Result			Pass	



LTE Band 17 Maximum Average Power [dBm] (GT - LC = -3.9 dB)								
BW [MHz]	RB Size	RB Offset	Mod	Lowest	Middle	Highest	ERP (dBm)	ERP (W)
5	1	0	QPSK	24.56	24.52	24.65	18.60	0.0724
5	1	12		24.39	24.39	24.25		
5	1	24		24.48	24.28	24.51		
5	12	0		23.60	23.62	23.61		
5	12	7		23.81	23.70	23.68		
5	12	13		23.58	23.66	23.77		
5	25	0		23.65	23.69	23.85		
5	1	0	16-QAM	24.15	23.91	24.23	18.18	0.0658
5	1	12		23.55	23.66	23.51		
5	1	24		23.34	23.44	23.35		
5	12	0		22.72	22.74	22.70		
5	12	7		22.55	22.56	22.48		
5	12	13		22.68	22.71	22.66		
5	25	0		22.56	22.75	22.72		
5	1	0	64-QAM	23.03	22.87	22.63	16.98	0.0499
5	1	12		22.59	22.95	22.59		
5	1	24		22.67	23.00	22.34		
5	12	0		21.54	21.69	21.78		
5	12	7		21.60	21.54	21.60		
5	12	13		21.66	21.70	21.75		
5	25	0		21.46	21.69	21.62		
5	1	0	256-QAM	20.07	19.92	20.05	14.02	0.0252
5	1	12		19.74	19.57	19.63		
5	1	24		19.70	19.79	19.77		
5	12	0		19.86	19.76	19.85		
5	12	7		19.85	19.65	19.74		
5	12	13		19.67	19.61	19.62		
5	25	0		19.67	19.71	19.78		
Limit	ERP < 3W			Result			Pass	



LTE Band 26 (Part22H) Maximum Average Power [dBm] (GT - LC = -3.5 dB)								
BW [MHz]	RB Size	RB Offset	Mod	Lowest	Middle	Highest	ERP (dBm)	ERP (W)
15	1	0	QPSK	24.39	24.57	24.36	18.92	0.0780
15	1	37		24.31	24.41	24.23		
15	1	74		24.25	24.41	24.23		
15	36	0		23.50	23.33	23.43		
15	36	20		23.49	23.26	23.42		
15	36	39		23.38	23.28	23.34		
15	75	0		23.54	23.57	23.47		
15	1	0	16-QAM	23.61	23.61	23.59	18.24	0.0667
15	1	37		23.47	23.78	23.89		
15	1	74		23.55	23.52	23.46		
15	36	0		22.46	22.52	22.43		
15	36	20		22.41	22.60	22.35		
15	36	39		22.31	22.32	22.33		
15	75	0		22.47	22.44	22.51		
15	1	0	64-QAM	22.76	22.72	22.42	17.29	0.0536
15	1	37		22.94	22.78	22.31		
15	1	74		22.62	22.46	22.13		
15	36	0		21.59	21.37	21.52		
15	36	20		21.43	21.52	21.45		
15	36	39		21.40	21.54	21.38		
15	75	0		21.46	21.53	21.45		
15	1	0	256-QAM	19.78	19.93	19.62	14.28	0.0268
15	1	37		19.58	19.69	19.36		
15	1	74		19.59	19.68	19.37		
15	36	0		19.48	19.43	19.22		
15	36	20		19.40	19.45	19.17		
15	36	39		19.37	19.45	19.17		
15	75	0		19.47	19.67	19.23		
Limit	ERP < 7W			Result			Pass	



LTE Band 26 (Part22H) Maximum Average Power [dBm] (GT - LC = -3.5 dB)								
BW [MHz]	RB Size	RB Offset	Mod	Lowest	Middle	Highest	ERP (dBm)	ERP (W)
10	1	0	QPSK	24.23	24.38	24.32	18.73	0.0746
10	1	25		24.31	24.25	24.03		
10	1	49		24.23	24.09	24.07		
10	25	0		23.42	23.31	23.28		
10	25	12		23.28	23.34	23.29		
10	25	25		23.28	23.28	23.26		
10	50	0		23.28	23.44	23.41		
10	1	0	16-QAM	23.67	23.37	23.52	18.23	0.0665
10	1	25		23.84	23.43	23.88		
10	1	49		23.57	23.53	23.44		
10	25	0		22.44	22.41	22.42		
10	25	12		22.45	22.16	22.33		
10	25	25		22.09	22.29	22.19		
10	50	0		22.36	22.39	22.50		
10	1	0	64-QAM	22.69	22.69	22.22	17.20	0.0525
10	1	25		22.85	22.80	22.30		
10	1	49		22.48	22.56	21.94		
10	25	0		21.41	21.64	21.35		
10	25	12		21.40	21.20	21.42		
10	25	25		21.46	21.36	21.35		
10	50	0		21.51	21.50	21.34		
10	1	0	256-QAM	19.62	19.62	19.62	13.99	0.0251
10	1	25		19.64	19.52	19.34		
10	1	49		19.48	19.45	19.29		
10	25	0		19.40	19.47	19.04		
10	25	12		19.38	19.33	19.00		
10	25	25		19.29	19.25	19.00		
10	50	0		19.40	19.32	19.17		
Limit	ERP < 7W			Result			Pass	



LTE Band 26 (Part22H) Maximum Average Power [dBm] (GT - LC = -3.5 dB)								
BW [MHz]	RB Size	RB Offset	Mod	Lowest	Middle	Highest	ERP (dBm)	ERP (W)
5	1	0	QPSK	24.38	24.38	24.24	18.73	0.0746
5	1	12		24.08	24.19	24.14		
5	1	24		24.16	24.07	24.13		
5	12	0		23.25	23.46	23.35		
5	12	7		23.40	23.36	23.26		
5	12	13		23.21	23.34	23.18		
5	25	0		23.36	23.41	23.41		
5	1	0	16-QAM	23.67	23.34	23.55	18.22	0.0664
5	1	12		23.87	23.31	23.76		
5	1	24		23.43	23.42	23.28		
5	12	0		22.41	22.40	22.30		
5	12	7		22.28	22.41	22.17		
5	12	13		22.21	22.34	22.29		
5	25	0		22.42	22.32	22.37		
5	1	0	64-QAM	22.70	22.62	22.29	17.29	0.0536
5	1	12		22.70	22.94	22.12		
5	1	24		22.59	22.51	22.08		
5	12	0		21.50	21.32	21.46		
5	12	7		21.51	21.20	21.39		
5	12	13		21.46	21.29	21.27		
5	25	0		21.45	21.24	21.33		
5	1	0	256-QAM	19.72	19.73	19.53	14.08	0.0256
5	1	12		19.47	19.45	19.21		
5	1	24		19.64	19.51	19.28		
5	12	0		19.47	19.39	19.20		
5	12	7		19.40	19.38	18.98		
5	12	13		19.37	19.35	18.98		
5	25	0		19.43	19.55	19.10		
Limit	ERP < 7W			Result			Pass	



LTE Band 26 (Part22H) Maximum Average Power [dBm] (GT - LC = -3.5 dB)								
BW [MHz]	RB Size	RB Offset	Mod	Lowest	Middle	Highest	ERP (dBm)	ERP (W)
3	1	0	QPSK	24.42	24.37	24.19	18.77	0.0753
3	1	8		24.07	24.34	24.17		
3	1	14		24.19	24.06	24.20		
3	8	0		23.47	23.30	23.31		
3	8	4		23.48	23.40	23.24		
3	8	7		23.18	23.31	23.15		
3	15	0		23.37	23.47	23.41		
3	1	0	16-QAM	23.60	23.50	23.39	18.17	0.0656
3	1	8		23.69	23.54	23.82		
3	1	14		23.38	23.42	23.37		
3	8	0		22.38	22.30	22.30		
3	8	4		22.44	22.28	22.21		
3	8	7		22.19	22.31	22.27		
3	15	0		22.52	22.21	22.36		
3	1	0	64-QAM	22.64	22.53	22.35	17.27	0.0533
3	1	8		22.92	22.92	22.27		
3	1	14		22.53	22.38	21.95		
3	8	0		21.35	21.56	21.35		
3	8	4		21.46	21.44	21.25		
3	8	7		21.48	21.34	21.28		
3	15	0		21.52	21.49	21.45		
3	1	0	256-QAM	19.66	19.65	19.58	14.01	0.0252
3	1	8		19.61	19.45	19.36		
3	1	14		19.54	19.57	19.35		
3	8	0		19.44	19.33	19.21		
3	8	4		19.42	19.29	19.10		
3	8	7		19.24	19.29	19.11		
3	15	0		19.39	19.25	19.03		
Limit	ERP < 7W			Result			Pass	



LTE Band 26 (Part22H) Maximum Average Power [dBm] (GT - LC = -3.5 dB)								
BW [MHz]	RB Size	RB Offset	Mod	Lowest	Middle	Highest	ERP (dBm)	ERP (W)
1.4	1	0	QPSK	24.37	24.24	24.04	18.72	0.0745
1.4	1	3		24.04	24.13	24.15		
1.4	1	5		24.32	24.06	24.14		
1.4	3	0		24.16	24.25	24.14		
1.4	3	1		24.10	24.18	24.02		
1.4	3	3		24.15	23.96	24.05		
1.4	6	0		23.37	23.39	23.24		
1.4	1	0	16-QAM	23.51	23.33	23.33	18.11	0.0647
1.4	1	3		23.57	23.30	23.75		
1.4	1	5		23.25	23.34	23.18		
1.4	3	0		23.53	23.33	23.23		
1.4	3	1		23.72	23.35	23.76		
1.4	3	3		23.35	23.30	23.28		
1.4	6	0		22.41	22.18	22.27		
1.4	1	0	64-QAM	22.71	22.42	22.30	17.23	0.0528
1.4	1	3		22.85	22.77	22.19		
1.4	1	5		22.33	22.33	21.76		
1.4	3	0		22.72	22.48	22.16		
1.4	3	1		22.88	22.84	22.20		
1.4	3	3		22.33	22.38	21.83		
1.4	6	0		21.37	21.26	21.45		
1.4	1	0	256-QAM	19.66	19.63	19.42	14.16	0.0261
1.4	1	3		19.34	19.54	19.16		
1.4	1	5		19.28	19.44	19.34		
1.4	3	0		19.53	19.81	19.39		
1.4	3	1		19.60	19.44	19.31		
1.4	3	3		19.56	19.65	19.16		
1.4	6	0		19.41	19.18	18.90		
Limit	ERP < 7W			Result			Pass	



LTE Band 38 Maximum Average Power [dBm] (GT - LC = -2 dB)								
BW [MHz]	RB Size	RB Offset	Mod	Lowest	Middle	Highest	EIRP (dBm)	EIRP (W)
20	1	0	QPSK	23.17	23.15	23.40	21.40	0.1380
20	1	49		23.06	23.09	23.15		
20	1	99		23.01	23.12	23.06		
20	50	0		22.20	22.27	22.25		
20	50	24		22.22	22.15	22.07		
20	50	50		22.17	22.16	22.04		
20	100	0		22.17	22.20	22.12		
20	1	0	16-QAM	22.38	22.65	22.04	20.65	0.1161
20	1	49		22.32	22.18	22.37		
20	1	99		22.07	22.25	22.01		
20	50	0		21.25	21.34	21.27		
20	50	24		21.20	21.08	21.12		
20	50	50		21.18	21.11	21.10		
20	100	0		21.17	21.19	21.17		
20	1	0	64-QAM	20.96	20.83	20.73	19.09	0.0811
20	1	49		20.92	20.96	21.09		
20	1	99		20.83	20.81	20.50		
20	50	0		20.20	20.25	20.21		
20	50	24		20.23	20.23	20.17		
20	50	50		20.18	20.15	20.17		
20	100	0		20.21	20.11	20.16		
20	1	0	256-QAM	18.08	18.10	18.22	16.28	0.0425
20	1	49		17.92	17.95	17.98		
20	1	99		17.83	17.91	18.02		
20	50	0		18.08	18.19	18.28		
20	50	24		18.12	18.16	18.23		
20	50	50		18.02	18.08	18.20		
20	100	0		17.98	18.07	18.14		
Limit	EIRP < 2W			Result			Pass	



LTE Band 38 Maximum Average Power [dBm] (GT - LC = -2 dB)								
BW [MHz]	RB Size	RB Offset	Mod	Lowest	Middle	Highest	EIRP (dBm)	EIRP (W)
15	1	0	QPSK	23.12	23.02	23.20	21.20	0.1318
15	1	37		22.93	22.95	23.00		
15	1	74		22.92	23.07	23.01		
15	36	0		22.03	22.11	22.19		
15	36	20		22.12	22.08	21.90		
15	36	39		22.04	22.15	21.90		
15	75	0		22.15	22.15	22.00		
15	1	0	16-QAM	22.27	22.50	21.88	20.50	0.1122
15	1	37		22.19	22.17	22.30		
15	1	74		22.02	22.20	22.00		
15	36	0		21.05	21.16	21.23		
15	36	20		21.09	21.08	21.09		
15	36	39		20.98	21.02	21.06		
15	75	0		21.03	21.14	21.09		
15	1	0	64-QAM	20.93	20.71	20.68	18.95	0.0785
15	1	37		20.73	20.86	20.95		
15	1	74		20.72	20.64	20.38		
15	36	0		20.12	20.06	20.18		
15	36	20		20.14	20.09	20.12		
15	36	39		20.09	19.98	19.99		
15	75	0		20.09	19.96	20.13		
15	1	0	256-QAM	17.95	17.92	18.17	16.17	0.0414
15	1	37		17.90	17.80	17.84		
15	1	74		17.78	17.74	17.82		
15	36	0		17.96	18.00	18.12		
15	36	20		18.04	18.05	18.08		
15	36	39		17.93	18.03	18.12		
15	75	0		17.95	17.96	17.96		
Limit	EIRP < 2W			Result			Pass	



LTE Band 38 Maximum Average Power [dBm] (GT - LC = -2 dB)								
BW [MHz]	RB Size	RB Offset	Mod	Lowest	Middle	Highest	EIRP (dBm)	EIRP (W)
10	1	0	QPSK	23.12	23.15	23.37	21.37	0.1371
10	1	25		22.87	23.09	23.01		
10	1	49		22.83	23.10	23.02		
10	25	0		22.13	22.26	22.20		
10	25	12		22.12	22.07	22.05		
10	25	25		21.98	22.06	21.92		
10	50	0		22.05	22.20	22.08		
10	1	0	16-QAM	22.30	22.53	21.84	20.53	0.1130
10	1	25		22.15	22.11	22.34		
10	1	49		21.96	22.11	21.95		
10	25	0		21.18	21.31	21.07		
10	25	12		21.08	20.98	21.12		
10	25	25		21.14	20.98	20.96		
10	50	0		20.99	21.08	21.14		
10	1	0	64-QAM	20.91	20.77	20.60	18.94	0.0783
10	1	25		20.79	20.83	20.94		
10	1	49		20.68	20.75	20.37		
10	25	0		20.18	20.17	20.03		
10	25	12		20.11	20.11	20.04		
10	25	25		20.05	20.03	20.09		
10	50	0		20.20	20.10	20.13		
10	1	0	256-QAM	18.06	18.04	18.03	16.19	0.0416
10	1	25		17.92	17.76	17.96		
10	1	49		17.68	17.75	18.02		
10	25	0		18.07	18.16	18.14		
10	25	12		18.03	18.05	18.15		
10	25	25		17.82	17.97	18.19		
10	50	0		17.84	17.91	17.95		
Limit	EIRP < 2W			Result			Pass	



LTE Band 38 Maximum Average Power [dBm] (GT - LC = -2 dB)								
BW [MHz]	RB Size	RB Offset	Mod	Lowest	Middle	Highest	EIRP (dBm)	EIRP (W)
5	1	0	QPSK	23.10	22.99	23.29	21.29	0.1346
5	1	12		22.92	22.99	23.11		
5	1	24		23.00	22.93	23.05		
5	12	0		22.03	22.07	22.19		
5	12	7		22.07	21.97	21.95		
5	12	13		22.13	22.09	21.90		
5	25	0		21.97	22.05	22.03		
5	1	0	16-QAM	22.27	22.50	21.91	20.50	0.1122
5	1	12		22.20	22.02	22.26		
5	1	24		22.02	22.05	21.99		
5	12	0		21.05	21.14	21.24		
5	12	7		21.19	21.06	20.92		
5	12	13		20.99	21.03	20.90		
5	25	0		21.13	21.07	21.12		
5	1	0	64-QAM	20.91	20.70	20.68	19.01	0.0796
5	1	12		20.86	20.83	21.01		
5	1	24		20.68	20.76	20.39		
5	12	0		20.01	20.25	20.09		
5	12	7		20.19	20.09	19.97		
5	12	13		20.06	19.96	20.09		
5	25	0		20.20	19.96	20.01		
5	1	0	256-QAM	18.01	17.92	18.15	16.19	0.0416
5	1	12		17.89	17.95	17.88		
5	1	24		17.72	17.83	18.01		
5	12	0		17.97	18.13	18.18		
5	12	7		18.08	18.01	18.18		
5	12	13		17.90	18.08	18.19		
5	25	0		17.90	18.03	18.03		
Limit	EIRP < 2W			Result			Pass	



LTE Band 38(HPUE) Maximum Average Power [dBm] (GT - LC = -2 dB)								
BW [MHz]	RB Size	RB Offset	Mod	Lowest	Middle	Highest	EIRP (dBm)	EIRP (W)
20	1	0	QPSK	26.16	26.19	26.24	24.24	0.2655
20	1	49		26.19	26.23	26.23		
20	1	99		26.06	25.94	26.08		
20	50	0		25.22	25.19	25.26		
20	50	24		25.18	25.18	25.11		
20	50	50		25.11	25.16	25.03		
20	100	0		25.12	25.20	25.13		
20	1	0	16-QAM	25.31	25.60	25.56	23.60	0.2291
20	1	49		25.28	25.43	25.45		
20	1	99		25.19	25.21	25.34		
20	50	0		24.21	24.24	24.26		
20	50	24		24.16	24.15	24.23		
20	50	50		24.13	24.07	24.04		
20	100	0		24.24	24.09	24.12		
20	1	0	64-QAM	24.10	24.22	24.23	22.23	0.1671
20	1	49		23.88	24.00	24.05		
20	1	99		23.88	23.88	23.98		
20	50	0		23.22	23.17	23.13		
20	50	24		23.18	23.18	23.11		
20	50	50		23.11	23.06	23.05		
20	100	0		23.22	23.15	23.06		
20	1	0	256-QAM	21.33	21.42	21.55	19.55	0.0902
20	1	49		21.27	21.42	21.54		
20	1	99		21.12	21.22	21.32		
20	50	0		21.02	21.20	21.26		
20	50	24		21.08	21.19	21.22		
20	50	50		20.92	21.11	21.17		
20	100	0		20.94	21.10	21.15		
Limit	EIRP < 2W			Result			Pass	



LTE Band 38(HPUE) Maximum Average Power [dBm] (GT - LC = -2 dB)								
BW [MHz]	RB Size	RB Offset	Mod	Lowest	Middle	Highest	EIRP (dBm)	EIRP (W)
15	1	0	QPSK	26.06	26.04	26.23	24.23	0.2649
15	1	37		26.07	26.09	26.05		
15	1	74		25.97	25.77	26.00		
15	36	0		25.18	25.13	25.26		
15	36	20		24.99	25.10	25.07		
15	36	39		24.93	25.10	25.00		
15	75	0		25.10	25.05	25.13		
15	1	0	16-QAM	25.21	25.49	25.50	23.50	0.2239
15	1	37		25.09	25.35	25.42		
15	1	74		24.99	25.20	25.23		
15	36	0		24.04	24.06	24.06		
15	36	20		24.05	24.15	24.13		
15	36	39		23.99	23.87	23.92		
15	75	0		24.21	23.93	23.98		
15	1	0	64-QAM	23.95	24.13	24.15	22.15	0.1641
15	1	37		23.81	24.00	23.89		
15	1	74		23.85	23.87	23.85		
15	36	0		23.17	23.06	22.94		
15	36	20		23.13	23.10	22.98		
15	36	39		23.06	23.02	22.96		
15	75	0		23.16	23.00	23.05		
15	1	0	256-QAM	21.29	21.38	21.43	19.51	0.0893
15	1	37		21.13	21.36	21.51		
15	1	74		20.99	21.04	21.32		
15	36	0		20.84	21.03	21.11		
15	36	20		20.93	21.17	21.16		
15	36	39		20.77	21.06	21.14		
15	75	0		20.88	21.04	20.95		
Limit	EIRP < 2W			Result			Pass	



LTE Band 38(HPUE) Maximum Average Power [dBm] (GT - LC = -2 dB)								
BW [MHz]	RB Size	RB Offset	Mod	Lowest	Middle	Highest	EIRP (dBm)	EIRP (W)
10	1	0	QPSK	26.08	26.19	26.17	24.19	0.2624
10	1	25		26.18	26.06	26.14		
10	1	49		25.92	25.79	26.00		
10	25	0		25.15	25.17	25.21		
10	25	12		25.12	25.10	25.07		
10	25	25		25.07	25.04	24.96		
10	50	0		25.07	25.17	24.98		
10	1	0	16-QAM	25.12	25.59	25.47	23.59	0.2286
10	1	25		25.13	25.34	25.28		
10	1	49		25.18	25.13	25.15		
10	25	0		24.06	24.16	24.06		
10	25	12		24.00	24.00	24.16		
10	25	25		23.99	23.96	23.84		
10	50	0		24.19	24.09	24.12		
10	1	0	64-QAM	24.08	24.07	24.07	22.08	0.1614
10	1	25		23.84	23.90	23.89		
10	1	49		23.84	23.88	23.83		
10	25	0		23.11	23.06	23.07		
10	25	12		22.99	23.09	23.06		
10	25	25		22.96	22.97	23.05		
10	50	0		23.12	22.99	22.87		
10	1	0	256-QAM	21.22	21.39	21.42	19.42	0.0875
10	1	25		21.24	21.35	21.38		
10	1	49		20.95	21.21	21.13		
10	25	0		21.02	21.13	21.13		
10	25	12		21.02	21.11	21.09		
10	25	25		20.75	21.11	21.04		
10	50	0		20.87	20.97	21.06		
Limit	EIRP < 2W			Result			Pass	



LTE Band 38(HPUE) Maximum Average Power [dBm] (GT - LC = -2 dB)								
BW [MHz]	RB Size	RB Offset	Mod	Lowest	Middle	Highest	EIRP (dBm)	EIRP (W)
5	1	0	QPSK	26.03	26.09	26.19	24.19	0.2624
5	1	12		26.16	26.19	26.10		
5	1	24		25.92	25.74	25.98		
5	12	0		25.10	25.10	25.26		
5	12	7		24.98	25.17	24.91		
5	12	13		25.04	25.13	24.90		
5	25	0		25.09	25.11	25.11		
5	1	0	16-QAM	25.30	25.56	25.50	23.56	0.2270
5	1	12		25.11	25.23	25.32		
5	1	24		24.99	25.05	25.30		
5	12	0		24.14	24.15	24.15		
5	12	7		24.10	24.02	24.12		
5	12	13		23.98	23.94	23.98		
5	25	0		24.20	23.99	24.03		
5	1	0	64-QAM	24.04	24.22	24.10	22.22	0.1667
5	1	12		23.72	23.88	24.02		
5	1	24		23.85	23.80	23.88		
5	12	0		23.14	23.16	23.07		
5	12	7		23.10	23.13	22.96		
5	12	13		23.04	22.88	23.00		
5	25	0		23.19	23.00	23.01		
5	1	0	256-QAM	21.16	21.41	21.54	19.54	0.0899
5	1	12		21.24	21.37	21.48		
5	1	24		20.95	21.03	21.17		
5	12	0		20.86	21.03	21.25		
5	12	7		20.90	21.13	21.10		
5	12	13		20.80	20.98	20.98		
5	25	0		20.74	20.95	21.15		
Limit	EIRP < 2W			Result			Pass	



LTE Band 41 Maximum Average Power [dBm] (GT - LC = -1.8 dB)								
BW [MHz]	RB Size	RB Offset	Mod	Lowest	Middle	Highest	EIRP (dBm)	EIRP (W)
20	1	0	QPSK	23.51	23.26	23.16	21.71	0.1483
20	1	49		23.40	23.10	23.21		
20	1	99		23.41	23.11	23.11		
20	50	0		22.39	22.28	22.24		
20	50	24		22.40	22.26	22.20		
20	50	50		22.30	22.18	22.24		
20	100	0		22.33	22.23	22.21		
20	1	0	16-QAM	22.56	22.40	22.18	20.81	0.1205
20	1	49		22.61	22.30	22.20		
20	1	99		22.53	22.15	21.94		
20	50	0		21.34	21.23	21.22		
20	50	24		21.43	21.18	21.06		
20	50	50		21.36	21.12	21.08		
20	100	0		21.48	21.18	21.20		
20	1	0	64-QAM	21.25	21.19	20.94	19.45	0.0881
20	1	49		21.16	20.99	20.83		
20	1	99		20.99	20.97	20.68		
20	50	0		20.44	20.19	20.19		
20	50	24		20.44	20.23	20.10		
20	50	50		20.32	20.15	20.12		
20	100	0		20.34	20.11	20.14		
20	1	0	256-QAM	18.40	18.14	18.06	16.63	0.0460
20	1	49		18.32	18.12	18.00		
20	1	99		18.25	18.09	17.96		
20	50	0		18.43	18.24	18.15		
20	50	24		18.42	18.22	18.08		
20	50	50		18.39	18.14	18.03		
20	100	0		18.35	18.12	17.97		
Limit	EIRP < 2W			Result			Pass	



LTE Band 41 Maximum Average Power [dBm] (GT - LC = -1.8 dB)								
BW [MHz]	RB Size	RB Offset	Mod	Lowest	Middle	Highest	EIRP (dBm)	EIRP (W)
15	1	0	QPSK	23.39	23.18	22.98	21.59	0.1442
15	1	37		23.23	23.10	23.07		
15	1	74		23.36	23.07	23.07		
15	36	0		22.35	22.12	22.23		
15	36	20		22.39	22.14	22.16		
15	36	39		22.19	22.16	22.16		
15	75	0		22.31	22.21	22.21		
15	1	0	16-QAM	22.50	22.39	22.06	20.74	0.1186
15	1	37		22.54	22.22	22.10		
15	1	74		22.48	22.08	21.88		
15	36	0		21.27	21.12	21.19		
15	36	20		21.41	20.99	20.91		
15	36	39		21.36	20.98	20.89		
15	75	0		21.33	21.06	21.04		
15	1	0	64-QAM	21.05	21.02	20.90	19.35	0.0861
15	1	37		21.15	20.92	20.75		
15	1	74		20.79	20.96	20.51		
15	36	0		20.33	20.16	19.99		
15	36	20		20.24	20.14	19.97		
15	36	39		20.14	19.97	20.05		
15	75	0		20.29	20.04	20.11		
15	1	0	256-QAM	18.30	17.95	17.95	16.61	0.0458
15	1	37		18.17	18.00	17.86		
15	1	74		18.16	17.93	17.86		
15	36	0		18.41	18.16	18.02		
15	36	20		18.27	18.02	18.07		
15	36	39		18.21	17.99	17.90		
15	75	0		18.16	18.06	17.89		
Limit	EIRP < 2W			Result			Pass	



LTE Band 41 Maximum Average Power [dBm] (GT - LC = -1.8 dB)								
BW [MHz]	RB Size	RB Offset	Mod	Lowest	Middle	Highest	EIRP (dBm)	EIRP (W)
10	1	0	QPSK	23.32	23.16	23.11	21.58	0.1439
10	1	25		23.38	22.90	23.03		
10	1	49		23.30	23.11	22.93		
10	25	0		22.26	22.20	22.07		
10	25	12		22.23	22.06	22.01		
10	25	25		22.14	22.12	22.21		
10	50	0		22.33	22.17	22.14		
10	1	0	16-QAM	22.38	22.25	22.08	20.77	0.1194
10	1	25		22.57	22.19	22.07		
10	1	49		22.53	22.09	21.89		
10	25	0		21.15	21.21	21.18		
10	25	12		21.23	21.02	20.99		
10	25	25		21.34	20.93	20.98		
10	50	0		21.46	21.03	21.16		
10	1	0	64-QAM	21.22	21.01	20.87	19.42	0.0875
10	1	25		20.96	20.99	20.66		
10	1	49		20.99	20.78	20.61		
10	25	0		20.40	20.02	20.15		
10	25	12		20.34	20.19	19.99		
10	25	25		20.29	20.08	20.02		
10	50	0		20.22	19.98	20.10		
10	1	0	256-QAM	18.40	17.99	17.89	16.60	0.0457
10	1	25		18.23	18.12	17.89		
10	1	49		18.05	17.93	17.82		
10	25	0		18.28	18.17	18.07		
10	25	12		18.37	18.08	18.06		
10	25	25		18.28	18.13	17.86		
10	50	0		18.20	17.99	17.92		
Limit	EIRP < 2W			Result			Pass	



LTE Band 41 Maximum Average Power [dBm] (GT - LC = -1.8 dB)								
BW [MHz]	RB Size	RB Offset	Mod	Lowest	Middle	Highest	EIRP (dBm)	EIRP (W)
5	1	0	QPSK	23.41	23.14	23.08	21.61	0.1449
5	1	12		23.20	23.05	23.03		
5	1	24		23.37	23.00	23.07		
5	12	0		22.19	22.28	22.08		
5	12	7		22.31	22.08	22.00		
5	12	13		22.16	22.16	22.05		
5	25	0		22.26	22.08	22.11		
5	1	0	16-QAM	22.52	22.38	22.03	20.77	0.1194
5	1	12		22.57	22.23	22.09		
5	1	24		22.53	21.98	21.77		
5	12	0		21.26	21.17	21.19		
5	12	7		21.29	21.12	20.90		
5	12	13		21.34	20.97	21.07		
5	25	0		21.29	21.10	21.16		
5	1	0	64-QAM	21.08	21.05	20.78	19.32	0.0855
5	1	12		21.12	20.92	20.71		
5	1	24		20.84	20.92	20.63		
5	12	0		20.25	20.07	20.11		
5	12	7		20.33	20.23	19.90		
5	12	13		20.31	20.07	19.97		
5	25	0		20.32	20.11	20.00		
5	1	0	256-QAM	18.35	18.13	18.00	16.55	0.0452
5	1	12		18.27	18.12	17.83		
5	1	24		18.24	17.89	17.95		
5	12	0		18.25	18.15	18.14		
5	12	7		18.33	18.03	17.99		
5	12	13		18.35	18.14	18.00		
5	25	0		18.15	17.98	17.93		
Limit	EIRP < 2W			Result			Pass	



LTE Band 41(HPUE) Maximum Average Power [dBm] (GT - LC = -1.8 dB)								
BW [MHz]	RB Size	RB Offset	Mod	Lowest	Middle	Highest	EIRP (dBm)	EIRP (W)
20	1	0	QPSK	26.31	26.22	26.14	24.51	0.2825
20	1	49		26.30	26.17	26.23		
20	1	99		26.24	26.09	26.13		
20	50	0		25.48	25.22	25.19		
20	50	24		25.42	25.23	25.15		
20	50	50		25.33	25.10	25.17		
20	100	0		25.34	25.15	25.17		
20	1	0	16-QAM	25.55	25.46	25.41	23.75	0.2371
20	1	49		25.50	25.31	25.33		
20	1	99		25.43	25.24	25.18		
20	50	0		24.45	24.22	24.22		
20	50	24		24.40	24.13	24.20		
20	50	50		24.31	24.11	24.13		
20	100	0		24.45	24.24	24.23		
20	1	0	64-QAM	24.49	24.56	24.30	22.76	0.1888
20	1	49		24.27	24.28	23.88		
20	1	99		24.21	23.93	23.87		
20	50	0		23.40	23.17	23.21		
20	50	24		23.34	23.11	23.17		
20	50	50		23.25	23.00	23.13		
20	100	0		23.33	23.18	23.13		
20	1	0	256-QAM	21.70	21.34	21.46	19.90	0.0977
20	1	49		21.63	21.28	21.30		
20	1	99		21.33	21.00	21.02		
20	50	0		21.62	21.28	21.37		
20	50	24		21.58	21.30	21.36		
20	50	50		21.43	21.14	21.24		
20	100	0		21.44	21.12	21.19		
Limit	EIRP < 2W			Result			Pass	



LTE Band 41(HPUE) Maximum Average Power [dBm] (GT - LC = -1.8 dB)								
BW [MHz]	RB Size	RB Offset	Mod	Lowest	Middle	Highest	EIRP (dBm)	EIRP (W)
15	1	0	QPSK	26.21	26.09	26.08	24.41	0.2761
15	1	37		26.12	26.02	26.05		
15	1	74		26.20	25.94	25.98		
15	36	0		25.43	25.02	25.11		
15	36	20		25.22	25.20	25.01		
15	36	39		25.33	25.02	25.14		
15	75	0		25.22	25.15	24.99		
15	1	0	16-QAM	25.54	25.37	25.39	23.74	0.2366
15	1	37		25.30	25.12	25.24		
15	1	74		25.42	25.14	25.04		
15	36	0		24.38	24.14	24.18		
15	36	20		24.21	23.96	24.08		
15	36	39		24.28	23.94	23.95		
15	75	0		24.26	24.05	24.17		
15	1	0	64-QAM	24.35	24.45	24.19	22.65	0.1841
15	1	37		24.14	24.26	23.70		
15	1	74		24.04	23.73	23.84		
15	36	0		23.32	23.13	23.14		
15	36	20		23.28	22.93	23.12		
15	36	39		23.25	22.92	23.11		
15	75	0		23.21	23.16	23.11		
15	1	0	256-QAM	21.69	21.15	21.28	19.89	0.0975
15	1	37		21.53	21.27	21.29		
15	1	74		21.17	20.88	20.85		
15	36	0		21.58	21.21	21.26		
15	36	20		21.46	21.23	21.23		
15	36	39		21.24	21.14	21.19		
15	75	0		21.28	21.04	21.05		
Limit	EIRP < 2W			Result			Pass	



LTE Band 41(HPUE) Maximum Average Power [dBm] (GT - LC = -1.8 dB)								
BW [MHz]	RB Size	RB Offset	Mod	Lowest	Middle	Highest	EIRP (dBm)	EIRP (W)
10	1	0	QPSK	26.18	26.06	26.06	24.42	0.2767
10	1	25		26.22	26.01	26.08		
10	1	49		26.14	25.97	26.01		
10	25	0		25.39	25.21	25.17		
10	25	12		25.37	25.20	25.14		
10	25	25		25.15	24.94	25.10		
10	50	0		25.19	25.04	24.98		
10	1	0	16-QAM	25.55	25.40	25.41	23.75	0.2371
10	1	25		25.44	25.11	25.23		
10	1	49		25.37	25.18	25.11		
10	25	0		24.30	24.11	24.12		
10	25	12		24.27	23.99	24.09		
10	25	25		24.20	24.10	24.08		
10	50	0		24.35	24.14	24.10		
10	1	0	64-QAM	24.35	24.56	24.25	22.76	0.1888
10	1	25		24.20	24.22	23.69		
10	1	49		24.12	23.90	23.82		
10	25	0		23.40	23.07	23.21		
10	25	12		23.33	23.01	23.16		
10	25	25		23.06	22.88	22.93		
10	50	0		23.19	22.98	23.01		
10	1	0	256-QAM	21.63	21.29	21.31	19.83	0.0962
10	1	25		21.47	21.16	21.22		
10	1	49		21.21	20.98	20.95		
10	25	0		21.53	21.19	21.22		
10	25	12		21.52	21.27	21.31		
10	25	25		21.38	21.08	21.13		
10	50	0		21.42	21.01	21.00		
Limit	EIRP < 2W			Result			Pass	



LTE Band 41(HPUE) Maximum Average Power [dBm] (GT - LC = -1.8 dB)								
BW [MHz]	RB Size	RB Offset	Mod	Lowest	Middle	Highest	EIRP (dBm)	EIRP (W)
5	1	0	QPSK	26.29	26.21	26.11	24.49	0.2812
5	1	12		26.12	26.07	26.15		
5	1	24		26.04	25.98	26.10		
5	12	0		25.32	25.16	25.18		
5	12	7		25.36	25.14	24.98		
5	12	13		25.15	25.10	25.15		
5	25	0		25.22	25.03	25.12		
5	1	0	16-QAM	25.42	25.37	25.36	23.62	0.2301
5	1	12		25.38	25.16	25.20		
5	1	24		25.40	25.19	25.09		
5	12	0		24.35	24.10	24.16		
5	12	7		24.24	23.98	24.06		
5	12	13		24.18	23.91	24.02		
5	25	0		24.26	24.17	24.20		
5	1	0	64-QAM	24.32	24.42	24.30	22.62	0.1828
5	1	12		24.21	24.08	23.81		
5	1	24		24.09	23.90	23.72		
5	12	0		23.32	23.08	23.08		
5	12	7		23.31	22.96	23.09		
5	12	13		23.18	22.86	23.13		
5	25	0		23.17	23.09	22.95		
5	1	0	256-QAM	21.52	21.25	21.42	19.82	0.0959
5	1	12		21.48	21.13	21.24		
5	1	24		21.21	20.87	20.88		
5	12	0		21.62	21.28	21.30		
5	12	7		21.38	21.10	21.36		
5	12	13		21.30	21.01	21.11		
5	25	0		21.43	20.94	21.04		
Limit	EIRP < 2W			Result			Pass	



LTE Band 30 Maximum Average Power [dBm] (GT - LC = 0.9 dB)								
BW [MHz]	RB Size	RB Offset	Mod	Lowest	Middle	Highest	EIRP (dBm)	EIRP (W)
10	1	0	QPSK		22.65		23.55	0.2265
10	1	25			22.19			
10	1	49			22.25			
10	25	0			22.52			
10	25	12			22.44			
10	25	25			22.43			
10	50	0			22.41			
10	1	0	16-QAM		22.41		23.50	0.2239
10	1	25			22.60			
10	1	49			22.46			
10	25	0			22.48			
10	25	12			22.45			
10	25	25			22.41			
10	50	0			22.43			
10	1	0	64-QAM	-	22.42	-	23.51	0.2244
10	1	25			22.60			
10	1	49			22.61			
10	25	0			21.82			
10	25	12			21.71			
10	25	25			21.87			
10	50	0			21.74			
10	1	0	256-QAM		19.81		20.78	0.1197
10	1	25			19.88			
10	1	49			19.62			
10	25	0			19.76			
10	25	12			19.64			
10	25	25			19.77			
10	50	0			19.62			
Limit	EIRP < 250mW/5MHz			Result			Pass	

Total EIRP power is less than partial EIRP limit 250 mW/5MHz.



LTE Band 30 Maximum Average Power [dBm] (GT - LC = 0.9 dB)								
BW [MHz]	RB Size	RB Offset	Mod	Lowest	Middle	Highest	EIRP (dBm)	EIRP (W)
5	1	0	QPSK	22.53	22.48	22.49	23.52	0.2249
5	1	12		22.18	21.97	22.28		
5	1	24		22.18	22.22	22.31		
5	12	0		22.29	22.34	22.62		
5	12	7		22.29	22.46	22.52		
5	12	13		22.21	22.58	22.27		
5	25	0		22.51	22.31	22.32		
5	1	0	16-QAM	22.28	22.22	22.38	23.53	0.2254
5	1	12		22.51	22.41	22.46		
5	1	24		22.27	22.26	22.49		
5	12	0		22.41	22.63	22.61		
5	12	7		22.39	22.22	22.26		
5	12	13		22.26	22.50	22.42		
5	25	0		22.50	22.24	22.32		
5	1	0	64-QAM	22.35	22.28	22.25	23.52	0.2249
5	1	12		22.55	22.54	22.42		
5	1	24		22.56	22.48	22.62		
5	12	0		21.70	21.87	21.59		
5	12	7		21.59	21.56	21.86		
5	12	13		21.65	21.62	21.79		
5	25	0		21.64	21.59	21.74		
5	1	0	256-QAM	19.71	19.68	19.95	20.85	0.1216
5	1	12		19.76	19.92	19.94		
5	1	24		19.46	19.57	19.56		
5	12	0		19.62	19.68	19.51		
5	12	7		19.71	19.76	19.52		
5	12	13		19.69	19.68	19.84		
5	25	0		19.69	19.73	19.60		
Limit	EIRP < 250mW/5MHz			Result			Pass	

Total EIRP power is less than partial EIRP limit 250 mW/5MHz.



LTE Band 66 Maximum Average Power [dBm] (GT - LC = 0.7 dB)								
BW [MHz]	RB Size	RB Offset	Mod	Lowest	Middle	Highest	EIRP (dBm)	EIRP (W)
20	1	0	QPSK	24.50	24.51	24.75	25.45	0.3508
20	1	49		24.46	24.38	24.44		
20	1	99		24.44	24.31	24.21		
20	50	0		23.13	23.05	23.18		
20	50	24		23.13	23.03	23.06		
20	50	50		23.08	22.96	22.94		
20	100	0		23.07	23.03	23.08		
20	1	0	16-QAM	23.30	23.24	23.59	24.29	0.2685
20	1	49		23.18	23.12	23.23		
20	1	99		23.31	23.08	23.15		
20	50	0		21.98	22.06	22.13		
20	50	24		22.05	22.03	22.10		
20	50	50		22.11	21.97	21.93		
20	100	0		22.03	22.00	22.08		
20	1	0	64-QAM	21.08	21.13	21.48	22.18	0.1652
20	1	49		21.10	21.12	21.10		
20	1	99		21.20	21.07	21.04		
20	50	0		20.03	20.08	20.20		
20	50	24		20.08	20.08	20.15		
20	50	50		20.10	20.00	19.95		
20	100	0		20.02	20.00	20.05		
20	1	0	256-QAM	18.13	18.25	18.45	19.15	0.0822
20	1	49		18.15	18.08	18.30		
20	1	99		18.31	18.09	18.01		
20	50	0		18.04	18.10	18.23		
20	50	24		18.09	18.06	18.10		
20	50	50		18.12	17.99	17.94		
20	100	0		18.08	18.02	18.12		
Limit	EIRP < 1W			Result			Pass	



LTE Band 66 Maximum Average Power [dBm] (GT - LC = 0.7 dB)								
BW [MHz]	RB Size	RB Offset	Mod	Lowest	Middle	Highest	EIRP (dBm)	EIRP (W)
15	1	0	QPSK	24.34	24.40	24.56	25.26	0.3357
15	1	37		24.37	24.20	24.35		
15	1	74		24.39	24.25	24.20		
15	36	0		22.98	22.95	23.08		
15	36	20		23.01	22.86	22.92		
15	36	39		23.01	22.82	22.85		
15	75	0		22.97	22.98	22.88		
15	1	0	16-QAM	23.30	23.20	23.40	24.10	0.2570
15	1	37		23.06	23.09	23.21		
15	1	74		23.15	22.98	23.04		
15	36	0		21.89	22.03	21.96		
15	36	20		21.91	21.84	21.94		
15	36	39		22.01	21.89	21.77		
15	75	0		21.84	21.89	21.92		
15	1	0	64-QAM	21.03	21.09	21.44	22.14	0.1637
15	1	37		20.92	21.00	20.98		
15	1	74		21.04	20.97	20.93		
15	36	0		19.94	20.02	20.11		
15	36	20		20.00	20.00	20.04		
15	36	39		20.10	19.98	19.96		
15	75	0		19.95	19.99	19.99		
15	1	0	256-QAM	17.99	18.21	18.40	19.10	0.0813
15	1	37		18.08	18.06	18.11		
15	1	74		18.26	17.98	17.94		
15	36	0		17.91	18.09	18.18		
15	36	20		18.00	18.01	18.07		
15	36	39		17.94	17.95	17.93		
15	75	0		18.05	17.95	18.08		
Limit	EIRP < 1W			Result			Pass	



LTE Band 66 Maximum Average Power [dBm] (GT - LC = 0.7 dB)								
BW [MHz]	RB Size	RB Offset	Mod	Lowest	Middle	Highest	EIRP (dBm)	EIRP (W)
10	1	0	QPSK	24.30	24.39	24.63	25.33	0.3412
10	1	25		24.45	24.20	24.25		
10	1	49		24.35	24.15	24.08		
10	25	0		23.11	23.03	23.00		
10	25	12		23.12	22.92	22.99		
10	25	25		22.94	22.78	22.87		
10	50	0		22.95	22.99	23.02		
10	1	0	16-QAM	23.18	23.18	23.47	24.17	0.2612
10	1	25		23.00	23.07	23.23		
10	1	49		23.29	22.97	22.96		
10	25	0		21.94	21.99	21.94		
10	25	12		22.00	22.01	21.91		
10	25	25		22.07	21.79	21.75		
10	50	0		21.84	21.85	22.07		
10	1	0	64-QAM	21.04	21.02	21.36	22.06	0.1607
10	1	25		21.01	20.96	20.96		
10	1	49		21.17	20.96	20.96		
10	25	0		20.02	19.96	20.10		
10	25	12		20.00	19.90	20.12		
10	25	25		20.03	19.95	19.96		
10	50	0		20.00	19.91	19.91		
10	1	0	256-QAM	17.93	18.12	18.37	19.07	0.0807
10	1	25		18.04	17.98	18.14		
10	1	49		18.12	17.91	17.98		
10	25	0		17.98	18.05	18.17		
10	25	12		17.99	18.00	17.91		
10	25	25		17.95	17.96	17.92		
10	50	0		18.07	17.96	18.07		
Limit	EIRP < 1W			Result			Pass	



LTE Band 66 Maximum Average Power [dBm] (GT - LC = 0.7 dB)								
BW [MHz]	RB Size	RB Offset	Mod	Lowest	Middle	Highest	EIRP (dBm)	EIRP (W)
5	1	0	QPSK	24.40	24.44	24.59	25.29	0.3381
5	1	12		24.43	24.23	24.31		
5	1	24		24.35	24.27	24.09		
5	12	0		23.07	22.98	23.14		
5	12	7		23.00	22.91	23.01		
5	12	13		22.99	22.83	22.82		
5	25	0		23.07	22.83	22.98		
5	1	0	16-QAM	23.23	23.05	23.43	24.13	0.2588
5	1	12		23.12	23.04	23.10		
5	1	24		23.22	23.03	23.03		
5	12	0		21.81	21.89	21.99		
5	12	7		21.91	22.01	22.01		
5	12	13		21.99	21.87	21.93		
5	25	0		21.99	22.00	21.98		
5	1	0	64-QAM	20.97	21.08	21.33	22.03	0.1596
5	1	12		21.10	21.03	20.92		
5	1	24		21.20	20.97	20.90		
5	12	0		20.02	19.93	20.05		
5	12	7		19.98	19.92	20.15		
5	12	13		19.92	19.96	19.92		
5	25	0		20.02	19.92	19.96		
5	1	0	256-QAM	18.05	18.18	18.43	19.13	0.0818
5	1	12		18.08	18.06	18.11		
5	1	24		18.19	17.94	17.90		
5	12	0		17.99	18.04	18.14		
5	12	7		18.02	17.99	17.93		
5	12	13		17.98	17.95	17.96		
5	25	0		17.93	17.98	18.06		
Limit	EIRP < 1W			Result			Pass	



LTE Band 66 Maximum Average Power [dBm] (GT - LC = 0.7 dB)								
BW [MHz]	RB Size	RB Offset	Mod	Lowest	Middle	Highest	EIRP (dBm)	EIRP (W)
3	1	0	QPSK	24.44	24.33	24.67	25.37	0.3443
3	1	8		24.35	24.30	24.44		
3	1	14		24.30	24.23	24.20		
3	8	0		23.13	23.03	23.12		
3	8	4		23.13	22.96	22.90		
3	8	7		22.97	22.82	22.78		
3	15	0		22.93	22.94	23.01		
3	1	0	16-QAM	23.16	23.07	23.53	24.23	0.2649
3	1	8		23.16	23.01	23.10		
3	1	14		23.13	22.95	23.00		
3	8	0		21.80	21.99	22.00		
3	8	4		22.00	22.03	22.06		
3	8	7		22.01	21.77	21.86		
3	15	0		21.95	21.83	22.07		
3	1	0	64-QAM	21.04	21.07	21.42	22.12	0.1629
3	1	8		21.08	21.09	21.08		
3	1	14		21.11	20.94	20.96		
3	8	0		19.94	20.04	20.20		
3	8	4		19.97	19.92	20.03		
3	8	7		20.08	19.92	20.00		
3	15	0		20.00	19.91	20.06		
3	1	0	256-QAM	18.03	18.19	18.28	19.01	0.0796
3	1	8		17.98	17.99	18.13		
3	1	14		18.31	17.94	17.98		
3	8	0		17.98	18.00	18.15		
3	8	4		17.98	18.00	17.92		
3	8	7		18.10	17.93	17.96		
3	15	0		18.02	17.98	18.12		
Limit	EIRP < 1W			Result			Pass	



LTE Band 66 Maximum Average Power [dBm] (GT - LC = 0.7 dB)								
BW [MHz]	RB Size	RB Offset	Mod	Lowest	Middle	Highest	EIRP (dBm)	EIRP (W)
1.4	1	0	QPSK	24.42	24.49	24.72	25.42	0.3483
1.4	1	3		24.44	24.28	24.44		
1.4	1	5		24.27	24.31	24.16		
1.4	3	0		24.43	24.36	24.71		
1.4	3	1		24.44	24.38	24.40		
1.4	3	3		24.28	24.22	24.02		
1.4	6	0		22.97	22.97	23.09		
1.4	1	0	16-QAM	23.13	23.03	23.02	24.25	0.2661
1.4	1	3		23.07	22.85	22.76		
1.4	1	5		22.99	22.89	23.03		
1.4	3	0		23.28	23.15	23.55		
1.4	3	1		23.01	22.96	23.11		
1.4	3	3		23.31	22.95	23.08		
1.4	6	0		21.85	21.93	22.02		
1.4	1	0	64-QAM	21.87	21.83	22.07	22.77	0.1892
1.4	1	3		21.93	21.94	21.76		
1.4	1	5		21.86	21.82	21.90		
1.4	3	0		20.98	20.99	21.30		
1.4	3	1		20.96	20.94	20.94		
1.4	3	3		21.07	21.07	20.98		
1.4	6	0		19.95	20.05	20.14		
1.4	1	0	256-QAM	17.97	18.14	18.37	19.07	0.0807
1.4	1	3		17.95	18.02	18.10		
1.4	1	5		18.23	17.96	17.95		
1.4	3	0		17.99	17.93	18.08		
1.4	3	1		17.99	17.99	17.99		
1.4	3	3		18.04	17.93	17.90		
1.4	6	0		18.05	17.91	18.11		
Limit	EIRP < 1W			Result			Pass	



LTE Band 71 Maximum Average Power [dBm] (GT - LC = -4.5 dB)								
BW [MHz]	RB Size	RB Offset	Mod	Lowest	Middle	Highest	ERP (dBm)	ERP (W)
20	1	0	QPSK	24.69	24.61	24.70	18.05	0.0638
20	1	49		24.62	24.59	24.58		
20	1	99		24.29	24.49	24.31		
20	50	0		23.63	23.60	23.66		
20	50	24		23.56	23.60	23.64		
20	50	50		23.41	23.45	23.46		
20	100	0		23.57	23.54	23.58		
20	1	0	16-QAM	23.75	23.73	23.94	17.29	0.0536
20	1	49		23.02	23.62	23.32		
20	1	99		23.66	23.51	23.45		
20	50	0		22.57	22.56	22.57		
20	50	24		22.57	22.54	22.55		
20	50	50		22.50	22.40	22.39		
20	100	0		22.54	22.45	22.48		
20	1	0	64-QAM	22.63	22.65	22.68	16.36	0.0433
20	1	49		22.97	23.01	22.33		
20	1	99		22.42	22.53	22.33		
20	50	0		21.70	21.67	21.59		
20	50	24		21.56	21.54	21.64		
20	50	50		21.62	21.55	21.46		
20	100	0		21.58	21.48	21.50		
20	1	0	256-QAM	19.84	19.79	19.88	13.23	0.0210
20	1	49		19.62	19.64	19.71		
20	1	99		19.57	19.54	19.59		
20	50	0		19.55	19.59	19.64		
20	50	24		19.58	19.56	19.55		
20	50	50		19.41	19.45	19.44		
20	100	0		19.60	19.56	19.60		
Limit	ERP < 3W			Result			Pass	



LTE Band 71 Maximum Average Power [dBm] (GT - LC = -4.5 dB)								
BW [MHz]	RB Size	RB Offset	Mod	Lowest	Middle	Highest	ERP (dBm)	ERP (W)
15	1	0	QPSK	24.51	24.55	24.53	17.97	0.0627
15	1	37		24.62	24.40	24.52		
15	1	74		24.13	24.31	24.13		
15	36	0		23.55	23.58	23.60		
15	36	20		23.49	23.41	23.54		
15	36	39		23.24	23.43	23.29		
15	75	0		23.57	23.34	23.51		
15	1	0	16-QAM	23.75	23.67	23.82	17.17	0.0521
15	1	37		22.91	23.49	23.16		
15	1	74		23.48	23.46	23.43		
15	36	0		22.57	22.43	22.56		
15	36	20		22.51	22.51	22.49		
15	36	39		22.32	22.40	22.25		
15	75	0		22.54	22.45	22.39		
15	1	0	64-QAM	22.55	22.55	22.52	16.20	0.0417
15	1	37		22.85	22.85	22.21		
15	1	74		22.25	22.45	22.31		
15	36	0		21.68	21.65	21.49		
15	36	20		21.51	21.49	21.53		
15	36	39		21.52	21.45	21.36		
15	75	0		21.45	21.28	21.32		
15	1	0	256-QAM	19.69	19.68	19.74	13.09	0.0204
15	1	37		19.58	19.63	19.53		
15	1	74		19.57	19.38	19.47		
15	36	0		19.37	19.57	19.52		
15	36	20		19.40	19.41	19.46		
15	36	39		19.32	19.42	19.40		
15	75	0		19.54	19.48	19.58		
Limit	ERP < 3W			Result			Pass	



LTE Band 71 Maximum Average Power [dBm] (GT - LC = -4.5 dB)								
BW [MHz]	RB Size	RB Offset	Mod	Lowest	Middle	Highest	ERP (dBm)	ERP (W)
10	1	0	QPSK	24.69	24.44	24.70	18.05	0.0638
10	1	25		24.61	24.59	24.40		
10	1	49		24.21	24.44	24.12		
10	25	0		23.53	23.50	23.60		
10	25	12		23.44	23.55	23.56		
10	25	25		23.36	23.45	23.46		
10	50	0		23.55	23.36	23.57		
10	1	0	16-QAM	23.58	23.57	23.77	17.12	0.0515
10	1	25		22.98	23.42	23.19		
10	1	49		23.56	23.40	23.44		
10	25	0		22.57	22.51	22.51		
10	25	12		22.50	22.48	22.39		
10	25	25		22.42	22.30	22.23		
10	50	0		22.37	22.32	22.41		
10	1	0	64-QAM	22.47	22.59	22.62	16.32	0.0429
10	1	25		22.94	22.97	22.22		
10	1	49		22.27	22.47	22.19		
10	25	0		21.63	21.47	21.54		
10	25	12		21.38	21.42	21.62		
10	25	25		21.44	21.49	21.37		
10	50	0		21.53	21.41	21.42		
10	1	0	256-QAM	19.74	19.71	19.75	13.10	0.0204
10	1	25		19.55	19.62	19.57		
10	1	49		19.37	19.40	19.46		
10	25	0		19.45	19.44	19.50		
10	25	12		19.57	19.42	19.44		
10	25	25		19.33	19.30	19.30		
10	50	0		19.43	19.38	19.49		
Limit	ERP < 3W			Result			Pass	



LTE Band 71 Maximum Average Power [dBm] (GT - LC = -4.5 dB)								
BW [MHz]	RB Size	RB Offset	Mod	Lowest	Middle	Highest	ERP (dBm)	ERP (W)
5	1	0	QPSK	24.67	24.60	24.62	18.02	0.0634
5	1	12		24.53	24.46	24.42		
5	1	24		24.10	24.41	24.22		
5	12	0		23.52	23.50	23.64		
5	12	7		23.51	23.51	23.48		
5	12	13		23.22	23.26	23.40		
5	25	0		23.44	23.47	23.53		
5	1	0	16-QAM	23.57	23.73	23.84	17.19	0.0524
5	1	12		23.02	23.44	23.26		
5	1	24		23.51	23.50	23.40		
5	12	0		22.50	22.44	22.52		
5	12	7		22.44	22.39	22.45		
5	12	13		22.47	22.37	22.28		
5	25	0		22.51	22.29	22.33		
5	1	0	64-QAM	22.63	22.56	22.68	16.25	0.0422
5	1	12		22.90	22.90	22.29		
5	1	24		22.38	22.40	22.17		
5	12	0		21.61	21.59	21.46		
5	12	7		21.37	21.39	21.60		
5	12	13		21.49	21.50	21.42		
5	25	0		21.43	21.30	21.43		
5	1	0	256-QAM	19.74	19.67	19.77	13.12	0.0205
5	1	12		19.59	19.57	19.52		
5	1	24		19.53	19.46	19.58		
5	12	0		19.43	19.58	19.60		
5	12	7		19.52	19.42	19.39		
5	12	13		19.29	19.33	19.28		
5	25	0		19.58	19.50	19.44		
Limit	ERP < 3W			Result			Pass	



LTE Band 14 Maximum Average Power [dBm] (GT - LC = -2.7 dB)								
BW [MHz]	RB Size	RB Offset	Mod	Lowest	Middle	Highest	ERP (dBm)	ERP (W)
10	1	0	QPSK		24.77		19.92	0.0982
10	1	25			24.45			
10	1	49			24.50			
10	25	0			23.94			
10	25	12			23.91			
10	25	25			23.82			
10	50	0			23.87			
10	1	0	16-QAM		23.96		19.16	0.0824
10	1	25			23.94			
10	1	49			24.01			
10	25	0			22.87			
10	25	12			22.69			
10	25	25			22.71			
10	50	0			22.84			
10	1	0	64-QAM		23.02		18.17	0.0656
10	1	25			22.61			
10	1	49			22.36			
10	25	0			21.87			
10	25	12			21.69			
10	25	25			21.59			
10	50	0			21.78			
10	1	0	256-QAM		20.02		15.17	0.0329
10	1	25			19.91			
10	1	49			19.83			
10	25	0			19.84			
10	25	12			19.85			
10	25	25			19.75			
10	50	0			19.81			
Limit	ERP < 3W			Result			Pass	



LTE Band 14 Maximum Average Power [dBm] (GT - LC = -2.7 dB)								
BW [MHz]	RB Size	RB Offset	Mod	Lowest	Middle	Highest	ERP (dBm)	ERP (W)
5	1	0	QPSK	24.72	24.61	24.72	19.87	0.0971
5	1	12		24.35	24.25	24.42		
5	1	24		24.50	24.45	24.37		
5	12	0		23.89	23.90	23.79		
5	12	7		23.75	23.83	23.91		
5	12	13		23.82	23.76	23.79		
5	25	0		23.75	23.85	23.86		
5	1	0	16-QAM	23.79	23.83	23.81	19.15	0.0822
5	1	12		23.93	23.82	23.91		
5	1	24		23.91	23.84	24.00		
5	12	0		22.71	22.76	22.68		
5	12	7		22.57	22.57	22.65		
5	12	13		22.67	22.55	22.53		
5	25	0		22.66	22.75	22.67		
5	1	0	64-QAM	22.91	22.88	22.94	18.09	0.0644
5	1	12		22.53	22.48	22.56		
5	1	24		22.17	22.36	22.23		
5	12	0		21.80	21.87	21.81		
5	12	7		21.56	21.60	21.59		
5	12	13		21.57	21.42	21.53		
5	25	0		21.73	21.62	21.60		
5	1	0	256-QAM	19.88	19.84	19.98	15.13	0.0326
5	1	12		19.73	19.73	19.82		
5	1	24		19.63	19.78	19.79		
5	12	0		19.66	19.65	19.76		
5	12	7		19.66	19.73	19.73		
5	12	13		19.55	19.64	19.73		
5	25	0		19.75	19.81	19.61		
Limit	ERP < 3W			Result			Pass	



LTE Band 26 (Part90S) Maximum Average Power [dBm] (GT - LC = -3.5 dB)								
BW [MHz]	RB Size	RB Offset	Mod	Lowest	Middle	Highest	ERP (dBm)	ERP (W)
15	1	0	QPSK	24.42	-	-	18.77	0.0753
15	1	37		24.29	-	-		
15	1	74		24.31	-	-		
15	36	0		23.43	-	-		
15	36	20		23.45	-	-		
15	36	39		23.39	-	-		
15	75	0		23.54	-	-		
15	1	0	16-QAM	23.75	-	-	18.24	0.0667
15	1	37		23.89	-	-		
15	1	74		23.53	-	-		
15	36	0		22.47	-	-		
15	36	20		22.47	-	-		
15	36	39		22.31	-	-		
15	75	0		22.48	-	-		
15	1	0	64-QAM	22.76	-	-	17.25	0.0531
15	1	37		22.90	-	-		
15	1	74		22.54	-	-		
15	36	0		21.55	-	-		
15	36	20		21.55	-	-		
15	36	39		21.51	-	-		
15	75	0		21.51	-	-		
15	1	0	256-QAM	19.88	-	-	14.23	0.0265
15	1	37		19.61	-	-		
15	1	74		19.63	-	-		
15	36	0		19.54	-	-		
15	36	20		19.48	-	-		
15	36	39		19.47	-	-		
15	75	0		19.49	-	-		
Limit	Power < 100W			Result			Pass	



LTE Band 26 (Part90S) Maximum Average Power [dBm] (GT - LC = -3.5 dB)								
BW [MHz]	RB Size	RB Offset	Mod	Lowest	Middle	Highest	ERP (dBm)	ERP (W)
10	1	0	QPSK	-	24.30	-	18.65	0.0733
10	1	25		-	24.18	-		
10	1	49		-	24.10	-		
10	25	0		-	23.37	-		
10	25	12		-	23.36	-		
10	25	25		-	23.37	-		
10	50	0		-	23.49	-		
10	1	0	16-QAM	-	23.43	-	17.84	0.0608
10	1	25		-	23.46	-		
10	1	49		-	23.49	-		
10	25	0		-	22.34	-		
10	25	12		-	22.25	-		
10	25	25		-	22.29	-		
10	50	0		-	22.37	-		
10	1	0	64-QAM	-	22.63	-	17.13	0.0516
10	1	25		-	22.78	-		
10	1	49		-	22.62	-		
10	25	0		-	21.55	-		
10	25	12		-	21.28	-		
10	25	25		-	21.27	-		
10	50	0		-	21.45	-		
10	1	0	256-QAM	-	19.71	-	14.06	0.0255
10	1	25		-	19.56	-		
10	1	49		-	19.48	-		
10	25	0		-	19.47	-		
10	25	12		-	19.27	-		
10	25	25		-	19.18	-		
10	50	0		-	19.31	-		
Limit	Power < 100W			Result			Pass	



LTE Band 26 (Part90S) Maximum Average Power [dBm] (GT - LC = -3.5 dB)								
BW [MHz]	RB Size	RB Offset	Mod	Lowest	Middle	Highest	ERP (dBm)	ERP (W)
5	1	0	QPSK	24.30	24.21	24.25	18.65	0.0733
5	1	12		24.18	24.20	24.10		
5	1	24		24.24	24.21	24.28		
5	12	0		23.34	23.26	23.43		
5	12	7		23.38	23.45	23.36		
5	12	13		23.28	23.21	23.37		
5	25	0		23.44	23.48	23.43		
5	1	0	16-QAM	23.64	23.72	23.61	18.16	0.0655
5	1	12		23.77	23.68	23.81		
5	1	24		23.46	23.55	23.45		
5	12	0		22.43	22.46	22.35		
5	12	7		22.31	22.29	22.40		
5	12	13		22.22	22.25	22.26		
5	25	0		22.45	22.39	22.38		
5	1	0	64-QAM	22.69	22.74	22.69	17.10	0.0513
5	1	12		22.72	22.71	22.75		
5	1	24		22.54	22.57	22.52		
5	12	0		21.47	21.37	21.38		
5	12	7		21.44	21.52	21.34		
5	12	13		21.37	21.37	21.38		
5	25	0		21.50	21.40	21.55		
5	1	0	256-QAM	19.77	19.85	19.82	14.20	0.0263
5	1	12		19.47	19.50	19.54		
5	1	24		19.63	19.69	19.54		
5	12	0		19.37	19.42	19.37		
5	12	7		19.32	19.29	19.28		
5	12	13		19.27	19.37	19.34		
5	25	0		19.34	19.37	19.43		
Limit	Power < 100W			Result			Pass	



LTE Band 26 (Part90S) Maximum Average Power [dBm] (GT - LC = -3.5 dB)								
BW [MHz]	RB Size	RB Offset	Mod	Lowest	Middle	Highest	ERP (dBm)	ERP (W)
3	1	0	QPSK	24.34	24.33	24.42	18.77	0.0753
3	1	8		24.13	24.14	24.20		
3	1	14		24.26	24.19	24.25		
3	8	0		23.42	23.39	23.35		
3	8	4		23.38	23.45	23.28		
3	8	7		23.20	23.26	23.24		
3	15	0		23.45	23.47	23.48		
3	1	0	16-QAM	23.57	23.53	23.57	18.23	0.0665
3	1	8		23.79	23.73	23.88		
3	1	14		23.44	23.52	23.36		
3	8	0		22.46	22.51	22.54		
3	8	4		22.46	22.36	22.37		
3	8	7		22.12	22.12	22.12		
3	15	0		22.44	22.43	22.45		
3	1	0	64-QAM	22.74	22.78	22.67	17.30	0.0537
3	1	8		22.87	22.87	22.95		
3	1	14		22.43	22.40	22.51		
3	8	0		21.36	21.38	21.39		
3	8	4		21.40	21.45	21.41		
3	8	7		21.41	21.48	21.50		
3	15	0		21.48	21.49	21.46		
3	1	0	256-QAM	19.69	19.71	19.74	14.09	0.0256
3	1	8		19.53	19.57	19.50		
3	1	14		19.47	19.54	19.42		
3	8	0		19.38	19.30	19.38		
3	8	4		19.38	19.45	19.41		
3	8	7		19.34	19.29	19.32		
3	15	0		19.42	19.48	19.51		
Limit	Power < 100W			Result			Pass	



LTE Band 26 (Part90S) Maximum Average Power [dBm] (GT - LC = -3.5 dB)								
BW [MHz]	RB Size	RB Offset	Mod	Lowest	Middle	Highest	ERP (dBm)	ERP (W)
1.4	1	0	QPSK	24.31	24.22	24.33	18.68	0.0738
1.4	1	3		24.03	23.93	24.06		
1.4	1	5		24.25	24.27	24.22		
1.4	3	0		24.22	24.20	24.23		
1.4	3	1		24.06	24.15	23.97		
1.4	3	3		24.24	24.19	24.27		
1.4	6	0		23.37	23.33	23.39		
1.4	1	0	16-QAM	23.54	23.47	23.52	18.23	0.0665
1.4	1	3		23.66	23.66	23.72		
1.4	1	5		23.31	23.22	23.24		
1.4	3	0		23.50	23.52	23.43		
1.4	3	1		23.79	23.71	23.88		
1.4	3	3		23.28	23.23	23.36		
1.4	6	0		22.42	22.33	22.39		
1.4	1	0	64-QAM	22.72	22.74	22.77	17.29	0.0536
1.4	1	3		22.77	22.79	22.78		
1.4	1	5		22.42	22.36	22.43		
1.4	3	0		22.73	22.78	22.83		
1.4	3	1		22.86	22.91	22.94		
1.4	3	3		22.27	22.22	22.28		
1.4	6	0		21.47	21.41	21.49		
1.4	1	0	256-QAM	19.58	19.52	19.55	14.05	0.0254
1.4	1	3		19.37	19.44	19.37		
1.4	1	5		19.35	19.29	19.39		
1.4	3	0		19.61	19.70	19.58		
1.4	3	1		19.50	19.47	19.48		
1.4	3	3		19.47	19.49	19.45		
1.4	6	0		19.39	19.31	19.34		
Limit	Power < 100W			Result			Pass	



LTE Band 26 (Part90S) Straddle Maximum Average Power [dBm] (GT - LC = -3.5 dB)								
BW [MHz]	RB Size	RB Offset	Mod	Lowest	Middle	Highest	ERP (dBm)	ERP (W)
15	1	0	QPSK	-	24.41	-	18.76	0.0752
15	1	37		-	24.27	-		
15	1	74		-	24.39	-		
15	36	0		-	23.50	-		
15	36	20		-	23.40	-		
15	36	39		-	23.41	-		
15	75	0		-	23.60	-		
15	1	0	16-QAM	-	23.79	-	18.29	0.0675
15	1	37		-	23.94	-		
15	1	74		-	23.61	-		
15	36	0		-	22.44	-		
15	36	20		-	22.53	-		
15	36	39		-	22.41	-		
15	75	0		-	22.38	-		
15	1	0	64-QAM	-	22.67	-	17.16	0.0520
15	1	37		-	22.81	-		
15	1	74		-	22.45	-		
15	36	0		-	21.48	-		
15	36	20		-	21.65	-		
15	36	39		-	21.61	-		
15	75	0		-	21.48	-		
15	1	0	256-QAM	-	19.94	-	14.29	0.0269
15	1	37		-	19.61	-		
15	1	74		-	19.65	-		
15	36	0		-	19.47	-		
15	36	20		-	19.40	-		
15	36	39		-	19.42	-		
15	75	0		-	19.47	-		
Limit	Reporting only			Result			N/A	



LTE Band 26 (Part90S) Straddle Maximum Average Power [dBm] (GT - LC = -3.5 dB)								
BW [MHz]	RB Size	RB Offset	Mod	Lowest	Middle	Highest	ERP (dBm)	ERP (W)
10	1	0	QPSK	-	24.33	-	18.68	0.0738
10	1	25		-	24.33	-		
10	1	49		-	24.24	-		
10	25	0		-	23.31	-		
10	25	12		-	23.29	-		
10	25	25		-	23.37	-		
10	50	0		-	23.29	-		
10	1	0	16-QAM	-	23.67	-	18.31	0.0678
10	1	25		-	23.96	-		
10	1	49		-	23.47	-		
10	25	0		-	22.53	-		
10	25	12		-	22.34	-		
10	25	25		-	22.16	-		
10	50	0		-	22.44	-		
10	1	0	64-QAM	-	22.64	-	17.21	0.0526
10	1	25		-	22.86	-		
10	1	49		-	22.46	-		
10	25	0		-	21.44	-		
10	25	12		-	21.26	-		
10	25	25		-	21.36	-		
10	50	0		-	21.56	-		
10	1	0	256-QAM	-	19.59	-	13.94	0.0248
10	1	25		-	19.59	-		
10	1	49		-	19.46	-		
10	25	0		-	19.29	-		
10	25	12		-	19.51	-		
10	25	25		-	19.35	-		
10	50	0		-	19.43	-		
Limit	Reporting only			Result			N/A	



LTE Band 26 (Part90S) Straddle Maximum Average Power [dBm] (GT - LC = -3.5 dB)								
BW [MHz]	RB Size	RB Offset	Mod	Lowest	Middle	Highest	ERP (dBm)	ERP (W)
5	1	0	QPSK	-	24.28	-	18.63	0.0729
5	1	12		-	24.25	-		
5	1	24		-	24.19	-		
5	12	0		-	23.41	-		
5	12	7		-	23.33	-		
5	12	13		-	23.29	-		
5	25	0		-	23.52	-		
5	1	0	16-QAM	-	23.58	-	18.12	0.0649
5	1	12		-	23.77	-		
5	1	24		-	23.43	-		
5	12	0		-	22.43	-		
5	12	7		-	22.37	-		
5	12	13		-	22.27	-		
5	25	0		-	22.36	-		
5	1	0	64-QAM	-	22.61	-	17.01	0.0502
5	1	12		-	22.66	-		
5	1	24		-	22.64	-		
5	12	0		-	21.45	-		
5	12	7		-	21.44	-		
5	12	13		-	21.28	-		
5	25	0		-	21.50	-		
5	1	0	256-QAM	-	19.71	-	14.06	0.0255
5	1	12		-	19.47	-		
5	1	24		-	19.64	-		
5	12	0		-	19.35	-		
5	12	7		-	19.29	-		
5	12	13		-	19.27	-		
5	25	0		-	19.27	-		
Limit	Reporting only			Result			N/A	



LTE Band 26 (Part90S) Straddle Maximum Average Power [dBm] (GT - LC = -3.5 dB)								
BW [MHz]	RB Size	RB Offset	Mod	Lowest	Middle	Highest	ERP (dBm)	ERP (W)
3	1	0	QPSK	-	24.28	-	18.63	0.0729
3	1	8		-	24.12	-		
3	1	14		-	24.26	-		
3	8	0		-	23.36	-		
3	8	4		-	23.28	-		
3	8	7		-	23.12	-		
3	15	0		-	23.37	-		
3	1	0	16-QAM	-	23.48	-	18.10	0.0646
3	1	8		-	23.75	-		
3	1	14		-	23.39	-		
3	8	0		-	22.38	-		
3	8	4		-	22.55	-		
3	8	7		-	22.21	-		
3	15	0		-	22.35	-		
3	1	0	64-QAM	-	22.83	-	17.30	0.0537
3	1	8		-	22.95	-		
3	1	14		-	22.44	-		
3	8	0		-	21.42	-		
3	8	4		-	21.33	-		
3	8	7		-	21.41	-		
3	15	0		-	21.56	-		
3	1	0	256-QAM	-	19.77	-	14.12	0.0258
3	1	8		-	19.44	-		
3	1	14		-	19.42	-		
3	8	0		-	19.37	-		
3	8	4		-	19.31	-		
3	8	7		-	19.37	-		
3	15	0		-	19.42	-		
Limit	Reporting only			Result			N/A	



LTE Band 26 (Part90S) Straddle Maximum Average Power [dBm] (GT - LC = -3.5 dB)								
BW [MHz]	RB Size	RB Offset	Mod	Lowest	Middle	Highest	ERP (dBm)	ERP (W)
1.4	1	0	QPSK	-	24.36	-	18.71	0.0743
1.4	1	3		-	24.11	-		
1.4	1	5		-	24.31	-		
1.4	3	0		-	24.16	-		
1.4	3	1		-	24.05	-		
1.4	3	3		-	24.30	-		
1.4	6	0		-	23.37	-		
1.4	1	0	16-QAM	-	23.45	-	18.21	0.0662
1.4	1	3		-	23.69	-		
1.4	1	5		-	23.29	-		
1.4	3	0		-	23.45	-		
1.4	3	1		-	23.86	-		
1.4	3	3		-	23.30	-		
1.4	6	0		-	22.42	-		
1.4	1	0	64-QAM	-	22.75	-	17.26	0.0532
1.4	1	3		-	22.74	-		
1.4	1	5		-	22.39	-		
1.4	3	0		-	22.63	-		
1.4	3	1		-	22.91	-		
1.4	3	3		-	22.27	-		
1.4	6	0		-	21.38	-		
1.4	1	0	256-QAM	-	19.60	-	13.95	0.0248
1.4	1	3		-	19.32	-		
1.4	1	5		-	19.28	-		
1.4	3	0		-	19.55	-		
1.4	3	1		-	19.46	-		
1.4	3	3		-	19.45	-		
1.4	6	0		-	19.35	-		
Limit	Reporting only			Result			N/A	



LTE Band 5B_CA Maximum Average Power [dBm] (GT - LC = -3.5 dB)										
BW [MHz]	PCC		SCC		Mod	Lowest	Middle	Highest	ERP (dBm)	ERP (W)
	RB Size	RB Offset	RB Size	RB Offset						
10+10	50	0	50	0	QPSK	20.92	21.32	20.94	17.30	0.0537
10+10	1	0	1	49		15.59	15.46	15.43		
10+10	1	49	1	0		22.95	22.50	22.46		
10+10	50	0	50	0	16-QAM	19.99	20.12	20.03	16.39	0.0436
10+10	1	0	1	49		16.10	16.09	15.91		
10+10	1	49	1	0		21.83	22.04	22.00		
10+10	50	0	50	0	64-QAM	19.98	20.41	19.96	14.76	0.0299
10+10	1	0	1	49		15.89	15.84	16.17		
10+10	1	49	1	0		19.99	20.02	20.04		
10+10	50	0	50	0	256-QAM	18.07	17.88	17.89	12.42	0.0175
10+10	1	0	1	49		15.90	15.94	15.75		
10+10	1	49	1	0		17.82	17.88	17.84		
10+5	50	0	25	0	QPSK	20.91	20.90	20.89	17.28	0.0535
10+5	1	0	1	24		13.72	13.74	13.90		
10+5	1	49	1	0		22.93	22.45	22.50		
10+5	50	0	25	0	16-QAM	19.98	19.91	20.25	16.56	0.0453
10+5	1	0	1	24		14.51	14.29	14.22		
10+5	1	49	1	0		21.93	22.21	21.99		
10+5	50	0	25	0	64-QAM	19.99	19.89	20.21	14.58	0.0287
10+5	1	0	1	24		14.35	14.11	14.20		
10+5	1	49	1	0		20.23	19.91	20.04		
10+5	50	0	25	0	256-QAM	17.92	17.84	17.77	12.27	0.0169
10+5	1	0	1	24		14.14	14.09	14.13		
10+5	1	49	1	0		17.79	17.85	17.86		
5+10	25	0	50	0	QPSK	20.98	20.89	21.26	17.49	0.0561
5+10	1	0	1	49		13.77	13.58	13.65		
5+10	1	24	1	0		22.68	22.65	23.14		
5+10	25	0	50	0	16-QAM	19.98	19.92	19.94	16.81	0.0480
5+10	1	0	1	49		14.19	14.15	14.03		
5+10	1	24	1	0		21.96	22.46	22.23		
5+10	25	0	50	0	64-QAM	19.98	20.16	19.87	14.51	0.0282
5+10	1	0	1	49		14.17	14.08	14.00		
5+10	1	24	1	0		19.99	19.92	19.77		
5+10	25	0	50	0	256-QAM	17.95	17.85	17.79	12.30	0.0170
5+10	1	0	1	49		14.14	14.06	14.00		
5+10	1	24	1	0		17.80	17.82	17.82		
Limit	ERP < 7W					Result			Pass	



LTE Band 5B_CA Maximum Average Power [dBm] (GT - LC = -3.5 dB)										
BW [MHz]	PCC		SCC		Mod	Lowest	Middle	Highest	ERP (dBm)	ERP (W)
	RB Size	RB Offset	RB Size	RB Offset						
5+3	25	0	15	0	QPSK	23.13	23.01	23.00	17.48	0.0560
5+3	1	0	1	14		14.60	22.53	22.77		
5+3	1	24	1	0		22.70	22.59	22.87		
5+3	25	0	15	0	16-QAM	23.49	23.46	23.48	17.84	0.0608
5+3	1	0	1	14		15.02	21.76	14.90		
5+3	1	24	1	0		23.06	23.07	23.32		
5+3	25	0	15	0	64-QAM	23.02	22.99	23.00	17.95	0.0624
5+3	1	0	1	14		14.82	22.12	14.95		
5+3	1	24	1	0		23.11	22.94	23.60		
5+3	25	0	15	0	256-QAM	22.81	22.86	22.93	17.35	0.0543
5+3	1	0	1	14		14.93	21.92	14.82		
5+3	1	24	1	0		23.00	22.77	22.88		
3+5	15	0	25	0	QPSK	23.46	23.08	22.92	17.81	0.0604
3+5	1	0	1	24		14.27	14.40	14.66		
3+5	1	14	1	0		23.01	22.63	22.58		
3+5	15	0	25	0	16-QAM	22.99	22.99	22.93	17.93	0.0621
3+5	1	0	1	24		14.89	15.47	14.94		
3+5	1	14	1	0		23.38	22.94	23.58		
3+5	15	0	25	0	64-QAM	23.00	22.94	22.92	17.71	0.0590
3+5	1	0	1	24		14.80	14.67	14.70		
3+5	1	14	1	0		22.95	22.92	23.36		
3+5	15	0	25	0	256-QAM	22.76	22.74	23.00	17.35	0.0543
3+5	1	0	1	24		14.78	14.62	14.60		
3+5	1	14	1	0		22.67	22.73	22.62		
Limit	ERP < 7W					Result			Pass	



LTE Band 66B_CA Maximum Average Power [dBm] (GT - LC = 0.7 dB)										
BW [MHz]	PCC		SCC		Mod	Lowest	Middle	Highest	EIRP (dBm)	EIRP (W)
	RB Size	RB Offset	RB Size	RB Offset						
10+10	50	0	50	0	QPSK	21.30	21.02	21.00	23.59	0.2286
10+10	1	0	1	49		15.76	15.63	15.66		
10+10	1	49	1	0		22.89	22.78	22.58		
10+10	50	0	50	0	16-QAM	20.33	20.00	20.08	23.01	0.2000
10+10	1	0	1	49		16.05	15.89	16.11		
10+10	1	49	1	0		22.31	22.21	21.96		
10+10	50	0	50	0	64-QAM	20.24	19.98	20.00	21.02	0.1265
10+10	1	0	1	49		16.26	15.89	15.96		
10+10	1	49	1	0		20.32	20.17	19.93		
10+10	50	0	50	0	256-QAM	18.07	17.80	17.84	18.85	0.0767
10+10	1	0	1	49		16.22	16.05	15.97		
10+10	1	49	1	0		18.14	18.15	17.81		
15+5	75	0	25	0	QPSK	20.96	20.71	20.71	23.43	0.2203
15+5	1	0	1	24		15.73	15.51	17.80		
15+5	1	74	1	0		22.73	22.61	22.56		
15+5	75	0	25	0	16-QAM	19.99	19.73	19.82	22.91	0.1954
15+5	1	0	1	24		15.97	15.80	16.16		
15+5	1	74	1	0		22.21	21.91	21.85		
15+5	75	0	25	0	64-QAM	20.06	19.74	19.86	20.83	0.1211
15+5	1	0	1	24		16.13	15.80	15.97		
15+5	1	74	1	0		20.13	19.95	19.76		
15+5	75	0	25	0	256-QAM	18.10	17.84	18.20	19.56	0.0904
15+5	1	0	1	24		15.97	15.75	16.18		
15+5	1	74	1	0		18.11	17.91	18.86		
5+15	25	0	75	0	QPSK	20.97	20.69	20.68	23.40	0.2188
5+15	1	0	1	74		15.76	15.43	15.71		
5+15	1	24	1	0		22.61	22.70	22.55		
5+15	25	0	75	0	16-QAM	20.04	19.79	19.75	22.92	0.1959
5+15	1	0	1	74		16.09	15.78	15.97		
5+15	1	24	1	0		22.21	22.22	22.03		
5+15	25	0	75	0	64-QAM	20.00	19.74	19.75	20.82	0.1208
5+15	1	0	1	74		16.09	15.73	16.02		
5+15	1	24	1	0		20.08	20.12	20.03		
5+15	25	0	75	0	256-QAM	18.00	17.82	17.76	18.81	0.0760
5+15	1	0	1	74		16.05	15.72	15.84		
5+15	1	24	1	0		18.11	18.10	18.09		
Limit	EIRP < 1W					Result			Pass	



LTE Band 66B_CA Maximum Average Power [dBm] (GT - LC = 0.7 dB)										
BW [MHz]	PCC		SCC		Mod	Lowest	Middle	Highest	EIRP (dBm)	EIRP (W)
	RB Size	RB Offset	RB Size	RB Offset						
10+5	50	0	25	0	QPSK	21.12	20.99	20.96	23.86	0.2432
10+5	1	0	1	24		13.85	13.79	14.11		
10+5	1	49	1	0		22.88	23.16	22.57		
10+5	50	0	25	0	16-QAM	20.14	19.99	20.02	23.24	0.2109
10+5	1	0	1	24		14.11	14.01	14.33		
10+5	1	49	1	0		22.29	22.54	22.20		
10+5	50	0	25	0	64-QAM	20.18	19.96	20.14	21.04	0.1271
10+5	1	0	1	24		14.21	14.06	14.11		
10+5	1	49	1	0		20.34	20.04	19.99		
10+5	50	0	25	0	256-QAM	17.95	17.76	17.82	18.85	0.0767
10+5	1	0	1	24		14.03	13.96	14.08		
10+5	1	49	1	0		18.15	17.98	17.78		
5+10	25	0	50	0	QPSK	21.02	20.91	20.94	23.94	0.2477
5+10	1	0	1	49		13.79	13.75	13.82		
5+10	1	24	1	0		22.89	23.24	22.71		
5+10	25	0	50	0	16-QAM	20.04	19.98	19.98	23.04	0.2014
5+10	1	0	1	49		14.17	14.13	14.06		
5+10	1	24	1	0		22.34	22.10	22.12		
5+10	25	0	50	0	64-QAM	20.03	19.91	19.97	20.92	0.1236
5+10	1	0	1	49		14.12	14.07	14.07		
5+10	1	24	1	0		20.22	20.09	20.04		
5+10	25	0	50	0	256-QAM	17.94	17.81	17.75	18.80	0.0759
5+10	1	0	1	49		14.08	14.02	13.92		
5+10	1	24	1	0		18.04	18.10	17.74		
5+5	25	0	25	0	QPSK	21.00	20.92	20.94	23.94	0.2477
5+5	1	0	1	24		14.08	14.12	13.95		
5+5	1	24	1	0		22.66	23.24	22.53		
5+5	25	0	25	0	16-QAM	19.96	19.92	19.96	23.14	0.2061
5+5	1	0	1	24		14.52	14.27	14.28		
5+5	1	24	1	0		22.06	22.44	22.05		
5+5	25	0	25	0	64-QAM	19.99	19.92	19.94	20.99	0.1256
5+5	1	0	1	24		14.38	14.50	14.26		
5+5	1	24	1	0		20.29	20.19	19.98		
5+5	25	0	25	0	256-QAM	18.22	18.03	17.92	19.04	0.0802
5+5	1	0	1	24		14.33	14.41	14.24		
5+5	1	24	1	0		18.34	18.17	18.05		
Limit	EIRP < 1W					Result			Pass	



LTE Band 66C_CA Maximum Average Power [dBm] (GT - LC = 0.7 dB)										
BW [MHz]	PCC		SCC		Mod	Lowest	Middle	Highest	EIRP (dBm)	EIRP (W)
	RB Size	RB Offset	RB Size	RB Offset						
20+20	100	0	100	0	QPSK	20.98	20.44	20.48	23.52	0.2249
20+20	1	0	1	99		15.30	15.30	15.31		
20+20	1	99	1	0		22.82	22.54	22.35		
20+20	100	0	100	0	16-QAM	19.98	19.53	19.47	23.06	0.2023
20+20	1	0	1	99		15.82	15.62	15.67		
20+20	1	99	1	0		22.24	22.36	21.93		
20+20	100	0	100	0	64-QAM	19.96	19.48	19.45	20.80	0.1202
20+20	1	0	1	99		15.62	15.67	15.57		
20+20	1	99	1	0		20.10	20.05	19.88		
20+20	100	0	100	0	256-QAM	17.98	17.58	17.59	18.86	0.0769
20+20	1	0	1	99		15.74	15.59	15.54		
20+20	1	99	1	0		18.16	17.98	17.75		
20+15	100	0	75	0	QPSK	21.06	20.66	20.63	23.48	0.2228
20+15	1	0	1	74		15.64	15.35	15.55		
20+15	1	74	1	0		22.78	22.56	22.30		
20+15	100	0	75	0	16-QAM	20.06	19.69	19.62	22.93	0.1963
20+15	1	0	1	74		16.05	15.79	15.74		
20+15	1	74	1	0		22.23	22.06	21.93		
20+15	100	0	75	0	64-QAM	20.12	19.70	19.65	20.90	0.1230
20+15	1	0	1	74		16.10	15.65	15.66		
20+15	1	74	1	0		20.20	20.04	19.90		
20+15	100	0	75	0	256-QAM	18.08	17.71	17.68	18.86	0.0769
20+15	1	0	1	74		15.75	15.53	15.75		
20+15	1	74	1	0		18.16	17.84	17.78		
15+20	75	0	100	0	QPSK	21.13	20.66	20.65	23.49	0.2234
15+20	1	0	1	99		15.65	15.35	15.48		
15+20	1	74	1	0		22.79	22.75	22.42		
15+20	75	0	100	0	16-QAM	20.13	19.67	19.68	23.01	0.2000
15+20	1	0	1	99		16.23	15.81	15.87		
15+20	1	74	1	0		22.31	22.27	21.82		
15+20	75	0	100	0	64-QAM	20.11	19.67	19.64	21.49	0.1409
15+20	1	0	1	99		16.09	20.79	15.89		
15+20	1	74	1	0		20.25	20.16	19.99		
15+20	75	0	100	0	256-QAM	18.03	17.64	17.63	18.96	0.0787
15+20	1	0	1	99		15.98	15.62	15.45		
15+20	1	74	1	0		18.26	18.05	17.92		
Limit	EIRP < 1W				Result				Pass	



LTE Band 66C_CA Maximum Average Power [dBm] (GT - LC = 0.7 dB)										
BW [MHz]	PCC		SCC		Mod	Lowest	Middle	Highest	EIRP (dBm)	EIRP (W)
	RB Size	RB Offset	RB Size	RB Offset						
20+10	100	0	50	0	QPSK	21.05	20.66	20.67	23.75	0.2371
20+10	1	0	1	49		15.64	15.52	15.51		
20+10	1	99	1	0		22.77	23.05	22.35		
20+10	100	0	50	0	16-QAM	20.07	19.65	19.71	23.03	0.2009
20+10	1	0	1	49		16.14	15.85	16.01		
20+10	1	99	1	0		22.33	22.14	21.84		
20+10	100	0	50	0	64-QAM	20.06	19.65	19.70	20.99	0.1256
20+10	1	0	1	49		15.93	15.84	15.90		
20+10	1	99	1	0		20.29	20.06	19.92		
20+10	100	0	50	0	256-QAM	18.01	17.69	17.70	18.95	0.0785
20+10	1	0	1	49		16.05	15.83	15.87		
20+10	1	99	1	0		18.25	18.01	17.68		
10+20	50	0	100	0	QPSK	21.07	20.62	20.60	23.50	0.2239
10+20	1	0	1	99		15.66	15.34	15.42		
10+20	1	49	1	0		22.80	22.69	22.44		
10+20	50	0	100	0	16-QAM	20.09	19.68	19.64	22.98	0.1986
10+20	1	0	1	99		15.98	15.68	15.71		
10+20	1	49	1	0		21.99	22.28	21.87		
10+20	50	0	100	0	64-QAM	20.11	19.67	19.61	21.00	0.1259
10+20	1	0	1	99		16.12	15.56	15.84		
10+20	1	49	1	0		20.30	20.16	19.95		
10+20	50	0	100	0	256-QAM	17.99	17.61	17.61	18.82	0.0762
10+20	1	0	1	99		15.78	15.62	15.58		
10+20	1	49	1	0		18.07	18.12	17.82		
20+5	100	0	25	0	QPSK	20.95	20.64	20.71	23.33	0.2153
20+5	1	0	1	24		15.54	15.42	15.49		
20+5	1	99	1	0		22.63	22.36	22.29		
20+5	100	0	25	0	16-QAM	19.99	19.62	19.65	22.95	0.1972
20+5	1	0	1	24		15.89	15.86	16.10		
20+5	1	99	1	0		22.25	21.76	21.58		
20+5	100	0	25	0	64-QAM	19.94	19.61	19.69	20.83	0.1211
20+5	1	0	1	24		16.04	15.80	16.00		
20+5	1	99	1	0		20.13	19.79	19.96		
20+5	100	0	25	0	256-QAM	18.05	17.76	17.82	18.92	0.0780
20+5	1	0	1	24		15.88	15.74	15.94		
20+5	1	99	1	0		18.22	17.85	17.80		
Limit	EIRP < 1W				Result			Pass		



LTE Band 66C_CA Maximum Average Power [dBm] (GT - LC = 0.7 dB)										
BW [MHz]	PCC		SCC		Mod	Lowest	Middle	Highest	EIRP (dBm)	EIRP (W)
	RB Size	RB Offset	RB Size	RB Offset						
5+20	25	0	100	0	QPSK	20.84	20.50	20.48	23.64	0.2312
5+20	1	0	1	99		15.52	15.22	15.33		
5+20	1	24	1	0		22.60	22.94	22.45		
5+20	25	0	100	0	16-QAM	19.92	19.56	19.58	23.04	0.2014
5+20	1	0	1	99		16.07	15.57	15.51		
5+20	1	24	1	0		22.10	22.34	21.74		
5+20	25	0	100	0	64-QAM	19.89	19.53	19.50	20.68	0.1169
5+20	1	0	1	99		15.93	15.55	15.53		
5+20	1	24	1	0		19.98	19.96	19.76		
5+20	25	0	100	0	256-QAM	18.03	17.75	17.73	18.73	0.0746
5+20	1	0	1	99		15.90	15.48	15.61		
5+20	1	24	1	0		18.03	17.95	17.74		
Limit	EIRP < 1W					Result			Pass	



LTE Band 66C_CA Maximum Average Power [dBm] (GT - LC = 0.7 dB)										
BW [MHz]	PCC		SCC		Mod	Lowest	Middle	Highest	EIRP (dBm)	EIRP (W)
	RB Size	RB Offset	RB Size	RB Offset						
15+10	75	0	50	0	QPSK	21.07	20.74	20.75	23.58	0.2280
15+10	1	0	1	49		15.73	15.44	15.78		
15+10	1	74	1	0		22.88	22.68	22.46		
15+10	75	0	50	0	16-QAM	20.14	19.75	19.75	23.38	0.2178
15+10	1	0	1	49		16.07	15.80	15.96		
15+10	1	74	1	0		22.22	22.68	21.90		
15+10	75	0	50	0	64-QAM	20.12	19.79	19.77	21.09	0.1285
15+10	1	0	1	49		16.25	15.73	16.07		
15+10	1	74	1	0		20.39	20.09	19.90		
15+10	75	0	50	0	256-QAM	17.95	17.69	17.61	18.85	0.0767
15+10	1	0	1	49		15.90	15.74	15.83		
15+10	1	74	1	0		18.05	18.15	17.68		
10+15	50	0	75	0	QPSK	21.11	20.82	20.71	23.61	0.2296
10+15	1	0	1	74		15.74	15.41	15.57		
10+15	1	49	1	0		22.91	22.68	22.46		
10+15	50	0	75	0	16-QAM	20.17	19.81	19.80	23.26	0.2118
10+15	1	0	1	74		16.23	15.81	16.03		
10+15	1	49	1	0		22.39	22.56	21.99		
10+15	50	0	75	0	64-QAM	20.12	19.81	19.81	21.00	0.1259
10+15	1	0	1	74		16.19	15.61	15.90		
10+15	1	49	1	0		20.30	20.16	19.92		
10+15	50	0	75	0	256-QAM	17.91	17.66	17.54	18.73	0.0746
10+15	1	0	1	74		16.01	15.52	15.77		
10+15	1	49	1	0		18.01	18.03	17.71		
15+15	75	0	75	0	QPSK	21.03	20.60	20.60	23.49	0.2234
15+15	1	0	1	74		15.49	15.51	15.66		
15+15	1	74	1	0		22.79	22.62	22.39		
15+15	75	0	75	0	16-QAM	19.99	19.63	19.70	22.91	0.1954
15+15	1	0	1	74		16.04	15.83	15.85		
15+15	1	74	1	0		22.15	22.21	21.91		
15+15	75	0	75	0	64-QAM	20.04	19.63	19.65	21.04	0.1271
15+15	1	0	1	74		15.91	15.70	15.78		
15+15	1	74	1	0		20.34	20.09	19.97		
15+15	75	0	75	0	256-QAM	18.02	17.67	17.64	18.84	0.0766
15+15	1	0	1	74		15.93	15.77	15.70		
15+15	1	74	1	0		18.14	18.11	17.78		
Limit	EIRP < 1W					Result			Pass	



LTE Band 7C_CA Maximum Average Power [dBm] (GT - LC = -1.8 dB)										
BW [MHz]	PCC		SCC		Mod	Lowest	Middle	Highest	EIRP (dBm)	EIRP (W)
	RB Size	RB Offset	RB Size	RB Offset						
20+20	100	0	100	0	QPSK	20.72	20.98	20.86	21.86	0.1535
20+20	1	0	1	99		14.95	15.03	15.17		
20+20	1	99	1	0		23.66	23.23	23.66		
20+20	100	0	100	0	16-QAM	20.57	20.10	19.78	21.07	0.1279
20+20	1	0	1	99		15.29	15.60	15.93		
20+20	1	99	1	0		22.49	22.69	22.87		
20+20	100	0	100	0	64-QAM	20.55	20.06	20.38	18.82	0.0762
20+20	1	0	1	99		15.55	15.83	15.65		
20+20	1	99	1	0		20.32	20.62	20.33		
20+20	100	0	100	0	256-QAM	16.02	15.85	15.72	14.55	0.0285
20+20	1	0	1	99		13.94	13.31	13.67		
20+20	1	99	1	0		16.35	16.28	16.09		
20+15	100	0	75	0	QPSK	20.65	20.88	20.84	21.14	0.1300
20+15	1	0	1	74		14.85	15.21	15.05		
20+15	1	99	1	0		22.86	22.94	22.71		
20+15	100	0	75	0	16-QAM	19.60	19.87	19.64	20.58	0.1143
20+15	1	0	1	74		15.33	15.41	16.00		
20+15	1	99	1	0		22.28	22.38	22.23		
20+15	100	0	75	0	64-QAM	19.76	20.60	19.68	18.80	0.0759
20+15	1	0	1	74		15.10	15.65	15.42		
20+15	1	99	1	0		19.98	20.23	19.98		
20+15	100	0	75	0	256-QAM	15.94	15.68	15.76	14.40	0.0275
20+15	1	0	1	74		13.81	13.23	13.54		
20+15	1	99	1	0		16.20	16.20	15.98		
15+20	75	0	100	0	QPSK	20.56	21.14	20.67	21.20	0.1318
15+20	1	0	1	99		14.50	14.83	15.14		
15+20	1	74	1	0		22.72	22.82	23.00		
15+20	75	0	100	0	16-QAM	19.56	20.07	19.75	20.45	0.1109
15+20	1	0	1	99		15.07	15.33	15.68		
15+20	1	74	1	0		21.98	22.25	22.13		
15+20	75	0	100	0	64-QAM	19.48	20.20	19.76	18.90	0.0776
15+20	1	0	1	99		14.92	15.50	15.63		
15+20	1	74	1	0		20.10	20.70	20.24		
15+20	75	0	100	0	256-QAM	15.92	15.77	15.73	14.27	0.0267
15+20	1	0	1	99		13.66	13.06	13.38		
15+20	1	74	1	0		16.07	16.06	16.02		
Limit	EIRP < 2W					Result			Pass	



LTE Band 7C_CA Maximum Average Power [dBm] (GT - LC = -1.8 dB)										
BW [MHz]	PCC		SCC		Mod	Lowest	Middle	Highest	EIRP (dBm)	EIRP (W)
	RB Size	RB Offset	RB Size	RB Offset						
20+10	100	0	75	0	QPSK	21.49	21.85	21.50	21.84	0.1528
20+10	1	0	1	74		15.75	16.26	16.00		
20+10	1	99	1	0		23.54	23.64	23.47		
20+10	100	0	75	0	16-QAM	20.64	20.77	20.59	21.06	0.1276
20+10	1	0	1	74		16.21	16.53	16.98		
20+10	1	99	1	0		22.82	22.86	22.73		
20+10	100	0	75	0	64-QAM	20.48	20.60	20.48	19.13	0.0818
20+10	1	0	1	74		16.28	16.59	16.41		
20+10	1	99	1	0		20.63	20.93	20.76		
20+10	100	0	75	0	256-QAM	15.93	15.71	17.82	16.02	0.0400
20+10	1	0	1	74		13.90	13.38	15.52		
20+10	1	99	1	0		16.31	15.95	16.00		
10+20	75	0	100	0	QPSK	21.64	21.63	21.29	21.76	0.1500
10+20	1	0	1	99		15.11	15.81	15.28		
10+20	1	74	1	0		23.37	23.56	23.40		
10+20	75	0	100	0	16-QAM	19.54	20.59	19.95	21.08	0.1282
10+20	1	0	1	99		15.56	16.24	15.55		
10+20	1	74	1	0		22.74	22.88	22.49		
10+20	75	0	100	0	64-QAM	20.91	20.56	19.87	19.11	0.0815
10+20	1	0	1	99		15.65	16.43	15.67		
10+20	1	74	1	0		20.69	20.79	20.32		
10+20	75	0	100	0	256-QAM	17.43	17.84	17.75	16.22	0.0419
10+20	1	0	1	99		14.51	15.59	15.08		
10+20	1	74	1	0		18.01	18.02	17.91		
15+15	75	0	100	0	QPSK	21.62	21.35	21.35	22.15	0.1641
15+15	1	0	1	99		15.29	15.73	15.97		
15+15	1	74	1	0		23.95	23.52	23.39		
15+15	75	0	100	0	16-QAM	20.28	20.51	20.54	21.62	0.1452
15+15	1	0	1	99		15.41	16.33	16.58		
15+15	1	74	1	0		22.67	23.09	23.42		
15+15	75	0	100	0	64-QAM	20.90	20.84	20.34	19.10	0.0813
15+15	1	0	1	99		15.79	16.33	16.54		
15+15	1	74	1	0		20.70	20.87	20.50		
15+15	75	0	100	0	256-QAM	16.03	15.81	15.89	14.48	0.0281
15+15	1	0	1	99		13.91	13.30	13.57		
15+15	1	74	1	0		16.28	16.28	16.13		
Limit	EIRP < 2W					Result			Pass	



LTE Band 7C_CA Maximum Average Power [dBm] (GT - LC = -1.8 dB)										
BW [MHz]	PCC		SCC		Mod	Lowest	Middle	Highest	EIRP (dBm)	EIRP (W)
	RB Size	RB Offset	RB Size	RB Offset						
15+10	75	0	100	0	QPSK	20.96	20.85	21.06	21.34	0.1361
15+10	1	0	1	99		14.49	15.39	15.18		
15+10	1	74	1	0		23.14	22.98	22.84		
15+10	75	0	100	0	16-QAM	19.58	20.30	20.01	20.56	0.1138
15+10	1	0	1	99		14.88	16.06	15.36		
15+10	1	74	1	0		22.15	22.36	21.99		
15+10	75	0	100	0	64-QAM	19.62	19.95	20.07	18.33	0.0681
15+10	1	0	1	99		14.96	15.86	15.76		
15+10	1	74	1	0		20.02	19.97	20.13		
15+10	75	0	100	0	256-QAM	16.02	15.78	16.03	14.43	0.0277
15+10	1	0	1	99		13.83	13.37	13.68		
15+10	1	74	1	0		16.23	16.13	15.97		
Limit	EIRP < 2W					Result			Pass	



LTE Band 38C_CA Maximum Average Power [dBm] (GT - LC = -2 dB)										
BW [MHz]	PCC		SCC		Mod	Lowest	Middle	Highest	EIRP (dBm)	EIRP (W)
	RB Size	RB Offset	RB Size	RB Offset						
20+20	100	0	100	0	QPSK	21.08	21.15	21.16	21.10	0.1288
20+20	1	0	1	99		14.84	14.87	14.89		
20+20	1	99	1	0		22.16	23.08	23.10		
20+20	100	0	100	0	16-QAM	20.13	20.21	20.22	20.71	0.1178
20+20	1	0	1	99		15.48	14.85	15.53		
20+20	1	99	1	0		22.68	22.65	22.71		
20+20	100	0	100	0	64-QAM	20.11	20.18	20.18	18.43	0.0697
20+20	1	0	1	99		15.20	14.74	15.19		
20+20	1	99	1	0		20.36	20.34	20.43		
20+20	100	0	100	0	256-QAM	18.13	18.18	18.18	16.53	0.0450
20+20	1	0	1	99		15.15	14.86	15.35		
20+20	1	99	1	0		18.37	18.36	18.53		
15+15	75	0	75	0	QPSK	21.08	21.19	21.26	21.13	0.1297
15+15	1	0	1	74		14.86	14.85	14.91		
15+15	1	74	1	0		23.05	23.08	23.13		
15+15	75	0	75	0	16-QAM	20.10	20.19	20.23	20.75	0.1189
15+15	1	0	1	74		15.07	14.95	15.58		
15+15	1	74	1	0		21.58	21.54	22.75		
15+15	75	0	75	0	64-QAM	19.98	20.20	20.24	18.42	0.0695
15+15	1	0	1	74		15.17	14.86	15.13		
15+15	1	74	1	0		20.42	20.41	20.32		
15+15	75	0	75	0	256-QAM	18.16	18.22	18.25	16.40	0.0437
15+15	1	0	1	74		15.19	14.75	15.20		
15+15	1	74	1	0		18.40	18.35	18.39		
Limit	EIRP < 2W				Result			Pass		



LTE Band 41C_CA Maximum Average Power [dBm] (GT - LC = -1.8 dB)										
BW [MHz]	PCC		SCC		Mod	Lowest	Middle	Highest	EIRP (dBm)	EIRP (W)
	RB Size	RB Offset	RB Size	RB Offset						
20+20	100	0	100	0	QPSK	19.19	19.21	19.62	17.82	0.0605
20+20	1	0	1	99		11.11	11.32	11.54		
20+20	1	99	1	0		11.06	11.29	11.47		
20+20	100	0	100	0	16-QAM	19.27	19.33	19.66	17.86	0.0611
20+20	1	0	1	99		12.30	12.44	12.68		
20+20	1	99	1	0		12.33	12.45	12.56		
20+20	100	0	100	0	64-QAM	19.26	19.37	19.55	17.75	0.0596
20+20	1	0	1	99		11.04	11.07	11.40		
20+20	1	99	1	0		10.95	11.21	11.32		
20+20	100	0	100	0	256-QAM	18.23	18.38	18.59	16.79	0.0478
20+20	1	0	1	99		9.75	10.09	10.00		
20+20	1	99	1	0		9.54	10.11	9.96		
20+15	100	0	75	0	QPSK	19.11	19.21	19.51	17.71	0.0590
20+15	1	0	1	74		11.03	11.21	11.46		
20+15	1	99	1	0		10.99	11.18	11.14		
20+15	100	0	75	0	16-QAM	19.16	19.28	19.55	17.75	0.0596
20+15	1	0	1	74		12.14	12.29	12.61		
20+15	1	99	1	0		11.94	12.28	12.51		
20+15	100	0	75	0	64-QAM	19.16	19.26	19.52	17.72	0.0592
20+15	1	0	1	74		10.94	11.10	11.20		
20+15	1	99	1	0		10.67	10.94	11.20		
20+15	100	0	75	0	256-QAM	18.21	18.32	18.61	16.81	0.0480
20+15	1	0	1	74		9.57	9.88	10.12		
20+15	1	99	1	0		9.73	9.76	9.99		
15+20	75	0	100	0	QPSK	19.13	19.26	19.50	17.70	0.0589
15+20	1	0	1	99		11.04	11.18	11.40		
15+20	1	74	1	0		11.01	11.19	11.37		
15+20	75	0	100	0	16-QAM	19.17	19.28	19.50	17.70	0.0589
15+20	1	0	1	99		12.05	11.98	12.41		
15+20	1	74	1	0		11.75	12.43	12.33		
15+20	75	0	100	0	64-QAM	19.15	19.28	19.52	17.72	0.0592
15+20	1	0	1	99		10.85	11.03	11.09		
15+20	1	74	1	0		10.79	11.09	11.29		
15+20	75	0	100	0	256-QAM	18.23	18.33	18.59	16.79	0.0478
15+20	1	0	1	99		9.68	9.87	10.11		
15+20	1	74	1	0		9.77	9.82	9.85		
Limit	EIRP < 2W					Result			Pass	



LTE Band 41C_CA Maximum Average Power [dBm] (GT - LC = -1.8 dB)										
BW [MHz]	PCC		SCC		Mod	Lowest	Middle	Highest	EIRP (dBm)	EIRP (W)
	RB Size	RB Offset	RB Size	RB Offset						
20+10	100	0	50	0	QPSK	19.11	19.22	19.51	17.71	0.0590
20+10	1	0	1	49		11.03	11.22	11.45		
20+10	1	99	1	0		10.99	11.18	11.37		
20+10	100	0	50	0	16-QAM	19.14	19.27	19.54	17.74	0.0594
20+10	1	0	1	49		12.10	12.37	12.39		
20+10	1	99	1	0		11.93	12.36	12.50		
20+10	100	0	50	0	64-QAM	19.15	19.26	19.54	17.74	0.0594
20+10	1	0	1	49		10.80	11.17	11.19		
20+10	1	99	1	0		10.50	11.12	11.19		
20+10	100	0	50	0	256-QAM	18.24	18.33	18.63	16.83	0.0482
20+10	1	0	1	49		9.75	9.88	10.02		
20+10	1	99	1	0		9.78	9.79	10.16		
10+20	50	0	100	0	QPSK	19.10	19.22	19.50	17.70	0.0589
10+20	1	0	1	99		11.00	11.17	11.39		
10+20	1	49	1	0		10.97	11.15	11.33		
10+20	50	0	100	0	16-QAM	19.13	19.21	19.52	17.72	0.0592
10+20	1	0	1	99		11.84	12.07	12.26		
10+20	1	49	1	0		11.74	12.27	12.18		
10+20	50	0	100	0	64-QAM	19.15	19.27	19.51	17.71	0.0590
10+20	1	0	1	99		10.91	11.03	11.10		
10+20	1	49	1	0		10.79	11.00	11.14		
10+20	50	0	100	0	256-QAM	18.23	18.38	18.64	16.84	0.0483
10+20	1	0	1	99		9.60	9.79	10.07		
10+20	1	49	1	0		9.41	9.83	9.91		
20+5	100	0	25	0	QPSK	19.09	19.23	19.51	17.71	0.0590
20+5	1	0	1	24		11.02	11.23	11.43		
20+5	1	99	1	0		10.95	11.14	11.32		
20+5	100	0	25	0	16-QAM	19.14	19.28	19.51	17.71	0.0590
20+5	1	0	1	24		11.88	12.15	12.37		
20+5	1	99	1	0		12.13	12.09	12.43		
20+5	100	0	25	0	64-QAM	19.12	19.26	19.50	17.70	0.0589
20+5	1	0	1	24		10.78	11.16	11.36		
20+5	1	99	1	0		10.87	10.86	11.19		
20+5	100	0	25	0	256-QAM	18.21	18.35	18.62	16.82	0.0481
20+5	1	0	1	24		9.43	9.89	10.02		
20+5	1	99	1	0		9.93	9.93	10.00		
Limit	EIRP < 2W					Result			Pass	



LTE Band 41C_CA Maximum Average Power [dBm] (GT - LC = -1.8 dB)										
BW [MHz]	PCC		SCC		Mod	Lowest	Middle	Highest	EIRP (dBm)	EIRP (W)
	RB Size	RB Offset	RB Size	RB Offset						
5+20	25	0	100	0	QPSK	19.13	19.31	19.47	17.67	0.0585
5+20	1	0	1	99		11.01	11.18	11.33		
5+20	1	24	1	0		10.95	11.14	11.28		
5+20	25	0	100	0	16-QAM	19.17	19.33	19.53	17.73	0.0593
5+20	1	0	1	99		12.02	12.35	12.37		
5+20	1	24	1	0		11.77	12.31	12.08		
5+20	25	0	100	0	64-QAM	19.16	19.30	19.48	17.68	0.0586
5+20	1	0	1	99		10.75	11.21	11.24		
5+20	1	24	1	0		10.89	10.95	11.06		
5+20	25	0	100	0	256-QAM	18.23	18.40	18.60	16.80	0.0479
5+20	1	0	1	99		9.74	9.86	9.86		
5+20	1	24	1	0		9.58	10.04	9.91		
15+10	75	0	50	0	QPSK	19.12	19.21	19.51	17.71	0.0590
15+10	1	0	1	49		11.03	11.18	11.41		
15+10	1	74	1	0		11.00	11.16	11.37		
15+10	75	0	50	0	16-QAM	19.15	19.25	19.50	17.70	0.0589
15+10	1	0	1	49		11.88	12.23	12.35		
15+10	1	74	1	0		11.98	12.27	12.42		
15+10	75	0	50	0	64-QAM	19.17	19.26	19.51	17.71	0.0590
15+10	1	0	1	49		10.92	11.08	11.19		
15+10	1	74	1	0		10.58	11.08	11.12		
15+10	75	0	50	0	256-QAM	18.25	18.35	18.60	16.80	0.0479
15+10	1	0	1	49		9.65	9.89	10.07		
15+10	1	74	1	0		9.73	10.04	10.03		
10+15	50	0	75	0	QPSK	19.10	19.24	19.33	17.53	0.0566
10+15	1	0	1	74		10.91	11.18	11.38		
10+15	1	49	1	0		10.98	11.16	11.35		
10+15	50	0	75	0	16-QAM	19.11	19.25	19.49	17.69	0.0587
10+15	1	0	1	74		12.18	12.18	12.17		
10+15	1	49	1	0		12.26	12.18	12.29		
10+15	50	0	75	0	64-QAM	19.16	19.29	19.52	17.72	0.0592
10+15	1	0	1	74		10.81	11.08	11.32		
10+15	1	49	1	0		10.86	10.89	11.12		
10+15	50	0	75	0	256-QAM	18.26	18.38	18.65	16.85	0.0484
10+15	1	0	1	74		9.54	9.82	9.98		
10+15	1	49	1	0		9.63	9.84	10.00		
Limit	EIRP < 2W					Result			Pass	



LTE Band 41C_CA Maximum Average Power [dBm] (GT - LC = -1.8 dB)										
15+15	75	0	75	0	QPSK	19.17	19.25	19.59	17.79	0.0601
15+15	1	0	1	74		11.08	11.29	11.48		
15+15	1	74	1	0		11.04	11.29	11.42		
15+15	75	0	75	0	16-QAM	19.22	19.32	19.58	17.78	0.0600
15+15	1	0	1	74		12.05	12.34	12.47		
15+15	1	74	1	0		13.42	12.43	12.42		
15+15	75	0	75	0	64-QAM	19.25	19.37	19.56	17.76	0.0597
15+15	1	0	1	74		10.90	11.11	11.24		
15+15	1	74	1	0		11.12	11.12	11.40		
15+15	75	0	75	0	256-QAM	18.26	18.35	18.59	16.79	0.0478
15+15	1	0	1	74		9.79	9.85	10.00		
15+15	1	74	1	0		9.64	9.82	10.11		
Limit	EIRP < 2W					Result			Pass	



<ASDIV Antenna>

LTE Band 2 Maximum Average Power [dBm] (GT - LC = -0.6 dB)								
BW [MHz]	RB Size	RB Offset	Mod	Lowest	Middle	Highest	EIRP (dBm)	EIRP (W)
20	1	0	QPSK	23.99	24.27	23.94	23.67	0.2328
20	1	49		23.95	24.01	23.90		
20	1	99		23.94	23.68	23.85		
20	50	0		22.69	22.71	22.59		
20	50	24		22.67	22.57	22.53		
20	50	50		22.65	22.41	22.54		
20	100	0		22.65	22.66	22.59		
20	1	0	16-QAM	22.78	23.19	22.73	22.59	0.1816
20	1	49		23.07	22.88	22.82		
20	1	99		22.90	22.61	23.12		
20	50	0		21.60	21.73	21.42		
20	50	24		21.66	21.58	21.51		
20	50	50		21.65	21.41	21.65		
20	100	0		21.63	21.55	21.56		
20	1	0	64-QAM	20.83	20.98	20.89	20.62	0.1153
20	1	49		20.96	20.83	20.78		
20	1	99		20.86	20.73	21.22		
20	50	0		19.86	19.81	19.74		
20	50	24		19.78	19.89	19.78		
20	50	50		19.72	19.73	19.72		
20	100	0		19.71	19.84	19.73		
20	1	0	256-QAM	17.84	17.92	17.76	17.42	0.0552
20	1	49		17.94	17.90	17.79		
20	1	99		17.78	17.75	18.02		
20	50	0		17.74	17.80	17.74		
20	50	24		17.78	17.84	17.77		
20	50	50		17.72	17.71	17.72		
20	100	0		17.71	17.88	17.84		
Limit	EIRP < 2W			Result			Pass	



LTE Band 2 Maximum Average Power [dBm] (GT - LC = -0.6 dB)								
BW [MHz]	RB Size	RB Offset	Mod	Lowest	Middle	Highest	EIRP (dBm)	EIRP (W)
15	1	0	QPSK	23.90	24.19	23.90	23.59	0.2286
15	1	37		23.81	23.89	23.82		
15	1	74		23.92	23.52	23.82		
15	36	0		22.73	22.90	22.64		
15	36	20		22.83	22.76	22.61		
15	36	39		22.85	22.61	22.60		
15	75	0		22.70	22.83	22.76		
15	1	0	16-QAM	22.82	23.30	22.84	22.70	0.1862
15	1	37		23.21	22.89	22.97		
15	1	74		22.91	22.65	23.23		
15	36	0		21.66	21.89	21.49		
15	36	20		21.68	21.75	21.53		
15	36	39		21.70	21.55	21.68		
15	75	0		21.75	21.73	21.66		
15	1	0	64-QAM	20.92	21.10	21.05	20.73	0.1183
15	1	37		21.12	20.86	20.97		
15	1	74		21.03	20.78	21.33		
15	36	0		19.86	19.98	19.81		
15	36	20		19.95	20.08	19.80		
15	36	39		19.79	19.79	19.89		
15	75	0		19.73	19.96	19.78		
15	1	0	256-QAM	17.99	18.10	17.87	17.50	0.0562
15	1	37		18.10	17.99	17.91		
15	1	74		17.89	17.76	18.10		
15	36	0		17.75	17.92	17.79		
15	36	20		17.97	17.84	17.94		
15	36	39		17.74	17.90	17.79		
15	75	0		17.87	17.94	17.98		
Limit	EIRP < 2W			Result			Pass	



LTE Band 2 Maximum Average Power [dBm] (GT - LC = -0.6 dB)								
BW [MHz]	RB Size	RB Offset	Mod	Lowest	Middle	Highest	EIRP (dBm)	EIRP (W)
10	1	0	QPSK	23.89	24.07	23.90	23.47	0.2223
10	1	25		23.85	23.83	23.90		
10	1	49		23.94	23.51	23.85		
10	25	0		22.75	22.71	22.59		
10	25	12		22.69	22.73	22.68		
10	25	25		22.66	22.53	22.69		
10	50	0		22.72	22.77	22.73		
10	1	0	16-QAM	22.78	23.32	22.93	22.72	0.1871
10	1	25		23.24	22.98	22.88		
10	1	49		23.02	22.81	23.24		
10	25	0		21.62	21.80	21.44		
10	25	12		21.83	21.69	21.54		
10	25	25		21.82	21.58	21.81		
10	50	0		21.76	21.74	21.75		
10	1	0	64-QAM	20.91	21.07	21.03	20.67	0.1167
10	1	25		21.14	20.83	20.91		
10	1	49		20.93	20.87	21.27		
10	25	0		20.05	20.00	19.77		
10	25	12		19.79	20.04	19.85		
10	25	25		19.80	19.92	19.77		
10	50	0		19.88	19.99	19.87		
10	1	0	256-QAM	17.97	17.96	17.93	17.60	0.0575
10	1	25		18.05	17.90	17.80		
10	1	49		17.79	17.77	18.20		
10	25	0		17.88	17.92	17.80		
10	25	12		17.79	17.99	17.77		
10	25	25		17.88	17.91	17.83		
10	50	0		17.74	17.90	18.00		
Limit	EIRP < 2W			Result			Pass	



LTE Band 2 Maximum Average Power [dBm] (GT - LC = -0.6 dB)								
BW [MHz]	RB Size	RB Offset	Mod	Lowest	Middle	Highest	EIRP (dBm)	EIRP (W)
5	1	0	QPSK	23.85	24.11	23.92	23.51	0.2244
5	1	12		23.92	23.85	23.81		
5	1	24		23.82	23.50	23.68		
5	12	0		22.87	22.77	22.68		
5	12	7		22.70	22.60	22.70		
5	12	13		22.81	22.50	22.73		
5	25	0		22.72	22.68	22.77		
5	1	0	16-QAM	22.96	23.21	22.88	22.63	0.1832
5	1	12		23.23	23.06	22.99		
5	1	24		23.10	22.79	23.15		
5	12	0		21.67	21.78	21.43		
5	12	7		21.75	21.64	21.69		
5	12	13		21.67	21.61	21.75		
5	25	0		21.72	21.65	21.66		
5	1	0	64-QAM	20.86	21.02	21.08	20.69	0.1172
5	1	12		21.13	20.90	20.84		
5	1	24		20.91	20.92	21.29		
5	12	0		19.90	19.99	19.89		
5	12	7		19.85	19.95	19.89		
5	12	13		19.84	19.92	19.73		
5	25	0		19.75	19.91	19.74		
5	1	0	256-QAM	17.87	18.05	17.77	17.46	0.0557
5	1	12		17.98	18.02	17.88		
5	1	24		17.83	17.82	18.06		
5	12	0		17.81	17.85	17.92		
5	12	7		17.85	17.91	17.86		
5	12	13		17.74	17.71	17.75		
5	25	0		17.71	18.01	17.98		
Limit	EIRP < 2W			Result			Pass	



LTE Band 2 Maximum Average Power [dBm] (GT - LC = -0.6 dB)								
BW [MHz]	RB Size	RB Offset	Mod	Lowest	Middle	Highest	EIRP (dBm)	EIRP (W)
3	1	0	QPSK	23.88	24.13	23.94	23.53	0.2254
3	1	8		23.86	23.91	23.77		
3	1	14		23.93	23.61	23.70		
3	8	0		22.73	22.89	22.78		
3	8	4		22.87	22.74	22.60		
3	8	7		22.65	22.61	22.55		
3	15	0		22.75	22.73	22.70		
3	1	0	16-QAM	22.88	23.31	22.84	22.71	0.1866
3	1	8		23.08	23.07	22.96		
3	1	14		23.01	22.80	23.31		
3	8	0		21.67	21.78	21.45		
3	8	4		21.82	21.61	21.65		
3	8	7		21.82	21.55	21.72		
3	15	0		21.75	21.69	21.66		
3	1	0	64-QAM	20.89	21.08	21.06	20.68	0.1169
3	1	8		21.07	20.84	20.90		
3	1	14		20.92	20.91	21.28		
3	8	0		20.01	19.84	19.92		
3	8	4		19.95	20.06	19.96		
3	8	7		19.80	19.93	19.87		
3	15	0		19.77	19.86	19.93		
3	1	0	256-QAM	17.87	17.92	17.90	17.50	0.0562
3	1	8		18.05	18.04	17.82		
3	1	14		17.86	17.94	18.10		
3	8	0		17.85	17.87	17.81		
3	8	4		17.96	17.92	17.84		
3	8	7		17.79	17.75	17.77		
3	15	0		17.72	18.06	17.85		
Limit	EIRP < 2W			Result			Pass	



LTE Band 2 Maximum Average Power [dBm] (GT - LC = -0.6 dB)								
BW [MHz]	RB Size	RB Offset	Mod	Lowest	Middle	Highest	EIRP (dBm)	EIRP (W)
1.4	1	0	QPSK	23.97	24.18	23.89	23.59	0.2286
1.4	1	3		23.82	23.86	23.85		
1.4	1	5		23.88	23.64	23.82		
1.4	3	0		23.97	24.19	23.83		
1.4	3	1		23.80	23.97	23.87		
1.4	3	3		23.76	23.67	23.73		
1.4	6	0		22.88	22.81	22.71		
1.4	1	0	16-QAM	22.79	22.77	22.62	22.71	0.1866
1.4	1	3		22.81	22.61	22.67		
1.4	1	5		22.67	22.71	22.72		
1.4	3	0		22.80	23.31	22.77		
1.4	3	1		23.15	23.07	22.86		
1.4	3	3		23.05	22.65	23.26		
1.4	6	0		21.64	21.92	21.53		
1.4	1	0	64-QAM	21.67	21.68	21.58	21.09	0.1285
1.4	1	3		21.61	21.58	21.69		
1.4	1	5		21.65	21.60	21.63		
1.4	3	0		21.01	21.10	21.04		
1.4	3	1		21.11	20.96	20.92		
1.4	3	3		21.05	20.87	21.23		
1.4	6	0		20.05	20.01	19.83		
1.4	1	0	256-QAM	17.95	18.06	17.81	17.60	0.0575
1.4	1	3		18.03	18.04	17.88		
1.4	1	5		17.79	17.83	18.20		
1.4	3	0		17.91	17.82	17.87		
1.4	3	1		17.80	18.04	17.84		
1.4	3	3		17.79	17.80	17.83		
1.4	6	0		17.81	17.94	17.86		
Limit	EIRP < 2W			Result			Pass	



LTE Band 25 Maximum Average Power [dBm] (GT - LC = -0.6 dB)								
BW [MHz]	RB Size	RB Offset	Mod	Lowest	Middle	Highest	EIRP (dBm)	EIRP (W)
20	1	0	QPSK	24.17	24.49	24.09	23.89	0.2449
20	1	49		24.16	24.17	24.08		
20	1	99		24.15	23.82	24.02		
20	50	0		22.79	22.88	22.78		
20	50	24		22.79	22.77	22.75		
20	50	50		22.74	22.61	22.72		
20	100	0		22.88	22.92	22.72		
20	1	0	16-QAM	23.01	23.51	22.96	22.91	0.1954
20	1	49		23.27	22.95	23.02		
20	1	99		23.08	22.76	23.13		
20	50	0		21.78	21.89	21.57		
20	50	24		21.86	21.78	21.77		
20	50	50		21.81	21.63	21.96		
20	100	0		21.83	21.77	21.79		
20	1	0	64-QAM	20.84	21.30	20.73	20.70	0.1175
20	1	49		21.07	21.02	20.84		
20	1	99		20.92	20.88	21.16		
20	50	0		19.87	19.98	19.73		
20	50	24		19.94	19.87	19.79		
20	50	50		19.93	19.69	19.93		
20	100	0		19.87	19.83	19.80		
20	1	0	256-QAM	17.76	18.28	17.89	17.68	0.0586
20	1	49		18.09	18.14	17.80		
20	1	99		17.95	17.89	18.19		
20	50	0		17.87	18.02	17.85		
20	50	24		17.93	17.86	17.79		
20	50	50		17.89	17.86	17.90		
20	100	0		17.86	17.81	17.81		
Limit	EIRP < 2W			Result			Pass	



LTE Band 25 Maximum Average Power [dBm] (GT - LC = -0.6 dB)								
BW [MHz]	RB Size	RB Offset	Mod	Lowest	Middle	Highest	EIRP (dBm)	EIRP (W)
15	1	0	QPSK	24.10	24.31	24.03	23.71	0.2350
15	1	37		23.99	24.00	24.05		
15	1	74		24.13	23.77	23.91		
15	36	0		22.88	22.92	22.78		
15	36	20		22.84	22.88	22.78		
15	36	39		22.79	22.78	22.74		
15	75	0		22.99	23.12	22.73		
15	1	0	16-QAM	23.14	23.57	22.99	22.97	0.1982
15	1	37		23.37	22.95	23.21		
15	1	74		23.21	22.95	23.21		
15	36	0		21.86	21.90	21.74		
15	36	20		21.90	21.87	21.96		
15	36	39		21.86	21.79	22.16		
15	75	0		21.95	21.96	21.96		
15	1	0	64-QAM	20.94	21.34	20.90	20.74	0.1186
15	1	37		21.21	21.20	20.87		
15	1	74		21.11	20.91	21.20		
15	36	0		20.00	19.99	19.77		
15	36	20		19.96	20.05	19.79		
15	36	39		20.09	19.76	20.00		
15	75	0		19.90	19.99	19.90		
15	1	0	256-QAM	17.96	18.43	18.08	17.83	0.0607
15	1	37		18.20	18.22	17.98		
15	1	74		18.10	17.90	18.35		
15	36	0		17.98	18.16	17.91		
15	36	20		18.09	18.02	17.93		
15	36	39		18.08	18.00	18.10		
15	75	0		17.90	18.01	17.96		
Limit	EIRP < 2W			Result			Pass	



LTE Band 25 Maximum Average Power [dBm] (GT - LC = -0.6 dB)								
BW [MHz]	RB Size	RB Offset	Mod	Lowest	Middle	Highest	EIRP (dBm)	EIRP (W)
10	1	0	QPSK	23.97	24.36	24.00	23.76	0.2377
10	1	25		24.16	23.97	23.90		
10	1	49		23.98	23.70	23.91		
10	25	0		22.97	23.07	22.88		
10	25	12		22.80	22.78	22.81		
10	25	25		22.81	22.79	22.79		
10	50	0		22.95	22.93	22.77		
10	1	0	16-QAM	23.06	23.61	23.07	23.01	0.2000
10	1	25		23.32	23.05	23.21		
10	1	49		23.23	22.96	23.26		
10	25	0		21.81	22.00	21.75		
10	25	12		21.95	21.91	21.81		
10	25	25		21.87	21.73	22.01		
10	50	0		21.84	21.93	21.92		
10	1	0	64-QAM	20.97	21.33	20.83	20.73	0.1183
10	1	25		21.17	21.17	20.85		
10	1	49		21.09	20.97	21.24		
10	25	0		20.06	20.13	19.80		
10	25	12		20.04	20.07	19.80		
10	25	25		20.13	19.85	19.96		
10	50	0		20.02	20.02	19.81		
10	1	0	256-QAM	17.94	18.41	17.92	17.81	0.0604
10	1	25		18.27	18.28	17.88		
10	1	49		18.12	17.97	18.25		
10	25	0		18.03	18.12	18.00		
10	25	12		17.97	18.03	17.82		
10	25	25		17.98	18.06	18.10		
10	50	0		17.89	17.94	17.84		
Limit	EIRP < 2W			Result			Pass	



LTE Band 25 Maximum Average Power [dBm] (GT - LC = -0.6 dB)								
BW [MHz]	RB Size	RB Offset	Mod	Lowest	Middle	Highest	EIRP (dBm)	EIRP (W)
5	1	0	QPSK	23.98	24.31	24.04	23.71	0.2350
5	1	12		24.07	24.14	23.94		
5	1	24		24.01	23.66	23.96		
5	12	0		22.85	23.01	22.94		
5	12	7		22.82	22.95	22.86		
5	12	13		22.79	22.75	22.77		
5	25	0		23.03	23.11	22.86		
5	1	0	16-QAM	23.09	23.58	22.96	22.98	0.1986
5	1	12		23.34	23.11	23.05		
5	1	24		23.25	22.83	23.17		
5	12	0		21.93	21.99	21.73		
5	12	7		22.04	21.86	21.93		
5	12	13		21.95	21.77	22.10		
5	25	0		21.94	21.97	21.92		
5	1	0	64-QAM	21.01	21.35	20.90	20.75	0.1189
5	1	12		21.08	21.15	21.04		
5	1	24		21.07	20.91	21.30		
5	12	0		19.87	20.00	19.89		
5	12	7		20.03	19.87	19.79		
5	12	13		19.97	19.81	20.03		
5	25	0		19.93	20.03	19.96		
5	1	0	256-QAM	17.83	18.30	17.99	17.75	0.0596
5	1	12		18.27	18.15	17.89		
5	1	24		17.98	17.99	18.35		
5	12	0		17.91	18.13	18.01		
5	12	7		17.93	17.88	17.81		
5	12	13		17.90	18.04	18.09		
5	25	0		18.00	17.85	18.00		
Limit	EIRP < 2W			Result			Pass	



LTE Band 25 Maximum Average Power [dBm] (GT - LC = -0.6 dB)								
BW [MHz]	RB Size	RB Offset	Mod	Lowest	Middle	Highest	EIRP (dBm)	EIRP (W)
3	1	0	QPSK	24.08	24.45	23.98	23.85	0.2427
3	1	8		24.04	23.99	24.03		
3	1	14		23.98	23.70	23.98		
3	8	0		22.84	23.04	22.83		
3	8	4		22.96	22.82	22.77		
3	8	7		22.86	22.80	22.82		
3	15	0		22.94	23.06	22.80		
3	1	0	16-QAM	23.06	23.55	23.01	22.95	0.1972
3	1	8		23.32	22.96	23.04		
3	1	14		23.26	22.87	23.24		
3	8	0		21.93	22.09	21.77		
3	8	4		21.93	21.98	21.92		
3	8	7		21.99	21.81	21.99		
3	15	0		21.85	21.91	21.81		
3	1	0	64-QAM	20.87	21.47	20.80	20.87	0.1222
3	1	8		21.17	21.04	21.02		
3	1	14		20.99	20.89	21.24		
3	8	0		20.00	20.10	19.86		
3	8	4		20.13	19.87	19.94		
3	8	7		19.98	19.71	20.02		
3	15	0		20.00	19.91	19.80		
3	1	0	256-QAM	17.91	18.29	17.96	17.69	0.0587
3	1	8		18.25	18.24	17.82		
3	1	14		18.06	18.08	18.26		
3	8	0		17.88	18.04	18.03		
3	8	4		17.95	17.93	17.83		
3	8	7		18.03	17.91	17.98		
3	15	0		18.01	18.01	18.01		
Limit	EIRP < 2W			Result			Pass	



LTE Band 25 Maximum Average Power [dBm] (GT - LC = -0.6 dB)								
BW [MHz]	RB Size	RB Offset	Mod	Lowest	Middle	Highest	EIRP (dBm)	EIRP (W)
1.4	1	0	QPSK	24.11	24.46	23.91	23.86	0.2432
1.4	1	3		24.01	24.00	23.93		
1.4	1	5		24.09	23.65	23.90		
1.4	3	0		24.02	24.43	24.00		
1.4	3	1		24.06	24.11	24.02		
1.4	3	3		24.07	23.65	23.98		
1.4	6	0		22.79	23.04	22.94		
1.4	1	0	16-QAM	22.88	22.91	22.76	23.01	0.2000
1.4	1	3		22.81	22.74	22.92		
1.4	1	5		22.96	22.96	22.90		
1.4	3	0		23.21	23.61	23.14		
1.4	3	1		23.41	23.05	23.13		
1.4	3	3		23.14	22.87	23.14		
1.4	6	0		21.93	21.99	21.61		
1.4	1	0	64-QAM	21.69	21.59	21.62	21.10	0.1288
1.4	1	3		21.68	21.62	21.64		
1.4	1	5		21.67	21.70	21.62		
1.4	3	0		20.87	21.44	20.80		
1.4	3	1		21.09	21.08	20.91		
1.4	3	3		20.95	21.00	21.29		
1.4	6	0		19.87	20.09	19.74		
1.4	1	0	256-QAM	17.96	18.32	18.04	17.72	0.0592
1.4	1	3		18.14	18.16	17.90		
1.4	1	5		17.95	17.98	18.23		
1.4	3	0		17.96	18.18	18.02		
1.4	3	1		18.09	17.96	17.79		
1.4	3	3		18.01	17.99	17.90		
1.4	6	0		18.05	17.91	17.83		
Limit	EIRP < 2W			Result			Pass	



LTE Band 4 Maximum Average Power [dBm] (GT - LC = 0.4 dB)								
BW [MHz]	RB Size	RB Offset	Mod	Lowest	Middle	Highest	EIRP (dBm)	EIRP (W)
20	1	0	QPSK	24.23	24.15	24.28	24.68	0.2938
20	1	49		24.17	24.12	24.16		
20	1	99		24.14	24.10	23.91		
20	50	0		22.79	22.79	22.86		
20	50	24		22.72	22.72	22.78		
20	50	50		22.78	22.73	22.72		
20	100	0		22.82	22.83	22.85		
20	1	0	16-QAM	22.98	22.95	23.06	23.70	0.2344
20	1	49		23.30	22.94	22.92		
20	1	99		23.15	22.98	22.86		
20	50	0		21.76	21.74	21.78		
20	50	24		21.81	21.80	21.75		
20	50	50		21.87	21.81	21.68		
20	100	0		21.79	21.79	21.76		
20	1	0	64-QAM	20.96	20.96	20.95	21.64	0.1459
20	1	49		21.11	20.97	20.93		
20	1	99		21.24	21.04	20.84		
20	50	0		19.89	19.90	19.93		
20	50	24		19.94	19.93	19.90		
20	50	50		19.97	19.90	19.84		
20	100	0		19.89	19.90	19.86		
20	1	0	256-QAM	17.71	17.80	17.91	18.43	0.0697
20	1	49		17.96	17.85	17.81		
20	1	99		18.03	17.90	17.72		
20	50	0		17.79	17.92	17.86		
20	50	24		17.99	17.84	17.81		
20	50	50		17.90	17.84	17.75		
20	100	0		17.84	17.84	17.78		
Limit	EIRP < 1W			Result			Pass	



LTE Band 4 Maximum Average Power [dBm] (GT - LC = 0.4 dB)								
BW [MHz]	RB Size	RB Offset	Mod	Lowest	Middle	Highest	EIRP (dBm)	EIRP (W)
15	1	0	QPSK	24.20	24.14	24.22	24.62	0.2897
15	1	37		24.14	24.05	23.96		
15	1	74		24.01	23.99	23.89		
15	36	0		22.85	22.85	22.95		
15	36	20		22.82	22.77	22.84		
15	36	39		22.85	22.83	22.87		
15	75	0		23.01	22.93	22.87		
15	1	0	16-QAM	23.05	23.10	23.15	23.80	0.2399
15	1	37		23.40	23.03	22.98		
15	1	74		23.21	23.16	23.00		
15	36	0		21.77	21.93	21.94		
15	36	20		21.94	22.00	21.77		
15	36	39		22.01	21.89	21.72		
15	75	0		21.80	21.90	21.89		
15	1	0	64-QAM	21.00	21.14	20.96	21.76	0.1500
15	1	37		21.19	21.11	21.09		
15	1	74		21.36	21.14	20.87		
15	36	0		19.94	20.06	19.93		
15	36	20		20.11	20.03	20.01		
15	36	39		20.17	20.03	19.91		
15	75	0		20.09	20.09	20.02		
15	1	0	256-QAM	17.89	17.91	17.98	18.55	0.0716
15	1	37		18.15	18.03	17.97		
15	1	74		18.05	17.91	17.75		
15	36	0		17.97	18.00	18.06		
15	36	20		18.05	18.00	17.84		
15	36	39		18.06	17.86	17.84		
15	75	0		18.00	18.04	17.89		
Limit	EIRP < 1W			Result			Pass	



LTE Band 4 Maximum Average Power [dBm] (GT - LC = 0.4 dB)								
BW [MHz]	RB Size	RB Offset	Mod	Lowest	Middle	Highest	EIRP (dBm)	EIRP (W)
10	1	0	QPSK	24.05	23.98	24.16	24.56	0.2858
10	1	25		24.16	24.08	24.09		
10	1	49		24.02	24.08	23.89		
10	25	0		22.95	22.99	23.01		
10	25	12		22.73	22.75	22.89		
10	25	25		22.94	22.85	22.89		
10	50	0		22.87	22.91	23.01		
10	1	0	16-QAM	23.17	23.14	23.14	23.89	0.2449
10	1	25		23.49	22.97	23.07		
10	1	49		23.19	23.11	22.88		
10	25	0		21.84	21.91	21.94		
10	25	12		21.92	22.00	21.86		
10	25	25		21.90	21.86	21.84		
10	50	0		21.82	21.79	21.92		
10	1	0	64-QAM	21.08	21.13	21.14	21.76	0.1500
10	1	25		21.13	20.98	20.94		
10	1	49		21.36	21.13	21.03		
10	25	0		20.08	19.96	20.02		
10	25	12		20.02	20.13	20.00		
10	25	25		20.02	19.91	20.00		
10	50	0		19.96	20.06	19.92		
10	1	0	256-QAM	17.72	17.88	17.92	18.60	0.0724
10	1	25		18.04	17.92	17.90		
10	1	49		18.20	17.92	17.82		
10	25	0		17.81	18.06	18.02		
10	25	12		18.05	17.87	17.97		
10	25	25		17.93	17.85	17.76		
10	50	0		17.84	17.92	17.94		
Limit	EIRP < 1W			Result			Pass	



LTE Band 4 Maximum Average Power [dBm] (GT - LC = 0.4 dB)								
BW [MHz]	RB Size	RB Offset	Mod	Lowest	Middle	Highest	EIRP (dBm)	EIRP (W)
5	1	0	QPSK	24.21	24.13	24.14	24.61	0.2891
5	1	12		24.06	24.01	24.01		
5	1	24		23.96	24.05	23.85		
5	12	0		22.81	22.81	22.99		
5	12	7		22.89	22.90	22.85		
5	12	13		22.89	22.74	22.88		
5	25	0		22.88	22.88	22.85		
5	1	0	16-QAM	22.99	22.99	23.21	23.88	0.2443
5	1	12		23.48	23.09	23.07		
5	1	24		23.26	23.13	22.86		
5	12	0		21.96	21.92	21.93		
5	12	7		21.89	22.00	21.87		
5	12	13		22.06	22.00	21.88		
5	25	0		21.94	21.94	21.96		
5	1	0	64-QAM	21.05	20.96	21.08	21.70	0.1479
5	1	12		21.30	21.05	20.97		
5	1	24		21.25	21.07	20.89		
5	12	0		20.09	19.93	20.10		
5	12	7		20.11	20.00	20.01		
5	12	13		20.11	20.00	19.91		
5	25	0		19.94	19.94	19.92		
5	1	0	256-QAM	17.73	17.93	18.04	18.60	0.0724
5	1	12		18.15	17.87	18.00		
5	1	24		18.20	18.09	17.79		
5	12	0		17.94	18.02	17.96		
5	12	7		18.09	17.85	17.94		
5	12	13		17.96	17.95	17.92		
5	25	0		17.85	17.98	17.84		
Limit	EIRP < 1W			Result			Pass	



LTE Band 4 Maximum Average Power [dBm] (GT - LC = 0.4 dB)								
BW [MHz]	RB Size	RB Offset	Mod	Lowest	Middle	Highest	EIRP (dBm)	EIRP (W)
3	1	0	QPSK	24.08	23.98	24.14	24.54	0.2844
3	1	8		24.03	24.12	23.97		
3	1	14		23.97	24.08	23.77		
3	8	0		22.96	22.81	22.93		
3	8	4		22.74	22.74	22.92		
3	8	7		22.95	22.76	22.74		
3	15	0		22.98	23.03	23.02		
3	1	0	16-QAM	22.98	22.98	23.07	23.89	0.2449
3	1	8		23.49	22.94	23.00		
3	1	14		23.16	23.09	22.98		
3	8	0		21.79	21.80	21.87		
3	8	4		21.95	21.82	21.87		
3	8	7		21.92	21.99	21.73		
3	15	0		21.86	21.99	21.77		
3	1	0	64-QAM	20.99	21.15	20.97	21.82	0.1521
3	1	8		21.27	21.06	21.10		
3	1	14		21.42	21.20	20.98		
3	8	0		20.09	20.09	20.10		
3	8	4		20.07	20.11	20.09		
3	8	7		20.07	20.01	19.87		
3	15	0		20.08	19.93	19.91		
3	1	0	256-QAM	17.85	17.95	17.98	18.58	0.0721
3	1	8		18.03	17.88	17.86		
3	1	14		18.18	17.94	17.79		
3	8	0		17.95	18.03	17.89		
3	8	4		18.04	17.94	17.98		
3	8	7		17.94	18.04	17.78		
3	15	0		17.95	18.01	17.78		
Limit	EIRP < 1W			Result			Pass	



LTE Band 4 Maximum Average Power [dBm] (GT - LC = 0.4 dB)								
BW [MHz]	RB Size	RB Offset	Mod	Lowest	Middle	Highest	EIRP (dBm)	EIRP (W)
1.4	1	0	QPSK	24.19	24.11	24.24	24.64	0.2911
1.4	1	3		24.17	23.99	24.01		
1.4	1	5		24.10	23.97	23.83		
1.4	3	0		24.15	24.08	24.21		
1.4	3	1		24.00	24.09	24.02		
1.4	3	3		24.05	23.98	23.78		
1.4	6	0		22.93	22.93	22.98		
1.4	1	0	16-QAM	22.90	22.75	22.87	23.90	0.2455
1.4	1	3		22.96	22.77	22.89		
1.4	1	5		22.99	22.84	23.01		
1.4	3	0		23.11	23.09	23.12		
1.4	3	1		23.50	23.12	23.07		
1.4	3	3		23.30	23.07	22.91		
1.4	6	0		21.88	21.85	21.95		
1.4	1	0	64-QAM	21.69	21.61	21.64	22.10	0.1622
1.4	1	3		21.67	21.70	21.59		
1.4	1	5		21.64	21.67	21.62		
1.4	3	0		20.96	21.00	21.13		
1.4	3	1		21.21	20.97	21.00		
1.4	3	3		21.42	21.22	20.84		
1.4	6	0		20.06	19.95	20.01		
1.4	1	0	256-QAM	17.81	17.93	18.11	18.54	0.0714
1.4	1	3		18.14	17.91	17.98		
1.4	1	5		18.07	18.09	17.88		
1.4	3	0		17.96	17.98	17.87		
1.4	3	1		18.04	17.96	17.95		
1.4	3	3		18.02	17.93	17.86		
1.4	6	0		17.86	17.93	17.93		
Limit	EIRP < 1W			Result			Pass	



LTE Band 5 Maximum Average Power [dBm] (GT - LC = -5.2 dB)								
BW [MHz]	RB Size	RB Offset	Mod	Lowest	Middle	Highest	ERP (dBm)	ERP (W)
10	1	0	QPSK	24.26	24.34	24.28	16.99	0.0500
10	1	25		24.09	24.03	24.08		
10	1	49		24.15	24.05	24.13		
10	25	0		23.22	23.23	23.26		
10	25	12		23.23	23.22	23.25		
10	25	25		23.09	23.16	23.22		
10	50	0		23.23	23.17	23.32		
10	1	0	16-QAM	23.33	23.56	23.35	16.23	0.0420
10	1	25		23.34	23.18	23.16		
10	1	49		23.58	23.17	23.30		
10	25	0		22.27	22.20	22.23		
10	25	12		22.20	22.13	22.21		
10	25	25		22.24	22.01	22.16		
10	50	0		22.09	22.18	22.17		
10	1	0	64-QAM	22.25	22.51	22.37	15.16	0.0328
10	1	25		22.45	22.02	21.89		
10	1	49		22.51	22.28	22.18		
10	25	0		21.39	21.19	21.31		
10	25	12		21.20	21.22	21.23		
10	25	25		21.29	21.14	21.19		
10	50	0		21.26	21.28	21.30		
10	1	0	256-QAM	19.12	19.18	19.12	11.83	0.0152
10	1	25		18.88	19.01	18.91		
10	1	49		18.94	19.07	18.92		
10	25	0		19.07	19.14	19.05		
10	25	12		18.98	19.11	19.03		
10	25	25		18.90	19.04	18.97		
10	50	0		18.99	19.08	18.99		
Limit	ERP < 7W			Result			Pass	



LTE Band 5 Maximum Average Power [dBm] (GT - LC = -5.2 dB)								
BW [MHz]	RB Size	RB Offset	Mod	Lowest	Middle	Highest	ERP (dBm)	ERP (W)
5	1	0	QPSK	24.11	24.32	24.27	16.97	0.0498
5	1	12		23.90	23.87	24.01		
5	1	24		24.11	23.94	24.00		
5	12	0		23.04	23.14	23.18		
5	12	7		23.23	23.22	23.11		
5	12	13		23.06	22.99	23.19		
5	25	0		23.16	23.16	23.29		
5	1	0	16-QAM	23.25	23.48	23.35	16.23	0.0420
5	1	12		23.25	23.15	22.96		
5	1	24		23.58	23.12	23.19		
5	12	0		22.16	22.09	22.05		
5	12	7		22.20	22.06	22.06		
5	12	13		22.12	21.99	22.12		
5	25	0		22.02	22.07	21.97		
5	1	0	64-QAM	22.25	22.51	22.22	15.16	0.0328
5	1	12		22.40	21.95	21.88		
5	1	24		22.40	22.24	22.10		
5	12	0		21.19	21.18	21.11		
5	12	7		21.19	21.11	21.06		
5	12	13		21.13	21.10	21.16		
5	25	0		21.14	21.28	21.17		
5	1	0	256-QAM	18.96	19.06	19.10	11.78	0.0151
5	1	12		18.70	19.00	18.83		
5	1	24		18.77	19.04	18.90		
5	12	0		18.92	19.13	18.96		
5	12	7		18.80	19.01	18.99		
5	12	13		18.73	18.89	18.79		
5	25	0		18.95	19.02	18.92		
Limit	ERP < 7W			Result			Pass	



LTE Band 5 Maximum Average Power [dBm] (GT - LC = -5.2 dB)								
BW [MHz]	RB Size	RB Offset	Mod	Lowest	Middle	Highest	ERP (dBm)	ERP (W)
3	1	0	QPSK	24.17	24.18	24.08	16.83	0.0482
3	1	8		23.96	23.89	24.08		
3	1	14		24.09	23.90	24.02		
3	8	0		23.22	23.13	23.16		
3	8	4		23.06	23.21	23.06		
3	8	7		22.96	23.16	23.19		
3	15	0		23.20	22.98	23.29		
3	1	0	16-QAM	23.24	23.51	23.15	16.21	0.0418
3	1	8		23.15	23.07	23.14		
3	1	14		23.56	23.02	23.10		
3	8	0		22.07	22.09	22.18		
3	8	4		22.08	22.04	22.18		
3	8	7		22.18	21.97	22.03		
3	15	0		22.09	22.14	22.08		
3	1	0	64-QAM	22.07	22.36	22.37	15.15	0.0327
3	1	8		22.39	21.97	21.85		
3	1	14		22.50	22.10	22.18		
3	8	0		21.24	21.10	21.28		
3	8	4		21.18	21.02	21.04		
3	8	7		21.15	21.03	21.03		
3	15	0		21.14	21.08	21.14		
3	1	0	256-QAM	19.01	19.11	18.93	11.76	0.0150
3	1	8		18.80	18.93	18.77		
3	1	14		18.81	18.97	18.77		
3	8	0		18.94	18.94	18.90		
3	8	4		18.93	19.08	19.02		
3	8	7		18.82	18.90	18.90		
3	15	0		18.83	18.97	18.90		
Limit	ERP < 7W			Result			Pass	



LTE Band 5 Maximum Average Power [dBm] (GT - LC = -5.2 dB)								
BW [MHz]	RB Size	RB Offset	Mod	Lowest	Middle	Highest	ERP (dBm)	ERP (W)
1.4	1	0	QPSK	24.17	24.18	24.08	16.83	0.0482
1.4	1	3		23.96	23.89	24.08		
1.4	1	5		24.09	23.90	24.02		
1.4	3	0		24.17	24.18	24.08		
1.4	3	1		23.96	23.89	24.08		
1.4	3	3		24.09	23.90	24.02		
1.4	6	0		23.20	22.98	23.29		
1.4	1	0	16-QAM	23.24	23.51	23.15	16.21	0.0418
1.4	1	3		23.15	23.07	23.14		
1.4	1	5		23.56	23.02	23.10		
1.4	3	0		23.24	23.51	23.15		
1.4	3	1		23.15	23.07	23.14		
1.4	3	3		23.56	23.02	23.10		
1.4	6	0		22.09	22.14	22.08		
1.4	1	0	64-QAM	22.07	22.36	22.37	15.15	0.0327
1.4	1	3		22.39	21.97	21.85		
1.4	1	5		22.50	22.10	22.18		
1.4	3	0		22.07	22.36	22.37		
1.4	3	1		22.39	21.97	21.85		
1.4	3	3		22.50	22.10	22.18		
1.4	6	0		21.14	21.08	21.14		
1.4	1	0	256-QAM	19.01	19.11	18.93	11.76	0.0150
1.4	1	3		18.80	18.93	18.77		
1.4	1	5		18.81	18.97	18.77		
1.4	3	0		19.01	19.11	18.93		
1.4	3	1		18.80	18.93	18.77		
1.4	3	3		18.81	18.97	18.77		
1.4	6	0		18.83	18.97	18.90		
Limit	ERP < 7W			Result			Pass	



LTE Band 7 Maximum Average Power [dBm] (GT - LC = -0.1 dB)								
BW [MHz]	RB Size	RB Offset	Mod	Lowest	Middle	Highest	EIRP (dBm)	EIRP (W)
20	1	0	QPSK	24.28	23.93	23.83	24.18	0.2618
20	1	49		24.10	23.85	23.80		
20	1	99		23.93	23.48	23.58		
20	50	0		23.14	22.89	22.68		
20	50	24		23.17	22.71	22.62		
20	50	50		23.01	22.62	22.54		
20	100	0		23.02	22.60	22.59		
20	1	0	16-QAM	22.93	23.26	23.00	23.28	0.2128
20	1	49		23.38	23.03	22.54		
20	1	99		23.05	22.84	22.61		
20	50	0		22.00	21.69	21.46		
20	50	24		21.95	21.68	21.53		
20	50	50		21.92	21.55	21.45		
20	100	0		22.03	21.71	21.44		
20	1	0	64-QAM	22.49	22.10	22.07	22.39	0.1734
20	1	49		22.27	21.71	21.70		
20	1	99		22.27	22.09	21.85		
20	50	0		21.26	21.06	20.86		
20	50	24		21.28	20.93	20.82		
20	50	50		21.15	20.89	20.74		
20	100	0		21.18	20.97	20.75		
20	1	0	256-QAM	19.44	19.25	18.91	19.34	0.0859
20	1	49		19.31	19.20	18.79		
20	1	99		19.25	19.08	18.74		
20	50	0		19.11	18.95	18.55		
20	50	24		19.11	18.92	18.53		
20	50	50		19.01	18.88	18.45		
20	100	0		19.07	18.89	18.54		
Limit	EIRP < 2W			Result			Pass	



LTE Band 7 Maximum Average Power [dBm] (GT - LC = -0.1 dB)								
BW [MHz]	RB Size	RB Offset	Mod	Lowest	Middle	Highest	EIRP (dBm)	EIRP (W)
15	1	0	QPSK	24.18	23.86	23.68	24.08	0.2559
15	1	37		24.09	23.77	23.67		
15	1	74		23.87	23.34	23.53		
15	36	0		23.09	22.82	22.56		
15	36	20		23.15	22.60	22.46		
15	36	39		22.99	22.60	22.48		
15	75	0		23.02	22.59	22.52		
15	1	0	16-QAM	22.92	23.08	22.81	23.13	0.2056
15	1	37		23.23	23.01	22.41		
15	1	74		22.94	22.80	22.59		
15	36	0		21.90	21.67	21.45		
15	36	20		21.94	21.64	21.39		
15	36	39		21.89	21.40	21.37		
15	75	0		21.86	21.57	21.41		
15	1	0	64-QAM	22.40	22.06	21.91	22.30	0.1698
15	1	37		22.13	21.66	21.53		
15	1	74		22.17	22.09	21.73		
15	36	0		21.16	21.00	20.72		
15	36	20		21.10	20.89	20.72		
15	36	39		21.05	20.76	20.54		
15	75	0		21.13	20.81	20.69		
15	1	0	256-QAM	19.29	19.13	18.80	19.19	0.0830
15	1	37		19.19	19.19	18.61		
15	1	74		19.22	18.91	18.54		
15	36	0		18.98	18.90	18.48		
15	36	20		18.91	18.80	18.37		
15	36	39		18.98	18.74	18.30		
15	75	0		19.07	18.81	18.50		
Limit	EIRP < 2W			Result			Pass	



LTE Band 7 Maximum Average Power [dBm] (GT - LC = -0.1 dB)								
BW [MHz]	RB Size	RB Offset	Mod	Lowest	Middle	Highest	EIRP (dBm)	EIRP (W)
10	1	0	QPSK	24.28	23.81	23.67	24.18	0.2618
10	1	25		23.99	23.69	23.69		
10	1	49		23.86	23.45	23.43		
10	25	0		23.01	22.72	22.48		
10	25	12		23.09	22.64	22.55		
10	25	25		23.00	22.52	22.46		
10	50	0		22.96	22.53	22.43		
10	1	0	16-QAM	22.76	23.13	22.81	23.25	0.2113
10	1	25		23.35	22.91	22.35		
10	1	49		23.01	22.70	22.56		
10	25	0		21.81	21.54	21.33		
10	25	12		21.79	21.66	21.33		
10	25	25		21.92	21.38	21.44		
10	50	0		21.90	21.56	21.31		
10	1	0	64-QAM	22.30	21.90	22.03	22.20	0.1660
10	1	25		22.11	21.66	21.64		
10	1	49		22.25	22.02	21.77		
10	25	0		21.25	20.89	20.71		
10	25	12		21.09	20.88	20.69		
10	25	25		21.05	20.78	20.58		
10	50	0		21.12	20.79	20.75		
10	1	0	256-QAM	19.33	19.21	18.88	19.23	0.0838
10	1	25		19.15	19.04	18.68		
10	1	49		19.06	18.96	18.67		
10	25	0		19.09	18.95	18.51		
10	25	12		19.11	18.81	18.34		
10	25	25		19.00	18.73	18.37		
10	50	0		19.07	18.79	18.48		
Limit	EIRP < 2W			Result			Pass	



LTE Band 7 Maximum Average Power [dBm] (GT - LC = -0.1 dB)								
BW [MHz]	RB Size	RB Offset	Mod	Lowest	Middle	Highest	EIRP (dBm)	EIRP (W)
5	1	0	QPSK	24.24	23.82	23.69	24.14	0.2594
5	1	12		23.94	23.80	23.79		
5	1	24		23.93	23.43	23.56		
5	12	0		22.94	22.74	22.53		
5	12	7		23.07	22.67	22.60		
5	12	13		22.87	22.46	22.39		
5	25	0		23.02	22.40	22.50		
5	1	0	16-QAM	22.74	23.10	22.89	23.18	0.2080
5	1	12		23.28	22.99	22.50		
5	1	24		23.04	22.84	22.45		
5	12	0		21.85	21.49	21.36		
5	12	7		21.85	21.50	21.45		
5	12	13		21.75	21.43	21.43		
5	25	0		21.95	21.69	21.24		
5	1	0	64-QAM	22.34	22.10	21.99	22.24	0.1675
5	1	12		22.20	21.70	21.53		
5	1	24		22.27	21.92	21.77		
5	12	0		21.26	20.91	20.81		
5	12	7		21.22	20.74	20.72		
5	12	13		21.02	20.71	20.66		
5	25	0		21.13	20.94	20.71		
5	1	0	256-QAM	19.33	19.16	18.82	19.23	0.0838
5	1	12		19.12	19.12	18.68		
5	1	24		19.08	18.99	18.57		
5	12	0		18.99	18.95	18.37		
5	12	7		19.03	18.80	18.33		
5	12	13		18.86	18.73	18.41		
5	25	0		18.95	18.75	18.36		
Limit	EIRP < 2W			Result			Pass	



LTE Band 12 Maximum Average Power [dBm] (GT - LC = -6.2 dB)								
BW [MHz]	RB Size	RB Offset	Mod	Lowest	Middle	Highest	ERP (dBm)	ERP (W)
10	1	0	QPSK	24.65	24.70	24.76	16.41	0.0438
10	1	25		24.50	24.61	24.42		
10	1	49		24.51	24.53	24.49		
10	25	0		23.83	23.84	23.79		
10	25	12		23.74	23.82	23.80		
10	25	25		23.70	23.72	23.77		
10	50	0		23.81	23.83	23.82		
10	1	0	16-QAM	23.82	23.86	23.96	15.63	0.0366
10	1	25		23.74	23.98	23.75		
10	1	49		23.83	23.28	23.13		
10	25	0		22.83	22.84	22.81		
10	25	12		22.70	22.83	22.70		
10	25	25		22.61	22.71	22.74		
10	50	0		22.75	22.74	22.87		
10	1	0	64-QAM	22.88	23.00	22.91	14.65	0.0292
10	1	25		22.40	22.74	22.28		
10	1	49		22.71	22.79	22.88		
10	25	0		21.72	21.72	21.71		
10	25	12		21.69	21.80	21.66		
10	25	25		21.60	21.68	21.66		
10	50	0		21.71	21.88	21.69		
10	1	0	256-QAM	20.02	19.98	20.04	11.69	0.0148
10	1	25		19.81	19.79	19.80		
10	1	49		19.78	19.82	19.82		
10	25	0		19.82	19.83	19.80		
10	25	12		19.75	19.78	19.83		
10	25	25		19.83	19.83	19.84		
10	50	0		19.79	19.81	19.85		
Limit	ERP < 3W			Result			Pass	



LTE Band 12 Maximum Average Power [dBm] (GT - LC = -6.2 dB)								
BW [MHz]	RB Size	RB Offset	Mod	Lowest	Middle	Highest	ERP (dBm)	ERP (W)
5	1	0	QPSK	24.54	24.63	24.70	16.35	0.0432
5	1	12		24.33	24.41	24.22		
5	1	24		24.38	24.35	24.44		
5	12	0		23.64	23.71	23.79		
5	12	7		23.54	23.72	23.61		
5	12	13		23.50	23.60	23.72		
5	25	0		23.62	23.64	23.78		
5	1	0	16-QAM	23.80	23.76	23.88	15.62	0.0365
5	1	12		23.71	23.97	23.64		
5	1	24		23.81	23.09	23.01		
5	12	0		22.69	22.76	22.65		
5	12	7		22.65	22.66	22.52		
5	12	13		22.54	22.68	22.58		
5	25	0		22.64	22.72	22.85		
5	1	0	64-QAM	22.88	22.82	22.91	14.56	0.0286
5	1	12		22.29	22.71	22.15		
5	1	24		22.57	22.78	22.78		
5	12	0		21.64	21.65	21.66		
5	12	7		21.58	21.65	21.59		
5	12	13		21.42	21.63	21.55		
5	25	0		21.56	21.77	21.52		
5	1	0	256-QAM	20.02	19.83	20.04	11.69	0.0148
5	1	12		19.80	19.67	19.63		
5	1	24		19.73	19.78	19.62		
5	12	0		19.82	19.78	19.80		
5	12	7		19.62	19.59	19.64		
5	12	13		19.71	19.83	19.69		
5	25	0		19.64	19.77	19.83		
Limit	ERP < 3W			Result			Pass	



LTE Band 12 Maximum Average Power [dBm] (GT - LC = -6.2 dB)								
BW [MHz]	RB Size	RB Offset	Mod	Lowest	Middle	Highest	ERP (dBm)	ERP (W)
3	1	0	QPSK	24.59	24.65	24.63	16.30	0.0427
3	1	8		24.31	24.59	24.31		
3	1	14		24.50	24.39	24.46		
3	8	0		23.75	23.84	23.70		
3	8	4		23.67	23.66	23.73		
3	8	7		23.69	23.64	23.64		
3	15	0		23.71	23.66	23.65		
3	1	0	16-QAM	23.77	23.68	23.77	15.55	0.0359
3	1	8		23.57	23.90	23.65		
3	1	14		23.76	23.08	23.05		
3	8	0		22.66	22.81	22.61		
3	8	4		22.62	22.65	22.61		
3	8	7		22.48	22.61	22.70		
3	15	0		22.61	22.57	22.84		
3	1	0	64-QAM	22.72	22.95	22.71	14.60	0.0288
3	1	8		22.27	22.74	22.12		
3	1	14		22.70	22.61	22.73		
3	8	0		21.72	21.54	21.52		
3	8	4		21.65	21.74	21.55		
3	8	7		21.43	21.49	21.62		
3	15	0		21.71	21.73	21.59		
3	1	0	256-QAM	19.85	19.85	20.01	11.66	0.0147
3	1	8		19.68	19.64	19.63		
3	1	14		19.77	19.69	19.80		
3	8	0		19.81	19.67	19.74		
3	8	4		19.74	19.60	19.64		
3	8	7		19.65	19.69	19.75		
3	15	0		19.74	19.70	19.79		
Limit	ERP < 3W			Result			Pass	



LTE Band 12 Maximum Average Power [dBm] (GT - LC = -6.2 dB)								
BW [MHz]	RB Size	RB Offset	Mod	Lowest	Middle	Highest	ERP (dBm)	ERP (W)
1.4	1	0	QPSK	24.54	24.59	24.61	16.28	0.0425
1.4	1	3		24.27	24.40	24.25		
1.4	1	5		24.30	24.23	24.36		
1.4	3	0		24.47	24.63	24.57		
1.4	3	1		24.19	24.56	24.14		
1.4	3	3		24.38	24.36	24.32		
1.4	6	0		23.71	23.56	23.53		
1.4	1	0	16-QAM	23.72	23.63	23.58	15.42	0.0348
1.4	1	3		23.39	23.70	23.63		
1.4	1	5		23.72	23.05	23.04		
1.4	3	0		23.66	23.57	23.77		
1.4	3	1		23.48	23.71	23.50		
1.4	3	3		23.63	23.02	23.00		
1.4	6	0		22.60	22.48	22.65		
1.4	1	0	64-QAM	22.60	22.94	22.60	14.59	0.0288
1.4	1	3		22.17	22.57	22.03		
1.4	1	5		22.68	22.42	22.56		
1.4	3	0		22.60	22.78	22.64		
1.4	3	1		22.11	22.60	21.97		
1.4	3	3		22.65	22.47	22.59		
1.4	6	0		21.66	21.73	21.48		
1.4	1	0	256-QAM	19.65	19.85	19.98	11.63	0.0146
1.4	1	3		19.50	19.56	19.54		
1.4	1	5		19.75	19.50	19.77		
1.4	3	0		19.84	19.78	19.98		
1.4	3	1		19.62	19.44	19.58		
1.4	3	3		19.58	19.61	19.63		
1.4	6	0		19.58	19.52	19.65		
Limit	ERP < 3W			Result			Pass	



LTE Band 13 Maximum Average Power [dBm] (GT - LC = -4.8 dB)								
BW [MHz]	RB Size	RB Offset	Mod	Lowest	Middle	Highest	ERP (dBm)	ERP (W)
10	1	0	QPSK		24.74		17.79	0.0601
10	1	25			24.44			
10	1	49			24.55			
10	25	0			23.77			
10	25	12			23.75			
10	25	25			23.68			
10	50	0			23.75			
10	1	0	16-QAM		24.16		17.21	0.0526
10	1	25			23.83			
10	1	49			23.83			
10	25	0			22.77			
10	25	12			22.89			
10	25	25			22.69			
10	50	0			22.74			
10	1	0	64-QAM		22.75		15.93	0.0392
10	1	25			22.88			
10	1	49			22.35			
10	25	0			21.74			
10	25	12			21.75			
10	25	25			21.59			
10	50	0			21.68			
10	1	0	256-QAM		20.01		13.06	0.0202
10	1	25			19.82			
10	1	49			19.87			
10	25	0			19.89			
10	25	12			19.84			
10	25	25			19.81			
10	50	0			19.84			
Limit	ERP < 3W			Result			Pass	



LTE Band 13 Maximum Average Power [dBm] (GT - LC = -4.8 dB)								
BW [MHz]	RB Size	RB Offset	Mod	Lowest	Middle	Highest	ERP (dBm)	ERP (W)
5	1	0	QPSK	24.56	24.54	24.56	17.61	0.0577
5	1	12		24.40	24.34	24.30		
5	1	24		24.48	24.51	24.41		
5	12	0		23.74	23.58	23.66		
5	12	7		23.56	23.56	23.62		
5	12	13		23.64	23.65	23.66		
5	25	0		23.57	23.63	23.68		
5	1	0	16-QAM	24.05	24.02	24.09	17.14	0.0518
5	1	12		23.80	23.81	23.82		
5	1	24		23.65	23.63	23.83		
5	12	0		22.66	22.67	22.57		
5	12	7		22.85	22.74	22.78		
5	12	13		22.50	22.63	22.49		
5	25	0		22.64	22.72	22.66		
5	1	0	64-QAM	22.68	22.61	22.56	15.91	0.0390
5	1	12		22.72	22.86	22.85		
5	1	24		22.21	22.30	22.31		
5	12	0		21.57	21.62	21.69		
5	12	7		21.67	21.55	21.75		
5	12	13		21.58	21.54	21.40		
5	25	0		21.57	21.67	21.55		
5	1	0	256-QAM	19.98	19.87	19.86	13.03	0.0201
5	1	12		19.62	19.66	19.66		
5	1	24		19.86	19.70	19.70		
5	12	0		19.80	19.79	19.81		
5	12	7		19.80	19.80	19.74		
5	12	13		19.78	19.67	19.76		
5	25	0		19.83	19.75	19.77		
Limit	ERP < 3W			Result			Pass	



LTE Band 17 Maximum Average Power [dBm] (GT - LC = -6.2 dB)								
BW [MHz]	RB Size	RB Offset	Mod	Lowest	Middle	Highest	ERP (dBm)	ERP (W)
10	1	0	QPSK	24.80	24.61	24.69	16.45	0.0442
10	1	25		24.45	24.40	24.34		
10	1	49		24.44	24.39	24.40		
10	25	0		23.62	23.70	23.69		
10	25	12		23.71	23.69	23.60		
10	25	25		23.65	23.70	23.69		
10	50	0		23.67	23.71	23.67		
10	1	0	16-QAM	23.71	24.08	24.07	15.82	0.0382
10	1	25		23.69	24.17	24.07		
10	1	49		23.49	23.49	23.52		
10	25	0		22.71	22.70	22.69		
10	25	12		22.67	22.70	22.71		
10	25	25		22.63	22.61	22.62		
10	50	0		22.65	22.69	22.64		
10	1	0	64-QAM	22.70	22.36	22.84	14.51	0.0282
10	1	25		22.86	22.81	22.30		
10	1	49		22.61	22.44	22.26		
10	25	0		21.57	21.72	21.61		
10	25	12		21.54	21.55	21.55		
10	25	25		21.76	21.54	21.54		
10	50	0		21.59	21.63	21.60		
10	1	0	256-QAM	19.94	19.87	19.84	11.59	0.0144
10	1	25		19.86	19.80	19.75		
10	1	49		19.72	19.69	19.56		
10	25	0		19.77	19.78	19.68		
10	25	12		19.74	19.70	19.67		
10	25	25		19.69	19.66	19.55		
10	50	0		19.75	19.70	19.59		
Limit	ERP < 3W			Result			Pass	



LTE Band 17 Maximum Average Power [dBm] (GT - LC = -6.2 dB)								
BW [MHz]	RB Size	RB Offset	Mod	Lowest	Middle	Highest	ERP (dBm)	ERP (W)
5	1	0	QPSK	24.62	24.57	24.60	16.27	0.0424
5	1	12		24.36	24.33	24.24		
5	1	24		24.42	24.21	24.39		
5	12	0		23.56	23.53	23.61		
5	12	7		23.59	23.68	23.56		
5	12	13		23.55	23.68	23.53		
5	25	0		23.50	23.62	23.67		
5	1	0	16-QAM	23.62	23.94	24.06	15.71	0.0372
5	1	12		23.69	24.06	23.99		
5	1	24		23.44	23.45	23.42		
5	12	0		22.54	22.55	22.66		
5	12	7		22.63	22.50	22.63		
5	12	13		22.52	22.61	22.61		
5	25	0		22.61	22.63	22.57		
5	1	0	64-QAM	22.53	22.23	22.74	14.50	0.0282
5	1	12		22.85	22.75	22.10		
5	1	24		22.61	22.26	22.08		
5	12	0		21.47	21.59	21.47		
5	12	7		21.54	21.43	21.51		
5	12	13		21.61	21.39	21.49		
5	25	0		21.39	21.58	21.50		
5	1	0	256-QAM	19.91	19.76	19.81	11.56	0.0143
5	1	12		19.68	19.75	19.58		
5	1	24		19.61	19.60	19.41		
5	12	0		19.73	19.70	19.55		
5	12	7		19.72	19.57	19.67		
5	12	13		19.59	19.54	19.51		
5	25	0		19.72	19.63	19.54		
Limit	ERP < 3W			Result			Pass	



LTE Band 26 (Part22H) Maximum Average Power [dBm] (GT - LC = -5.2 dB)								
BW [MHz]	RB Size	RB Offset	Mod	Lowest	Middle	Highest	ERP (dBm)	ERP (W)
15	1	0	QPSK	24.33	24.41	24.23	17.06	0.0508
15	1	37		24.11	23.99	24.07		
15	1	74		23.99	24.37	24.04		
15	36	0		23.28	23.23	23.23		
15	36	20		23.23	23.49	23.31		
15	36	39		23.19	23.28	23.25		
15	75	0		23.22	23.33	23.36		
15	1	0	16-QAM	23.85	22.96	23.71	16.50	0.0447
15	1	37		23.81	22.87	23.43		
15	1	74		23.34	23.38	23.39		
15	36	0		22.27	22.00	22.20		
15	36	20		22.26	22.30	22.18		
15	36	39		22.20	22.27	22.19		
15	75	0		22.25	22.48	22.24		
15	1	0	64-QAM	22.77	22.73	22.90	15.55	0.0359
15	1	37		22.28	22.09	22.56		
15	1	74		22.20	22.16	22.36		
15	36	0		21.31	21.61	21.26		
15	36	20		21.26	21.29	21.28		
15	36	39		21.20	21.10	21.29		
15	75	0		21.32	21.13	21.31		
15	1	0	256-QAM	19.45	19.55	19.49	12.20	0.0166
15	1	37		19.50	19.55	19.49		
15	1	74		19.39	19.39	19.43		
15	36	0		19.24	19.27	19.20		
15	36	20		19.26	19.23	19.29		
15	36	39		19.23	19.14	19.27		
15	75	0		19.28	19.14	19.27		
Limit	ERP < 7W			Result			Pass	



LTE Band 26 (Part22H) Maximum Average Power [dBm] (GT - LC = -5.2 dB)								
BW [MHz]	RB Size	RB Offset	Mod	Lowest	Middle	Highest	ERP (dBm)	ERP (W)
10	1	0	QPSK	24.18	24.36	24.05	17.01	0.0502
10	1	25		23.97	24.00	24.02		
10	1	49		24.19	23.91	24.03		
10	25	0		23.21	23.32	23.14		
10	25	12		23.23	23.08	23.20		
10	25	25		23.16	23.21	23.21		
10	50	0		23.16	23.13	23.28		
10	1	0	16-QAM	22.99	23.76	23.68	16.41	0.0438
10	1	25		22.88	23.70	23.23		
10	1	49		23.18	23.33	23.36		
10	25	0		22.25	22.13	22.04		
10	25	12		22.10	22.08	22.02		
10	25	25		22.12	22.02	22.03		
10	50	0		22.07	22.27	22.13		
10	1	0	64-QAM	22.75	22.56	22.73	15.40	0.0347
10	1	25		21.83	22.19	22.45		
10	1	49		22.28	22.02	22.35		
10	25	0		21.26	21.20	21.09		
10	25	12		21.28	21.11	21.24		
10	25	25		21.19	21.08	21.09		
10	50	0		21.11	21.24	21.26		
10	1	0	256-QAM	19.53	19.42	19.47	12.18	0.0165
10	1	25		19.35	19.47	19.45		
10	1	49		19.40	19.22	19.40		
10	25	0		19.22	19.01	19.06		
10	25	12		19.35	19.18	19.11		
10	25	25		19.24	19.17	19.20		
10	50	0		19.19	19.29	19.17		
Limit	ERP < 7W			Result			Pass	



LTE Band 26 (Part22H) Maximum Average Power [dBm] (GT - LC = -5.2 dB)								
BW [MHz]	RB Size	RB Offset	Mod	Lowest	Middle	Highest	ERP (dBm)	ERP (W)
5	1	0	QPSK	24.20	24.24	24.16	16.92	0.0492
5	1	12		24.00	23.88	23.95		
5	1	24		24.27	23.75	23.90		
5	12	0		23.14	23.23	23.09		
5	12	7		23.22	23.04	23.14		
5	12	13		23.04	22.95	23.21		
5	25	0		23.37	23.10	23.20		
5	1	0	16-QAM	23.09	23.76	23.58	16.48	0.0445
5	1	12		23.05	23.83	23.37		
5	1	24		23.09	23.23	23.37		
5	12	0		22.08	22.21	22.05		
5	12	7		22.15	22.09	22.12		
5	12	13		22.09	22.18	22.18		
5	25	0		22.13	22.24	22.13		
5	1	0	64-QAM	22.88	22.65	22.74	15.53	0.0357
5	1	12		21.91	22.31	22.42		
5	1	24		22.31	22.01	22.30		
5	12	0		21.26	21.18	21.17		
5	12	7		21.20	21.04	21.09		
5	12	13		21.28	21.02	21.25		
5	25	0		21.24	21.21	21.28		
5	1	0	256-QAM	19.35	19.52	19.46	12.17	0.0165
5	1	12		19.44	19.51	19.31		
5	1	24		19.20	19.23	19.38		
5	12	0		19.13	19.15	19.13		
5	12	7		19.17	19.14	19.23		
5	12	13		19.16	19.11	19.15		
5	25	0		19.15	19.19	19.25		
Limit	ERP < 7W		Result			Pass		



LTE Band 26 (Part22H) Maximum Average Power [dBm] (GT - LC = -5.2 dB)								
BW [MHz]	RB Size	RB Offset	Mod	Lowest	Middle	Highest	ERP (dBm)	ERP (W)
3	1	0	QPSK	24.18	24.03	24.23	16.88	0.0488
3	1	8		24.08	24.00	23.94		
3	1	14		24.22	24.07	23.89		
3	8	0		23.38	23.15	23.17		
3	8	4		23.28	23.12	23.14		
3	8	7		23.30	23.15	23.12		
3	15	0		23.34	23.08	23.34		
3	1	0	16-QAM	22.89	23.75	23.61	16.40	0.0437
3	1	8		22.85	23.65	23.28		
3	1	14		23.11	23.16	23.37		
3	8	0		22.11	22.21	22.13		
3	8	4		22.30	22.09	22.09		
3	8	7		22.21	22.10	22.02		
3	15	0		22.34	22.20	22.20		
3	1	0	64-QAM	22.70	22.76	22.87	15.52	0.0356
3	1	8		21.99	22.34	22.51		
3	1	14		22.37	22.15	22.34		
3	8	0		21.18	21.24	21.23		
3	8	4		21.28	21.25	21.10		
3	8	7		21.08	21.13	21.23		
3	15	0		21.07	21.26	21.25		
3	1	0	256-QAM	19.33	19.39	19.40	12.05	0.0160
3	1	8		19.25	19.39	19.30		
3	1	14		19.13	19.26	19.30		
3	8	0		19.26	19.15	19.07		
3	8	4		19.28	19.05	19.23		
3	8	7		19.10	19.14	19.18		
3	15	0		19.22	19.16	19.14		
Limit	ERP < 7W			Result			Pass	



LTE Band 26 (Part22H) Maximum Average Power [dBm] (GT - LC = -5.2 dB)								
BW [MHz]	RB Size	RB Offset	Mod	Lowest	Middle	Highest	ERP (dBm)	ERP (W)
1.4	1	0	QPSK	24.14	24.19	24.09	16.87	0.0486
1.4	1	3		23.97	23.74	23.93		
1.4	1	5		24.20	23.72	23.91		
1.4	3	0		24.22	23.98	24.03		
1.4	3	1		23.86	23.87	23.97		
1.4	3	3		24.21	24.07	23.78		
1.4	6	0		23.17	22.79	23.10		
1.4	1	0	16-QAM	22.79	23.72	23.41	16.37	0.0434
1.4	1	3		22.74	23.70	23.18		
1.4	1	5		23.01	23.13	23.20		
1.4	3	0		22.81	23.62	23.41		
1.4	3	1		22.71	23.62	23.29		
1.4	3	3		23.10	23.25	23.12		
1.4	6	0		22.04	21.97	22.04		
1.4	1	0	64-QAM	22.67	22.52	22.81	15.50	0.0355
1.4	1	3		21.95	22.24	22.30		
1.4	1	5		22.09	22.00	22.09		
1.4	3	0		22.83	22.58	22.85		
1.4	3	1		21.82	21.95	22.34		
1.4	3	3		22.37	22.27	22.13		
1.4	6	0		20.90	21.17	20.98		
1.4	1	0	256-QAM	19.21	19.31	19.37	12.05	0.0160
1.4	1	3		19.37	19.28	19.33		
1.4	1	5		19.26	19.21	19.08		
1.4	3	0		19.38	19.21	19.28		
1.4	3	1		19.40	19.32	19.15		
1.4	3	3		19.14	19.17	19.15		
1.4	6	0		19.07	19.13	19.01		
Limit	ERP < 7W			Result			Pass	



LTE Band 38 Maximum Average Power [dBm] (GT - LC = -0.1 dB)								
BW [MHz]	RB Size	RB Offset	Mod	Lowest	Middle	Highest	EIRP (dBm)	EIRP (W)
20	1	0	QPSK	21.99	22.28	22.37	22.27	0.1687
20	1	49		22.07	22.11	22.25		
20	1	99		22.16	22.00	22.15		
20	50	0		21.14	21.30	21.31		
20	50	24		21.20	21.16	21.19		
20	50	50		21.17	21.19	21.20		
20	100	0		21.17	21.21	21.34		
20	1	0	16-QAM	20.69	20.97	21.63	21.53	0.1422
20	1	49		20.70	21.03	21.02		
20	1	99		20.79	20.86	21.22		
20	50	0		20.15	20.22	20.32		
20	50	24		20.10	20.19	20.20		
20	50	50		20.20	20.38	20.20		
20	100	0		20.09	20.26	20.26		
20	1	0	64-QAM	19.83	20.01	19.91	20.02	0.1005
20	1	49		19.50	19.85	20.00		
20	1	99		19.51	19.87	20.12		
20	50	0		19.08	19.26	19.33		
20	50	24		19.17	19.22	19.14		
20	50	50		19.04	19.10	19.16		
20	100	0		19.15	19.21	19.24		
20	1	0	256-QAM	17.19	17.22	17.47	17.61	0.0577
20	1	49		17.05	17.13	17.34		
20	1	99		17.03	17.10	17.34		
20	50	0		17.39	17.49	17.68		
20	50	24		17.38	17.44	17.61		
20	50	50		17.43	17.46	17.71		
20	100	0		17.29	17.40	17.56		
Limit	EIRP < 2W			Result			Pass	



LTE Band 38 Maximum Average Power [dBm] (GT - LC = -0.1 dB)								
BW [MHz]	RB Size	RB Offset	Mod	Lowest	Middle	Highest	EIRP (dBm)	EIRP (W)
15	1	0	QPSK	21.93	22.20	22.35	22.25	0.1679
15	1	37		22.07	22.08	22.15		
15	1	74		21.99	21.97	22.01		
15	36	0		21.05	21.24	21.14		
15	36	20		21.02	21.00	21.07		
15	36	39		21.16	21.12	21.07		
15	75	0		21.12	21.10	21.25		
15	1	0	16-QAM	20.52	20.85	21.55	21.45	0.1396
15	1	37		20.60	20.97	20.97		
15	1	74		20.76	20.77	21.20		
15	36	0		20.04	20.21	20.12		
15	36	20		19.97	20.16	20.15		
15	36	39		20.08	20.21	20.06		
15	75	0		20.08	20.11	20.17		
15	1	0	64-QAM	19.67	19.82	19.73	19.85	0.0966
15	1	37		19.60	19.66	19.95		
15	1	74		19.53	19.76	19.94		
15	36	0		19.05	19.06	19.17		
15	36	20		19.09	19.03	18.95		
15	36	39		18.92	18.91	19.03		
15	75	0		19.14	19.18	19.09		
15	1	0	256-QAM	17.00	17.19	17.43	17.58	0.0573
15	1	37		16.95	17.02	17.32		
15	1	74		16.95	17.02	17.14		
15	36	0		17.35	17.36	17.52		
15	36	20		17.32	17.43	17.50		
15	36	39		17.40	17.40	17.68		
15	75	0		17.09	17.33	17.45		
Limit	EIRP < 2W			Result			Pass	



LTE Band 38 Maximum Average Power [dBm] (GT - LC = -0.1 dB)								
BW [MHz]	RB Size	RB Offset	Mod	Lowest	Middle	Highest	EIRP (dBm)	EIRP (W)
10	1	0	QPSK	21.82	22.25	22.20	22.15	0.1641
10	1	25		21.96	21.91	22.19		
10	1	49		22.12	21.92	21.99		
10	25	0		20.95	21.16	21.22		
10	25	12		21.04	21.06	21.13		
10	25	25		21.06	21.02	21.02		
10	50	0		21.10	21.18	21.20		
10	1	0	16-QAM	20.65	20.90	21.51	21.41	0.1384
10	1	25		20.65	20.86	20.82		
10	1	49		20.61	20.70	21.08		
10	25	0		20.05	20.15	20.26		
10	25	12		20.06	20.07	20.16		
10	25	25		20.16	20.37	20.11		
10	50	0		20.04	20.07	20.12		
10	1	0	64-QAM	19.64	19.95	19.80	19.95	0.0989
10	1	25		19.54	19.73	19.98		
10	1	49		19.51	19.78	20.05		
10	25	0		18.94	19.18	19.24		
10	25	12		19.12	19.05	18.96		
10	25	25		19.03	19.05	19.08		
10	50	0		19.01	19.03	19.04		
10	1	0	256-QAM	17.03	17.04	17.37	17.51	0.0564
10	1	25		17.03	17.12	17.25		
10	1	49		16.98	17.05	17.14		
10	25	0		17.30	17.35	17.61		
10	25	12		17.35	17.39	17.48		
10	25	25		17.43	17.29	17.57		
10	50	0		17.14	17.35	17.44		
Limit	EIRP < 2W			Result			Pass	



LTE Band 38 Maximum Average Power [dBm] (GT - LC = -0.1 dB)								
BW [MHz]	RB Size	RB Offset	Mod	Lowest	Middle	Highest	EIRP (dBm)	EIRP (W)
5	1	0	QPSK	21.95	22.19	22.27	22.17	0.1648
5	1	12		22.00	21.95	22.20		
5	1	24		22.13	21.97	22.06		
5	12	0		20.97	21.29	21.16		
5	12	7		21.05	21.02	21.16		
5	12	13		21.14	21.12	21.14		
5	25	0		20.99	21.06	21.17		
5	1	0	16-QAM	20.59	20.96	21.54	21.44	0.1393
5	1	12		20.51	20.87	20.93		
5	1	24		20.68	20.80	21.19		
5	12	0		20.07	20.03	20.26		
5	12	7		19.94	20.01	20.14		
5	12	13		20.14	20.27	20.16		
5	25	0		19.96	20.23	20.20		
5	1	0	64-QAM	19.77	19.84	19.77	19.92	0.0982
5	1	12		19.53	19.71	19.86		
5	1	24		19.59	19.83	20.02		
5	12	0		19.00	19.17	19.29		
5	12	7		19.04	19.22	18.94		
5	12	13		18.89	18.94	19.01		
5	25	0		18.96	19.06	19.09		
5	1	0	256-QAM	17.15	17.13	17.45	17.47	0.0558
5	1	12		16.98	17.10	17.14		
5	1	24		16.94	17.00	17.24		
5	12	0		17.19	17.37	17.51		
5	12	7		17.22	17.32	17.56		
5	12	13		17.27	17.31	17.57		
5	25	0		17.29	17.30	17.39		
Limit	EIRP < 2W			Result			Pass	



LTE Band 38(HPUE) Maximum Average Power [dBm] (GT - LC = -0.1 dB)								
BW [MHz]	RB Size	RB Offset	Mod	Lowest	Middle	Highest	EIRP (dBm)	EIRP (W)
20	1	0	QPSK	25.04	25.25	25.33	25.23	0.3334
20	1	49		25.03	25.23	25.29		
20	1	99		25.07	25.09	25.12		
20	50	0		24.25	24.36	24.36		
20	50	24		24.22	24.36	24.08		
20	50	50		24.18	24.31	24.27		
20	100	0		24.25	24.26	24.26		
20	1	0	16-QAM	24.56	24.63	24.76	24.66	0.2924
20	1	49		24.59	24.51	24.63		
20	1	99		24.43	24.46	24.48		
20	50	0		23.23	23.33	23.35		
20	50	24		23.22	23.34	23.32		
20	50	50		23.40	23.28	23.20		
20	100	0		23.25	23.36	23.26		
20	1	0	64-QAM	23.42	23.64	23.70	23.60	0.2291
20	1	49		23.39	23.55	23.52		
20	1	99		23.46	23.47	23.40		
20	50	0		22.22	22.36	22.38		
20	50	24		22.32	22.39	22.35		
20	50	50		22.28	22.28	22.24		
20	100	0		22.26	22.33	22.22		
20	1	0	256-QAM	20.23	20.39	20.36	20.36	0.1086
20	1	49		20.14	20.32	20.24		
20	1	99		19.99	20.24	20.17		
20	50	0		20.28	20.46	20.38		
20	50	24		20.26	20.45	20.36		
20	50	50		20.13	20.38	20.35		
20	100	0		20.14	20.36	20.28		
Limit	EIRP < 2W			Result			Pass	



LTE Band 38(HPUE) Maximum Average Power [dBm] (GT - LC = -0.1 dB)								
BW [MHz]	RB Size	RB Offset	Mod	Lowest	Middle	Highest	EIRP (dBm)	EIRP (W)
15	1	0	QPSK	25.04	25.05	25.15	25.18	0.3296
15	1	37		24.90	25.22	25.28		
15	1	74		25.00	25.04	25.05		
15	36	0		24.19	24.33	24.34		
15	36	20		24.07	24.25	23.96		
15	36	39		24.04	24.27	24.12		
15	75	0		24.20	24.15	24.18		
15	1	0	16-QAM	24.46	24.44	24.68	24.58	0.2871
15	1	37		24.51	24.33	24.53		
15	1	74		24.38	24.35	24.41		
15	36	0		23.15	23.27	23.15		
15	36	20		23.17	23.21	23.22		
15	36	39		23.32	23.13	23.02		
15	75	0		23.20	23.31	23.07		
15	1	0	64-QAM	23.26	23.54	23.62	23.52	0.2249
15	1	37		23.26	23.36	23.44		
15	1	74		23.44	23.32	23.37		
15	36	0		22.22	22.21	22.26		
15	36	20		22.22	22.38	22.23		
15	36	39		22.25	22.12	22.11		
15	75	0		22.15	22.13	22.11		
15	1	0	256-QAM	20.07	20.27	20.29	20.28	0.1067
15	1	37		20.01	20.22	20.11		
15	1	74		19.83	20.20	20.11		
15	36	0		20.24	20.38	20.34		
15	36	20		20.23	20.31	20.24		
15	36	39		20.07	20.27	20.20		
15	75	0		19.97	20.33	20.27		
Limit	EIRP < 2W			Result			Pass	



LTE Band 38(HPUE) Maximum Average Power [dBm] (GT - LC = -0.1 dB)								
BW [MHz]	RB Size	RB Offset	Mod	Lowest	Middle	Highest	EIRP (dBm)	EIRP (W)
10	1	0	QPSK	24.89	25.10	25.21	25.11	0.3243
10	1	25		24.97	25.03	25.15		
10	1	49		24.99	24.96	25.07		
10	25	0		24.12	24.29	24.23		
10	25	12		24.03	24.27	23.94		
10	25	25		24.16	24.19	24.12		
10	50	0		24.19	24.19	24.11		
10	1	0	16-QAM	24.46	24.62	24.67	24.57	0.2864
10	1	25		24.57	24.44	24.44		
10	1	49		24.23	24.36	24.45		
10	25	0		23.13	23.16	23.29		
10	25	12		23.09	23.21	23.24		
10	25	25		23.22	23.13	23.02		
10	50	0		23.20	23.17	23.18		
10	1	0	64-QAM	23.27	23.55	23.59	23.49	0.2234
10	1	25		23.20	23.47	23.49		
10	1	49		23.40	23.36	23.24		
10	25	0		22.07	22.32	22.32		
10	25	12		22.22	22.21	22.34		
10	25	25		22.15	22.27	22.07		
10	50	0		22.20	22.25	22.02		
10	1	0	256-QAM	20.10	20.22	20.20	20.31	0.1074
10	1	25		20.11	20.15	20.17		
10	1	49		19.81	20.08	19.99		
10	25	0		20.26	20.36	20.37		
10	25	12		20.18	20.41	20.25		
10	25	25		19.99	20.32	20.19		
10	50	0		19.98	20.19	20.17		
Limit	EIRP < 2W			Result			Pass	



LTE Band 38(HPUE) Maximum Average Power [dBm] (GT - LC = -0.1 dB)								
BW [MHz]	RB Size	RB Offset	Mod	Lowest	Middle	Highest	EIRP (dBm)	EIRP (W)
5	1	0	QPSK	24.87	25.18	25.27	25.17	0.3289
5	1	12		24.99	25.21	25.26		
5	1	24		25.01	25.01	25.01		
5	12	0		24.09	24.16	24.17		
5	12	7		24.07	24.34	24.07		
5	12	13		23.98	24.12	24.08		
5	25	0		24.14	24.20	24.14		
5	1	0	16-QAM	24.42	24.58	24.65	24.55	0.2851
5	1	12		24.59	24.49	24.44		
5	1	24		24.41	24.42	24.34		
5	12	0		23.09	23.29	23.33		
5	12	7		23.08	23.21	23.14		
5	12	13		23.22	23.28	23.01		
5	25	0		23.13	23.32	23.15		
5	1	0	64-QAM	23.35	23.58	23.54	23.48	0.2228
5	1	12		23.22	23.38	23.35		
5	1	24		23.43	23.30	23.28		
5	12	0		22.02	22.20	22.33		
5	12	7		22.26	22.23	22.22		
5	12	13		22.19	22.14	22.21		
5	25	0		22.24	22.20	22.05		
5	1	0	256-QAM	20.17	20.30	20.36	20.33	0.1079
5	1	12		20.13	20.24	20.12		
5	1	24		19.94	20.22	20.14		
5	12	0		20.19	20.43	20.21		
5	12	7		20.15	20.33	20.20		
5	12	13		20.11	20.28	20.30		
5	25	0		20.02	20.34	20.08		
Limit	EIRP < 2W			Result			Pass	



LTE Band 41 Maximum Average Power [dBm] (GT - LC = -0.1 dB)								
BW [MHz]	RB Size	RB Offset	Mod	Lowest	Middle	Highest	EIRP (dBm)	EIRP (W)
20	1	0	QPSK	22.58	22.36	22.39	22.48	0.1770
20	1	49		22.53	22.27	22.36		
20	1	99		22.43	22.18	22.34		
20	50	0		21.50	21.40	21.39		
20	50	24		21.49	21.30	21.34		
20	50	50		21.52	21.24	21.38		
20	100	0		21.45	21.37	21.43		
20	1	0	16-QAM	21.79	21.48	21.47	21.69	0.1476
20	1	49		21.50	21.13	21.35		
20	1	99		21.30	21.29	21.58		
20	50	0		20.50	20.36	20.35		
20	50	24		20.51	20.25	20.35		
20	50	50		20.49	20.24	20.42		
20	100	0		20.59	20.32	20.41		
20	1	0	64-QAM	20.24	19.89	19.90	20.14	0.1033
20	1	49		19.92	19.98	19.77		
20	1	99		20.10	19.72	19.81		
20	50	0		19.45	19.22	19.31		
20	50	24		19.40	19.30	19.34		
20	50	50		19.49	19.19	19.26		
20	100	0		19.46	19.24	19.26		
20	1	0	256-QAM	17.52	17.32	17.21	17.57	0.0571
20	1	49		17.33	17.20	17.07		
20	1	99		17.27	17.14	16.93		
20	50	0		17.67	17.50	17.29		
20	50	24		17.66	17.46	17.33		
20	50	50		17.61	17.43	17.24		
20	100	0		17.50	17.39	17.21		
Limit	EIRP < 2W			Result			Pass	



LTE Band 41 Maximum Average Power [dBm] (GT - LC = -0.1 dB)								
BW [MHz]	RB Size	RB Offset	Mod	Lowest	Middle	Highest	EIRP (dBm)	EIRP (W)
15	1	0	QPSK	22.46	22.21	22.36	22.36	0.1722
15	1	37		22.37	22.10	22.20		
15	1	74		22.29	22.00	22.29		
15	36	0		21.41	21.31	21.22		
15	36	20		21.30	21.15	21.29		
15	36	39		21.32	21.20	21.37		
15	75	0		21.37	21.17	21.41		
15	1	0	16-QAM	21.75	21.31	21.28	21.65	0.1462
15	1	37		21.43	21.11	21.31		
15	1	74		21.11	21.13	21.44		
15	36	0		20.40	20.26	20.20		
15	36	20		20.35	20.19	20.17		
15	36	39		20.35	20.19	20.30		
15	75	0		20.43	20.19	20.22		
15	1	0	64-QAM	20.15	19.76	19.79	20.05	0.1012
15	1	37		19.72	19.88	19.75		
15	1	74		19.90	19.68	19.61		
15	36	0		19.35	19.12	19.24		
15	36	20		19.35	19.20	19.26		
15	36	39		19.31	19.19	19.12		
15	75	0		19.26	19.22	19.07		
15	1	0	256-QAM	17.32	17.27	17.13	17.43	0.0553
15	1	37		17.33	17.16	16.95		
15	1	74		17.18	17.12	16.73		
15	36	0		17.52	17.49	17.19		
15	36	20		17.53	17.27	17.17		
15	36	39		17.47	17.37	17.24		
15	75	0		17.37	17.19	17.01		
Limit	EIRP < 2W			Result			Pass	



LTE Band 41 Maximum Average Power [dBm] (GT - LC = -0.1 dB)								
BW [MHz]	RB Size	RB Offset	Mod	Lowest	Middle	Highest	EIRP (dBm)	EIRP (W)
10	1	0	QPSK	22.56	22.23	22.28	22.46	0.1762
10	1	25		22.49	22.19	22.18		
10	1	49		22.42	22.02	22.29		
10	25	0		21.40	21.32	21.21		
10	25	12		21.38	21.22	21.14		
10	25	25		21.33	21.18	21.25		
10	50	0		21.30	21.25	21.30		
10	1	0	16-QAM	21.64	21.42	21.39	21.54	0.1426
10	1	25		21.32	21.09	21.23		
10	1	49		21.27	21.19	21.49		
10	25	0		20.48	20.36	20.28		
10	25	12		20.36	20.10	20.18		
10	25	25		20.40	20.21	20.40		
10	50	0		20.55	20.18	20.21		
10	1	0	64-QAM	20.04	19.89	19.89	20.00	0.1000
10	1	25		19.74	19.82	19.70		
10	1	49		20.10	19.60	19.66		
10	25	0		19.27	19.10	19.21		
10	25	12		19.23	19.26	19.20		
10	25	25		19.31	19.08	19.15		
10	50	0		19.33	19.24	19.07		
10	1	0	256-QAM	17.51	17.21	17.10	17.52	0.0565
10	1	25		17.33	17.08	16.92		
10	1	49		17.09	17.07	16.85		
10	25	0		17.62	17.38	17.29		
10	25	12		17.52	17.37	17.28		
10	25	25		17.55	17.35	17.05		
10	50	0		17.40	17.25	17.03		
Limit	EIRP < 2W			Result			Pass	



LTE Band 41 Maximum Average Power [dBm] (GT - LC = -0.1 dB)								
BW [MHz]	RB Size	RB Offset	Mod	Lowest	Middle	Highest	EIRP (dBm)	EIRP (W)
5	1	0	QPSK	22.42	22.04	22.27	22.32	0.1706
5	1	12		22.24	21.92	22.17		
5	1	24		22.29	21.87	22.06		
5	12	0		21.40	21.22	21.17		
5	12	7		21.25	21.10	21.11		
5	12	13		21.39	21.12	21.34		
5	25	0		21.20	21.16	21.32		
5	1	0	16-QAM	21.51	21.34	21.26	21.41	0.1384
5	1	12		21.46	21.08	21.32		
5	1	24		20.92	21.19	21.24		
5	12	0		20.26	20.16	20.05		
5	12	7		20.30	19.98	20.29		
5	12	13		20.46	20.08	20.25		
5	25	0		20.38	20.10	20.22		
5	1	0	64-QAM	20.14	19.70	19.63	20.04	0.1009
5	1	12		19.85	19.87	19.60		
5	1	24		19.87	19.53	19.62		
5	12	0		19.17	19.01	19.12		
5	12	7		19.18	19.05	19.19		
5	12	13		19.36	18.99	19.01		
5	25	0		19.41	19.11	19.08		
5	1	0	256-QAM	17.48	17.24	17.02	17.42	0.0552
5	1	12		17.01	17.13	16.84		
5	1	24		17.09	16.83	16.73		
5	12	0		17.52	17.15	17.12		
5	12	7		17.50	17.40	17.07		
5	12	13		17.40	17.15	17.07		
5	25	0		17.12	17.17	16.94		
Limit	EIRP < 2W			Result			Pass	



LTE Band 41(HPUE) Maximum Average Power [dBm] (GT - LC = -0.1 dB)								
BW [MHz]	RB Size	RB Offset	Mod	Lowest	Middle	Highest	EIRP (dBm)	EIRP (W)
20	1	0	QPSK	25.54	25.30	25.38	25.44	0.3499
20	1	49		25.45	25.33	25.42		
20	1	99		25.40	25.22	25.34		
20	50	0		24.60	24.36	24.44		
20	50	24		24.53	24.37	24.45		
20	50	50		24.48	24.24	24.47		
20	100	0		24.52	24.28	24.44		
20	1	0	16-QAM	24.84	24.74	24.71	24.74	0.2979
20	1	49		24.84	24.67	24.61		
20	1	99		24.69	24.55	24.66		
20	50	0		23.60	23.30	23.44		
20	50	24		23.54	23.35	23.46		
20	50	50		23.47	23.24	23.40		
20	100	0		23.52	23.28	23.40		
20	1	0	64-QAM	23.22	23.51	23.12	23.41	0.2193
20	1	49		23.42	23.37	22.99		
20	1	99		23.32	23.27	23.09		
20	50	0		22.68	22.35	22.38		
20	50	24		22.51	22.29	22.42		
20	50	50		22.48	22.27	22.38		
20	100	0		22.53	22.34	22.35		
20	1	0	256-QAM	20.46	20.46	20.30	20.36	0.1086
20	1	49		20.38	20.41	20.19		
20	1	99		20.29	20.38	20.21		
20	50	0		20.38	20.45	20.20		
20	50	24		20.43	20.44	20.21		
20	50	50		20.27	20.37	20.12		
20	100	0		20.34	20.35	20.17		
Limit	EIRP < 2W			Result			Pass	



LTE Band 41(HPUE) Maximum Average Power [dBm] (GT - LC = -0.1 dB)								
BW [MHz]	RB Size	RB Offset	Mod	Lowest	Middle	Highest	EIRP (dBm)	EIRP (W)
15	1	0	QPSK	25.35	25.19	25.24	25.31	0.3396
15	1	37		25.27	25.27	25.41		
15	1	74		25.29	25.20	25.27		
15	36	0		24.50	24.25	24.33		
15	36	20		24.51	24.25	24.33		
15	36	39		24.32	24.23	24.47		
15	75	0		24.50	24.19	24.40		
15	1	0	16-QAM	24.74	24.65	24.68	24.71	0.2958
15	1	37		24.81	24.58	24.52		
15	1	74		24.62	24.55	24.61		
15	36	0		23.52	23.23	23.33		
15	36	20		23.47	23.32	23.44		
15	36	39		23.40	23.19	23.31		
15	75	0		23.35	23.20	23.37		
15	1	0	64-QAM	23.02	23.51	23.06	23.41	0.2193
15	1	37		23.32	23.27	22.91		
15	1	74		23.31	23.11	22.98		
15	36	0		22.49	22.23	22.30		
15	36	20		22.36	22.13	22.36		
15	36	39		22.48	22.17	22.23		
15	75	0		22.51	22.20	22.28		
15	1	0	256-QAM	20.42	20.42	20.26	20.35	0.1084
15	1	37		20.38	20.32	20.15		
15	1	74		20.17	20.34	20.06		
15	36	0		20.20	20.45	20.03		
15	36	20		20.41	20.32	20.04		
15	36	39		20.22	20.20	19.96		
15	75	0		20.18	20.35	20.08		
Limit	EIRP < 2W			Result			Pass	



LTE Band 41(HPUE) Maximum Average Power [dBm] (GT - LC = -0.1 dB)								
BW [MHz]	RB Size	RB Offset	Mod	Lowest	Middle	Highest	EIRP (dBm)	EIRP (W)
10	1	0	QPSK	25.17	25.10	25.19	25.17	0.3289
10	1	25		25.18	25.19	25.27		
10	1	49		25.11	25.17	25.10		
10	25	0		24.41	24.17	24.15		
10	25	12		24.40	24.22	24.32		
10	25	25		24.16	24.12	24.30		
10	50	0		24.45	24.02	24.31		
10	1	0	16-QAM	24.59	24.49	24.52	24.63	0.2904
10	1	25		24.73	24.45	24.39		
10	1	49		24.48	24.44	24.52		
10	25	0		23.43	23.12	23.13		
10	25	12		23.46	23.12	23.39		
10	25	25		23.29	23.16	23.17		
10	50	0		23.28	23.13	23.36		
10	1	0	64-QAM	23.02	23.35	22.86	23.25	0.2113
10	1	25		23.16	23.08	22.71		
10	1	49		23.14	22.94	22.98		
10	25	0		22.47	22.13	22.12		
10	25	12		22.32	21.99	22.33		
10	25	25		22.44	22.12	22.07		
10	50	0		22.43	22.09	22.13		
10	1	0	256-QAM	20.38	20.40	20.16	20.30	0.1072
10	1	25		20.34	20.12	19.99		
10	1	49		20.08	20.22	19.92		
10	25	0		20.00	20.26	20.02		
10	25	12		20.38	20.31	19.92		
10	25	25		20.07	20.02	19.82		
10	50	0		20.09	20.35	19.99		
Limit	EIRP < 2W			Result			Pass	



LTE Band 41(HPUE) Maximum Average Power [dBm] (GT - LC = -0.1 dB)								
BW [MHz]	RB Size	RB Offset	Mod	Lowest	Middle	Highest	EIRP (dBm)	EIRP (W)
5	1	0	QPSK	25.43	25.22	25.23	25.33	0.3412
5	1	12		25.37	25.15	25.39		
5	1	24		25.21	25.11	25.30		
5	12	0		24.51	24.29	24.27		
5	12	7		24.45	24.23	24.28		
5	12	13		24.38	24.11	24.43		
5	25	0		24.46	24.16	24.37		
5	1	0	16-QAM	24.71	24.54	24.66	24.67	0.2931
5	1	12		24.77	24.50	24.41		
5	1	24		24.56	24.47	24.61		
5	12	0		23.46	23.22	23.31		
5	12	7		23.51	23.35	23.41		
5	12	13		23.33	23.15	23.35		
5	25	0		23.51	23.20	23.36		
5	1	0	64-QAM	23.22	23.46	22.97	23.36	0.2168
5	1	12		23.34	23.35	22.96		
5	1	24		23.17	23.18	22.92		
5	12	0		22.61	22.23	22.29		
5	12	7		22.50	22.24	22.32		
5	12	13		22.47	22.09	22.35		
5	25	0		22.51	22.17	22.28		
5	1	0	256-QAM	20.44	20.34	20.15	20.34	0.1081
5	1	12		20.35	20.38	20.01		
5	1	24		20.09	20.27	20.02		
5	12	0		20.36	20.37	20.16		
5	12	7		20.27	20.39	20.04		
5	12	13		20.12	20.29	20.07		
5	25	0		20.22	20.32	20.11		
Limit	EIRP < 2W			Result			Pass	



LTE Band 30 Maximum Average Power [dBm] (GT - LC = 0.6 dB)								
BW [MHz]	RB Size	RB Offset	Mod	Lowest	Middle	Highest	EIRP (dBm)	EIRP (W)
10	1	0	QPSK		22.32		22.92	0.1959
10	1	25			21.90			
10	1	49			21.79			
10	25	0			22.31			
10	25	12			22.17			
10	25	25			22.09			
10	50	0			22.15			
10	1	0	16-QAM		22.21		22.90	0.1950
10	1	25			22.11			
10	1	49			22.30			
10	25	0			21.75			
10	25	12			21.71			
10	25	25			21.64			
10	50	0			21.73			
10	1	0	64-QAM		21.73		22.58	0.1811
10	1	25			21.98			
10	1	49			21.77			
10	25	0			20.85			
10	25	12			20.75			
10	25	25			20.86			
10	50	0			20.80			
10	1	0	256-QAM		18.83		19.58	0.0908
10	1	25			18.98			
10	1	49			18.77			
10	25	0			18.80			
10	25	12			18.56			
10	25	25			18.73			
10	50	0			18.68			
Limit	EIRP < 250mW/5MHz			Result			Pass	

Total EIRP power is less than partial EIRP limit 250 mW/5MHz.



LTE Band 30 Maximum Average Power [dBm] (GT - LC = 0.6 dB)								
BW [MHz]	RB Size	RB Offset	Mod	Lowest	Middle	Highest	EIRP (dBm)	EIRP (W)
5	1	0	QPSK	22.15	22.11	22.16	22.86	0.1932
5	1	12		21.96	21.76	21.86		
5	1	24		21.60	21.67	21.56		
5	12	0		22.01	22.26	22.22		
5	12	7		22.26	21.93	22.05		
5	12	13		21.91	21.80	21.93		
5	25	0		22.00	21.89	22.03		
5	1	0	16-QAM	22.13	22.31	22.23	22.91	0.1954
5	1	12		21.91	21.89	21.87		
5	1	24		22.11	22.25	22.17		
5	12	0		21.82	21.85	21.77		
5	12	7		21.51	21.51	21.57		
5	12	13		21.42	21.61	21.65		
5	25	0		21.79	21.80	21.53		
5	1	0	64-QAM	21.66	21.74	21.59	22.44	0.1754
5	1	12		21.76	21.71	21.84		
5	1	24		21.79	21.54	21.66		
5	12	0		20.56	20.57	20.63		
5	12	7		20.48	20.69	20.61		
5	12	13		20.95	20.85	20.65		
5	25	0		20.50	20.70	20.78		
5	1	0	256-QAM	18.92	18.60	18.93	19.53	0.0897
5	1	12		18.81	18.89	18.87		
5	1	24		18.81	18.74	18.52		
5	12	0		18.90	18.50	18.84		
5	12	7		18.26	18.34	18.41		
5	12	13		18.60	18.71	18.83		
5	25	0		18.46	18.45	18.66		
Limit	EIRP < 250mW/5MHz			Result			Pass	

Total EIRP power is less than partial EIRP limit 250 mW/5MHz.



LTE Band 66 Maximum Average Power [dBm] (GT - LC = 0.4 dB)								
BW [MHz]	RB Size	RB Offset	Mod	Lowest	Middle	Highest	EIRP (dBm)	EIRP (W)
20	1	0	QPSK	24.23	24.24	24.33	24.73	0.2972
20	1	49		24.18	24.10	24.06		
20	1	99		24.17	23.89	23.78		
20	50	0		22.70	22.71	22.73		
20	50	24		22.65	22.65	22.61		
20	50	50		22.69	22.64	22.47		
20	100	0		22.72	22.73	22.74		
20	1	0	16-QAM	22.93	22.96	23.14	23.54	0.2259
20	1	49		23.11	23.01	22.88		
20	1	99		23.04	22.77	22.58		
20	50	0		21.67	21.70	21.73		
20	50	24		21.75	21.71	21.57		
20	50	50		21.83	21.63	21.50		
20	100	0		21.73	21.66	21.62		
20	1	0	64-QAM	20.78	20.94	21.05	21.45	0.1396
20	1	49		20.81	20.85	20.93		
20	1	99		20.94	20.71	20.71		
20	50	0		19.76	19.83	19.81		
20	50	24		19.86	19.77	19.73		
20	50	50		19.84	19.87	19.78		
20	100	0		19.74	19.89	19.86		
20	1	0	256-QAM	17.75	17.83	18.12	18.52	0.0711
20	1	49		17.88	17.85	17.88		
20	1	99		17.91	17.87	17.72		
20	50	0		17.88	17.78	17.76		
20	50	24		17.76	17.75	17.86		
20	50	50		17.81	17.88	17.72		
20	100	0		17.77	17.73	17.84		
Limit	EIRP < 1W			Result			Pass	



LTE Band 66 Maximum Average Power [dBm] (GT - LC = 0.4 dB)								
BW [MHz]	RB Size	RB Offset	Mod	Lowest	Middle	Highest	EIRP (dBm)	EIRP (W)
15	1	0	QPSK	24.05	24.08	24.23	24.63	0.2904
15	1	37		24.05	24.04	23.89		
15	1	74		23.98	23.88	23.75		
15	36	0		22.74	22.72	22.81		
15	36	20		22.72	22.83	22.69		
15	36	39		22.89	22.64	22.60		
15	75	0		22.89	22.90	22.87		
15	1	0	16-QAM	22.97	23.05	23.23	23.63	0.2307
15	1	37		23.16	23.19	22.88		
15	1	74		23.12	22.90	22.60		
15	36	0		21.86	21.75	21.76		
15	36	20		21.79	21.75	21.72		
15	36	39		21.85	21.71	21.50		
15	75	0		21.87	21.84	21.81		
15	1	0	64-QAM	20.78	21.06	21.24	21.64	0.1459
15	1	37		20.83	20.85	21.05		
15	1	74		21.01	20.72	20.87		
15	36	0		19.96	19.83	19.81		
15	36	20		19.99	19.93	19.83		
15	36	39		20.00	19.92	19.90		
15	75	0		19.89	20.00	19.93		
15	1	0	256-QAM	17.78	17.95	18.21	18.61	0.0726
15	1	37		18.00	17.97	17.94		
15	1	74		17.95	18.05	17.81		
15	36	0		17.88	17.82	17.92		
15	36	20		17.88	17.86	17.99		
15	36	39		18.01	17.94	17.86		
15	75	0		17.87	17.90	18.04		
Limit	EIRP < 1W			Result			Pass	



LTE Band 66 Maximum Average Power [dBm] (GT - LC = 0.4 dB)								
BW [MHz]	RB Size	RB Offset	Mod	Lowest	Middle	Highest	EIRP (dBm)	EIRP (W)
10	1	0	QPSK	24.22	24.23	24.25	24.65	0.2917
10	1	25		24.11	23.92	23.98		
10	1	49		23.99	23.83	23.76		
10	25	0		22.83	22.76	22.74		
10	25	12		22.67	22.76	22.74		
10	25	25		22.79	22.76	22.64		
10	50	0		22.77	22.79	22.75		
10	1	0	16-QAM	23.00	23.13	23.29	23.69	0.2339
10	1	25		23.25	23.17	22.96		
10	1	49		23.06	22.81	22.64		
10	25	0		21.71	21.78	21.79		
10	25	12		21.75	21.82	21.66		
10	25	25		22.03	21.75	21.58		
10	50	0		21.82	21.85	21.64		
10	1	0	64-QAM	20.78	21.02	21.24	21.64	0.1459
10	1	25		20.93	20.99	21.12		
10	1	49		21.09	20.71	20.90		
10	25	0		19.77	20.00	19.83		
10	25	12		20.00	19.90	19.90		
10	25	25		20.00	20.06	19.81		
10	50	0		19.87	20.04	19.93		
10	1	0	256-QAM	17.89	17.97	18.30	18.70	0.0741
10	1	25		18.02	17.98	18.03		
10	1	49		18.11	17.88	17.84		
10	25	0		18.06	17.89	17.91		
10	25	12		17.76	17.79	17.95		
10	25	25		17.99	17.94	17.82		
10	50	0		17.90	17.90	17.89		
Limit	EIRP < 1W			Result			Pass	



LTE Band 66 Maximum Average Power [dBm] (GT - LC = 0.4 dB)								
BW [MHz]	RB Size	RB Offset	Mod	Lowest	Middle	Highest	EIRP (dBm)	EIRP (W)
5	1	0	QPSK	24.18	24.09	24.14	24.58	0.2871
5	1	12		24.10	24.07	24.05		
5	1	24		24.03	23.79	23.71		
5	12	0		22.74	22.76	22.84		
5	12	7		22.81	22.72	22.62		
5	12	13		22.76	22.79	22.48		
5	25	0		22.81	22.74	22.88		
5	1	0	16-QAM	23.13	23.10	23.17	23.62	0.2301
5	1	12		23.22	23.01	22.89		
5	1	24		23.18	22.92	22.78		
5	12	0		21.73	21.81	21.86		
5	12	7		21.77	21.75	21.69		
5	12	13		21.88	21.75	21.64		
5	25	0		21.90	21.71	21.82		
5	1	0	64-QAM	20.80	21.08	21.25	21.65	0.1462
5	1	12		20.85	21.01	20.94		
5	1	24		21.01	20.86	20.87		
5	12	0		19.92	19.84	19.90		
5	12	7		20.05	19.81	19.91		
5	12	13		19.90	19.95	19.85		
5	25	0		19.86	19.94	19.97		
5	1	0	256-QAM	17.89	17.92	18.17	18.57	0.0719
5	1	12		17.96	17.94	17.93		
5	1	24		18.07	17.87	17.92		
5	12	0		17.89	17.97	17.86		
5	12	7		17.84	17.76	17.86		
5	12	13		17.88	17.94	17.76		
5	25	0		17.95	17.75	17.96		
Limit	EIRP < 1W			Result			Pass	



LTE Band 66 Maximum Average Power [dBm] (GT - LC = 0.4 dB)								
BW [MHz]	RB Size	RB Offset	Mod	Lowest	Middle	Highest	EIRP (dBm)	EIRP (W)
3	1	0	QPSK	24.16	24.12	24.28	24.68	0.2938
3	1	8		24.05	23.97	24.04		
3	1	14		24.04	23.86	23.65		
3	8	0		22.88	22.72	22.89		
3	8	4		22.81	22.85	22.75		
3	8	7		22.86	22.76	22.59		
3	15	0		22.82	22.78	22.84		
3	1	0	16-QAM	22.93	23.15	23.30	23.70	0.2344
3	1	8		23.15	23.20	22.94		
3	1	14		23.20	22.78	22.73		
3	8	0		21.83	21.75	21.78		
3	8	4		21.75	21.80	21.60		
3	8	7		22.02	21.67	21.69		
3	15	0		21.82	21.69	21.64		
3	1	0	64-QAM	20.83	21.14	21.14	21.54	0.1426
3	1	8		20.85	20.97	21.03		
3	1	14		21.06	20.75	20.86		
3	8	0		19.87	19.96	19.98		
3	8	4		19.90	19.84	19.92		
3	8	7		20.04	19.90	19.94		
3	15	0		19.88	19.94	19.88		
3	1	0	256-QAM	17.83	17.95	18.15	18.55	0.0716
3	1	8		17.91	17.96	17.90		
3	1	14		18.03	18.06	17.82		
3	8	0		18.02	17.88	17.95		
3	8	4		17.88	17.80	18.02		
3	8	7		17.93	17.98	17.90		
3	15	0		17.88	17.89	18.04		
Limit	EIRP < 1W			Result			Pass	



LTE Band 66 Maximum Average Power [dBm] (GT - LC = 0.4 dB)								
BW [MHz]	RB Size	RB Offset	Mod	Lowest	Middle	Highest	EIRP (dBm)	EIRP (W)
1.4	1	0	QPSK	24.18	24.24	24.27	24.67	0.2931
1.4	1	3		24.02	23.98	24.00		
1.4	1	5		24.02	23.84	23.72		
1.4	3	0		24.15	24.16	24.25		
1.4	3	1		24.15	23.91	23.94		
1.4	3	3		24.03	23.80	23.77		
1.4	6	0		22.75	22.74	22.82		
1.4	1	0	16-QAM	22.82	22.72	22.72	23.66	0.2323
1.4	1	3		22.71	22.67	22.48		
1.4	1	5		22.76	22.76	22.83		
1.4	3	0		23.06	23.01	23.20		
1.4	3	1		23.26	23.06	22.91		
1.4	3	3		23.11	22.87	22.61		
1.4	6	0		21.86	21.78	21.80		
1.4	1	0	64-QAM	21.58	21.64	21.68	22.10	0.1622
1.4	1	3		21.65	21.70	21.59		
1.4	1	5		21.64	21.64	21.66		
1.4	3	0		20.86	21.03	21.11		
1.4	3	1		20.86	21.05	21.07		
1.4	3	3		21.08	20.80	20.83		
1.4	6	0		19.95	19.96	19.96		
1.4	1	0	256-QAM	17.78	17.96	18.30	18.70	0.0741
1.4	1	3		18.07	18.01	18.05		
1.4	1	5		18.09	18.03	17.82		
1.4	3	0		17.94	17.78	17.78		
1.4	3	1		17.88	17.94	17.99		
1.4	3	3		17.84	17.98	17.74		
1.4	6	0		17.82	17.84	17.87		
Limit	EIRP < 1W			Result			Pass	



LTE Band 71 Maximum Average Power [dBm] (GT - LC = -7 dB)								
BW [MHz]	RB Size	RB Offset	Mod	Lowest	Middle	Highest	ERP (dBm)	ERP (W)
20	1	0	QPSK	24.54	24.45	24.49	15.39	0.0346
20	1	49		24.32	24.29	24.27		
20	1	99		24.20	24.13	24.07		
20	50	0		23.55	23.45	23.49		
20	50	24		23.40	23.38	23.47		
20	50	50		23.39	23.35	23.35		
20	100	0		23.42	23.38	23.41		
20	1	0	16-QAM	23.38	23.48	23.45	14.74	0.0298
20	1	49		23.89	23.76	23.59		
20	1	99		23.03	23.48	23.14		
20	50	0		22.58	22.49	22.48		
20	50	24		22.44	22.43	22.45		
20	50	50		22.46	22.31	22.27		
20	100	0		22.47	22.40	22.36		
20	1	0	64-QAM	22.95	22.65	22.68	13.80	0.0240
20	1	49		22.72	22.50	22.81		
20	1	99		22.46	22.46	21.94		
20	50	0		21.59	21.58	21.54		
20	50	24		21.50	21.44	21.48		
20	50	50		21.38	21.46	21.35		
20	100	0		21.44	21.48	21.47		
20	1	0	256-QAM	19.69	19.78	19.76	10.63	0.0116
20	1	49		19.35	19.46	19.37		
20	1	99		19.38	19.53	19.51		
20	50	0		19.36	19.53	19.47		
20	50	24		19.38	19.47	19.36		
20	50	50		19.17	19.35	19.28		
20	100	0		19.26	19.45	19.37		
Limit	ERP < 3W			Result			Pass	



LTE Band 71 Maximum Average Power [dBm] (GT - LC = -7 dB)								
BW [MHz]	RB Size	RB Offset	Mod	Lowest	Middle	Highest	ERP (dBm)	ERP (W)
15	1	0	QPSK	24.38	24.38	24.37	15.23	0.0333
15	1	37		24.12	24.11	24.25		
15	1	74		24.09	23.93	24.05		
15	36	0		23.50	23.40	23.31		
15	36	20		23.32	23.31	23.28		
15	36	39		23.36	23.25	23.23		
15	75	0		23.25	23.27	23.23		
15	1	0	16-QAM	23.24	23.33	23.41	14.55	0.0285
15	1	37		23.70	23.56	23.42		
15	1	74		22.88	23.33	23.06		
15	36	0		22.38	22.38	22.47		
15	36	20		22.38	22.37	22.30		
15	36	39		22.28	22.27	22.25		
15	75	0		22.30	22.27	22.27		
15	1	0	64-QAM	22.79	22.45	22.56	13.64	0.0231
15	1	37		22.58	22.34	22.66		
15	1	74		22.26	22.44	21.78		
15	36	0		21.50	21.52	21.40		
15	36	20		21.36	21.37	21.41		
15	36	39		21.18	21.43	21.25		
15	75	0		21.35	21.41	21.31		
15	1	0	256-QAM	19.63	19.70	19.72	10.57	0.0114
15	1	37		19.31	19.30	19.27		
15	1	74		19.33	19.37	19.46		
15	36	0		19.16	19.36	19.27		
15	36	20		19.36	19.30	19.29		
15	36	39		19.08	19.32	19.17		
15	75	0		19.17	19.25	19.21		
Limit	ERP < 3W			Result			Pass	



LTE Band 71 Maximum Average Power [dBm] (GT - LC = -7 dB)								
BW [MHz]	RB Size	RB Offset	Mod	Lowest	Middle	Highest	ERP (dBm)	ERP (W)
10	1	0	QPSK	24.54	24.38	24.41	15.39	0.0346
10	1	25		24.32	24.27	24.27		
10	1	49		24.17	24.11	23.99		
10	25	0		23.55	23.32	23.29		
10	25	12		23.20	23.31	23.40		
10	25	25		23.38	23.21	23.34		
10	50	0		23.23	23.19	23.40		
10	1	0	16-QAM	23.21	23.41	23.26	14.70	0.0295
10	1	25		23.85	23.63	23.50		
10	1	49		22.94	23.44	23.06		
10	25	0		22.56	22.37	22.41		
10	25	12		22.33	22.38	22.27		
10	25	25		22.27	22.24	22.23		
10	50	0		22.41	22.40	22.22		
10	1	0	64-QAM	22.87	22.58	22.59	13.72	0.0236
10	1	25		22.53	22.30	22.77		
10	1	49		22.35	22.27	21.82		
10	25	0		21.42	21.49	21.53		
10	25	12		21.37	21.44	21.43		
10	25	25		21.29	21.46	21.34		
10	50	0		21.36	21.39	21.32		
10	1	0	256-QAM	19.57	19.60	19.61	10.46	0.0111
10	1	25		19.25	19.28	19.25		
10	1	49		19.19	19.41	19.32		
10	25	0		19.20	19.39	19.41		
10	25	12		19.23	19.27	19.30		
10	25	25		19.16	19.33	19.24		
10	50	0		19.19	19.32	19.37		
Limit	ERP < 3W			Result			Pass	



LTE Band 71 Maximum Average Power [dBm] (GT - LC = -7 dB)								
BW [MHz]	RB Size	RB Offset	Mod	Lowest	Middle	Highest	ERP (dBm)	ERP (W)
5	1	0	QPSK	24.43	24.36	24.29	15.28	0.0337
5	1	12		24.30	24.26	24.22		
5	1	24		24.15	24.06	23.98		
5	12	0		23.37	23.25	23.39		
5	12	7		23.25	23.21	23.31		
5	12	13		23.30	23.30	23.27		
5	25	0		23.39	23.38	23.21		
5	1	0	16-QAM	23.34	23.32	23.38	14.65	0.0292
5	1	12		23.80	23.63	23.49		
5	1	24		22.91	23.39	23.00		
5	12	0		22.53	22.49	22.34		
5	12	7		22.40	22.41	22.45		
5	12	13		22.28	22.19	22.15		
5	25	0		22.40	22.36	22.24		
5	1	0	64-QAM	22.95	22.55	22.57	13.80	0.0240
5	1	12		22.69	22.36	22.80		
5	1	24		22.34	22.38	21.77		
5	12	0		21.42	21.39	21.38		
5	12	7		21.50	21.42	21.33		
5	12	13		21.24	21.46	21.26		
5	25	0		21.38	21.42	21.34		
5	1	0	256-QAM	19.54	19.60	19.64	10.49	0.0112
5	1	12		19.29	19.35	19.35		
5	1	24		19.31	19.34	19.43		
5	12	0		19.31	19.41	19.27		
5	12	7		19.25	19.29	19.30		
5	12	13		19.04	19.35	19.26		
5	25	0		19.25	19.40	19.36		
Limit	ERP < 3W			Result			Pass	



LTE Band 14 Maximum Average Power [dBm] (GT - LC = -4.8 dB)								
BW [MHz]	RB Size	RB Offset	Mod	Lowest	Middle	Highest	ERP (dBm)	ERP (W)
10	1	0	QPSK		24.77		17.82	0.0605
10	1	25			24.37			
10	1	49			24.50			
10	25	0			23.74			
10	25	12			23.71			
10	25	25			23.70			
10	50	0			23.71			
10	1	0	16-QAM		23.81		16.86	0.0485
10	1	25			23.49			
10	1	49			23.63			
10	25	0			22.78			
10	25	12			22.68			
10	25	25			22.69			
10	50	0			22.57			
10	1	0	64-QAM		22.93		16.11	0.0408
10	1	25			22.78			
10	1	49			23.06			
10	25	0			21.66			
10	25	12			21.56			
10	25	25			21.55			
10	50	0			21.61			
10	1	0	256-QAM		19.81		12.86	0.0193
10	1	25			19.63			
10	1	49			19.74			
10	25	0			19.71			
10	25	12			19.73			
10	25	25			19.63			
10	50	0			19.68			
Limit	ERP < 3W			Result			Pass	



LTE Band 14 Maximum Average Power [dBm] (GT - LC = -4.8 dB)								
BW [MHz]	RB Size	RB Offset	Mod	Lowest	Middle	Highest	ERP (dBm)	ERP (W)
5	1	0	QPSK	24.75	24.74	24.63	17.80	0.0603
5	1	12		24.36	24.23	24.30		
5	1	24		24.45	24.32	24.44		
5	12	0		23.58	23.73	23.56		
5	12	7		23.60	23.69	23.68		
5	12	13		23.59	23.67	23.58		
5	25	0		23.62	23.59	23.67		
5	1	0	16-QAM	23.72	23.76	23.73	16.81	0.0480
5	1	12		23.42	23.44	23.38		
5	1	24		23.47	23.50	23.57		
5	12	0		22.73	22.75	22.68		
5	12	7		22.62	22.56	22.52		
5	12	13		22.57	22.51	22.62		
5	25	0		22.43	22.52	22.40		
5	1	0	64-QAM	22.73	22.86	22.80	16.09	0.0406
5	1	12		22.69	22.58	22.63		
5	1	24		23.02	22.99	23.04		
5	12	0		21.60	21.53	21.50		
5	12	7		21.37	21.50	21.41		
5	12	13		21.37	21.47	21.41		
5	25	0		21.60	21.54	21.43		
5	1	0	256-QAM	19.75	19.79	19.72	12.84	0.0192
5	1	12		19.50	19.51	19.51		
5	1	24		19.61	19.55	19.58		
5	12	0		19.68	19.70	19.56		
5	12	7		19.64	19.67	19.57		
5	12	13		19.53	19.48	19.43		
5	25	0		19.55	19.64	19.66		
Limit	ERP < 3W			Result			Pass	



LTE Band 26 (Part90S) Maximum Average Power [dBm] (GT - LC = -5.2 dB)								
BW [MHz]	RB Size	RB Offset	Mod	Lowest	Middle	Highest	ERP (dBm)	ERP (W)
15	1	0	QPSK	24.30	-	-	16.95	0.0495
15	1	37		24.09	-	-		
15	1	74		24.27	-	-		
15	36	0		23.33	-	-		
15	36	20		23.33	-	-		
15	36	39		23.26	-	-		
15	75	0		23.36	-	-		
15	1	0	16-QAM	23.10	-	-	15.86	0.0385
15	1	37		23.07	-	-		
15	1	74		23.21	-	-		
15	36	0		22.16	-	-		
15	36	20		22.22	-	-		
15	36	39		22.21	-	-		
15	75	0		22.32	-	-		
15	1	0	64-QAM	22.92	-	-	15.57	0.0361
15	1	37		22.02	-	-		
15	1	74		22.34	-	-		
15	36	0		21.41	-	-		
15	36	20		21.32	-	-		
15	36	39		21.30	-	-		
15	75	0		21.26	-	-		
15	1	0	256-QAM	19.50	-	-	12.15	0.0164
15	1	37		19.49	-	-		
15	1	74		19.34	-	-		
15	36	0		19.29	-	-		
15	36	20		19.28	-	-		
15	36	39		19.27	-	-		
15	75	0		19.25	-	-		
Limit	Power < 100W			Result			Pass	



LTE Band 26 (Part90S) Maximum Average Power [dBm] (GT - LC = -5.2 dB)								
BW [MHz]	RB Size	RB Offset	Mod	Lowest	Middle	Highest	ERP (dBm)	ERP (W)
10	1	0	QPSK	-	24.26	-	16.91	0.0491
10	1	25		-	24.07	-		
10	1	49		-	23.94	-		
10	25	0		-	23.22	-		
10	25	12		-	23.14	-		
10	25	25		-	23.19	-		
10	50	0		-	23.21	-		
10	1	0	16-QAM	-	23.75	-	16.40	0.0437
10	1	25		-	23.72	-		
10	1	49		-	23.26	-		
10	25	0		-	22.09	-		
10	25	12		-	22.09	-		
10	25	25		-	22.06	-		
10	50	0		-	22.25	-		
10	1	0	64-QAM	-	22.64	-	15.29	0.0338
10	1	25		-	22.20	-		
10	1	49		-	22.09	-		
10	25	0		-	21.27	-		
10	25	12		-	21.11	-		
10	25	25		-	21.10	-		
10	50	0		-	21.31	-		
10	1	0	256-QAM	-	19.43	-	12.08	0.0161
10	1	25		-	19.42	-		
10	1	49		-	19.20	-		
10	25	0		-	19.07	-		
10	25	12		-	19.22	-		
10	25	25		-	19.20	-		
10	50	0		-	19.23	-		
Limit	Power < 100W			Result			Pass	



LTE Band 26 (Part90S) Maximum Average Power [dBm] (GT - LC = -5.2 dB)								
BW [MHz]	RB Size	RB Offset	Mod	Lowest	Middle	Highest	ERP (dBm)	ERP (W)
5	1	0	QPSK	24.20	24.16	24.18	16.97	0.0498
5	1	12		23.94	23.88	23.87		
5	1	24		24.26	24.32	24.28		
5	12	0		23.18	23.25	23.12		
5	12	7		23.14	23.16	23.13		
5	12	13		23.09	23.19	23.07		
5	25	0		23.27	23.36	23.17		
5	1	0	16-QAM	23.05	23.00	23.01	15.75	0.0376
5	1	12		23.02	23.06	23.02		
5	1	24		23.08	22.98	23.10		
5	12	0		22.09	22.14	22.19		
5	12	7		22.11	22.15	22.14		
5	12	13		22.01	22.03	22.11		
5	25	0		22.17	22.27	22.21		
5	1	0	64-QAM	22.79	22.76	22.78	15.44	0.0350
5	1	12		21.99	22.04	22.03		
5	1	24		22.24	22.28	22.34		
5	12	0		21.28	21.38	21.38		
5	12	7		21.29	21.37	21.32		
5	12	13		21.20	21.17	21.23		
5	25	0		21.26	21.19	21.27		
5	1	0	256-QAM	19.43	19.44	19.53	12.18	0.0165
5	1	12		19.37	19.42	19.28		
5	1	24		19.28	19.32	19.19		
5	12	0		19.21	19.26	19.15		
5	12	7		19.24	19.19	19.30		
5	12	13		19.09	19.07	19.12		
5	25	0		19.25	19.16	19.20		
Limit	Power < 100W			Result			Pass	



LTE Band 26 (Part90S) Maximum Average Power [dBm] (GT - LC = -5.2 dB)								
BW [MHz]	RB Size	RB Offset	Mod	Lowest	Middle	Highest	ERP (dBm)	ERP (W)
3	1	0	QPSK	24.14	24.18	24.07	16.84	0.0483
3	1	8		24.06	23.96	23.98		
3	1	14		24.17	24.19	24.08		
3	8	0		23.30	23.34	23.32		
3	8	4		23.23	23.19	23.17		
3	8	7		23.23	23.17	23.28		
3	15	0		23.35	23.28	23.40		
3	1	0	16-QAM	22.91	23.00	23.00	15.82	0.0382
3	1	8		22.93	22.88	22.98		
3	1	14		23.16	23.17	23.13		
3	8	0		22.10	22.05	22.14		
3	8	4		22.21	22.22	22.13		
3	8	7		22.15	22.16	22.18		
3	15	0		22.27	22.23	22.33		
3	1	0	64-QAM	22.78	22.80	22.71	15.45	0.0351
3	1	8		21.95	22.01	22.02		
3	1	14		22.30	22.34	22.29		
3	8	0		21.23	21.14	21.29		
3	8	4		21.18	21.23	21.27		
3	8	7		21.12	21.19	21.10		
3	15	0		21.08	21.07	21.02		
3	1	0	256-QAM	19.31	19.24	19.39	12.04	0.0160
3	1	8		19.31	19.25	19.34		
3	1	14		19.23	19.26	19.22		
3	8	0		19.21	19.18	19.24		
3	8	4		19.19	19.13	19.27		
3	8	7		19.17	19.19	19.24		
3	15	0		19.18	19.26	19.14		
Limit	Power < 100W			Result			Pass	



LTE Band 26 (Part90S) Maximum Average Power [dBm] (GT - LC = -5.2 dB)								
BW [MHz]	RB Size	RB Offset	Mod	Lowest	Middle	Highest	ERP (dBm)	ERP (W)
1.4	1	0	QPSK	24.17	24.14	24.19	16.89	0.0489
1.4	1	3		23.95	23.94	23.85		
1.4	1	5		24.19	24.22	24.18		
1.4	3	0		24.24	24.19	24.17		
1.4	3	1		23.92	23.88	24.02		
1.4	3	3		24.20	24.19	24.12		
1.4	6	0		23.22	23.18	23.18		
1.4	1	0	16-QAM	22.77	22.80	22.81	15.86	0.0385
1.4	1	3		22.73	22.83	22.72		
1.4	1	5		22.97	23.04	22.87		
1.4	3	0		22.80	22.89	22.89		
1.4	3	1		22.81	22.73	22.80		
1.4	3	3		23.16	23.21	23.08		
1.4	6	0		22.06	22.07	22.16		
1.4	1	0	64-QAM	22.74	22.64	22.70	15.61	0.0364
1.4	1	3		21.85	21.85	21.93		
1.4	1	5		22.16	22.10	22.20		
1.4	3	0		22.91	22.94	22.96		
1.4	3	1		21.76	21.76	21.72		
1.4	3	3		22.29	22.24	22.24		
1.4	6	0		20.99	21.00	21.05		
1.4	1	0	256-QAM	19.24	19.27	19.30	12.12	0.0163
1.4	1	3		19.32	19.23	19.39		
1.4	1	5		19.17	19.13	19.14		
1.4	3	0		19.39	19.47	19.46		
1.4	3	1		19.31	19.21	19.39		
1.4	3	3		19.13	19.03	19.23		
1.4	6	0		19.17	19.09	19.25		
Limit	Power < 100W			Result			Pass	



LTE Band 26 (Part90S) Straddle Maximum Average Power [dBm] (GT - LC = -5.2 dB)								
BW [MHz]	RB Size	RB Offset	Mod	Lowest	Middle	Highest	ERP (dBm)	ERP (W)
15	1	0	QPSK	-	24.26	-	16.99	0.0500
15	1	37		-	23.99	-		
15	1	74		-	24.34	-		
15	36	0		-	23.29	-		
15	36	20		-	23.37	-		
15	36	39		-	23.17	-		
15	75	0		-	23.27	-		
15	1	0	16-QAM	-	23.11	-	15.85	0.0385
15	1	37		-	23.02	-		
15	1	74		-	23.20	-		
15	36	0		-	22.17	-		
15	36	20		-	22.17	-		
15	36	39		-	22.18	-		
15	75	0		-	22.23	-		
15	1	0	64-QAM	-	22.95	-	15.60	0.0363
15	1	37		-	22.06	-		
15	1	74		-	22.42	-		
15	36	0		-	21.33	-		
15	36	20		-	21.24	-		
15	36	39		-	21.31	-		
15	75	0		-	21.19	-		
15	1	0	256-QAM	-	19.47	-	12.12	0.0163
15	1	37		-	19.44	-		
15	1	74		-	19.42	-		
15	36	0		-	19.30	-		
15	36	20		-	19.38	-		
15	36	39		-	19.29	-		
15	75	0		-	19.28	-		
Limit	Reporting only			Result			N/A	



LTE Band 26 (Part90S) Straddle Maximum Average Power [dBm] (GT - LC = -5.2 dB)								
BW [MHz]	RB Size	RB Offset	Mod	Lowest	Middle	Highest	ERP (dBm)	ERP (W)
10	1	0	QPSK	-	24.14	-	16.93	0.0493
10	1	25		-	24.14	-		
10	1	49		-	24.28	-		
10	25	0		-	23.30	-		
10	25	12		-	23.35	-		
10	25	25		-	23.09	-		
10	50	0		-	23.28	-		
10	1	0	16-QAM	-	23.06	-	15.91	0.0390
10	1	25		-	22.93	-		
10	1	49		-	23.26	-		
10	25	0		-	22.21	-		
10	25	12		-	22.15	-		
10	25	25		-	21.93	-		
10	50	0		-	22.24	-		
10	1	0	64-QAM	-	22.92	-	15.57	0.0361
10	1	25		-	21.87	-		
10	1	49		-	22.21	-		
10	25	0		-	21.24	-		
10	25	12		-	21.35	-		
10	25	25		-	21.22	-		
10	50	0		-	20.96	-		
10	1	0	256-QAM	-	19.47	-	12.12	0.0163
10	1	25		-	19.42	-		
10	1	49		-	19.27	-		
10	25	0		-	19.22	-		
10	25	12		-	19.20	-		
10	25	25		-	19.18	-		
10	50	0		-	19.11	-		
Limit	Reporting only			Result			N/A	



LTE Band 26 (Part90S) Straddle Maximum Average Power [dBm] (GT - LC = -5.2 dB)								
BW [MHz]	RB Size	RB Offset	Mod	Lowest	Middle	Highest	ERP (dBm)	ERP (W)
5	1	0	QPSK	-	24.19	-	16.84	0.0483
5	1	12		-	23.86	-		
5	1	24		-	24.17	-		
5	12	0		-	23.19	-		
5	12	7		-	23.13	-		
5	12	13		-	23.08	-		
5	25	0		-	23.21	-		
5	1	0	16-QAM	-	23.03	-	15.75	0.0376
5	1	12		-	23.08	-		
5	1	24		-	23.10	-		
5	12	0		-	22.01	-		
5	12	7		-	22.13	-		
5	12	13		-	22.10	-		
5	25	0		-	22.26	-		
5	1	0	64-QAM	-	22.77	-	15.42	0.0348
5	1	12		-	21.94	-		
5	1	24		-	22.25	-		
5	12	0		-	21.28	-		
5	12	7		-	21.34	-		
5	12	13		-	21.28	-		
5	25	0		-	21.35	-		
5	1	0	256-QAM	-	19.52	-	12.17	0.0165
5	1	12		-	19.35	-		
5	1	24		-	19.19	-		
5	12	0		-	19.19	-		
5	12	7		-	19.26	-		
5	12	13		-	18.99	-		
5	25	0		-	19.32	-		
Limit	Reporting only			Result			N/A	



LTE Band 26 (Part90S) Straddle Maximum Average Power [dBm] (GT - LC = -5.2 dB)								
BW [MHz]	RB Size	RB Offset	Mod	Lowest	Middle	Highest	ERP (dBm)	ERP (W)
3	1	0	QPSK	-	24.15	-	16.80	0.0479
3	1	8		-	24.04	-		
3	1	14		-	24.11	-		
3	8	0		-	23.35	-		
3	8	4		-	23.33	-		
3	8	7		-	23.31	-		
3	15	0		-	23.32	-		
3	1	0	16-QAM	-	22.96	-	15.91	0.0390
3	1	8		-	22.99	-		
3	1	14		-	23.26	-		
3	8	0		-	22.17	-		
3	8	4		-	22.29	-		
3	8	7		-	22.19	-		
3	15	0		-	22.29	-		
3	1	0	64-QAM	-	22.79	-	15.44	0.0350
3	1	8		-	21.88	-		
3	1	14		-	22.34	-		
3	8	0		-	21.31	-		
3	8	4		-	21.11	-		
3	8	7		-	21.19	-		
3	15	0		-	21.18	-		
3	1	0	256-QAM	-	19.22	-	11.92	0.0156
3	1	8		-	19.25	-		
3	1	14		-	19.27	-		
3	8	0		-	19.12	-		
3	8	4		-	19.17	-		
3	8	7		-	19.24	-		
3	15	0		-	19.24	-		
Limit	Reporting only			Result			N/A	



LTE Band 26 (Part90S) Straddle Maximum Average Power [dBm] (GT - LC = -5.2 dB)								
BW [MHz]	RB Size	RB Offset	Mod	Lowest	Middle	Highest	ERP (dBm)	ERP (W)
1.4	1	0	QPSK	-	24.15	-	16.96	0.0497
1.4	1	3		-	23.87	-		
1.4	1	5		-	24.14	-		
1.4	3	0		-	24.31	-		
1.4	3	1		-	23.99	-		
1.4	3	3		-	24.20	-		
1.4	6	0		-	23.16	-		
1.4	1	0	16-QAM	-	22.87	-	15.80	0.0380
1.4	1	3		-	22.83	-		
1.4	1	5		-	23.03	-		
1.4	3	0		-	22.82	-		
1.4	3	1		-	22.88	-		
1.4	3	3		-	23.15	-		
1.4	6	0		-	22.11	-		
1.4	1	0	64-QAM	-	22.66	-	15.58	0.0361
1.4	1	3		-	21.78	-		
1.4	1	5		-	22.25	-		
1.4	3	0		-	22.93	-		
1.4	3	1		-	21.71	-		
1.4	3	3		-	22.38	-		
1.4	6	0		-	20.95	-		
1.4	1	0	256-QAM	-	19.20	-	12.02	0.0159
1.4	1	3		-	19.25	-		
1.4	1	5		-	19.26	-		
1.4	3	0		-	19.37	-		
1.4	3	1		-	19.24	-		
1.4	3	3		-	19.08	-		
1.4	6	0		-	19.27	-		
Limit	Reporting only			Result			N/A	



LTE Band 5B_CA Maximum Average Power [dBm] (GT - LC = -5.2 dB)										
BW [MHz]	PCC		SCC		Mod	Lowest	Middle	Highest	ERP (dBm)	ERP (W)
	RB Size	RB Offset	RB Size	RB Offset						
10+10	50	0	50	0	QPSK	21.12	20.52	20.69	15.08	0.0322
10+10	1	0	1	49		15.21	15.19	15.02		
10+10	1	49	1	0		22.43	22.25	22.39		
10+10	50	0	50	0	16-QAM	19.60	19.88	19.76	14.34	0.0272
10+10	1	0	1	49		15.90	15.71	15.41		
10+10	1	49	1	0		21.55	21.69	21.62		
10+10	50	0	50	0	64-QAM	19.80	19.57	19.71	12.45	0.0176
10+10	1	0	1	49		15.73	15.71	15.59		
10+10	1	49	1	0		19.60	19.67	19.67		
10+10	50	0	50	0	256-QAM	17.34	17.45	17.61	10.26	0.0106
10+10	1	0	1	49		15.65	15.52	15.46		
10+10	1	49	1	0		17.49	17.49	17.58		
10+5	50	0	25	0	QPSK	20.41	20.91	20.72	14.92	0.0310
10+5	1	0	1	24		13.23	13.24	13.39		
10+5	1	49	1	0		22.26	22.27	22.26		
10+5	50	0	25	0	16-QAM	19.39	19.55	20.00	14.69	0.0294
10+5	1	0	1	24		13.74	13.63	13.79		
10+5	1	49	1	0		21.63	21.68	22.04		
10+5	50	0	25	0	64-QAM	19.41	19.56	20.24	12.89	0.0195
10+5	1	0	1	24		13.68	13.66	13.68		
10+5	1	49	1	0		19.49	19.64	19.60		
10+5	50	0	25	0	256-QAM	17.35	17.45	17.76	10.41	0.0110
10+5	1	0	1	24		13.69	13.63	13.80		
10+5	1	49	1	0		17.55	17.72	17.58		
5+10	25	0	50	0	QPSK	20.53	20.39	20.66	15.08	0.0322
5+10	1	0	1	49		13.17	13.11	13.28		
5+10	1	24	1	0		22.29	22.23	22.43		
5+10	25	0	50	0	16-QAM	19.78	19.41	19.74	14.76	0.0299
5+10	1	0	1	49		13.62	13.57	13.77		
5+10	1	24	1	0		21.68	22.11	21.63		
5+10	25	0	50	0	64-QAM	19.53	19.46	20.18	12.83	0.0192
5+10	1	0	1	49		13.56	13.58	13.69		
5+10	1	24	1	0		19.57	19.83	19.67		
5+10	25	0	50	0	256-QAM	17.50	17.32	17.64	10.29	0.0107
5+10	1	0	1	49		13.50	13.29	13.67		
5+10	1	24	1	0		17.48	17.49	17.52		
Limit	ERP < 7W					Result			Pass	



LTE Band 5B_CA Maximum Average Power [dBm] (GT - LC = -5.2 dB)										
BW [MHz]	PCC		SCC		Mod	Lowest	Middle	Highest	ERP (dBm)	ERP (W)
	RB Size	RB Offset	RB Size	RB Offset						
5+3	25	0	15	0	QPSK	23.03	22.45	22.50	15.68	0.0370
5+3	1	0	1	14		14.16	13.66	14.05		
5+3	1	24	1	0		22.29	22.36	22.46		
5+3	25	0	15	0	16-QAM	22.58	22.46	22.54	15.67	0.0369
5+3	1	0	1	14		14.66	14.04	14.57		
5+3	1	24	1	0		22.62	23.02	22.59		
5+3	25	0	15	0	64-QAM	22.98	22.44	22.50	15.64	0.0366
5+3	1	0	1	14		14.52	14.02	15.06		
5+3	1	24	1	0		22.99	22.49	22.96		
5+3	25	0	15	0	256-QAM	22.40	22.30	22.34	15.13	0.0326
5+3	1	0	1	14		14.45	14.96	14.32		
5+3	1	24	1	0		22.39	22.48	22.28		
3+5	15	0	25	0	QPSK	22.59	23.16	23.07	16.64	0.0461
3+5	1	0	1	24		14.25	23.89	23.92		
3+5	1	14	1	0		22.78	23.99	23.59		
3+5	15	0	25	0	16-QAM	22.62	22.75	22.02	15.96	0.0394
3+5	1	0	1	24		14.64	14.14	14.52		
3+5	1	14	1	0		22.57	23.31	22.49		
3+5	15	0	25	0	64-QAM	20.46	22.43	22.47	15.18	0.0330
3+5	1	0	1	24		14.49	14.11	22.34		
3+5	1	14	1	0		22.47	22.53	22.17		
3+5	15	0	25	0	256-QAM	22.84	22.52	22.55	15.49	0.0354
3+5	1	0	1	24		14.44	14.06	15.51		
3+5	1	14	1	0		22.40	22.37	22.47		
Limit	ERP < 7W					Result			Pass	



LTE Band 66B_CA Maximum Average Power [dBm] (GT - LC = 0.4 dB)										
BW [MHz]	PCC		SCC		Mod	Lowest	Middle	Highest	EIRP (dBm)	EIRP (W)
	RB Size	RB Offset	RB Size	RB Offset						
10+10	50	0	50	0	QPSK	20.75	20.40	20.77	23.06	0.2023
10+10	1	0	1	49		15.24	14.88	15.67		
10+10	1	49	1	0		22.66	22.12	22.11		
10+10	50	0	50	0	16-QAM	19.64	19.33	19.37	22.27	0.1687
10+10	1	0	1	49		15.62	15.16	15.40		
10+10	1	49	1	0		21.84	21.57	21.87		
10+10	50	0	50	0	64-QAM	19.71	19.55	19.40	20.22	0.1052
10+10	1	0	1	49		15.62	15.24	15.42		
10+10	1	49	1	0		19.82	19.47	19.48		
10+10	50	0	50	0	256-QAM	17.62	17.29	17.27	18.17	0.0656
10+10	1	0	1	49		15.62	15.22	15.41		
10+10	1	49	1	0		17.77	17.57	17.44		
15+5	75	0	25	0	QPSK	20.53	20.49	20.66	22.78	0.1897
15+5	1	0	1	24		15.14	14.86	14.98		
15+5	1	74	1	0		22.30	22.38	21.83		
15+5	75	0	25	0	16-QAM	19.56	19.34	19.26	22.31	0.1702
15+5	1	0	1	24		15.57	15.32	15.41		
15+5	1	74	1	0		21.91	21.33	21.28		
15+5	75	0	25	0	64-QAM	19.78	19.14	19.29	20.50	0.1122
15+5	1	0	1	24		15.47	15.09	15.37		
15+5	1	74	1	0		20.10	19.41	19.35		
15+5	75	0	25	0	256-QAM	17.49	17.20	17.24	18.13	0.0650
15+5	1	0	1	24		15.51	15.13	15.39		
15+5	1	74	1	0		17.73	17.38	17.32		
5+15	25	0	75	0	QPSK	20.46	20.16	20.09	22.59	0.1816
5+15	1	0	1	74		15.17	14.74	14.77		
5+15	1	24	1	0		22.19	22.09	21.94		
5+15	25	0	75	0	16-QAM	19.53	19.19	19.17	22.25	0.1679
5+15	1	0	1	74		15.53	14.97	15.22		
5+15	1	24	1	0		21.67	21.85	21.48		
5+15	25	0	75	0	64-QAM	19.48	19.13	19.18	20.35	0.1084
5+15	1	0	1	74		15.60	14.93	15.10		
5+15	1	24	1	0		19.64	19.50	19.95		
5+15	25	0	75	0	256-QAM	17.52	17.20	17.20	18.14	0.0652
5+15	1	0	1	74		15.43	14.97	15.09		
5+15	1	24	1	0		17.74	17.45	17.35		
Limit	EIRP < 1W				Result			Pass		



LTE Band 66B_CA Maximum Average Power [dBm] (GT - LC = 0.4 dB)										
BW [MHz]	PCC		SCC		Mod	Lowest	Middle	Highest	EIRP (dBm)	EIRP (W)
	RB Size	RB Offset	RB Size	RB Offset						
10+5	50	0	25	0	QPSK	20.93	20.69	20.31	23.15	0.2065
10+5	1	0	1	24		13.23	13.14	13.23		
10+5	1	49	1	0		22.75	22.01	22.35		
10+5	50	0	25	0	16-QAM	19.55	19.29	19.30	22.09	0.1618
10+5	1	0	1	24		13.55	13.47	13.66		
10+5	1	49	1	0		21.69	21.54	21.34		
10+5	50	0	25	0	64-QAM	19.58	19.27	19.35	20.18	0.1042
10+5	1	0	1	24		13.57	13.35	13.54		
10+5	1	49	1	0		19.78	19.50	19.25		
10+5	50	0	25	0	256-QAM	17.55	17.29	17.29	18.12	0.0649
10+5	1	0	1	24		13.53	13.36	13.57		
10+5	1	49	1	0		17.72	17.37	17.34		
5+10	25	0	50	0	QPSK	20.46	20.36	20.26	22.69	0.1858
5+10	1	0	1	49		13.17	13.08	13.16		
5+10	1	24	1	0		22.29	22.16	22.03		
5+10	25	0	50	0	16-QAM	19.51	19.28	19.27	22.14	0.1637
5+10	1	0	1	49		13.58	13.34	13.41		
5+10	1	24	1	0		21.74	21.54	21.29		
5+10	25	0	50	0	64-QAM	19.49	19.27	19.22	20.08	0.1019
5+10	1	0	1	49		13.66	13.33	13.52		
5+10	1	24	1	0		19.68	19.54	19.44		
5+10	25	0	50	0	256-QAM	17.49	17.27	17.27	18.13	0.0650
5+10	1	0	1	49		13.52	13.22	13.37		
5+10	1	24	1	0		17.73	17.39	17.49		
5+5	25	0	25	0	QPSK	20.50	20.74	10.58	22.64	0.1837
5+5	1	0	1	24		13.42	13.40	11.68		
5+5	1	24	1	0		22.24	22.18	13.52		
5+5	25	0	25	0	16-QAM	19.73	19.37	7.69	22.13	0.1633
5+5	1	0	1	24		13.81	13.90	7.55		
5+5	1	24	1	0		21.73	21.57	11.76		
5+5	25	0	25	0	64-QAM	19.51	19.32	7.70	20.07	0.1016
5+5	1	0	1	24		13.82	13.88	11.47		
5+5	1	24	1	0		19.67	19.44	11.46		
5+5	25	0	25	0	256-QAM	11.72	7.78	13.02	13.93	0.0247
5+5	1	0	1	24		11.50	7.70	11.53		
5+5	1	24	1	0		9.36	8.12	13.53		
Limit	EIRP < 1W					Result			Pass	



LTE Band 66C_CA Maximum Average Power [dBm] (GT - LC = 0.4 dB)										
BW [MHz]	PCC		SCC		Mod	Lowest	Middle	Highest	EIRP (dBm)	EIRP (W)
	RB Size	RB Offset	RB Size	RB Offset						
20+20	100	0	100	0	QPSK	20.75	20.20	20.68	23.29	0.2133
20+20	1	0	1	99		15.25	14.90	14.84		
20+20	1	99	1	0		22.89	22.16	22.43		
20+20	100	0	100	0	16-QAM	19.78	19.23	19.19	22.74	0.1879
20+20	1	0	1	99		15.62	15.21	15.26		
20+20	1	99	1	0		22.34	21.57	21.41		
20+20	100	0	100	0	64-QAM	19.75	19.23	19.22	20.37	0.1089
20+20	1	0	1	99		15.62	15.16	15.07		
20+20	1	99	1	0		19.97	19.63	19.55		
20+20	100	0	100	0	256-QAM	17.68	17.29	17.23	18.39	0.0690
20+20	1	0	1	99		15.45	15.07	15.10		
20+20	1	99	1	0		17.99	17.59	17.50		
20+15	100	0	75	0	QPSK	20.73	20.17	20.17	24.44	0.2780
20+15	1	0	1	74		15.26	14.87	14.85		
20+15	1	74	1	0		24.04	22.44	21.93		
20+15	100	0	75	0	16-QAM	19.74	19.15	19.25	22.57	0.1807
20+15	1	0	1	74		15.53	15.07	16.58		
20+15	1	74	1	0		22.17	21.92	21.55		
20+15	100	0	75	0	64-QAM	19.99	19.17	19.16	20.39	0.1094
20+15	1	0	1	74		15.63	15.15	15.01		
20+15	1	74	1	0		19.86	19.53	19.49		
20+15	100	0	75	0	256-QAM	17.69	17.21	17.17	18.37	0.0687
20+15	1	0	1	74		15.52	15.04	15.03		
20+15	1	74	1	0		17.97	17.40	17.42		
15+20	75	0	100	0	QPSK	21.08	20.71	20.10	23.18	0.2080
15+20	1	0	1	99		15.20	14.75	14.68		
15+20	1	74	1	0		22.78	22.50	22.29		
15+20	75	0	100	0	16-QAM	19.72	19.20	19.12	22.29	0.1694
15+20	1	0	1	99		15.69	15.11	15.15		
15+20	1	74	1	0		21.89	21.66	21.80		
15+20	75	0	100	0	64-QAM	19.70	19.17	19.10	20.33	0.1079
15+20	1	0	1	99		15.57	15.64	15.01		
15+20	1	74	1	0		19.93	19.54	19.49		
15+20	75	0	100	0	256-QAM	17.72	17.26	17.17	18.31	0.0678
15+20	1	0	1	99		15.53	15.01	14.97		
15+20	1	74	1	0		17.91	17.61	17.52		
Limit	EIRP < 1W				Result			Pass		



LTE Band 66C_CA Maximum Average Power [dBm] (GT - LC = 0.4 dB)										
BW [MHz]	PCC		SCC		Mod	Lowest	Middle	Highest	EIRP (dBm)	EIRP (W)
	RB Size	RB Offset	RB Size	RB Offset						
20+10	100	0	50	0	QPSK	20.68	20.16	20.18	23.22	0.2099
20+10	1	0	1	49		15.22	14.85	14.91		
20+10	1	99	1	0		22.82	21.98	21.91		
20+10	100	0	50	0	16-QAM	19.94	19.20	19.19	22.71	0.1866
20+10	1	0	1	49		15.64	15.19	15.31		
20+10	1	99	1	0		22.31	21.88	21.69		
20+10	100	0	50	0	64-QAM	19.67	19.17	19.20	20.31	0.1074
20+10	1	0	1	49		15.59	15.15	15.30		
20+10	1	99	1	0		19.91	19.48	19.59		
20+10	100	0	50	0	256-QAM	17.71	17.26	17.27	18.39	0.0690
20+10	1	0	1	49		15.52	15.07	15.09		
20+10	1	99	1	0		17.99	17.38	17.33		
10+20	50	0	100	0	QPSK	20.59	20.14	20.06	22.65	0.1841
10+20	1	0	1	99		15.16	14.67	14.65		
10+20	1	49	1	0		22.25	22.12	21.92		
10+20	50	0	100	0	16-QAM	19.59	19.18	19.32	22.33	0.1710
10+20	1	0	1	99		15.65	15.11	15.85		
10+20	1	49	1	0		21.76	21.93	21.42		
10+20	50	0	100	0	64-QAM	19.60	19.15	19.08	20.17	0.1040
10+20	1	0	1	99		15.53	14.98	15.57		
10+20	1	49	1	0		19.74	19.77	19.47		
10+20	50	0	100	0	256-QAM	17.64	17.28	17.16	18.15	0.0653
10+20	1	0	1	99		15.59	14.93	14.98		
10+20	1	49	1	0		17.75	17.62	17.45		
20+5	100	0	25	0	QPSK	21.13	20.20	20.73	22.84	0.1923
20+5	1	0	1	24		15.25	14.95	15.07		
20+5	1	99	1	0		22.44	21.94	22.19		
20+5	100	0	25	0	16-QAM	19.69	19.22	19.33	22.67	0.1849
20+5	1	0	1	24		15.67	15.25	15.45		
20+5	1	99	1	0		22.27	21.44	21.35		
20+5	100	0	25	0	64-QAM	19.69	19.19	19.33	20.30	0.1072
20+5	1	0	1	24		15.55	15.23	15.41		
20+5	1	99	1	0		19.90	19.45	19.32		
20+5	100	0	25	0	256-QAM	17.64	17.25	17.32	18.25	0.0668
20+5	1	0	1	24		15.46	15.15	15.25		
20+5	1	99	1	0		17.85	17.43	17.32		
Limit	EIRP < 1W				Result				Pass	



LTE Band 66C_CA Maximum Average Power [dBm] (GT - LC = 0.4 dB)										
BW [MHz]	PCC		SCC		Mod	Lowest	Middle	Highest	EIRP (dBm)	EIRP (W)
	RB Size	RB Offset	RB Size	RB Offset						
5+20	25	0	100	0	QPSK	21.09	20.16	20.65	22.76	0.1888
5+20	1	0	1	99		15.22	14.99	15.02		
5+20	1	24	1	0		22.36	21.89	22.13		
5+20	25	0	100	0	16-QAM	19.59	19.21	19.23	22.56	0.1803
5+20	1	0	1	99		15.45	15.21	15.33		
5+20	1	24	1	0		22.16	21.56	21.32		
5+20	25	0	100	0	64-QAM	19.56	19.20	19.26	20.28	0.1067
5+20	1	0	1	99		15.45	15.11	15.39		
5+20	1	24	1	0		19.88	19.41	19.66		
5+20	25	0	100	0	256-QAM	17.56	17.13	17.28	18.17	0.0656
5+20	1	0	1	99		15.36	15.02	15.26		
5+20	1	24	1	0		17.77	17.66	17.29		
Limit	EIRP < 1W					Result			Pass	



LTE Band 66C_CA Maximum Average Power [dBm] (GT - LC = 0.4 dB)										
BW [MHz]	PCC		SCC		Mod	Lowest	Middle	Highest	EIRP (dBm)	EIRP (W)
	RB Size	RB Offset	RB Size	RB Offset						
15+10	75	0	50	0	QPSK	20.58	20.18	20.14	22.78	0.1897
15+10	1	0	1	49		15.10	14.78	14.90		
15+10	1	74	1	0		22.38	22.04	22.24		
15+10	75	0	50	0	16-QAM	19.78	19.16	19.19	22.57	0.1807
15+10	1	0	1	49		15.56	15.14	15.19		
15+10	1	74	1	0		22.17	21.47	21.74		
15+10	75	0	50	0	64-QAM	19.81	19.18	19.19	20.21	0.1050
15+10	1	0	1	49		15.54	15.14	15.14		
15+10	1	74	1	0		19.79	19.53	19.21		
15+10	75	0	50	0	256-QAM	17.65	17.25	17.27	18.22	0.0664
15+10	1	0	1	49		15.57	15.04	15.11		
15+10	1	74	1	0		17.82	17.46	17.49		
10+15	50	0	75	0	QPSK	20.46	20.09	20.09	22.66	0.1845
10+15	1	0	1	74		15.02	14.66	14.82		
10+15	1	49	1	0		22.26	22.03	22.12		
10+15	50	0	75	0	16-QAM	19.82	19.10	19.21	22.53	0.1791
10+15	1	0	1	74		15.46	15.28	15.16		
10+15	1	49	1	0		22.13	21.55	21.58		
10+15	50	0	75	0	64-QAM	19.79	19.11	19.23	20.19	0.1045
10+15	1	0	1	74		15.48	15.26	15.34		
10+15	1	49	1	0		19.66	19.48	19.22		
10+15	50	0	75	0	256-QAM	17.58	17.28	17.22	18.06	0.0640
10+15	1	0	1	74		15.52	15.01	15.28		
10+15	1	49	1	0		17.28	17.66	17.45		
15+15	75	0	75	0	QPSK	21.10	20.21	20.21	22.84	0.1923
15+15	1	0	1	74		15.26	14.84	15.48		
15+15	1	74	1	0		22.44	22.05	22.39		
15+15	75	0	75	0	16-QAM	19.64	19.35	19.17	22.17	0.1648
15+15	1	0	1	74		15.79	15.25	16.16		
15+15	1	74	1	0		21.77	21.53	21.75		
15+15	75	0	75	0	64-QAM	19.67	19.20	19.18	20.24	0.1057
15+15	1	0	1	74		15.68	15.10	15.63		
15+15	1	74	1	0		19.84	19.63	19.61		
15+15	75	0	75	0	256-QAM	17.65	17.30	17.25	18.22	0.0664
15+15	1	0	1	74		15.67	15.11	15.59		
15+15	1	74	1	0		17.82	17.63	17.51		
Limit	EIRP < 1W					Result			Pass	



LTE Band 7C_CA Maximum Average Power [dBm] (GT - LC = -0.1 dB)										
BW [MHz]	PCC		SCC		Mod	Lowest	Middle	Highest	EIRP (dBm)	EIRP (W)
	RB Size	RB Offset	RB Size	RB Offset						
20+20	100	0	100	0	QPSK	19.00	18.64	19.02	21.63	0.1455
20+20	1	0	1	99		13.45	12.86	13.34		
20+20	1	99	1	0		21.28	21.73	21.03		
20+20	100	0	100	0	16-QAM	18.36	18.10	18.48	20.88	0.1225
20+20	1	0	1	99		14.00	13.19	13.75		
20+20	1	99	1	0		20.98	20.61	20.66		
20+20	100	0	100	0	64-QAM	18.33	18.42	17.52	18.53	0.0713
20+20	1	0	1	99		13.91	13.22	13.63		
20+20	1	99	1	0		18.63	18.42	18.08		
20+20	100	0	100	0	256-QAM	16.81	16.77	16.58	17.72	0.0592
20+20	1	0	1	99		13.82	13.58	13.66		
20+20	1	99	1	0		17.79	17.82	17.82		
20+15	100	0	75	0	QPSK	19.01	18.57	19.15	21.09	0.1285
20+15	1	0	1	74		13.51	12.80	13.06		
20+15	1	99	1	0		20.86	21.19	20.54		
20+15	100	0	75	0	16-QAM	18.38	17.78	17.80	20.20	0.1047
20+15	1	0	1	74		14.00	13.22	13.48		
20+15	1	99	1	0		20.30	20.10	19.99		
20+15	100	0	75	0	64-QAM	17.99	17.68	17.88	18.15	0.0653
20+15	1	0	1	74		14.02	13.13	13.45		
20+15	1	99	1	0		18.25	18.00	17.93		
20+15	100	0	75	0	256-QAM	15.88	15.23	15.31	15.78	0.0378
20+15	1	0	1	74		13.62	13.64	13.24		
20+15	1	99	1	0		15.32	15.33	15.66		
15+20	75	0	100	0	QPSK	18.85	18.76	18.57	20.92	0.1236
15+20	1	0	1	99		13.32	12.61	12.91		
15+20	1	74	1	0		20.87	20.84	21.02		
15+20	75	0	100	0	16-QAM	17.89	17.68	17.59	20.18	0.1042
15+20	1	0	1	99		13.80	13.13	13.49		
15+20	1	74	1	0		20.11	20.28	20.06		
15+20	75	0	100	0	64-QAM	17.86	17.70	17.59	18.52	0.0711
15+20	1	0	1	99		13.69	13.01	13.31		
15+20	1	74	1	0		18.16	18.62	17.90		
15+20	75	0	100	0	256-QAM	15.42	15.77	15.74	15.67	0.0369
15+20	1	0	1	99		13.66	13.28	13.58		
15+20	1	74	1	0		15.38	15.69	15.59		
Limit	EIRP < 2W					Result			Pass	



LTE Band 7C_CA Maximum Average Power [dBm] (GT - LC = -0.1 dB)										
BW [MHz]	PCC		SCC		Mod	Lowest	Middle	Highest	EIRP (dBm)	EIRP (W)
	RB Size	RB Offset	RB Size	RB Offset						
20+10	100	0	75	0	QPSK	18.93	18.62	18.97	21.01	0.1262
20+10	1	0	1	74		13.48	12.95	13.14		
20+10	1	99	1	0		20.90	21.11	20.61		
20+10	100	0	75	0	16-QAM	18.00	17.67	17.88	20.23	0.1054
20+10	1	0	1	74		14.09	13.42	13.73		
20+10	1	99	1	0		20.33	20.09	20.03		
20+10	100	0	75	0	64-QAM	18.02	17.65	17.90	17.98	0.0628
20+10	1	0	1	74		13.94	13.37	13.64		
20+10	1	99	1	0		18.08	18.01	18.05		
20+10	100	0	75	0	256-QAM	15.82	15.95	15.91	15.85	0.0385
20+10	1	0	1	74		13.66	13.56	13.54		
20+10	1	99	1	0		15.68	15.81	15.77		
10+20	75	0	100	0	QPSK	19.01	18.67	19.08	21.02	0.1265
10+20	1	0	1	99		13.23	12.79	12.88		
10+20	1	74	1	0		21.12	20.75	20.53		
10+20	75	0	100	0	16-QAM	17.96	17.86	17.63	20.40	0.1096
10+20	1	0	1	99		13.75	13.28	13.41		
10+20	1	74	1	0		20.01	20.50	19.98		
10+20	75	0	100	0	64-QAM	17.86	17.87	17.59	18.04	0.0637
10+20	1	0	1	99		13.56	13.15	13.28		
10+20	1	74	1	0		18.14	18.05	18.00		
10+20	75	0	100	0	256-QAM	15.82	15.81	15.67	15.98	0.0396
10+20	1	0	1	99		13.59	13.14	13.28		
10+20	1	74	1	0		16.05	16.08	15.85		
15+15	75	0	100	0	QPSK	18.96	18.97	19.37	21.11	0.1291
15+15	1	0	1	99		13.51	12.96	13.14		
15+15	1	74	1	0		21.16	21.21	21.18		
15+15	75	0	100	0	16-QAM	18.51	17.97	18.11	20.65	0.1161
15+15	1	0	1	99		14.15	14.76	13.80		
15+15	1	74	1	0		20.75	20.69	20.12		
15+15	75	0	100	0	64-QAM	18.34	17.94	17.81	18.35	0.0684
15+15	1	0	1	99		14.00	13.33	13.51		
15+15	1	74	1	0		18.45	18.40	18.01		
15+15	75	0	100	0	256-QAM	15.78	15.28	15.88	15.82	0.0382
15+15	1	0	1	99		13.56	13.66	13.65		
15+15	1	74	1	0		15.92	15.71	15.82		
Limit	EIRP < 2W					Result			Pass	



LTE Band 7C_CA Maximum Average Power [dBm] (GT - LC = -0.1 dB)										
BW [MHz]	PCC		SCC		Mod	Lowest	Middle	Highest	EIRP (dBm)	EIRP (W)
	RB Size	RB Offset	RB Size	RB Offset						
15+10	75	0	100	0	QPSK	18.94	18.96	18.94	21.19	0.1315
15+10	1	0	1	99		13.35	13.07	13.32		
15+10	1	74	1	0		20.96	21.29	20.69		
15+10	75	0	100	0	16-QAM	17.92	17.71	17.98	20.09	0.1021
15+10	1	0	1	99		13.85	13.59	13.85		
15+10	1	74	1	0		20.19	20.13	19.99		
15+10	75	0	100	0	64-QAM	17.98	17.74	17.98	18.10	0.0646
15+10	1	0	1	99		13.69	13.53	13.80		
15+10	1	74	1	0		18.20	18.12	17.95		
15+10	75	0	100	0	256-QAM	15.45	15.88	15.56	15.78	0.0378
15+10	1	0	1	99		13.66	13.26	13.28		
15+10	1	74	1	0		15.28	15.74	15.66		
Limit	EIRP < 2W					Result			Pass	



LTE Band 38C_CA Maximum Average Power [dBm] (GT - LC = -0.1 dB)										
BW [MHz]	PCC		SCC		Mod	Lowest	Middle	Highest	EIRP (dBm)	EIRP (W)
	RB Size	RB Offset	RB Size	RB Offset						
20+20	100	0	100	0	QPSK	19.53	19.69	19.66	21.54	0.1426
20+20	1	0	1	99		13.42	13.55	13.25		
20+20	1	99	1	0		20.76	20.79	21.64		
20+20	100	0	100	0	16-QAM	18.77	18.66	18.23	21.06	0.1276
20+20	1	0	1	99		14.02	14.62	13.88		
20+20	1	99	1	0		21.14	21.16	21.09		
20+20	100	0	100	0	64-QAM	18.77	18.75	18.56	19.01	0.0796
20+20	1	0	1	99		13.85	13.99	13.65		
20+20	1	99	1	0		18.85	19.08	19.11		
20+20	100	0	100	0	256-QAM	17.56	17.54	17.56	17.72	0.0592
20+20	1	0	1	99		13.66	13.44	13.58		
20+20	1	99	1	0		17.82	17.26	17.44		
15+15	75	0	75	0	QPSK	19.71	19.73	19.85	21.69	0.1476
15+15	1	0	1	74		14.53	13.46	13.58		
15+15	1	74	1	0		21.59	20.82	21.79		
15+15	75	0	75	0	16-QAM	18.67	18.84	18.85	21.04	0.1271
15+15	1	0	1	74		13.68	14.79	13.97		
15+15	1	74	1	0		20.92	21.12	21.14		
15+15	75	0	75	0	64-QAM	18.70	18.80	18.82	19.09	0.0811
15+15	1	0	1	74		13.66	14.08	13.97		
15+15	1	74	1	0		18.96	19.16	19.19		
15+15	75	0	75	0	256-QAM	17.68	17.58	17.70	17.78	0.0600
15+15	1	0	1	74		13.54	13.44	13.68		
15+15	1	74	1	0		17.88	17.36	17.56		
Limit	EIRP < 2W					Result			Pass	



LTE Band 41C_CA Maximum Average Power [dBm] (GT - LC = -0.1 dB)										
BW [MHz]	PCC		SCC		Mod	Lowest	Middle	Highest	EIRP (dBm)	EIRP (W)
	RB Size	RB Offset	RB Size	RB Offset						
20+20	100	0	100	0	QPSK	17.99	18.23	19.00	18.90	0.0776
20+20	1	0	1	99		9.96	10.25	15.28		
20+20	1	99	1	0		9.89	10.26	10.82		
20+20	100	0	100	0	16-QAM	18.02	18.31	18.99	18.89	0.0774
20+20	1	0	1	99		10.92	11.27	11.84		
20+20	1	99	1	0		10.91	11.30	11.84		
20+20	100	0	100	0	64-QAM	18.02	18.31	18.93	18.83	0.0764
20+20	1	0	1	99		9.53	10.15	10.83		
20+20	1	99	1	0		9.53	10.08	10.80		
20+20	100	0	100	0	256-QAM	17.03	17.28	17.99	17.89	0.0615
20+20	1	0	1	99		8.54	8.84	9.47		
20+20	1	99	1	0		8.52	8.91	13.50		
20+15	100	0	75	0	QPSK	18.09	18.24	18.98	18.88	0.0773
20+15	1	0	1	74		9.91	10.21	10.86		
20+15	1	99	1	0		9.88	10.20	10.88		
20+15	100	0	75	0	16-QAM	18.36	18.27	19.00	18.90	0.0776
20+15	1	0	1	74		10.94	11.33	12.33		
20+15	1	99	1	0		11.28	11.23	12.06		
20+15	100	0	75	0	64-QAM	18.00	18.26	18.98	18.88	0.0773
20+15	1	0	1	74		9.70	10.14	10.60		
20+15	1	99	1	0		9.65	10.10	10.53		
20+15	100	0	75	0	256-QAM	17.07	17.26	18.02	17.92	0.0619
20+15	1	0	1	74		8.42	8.74	9.50		
20+15	1	99	1	0		8.38	8.87	9.32		
15+20	75	0	100	0	QPSK	18.01	18.26	18.93	18.83	0.0764
15+20	1	0	1	99		9.93	10.19	10.86		
15+20	1	74	1	0		9.91	10.21	10.84		
15+20	75	0	100	0	16-QAM	18.02	18.27	18.96	18.86	0.0769
15+20	1	0	1	99		10.93	11.04	12.03		
15+20	1	74	1	0		11.22	11.19	12.01		
15+20	75	0	100	0	64-QAM	18.04	18.31	18.93	18.83	0.0764
15+20	1	0	1	99		9.68	10.13	10.50		
15+20	1	74	1	0		9.58	10.11	10.60		
15+20	75	0	100	0	256-QAM	17.03	17.27	17.96	17.86	0.0611
15+20	1	0	1	99		8.34	9.00	9.20		
15+20	1	74	1	0		8.52	8.75	9.30		
Limit	EIRP < 2W					Result			Pass	



LTE Band 41C_CA Maximum Average Power [dBm] (GT - LC = -0.1 dB)										
BW [MHz]	PCC		SCC		Mod	Lowest	Middle	Highest	EIRP (dBm)	EIRP (W)
	RB Size	RB Offset	RB Size	RB Offset						
20+10	100	0	50	0	QPSK	17.93	18.24	18.95	18.85	0.0767
20+10	1	0	1	49		9.91	10.20	10.89		
20+10	1	99	1	0		9.88	10.21	10.90		
20+10	100	0	50	0	16-QAM	17.96	18.27	18.96	18.86	0.0769
20+10	1	0	1	49		11.08	11.27	12.01		
20+10	1	99	1	0		11.01	11.24	12.03		
20+10	100	0	50	0	64-QAM	17.97	18.28	18.93	18.83	0.0764
20+10	1	0	1	49		9.75	10.06	10.54		
20+10	1	99	1	0		9.59	10.08	10.67		
20+10	100	0	50	0	256-QAM	17.07	17.27	18.07	17.97	0.0627
20+10	1	0	1	49		8.34	8.83	9.48		
20+10	1	99	1	0		8.68	8.77	9.43		
10+20	50	0	100	0	QPSK	17.95	18.24	18.89	18.79	0.0757
10+20	1	0	1	99		9.90	10.17	10.85		
10+20	1	49	1	0		9.85	10.16	10.83		
10+20	50	0	100	0	16-QAM	17.98	18.28	18.94	18.84	0.0766
10+20	1	0	1	99		10.97	10.92	11.97		
10+20	1	49	1	0		11.02	11.22	11.85		
10+20	50	0	100	0	64-QAM	17.95	18.27	18.88	18.78	0.0755
10+20	1	0	1	99		9.64	10.28	10.42		
10+20	1	49	1	0		9.56	9.93	10.38		
10+20	50	0	100	0	256-QAM	17.10	17.31	18.07	17.97	0.0627
10+20	1	0	1	99		8.32	8.75	9.35		
10+20	1	49	1	0		8.34	9.03	9.36		
20+5	100	0	25	0	QPSK	17.99	18.26	19.13	19.03	0.0800
20+5	1	0	1	24		9.88	10.23	10.91		
20+5	1	99	1	0		9.84	10.21	10.94		
20+5	100	0	25	0	16-QAM	18.05	18.30	19.17	19.07	0.0807
20+5	1	0	1	24		11.06	11.37	12.18		
20+5	1	99	1	0		11.06	11.45	12.07		
20+5	100	0	25	0	64-QAM	18.03	18.27	19.14	19.04	0.0802
20+5	1	0	1	24		9.54	10.07	10.78		
20+5	1	99	1	0		9.73	9.98	10.71		
20+5	100	0	25	0	256-QAM	17.04	17.30	18.06	17.96	0.0625
20+5	1	0	1	24		8.31	8.82	9.60		
20+5	1	99	1	0		8.27	8.70	9.49		
Limit	EIRP < 2W					Result			Pass	



LTE Band 41C_CA Maximum Average Power [dBm] (GT - LC = -0.1 dB)										
BW [MHz]	PCC		SCC		Mod	Lowest	Middle	Highest	EIRP (dBm)	EIRP (W)
	RB Size	RB Offset	RB Size	RB Offset						
5+20	25	0	100	0	QPSK	18.00	18.27	18.99	18.89	0.0774
5+20	1	0	1	99		9.88	10.18	10.83		
5+20	1	24	1	0		9.82	10.13	10.76		
5+20	25	0	100	0	16-QAM	18.08	18.30	19.02	18.92	0.0780
5+20	1	0	1	99		10.98	11.26	12.04		
5+20	1	24	1	0		11.06	11.20	12.04		
5+20	25	0	100	0	64-QAM	18.03	18.25	18.99	18.89	0.0774
5+20	1	0	1	99		9.52	10.14	10.34		
5+20	1	24	1	0		9.76	10.22	10.61		
5+20	25	0	100	0	256-QAM	17.09	17.31	18.06	17.96	0.0625
5+20	1	0	1	99		8.47	8.85	9.35		
5+20	1	24	1	0		8.36	8.56	9.26		
15+10	75	0	50	0	QPSK	18.03	18.24	18.93	18.83	0.0764
15+10	1	0	1	49		9.93	10.19	10.92		
15+10	1	74	1	0		9.90	10.20	10.94		
15+10	75	0	50	0	16-QAM	17.97	18.26	18.94	18.84	0.0766
15+10	1	0	1	49		10.98	11.22	11.99		
15+10	1	74	1	0		11.08	11.04	11.94		
15+10	75	0	50	0	64-QAM	17.97	18.27	18.95	18.85	0.0767
15+10	1	0	1	49		9.53	10.27	10.57		
15+10	1	74	1	0		9.64	10.30	10.48		
15+10	75	0	50	0	256-QAM	17.07	17.28	18.07	17.97	0.0627
15+10	1	0	1	49		8.44	8.81	9.42		
15+10	1	74	1	0		8.49	8.74	9.53		
10+15	50	0	75	0	QPSK	18.08	18.22	19.07	18.97	0.0789
10+15	1	0	1	74		9.87	10.18	10.90		
10+15	1	49	1	0		9.80	10.19	10.90		
10+15	50	0	75	0	16-QAM	18.07	18.23	19.10	19.00	0.0794
10+15	1	0	1	74		11.10	11.13	11.89		
10+15	1	49	1	0		11.12	11.27	11.92		
10+15	50	0	75	0	64-QAM	18.06	18.25	19.06	18.96	0.0787
10+15	1	0	1	74		9.49	9.99	10.01		
10+15	1	49	1	0		9.55	10.16	10.60		
10+15	50	0	75	0	256-QAM	17.13	17.31	18.13	18.03	0.0635
10+15	1	0	1	74		8.46	8.78	9.40		
10+15	1	49	1	0		8.55	8.77	9.41		
Limit	EIRP < 2W					Result			Pass	



LTE Band 41C_CA Maximum Average Power [dBm] (GT - LC = -0.1 dB)										
15+15	75	0	75	0	QPSK	17.93	18.25	18.97	18.87	0.0771
15+15	1	0	1	74		9.94	10.27	10.85		
15+15	1	74	1	0		9.90	10.28	10.86		
15+15	75	0	75	0	16-QAM	17.98	18.31	18.95	18.85	0.0767
15+15	1	0	1	74		11.04	11.42	11.86		
15+15	1	74	1	0		11.07	11.48	11.83		
15+15	75	0	75	0	64-QAM	17.98	18.33	18.92	18.82	0.0762
15+15	1	0	1	74		9.62	10.17	10.53		
15+15	1	74	1	0		9.63	10.19	10.54		
15+15	75	0	75	0	256-QAM	17.02	17.26	17.99	17.89	0.0615
15+15	1	0	1	74		8.58	8.91	9.34		
15+15	1	74	1	0		8.33	8.73	9.35		
Limit	EIRP < 2W					Result			Pass	



LTE Band 2

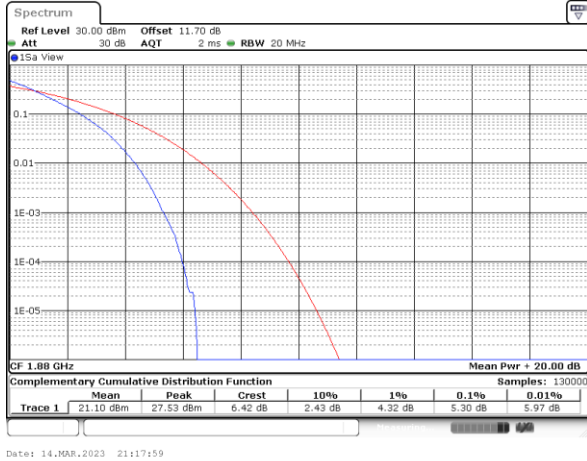
Peak-to-Average Ratio

Mode	LTE Band 2 / 20MHz				
Mod.	QPSK	16QAM	64QAM	256QAM	Limit: 13dB
RB Size	Full RB	Full RB	Full RB	Full RB	Result
Middle CH	5.30	6.17	6.06	6.87	PASS



LTE Band 2 / 20MHz / QPSK

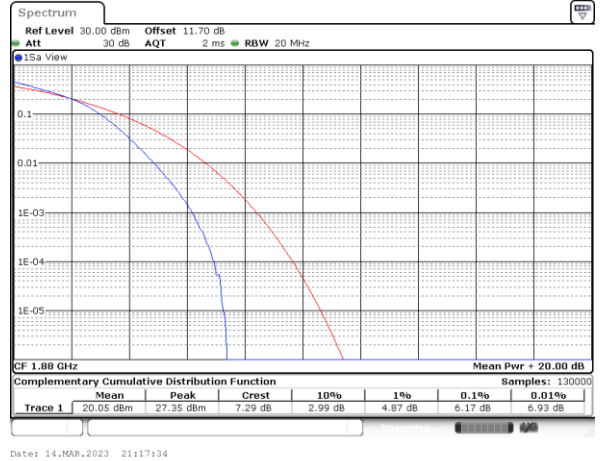
Middle Channel / Full RB



Date: 14.MAR.2023 21:17:19

LTE Band 2 / 20MHz / 16QAM

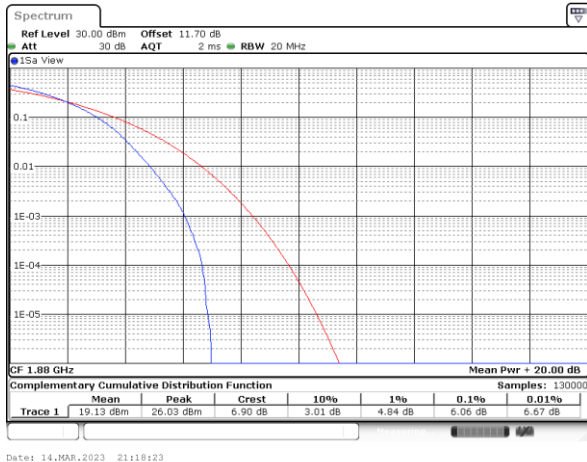
Middle Channel / Full RB



Date: 14.MAR.2023 21:17:34

LTE Band 2 / 20MHz / 64QAM

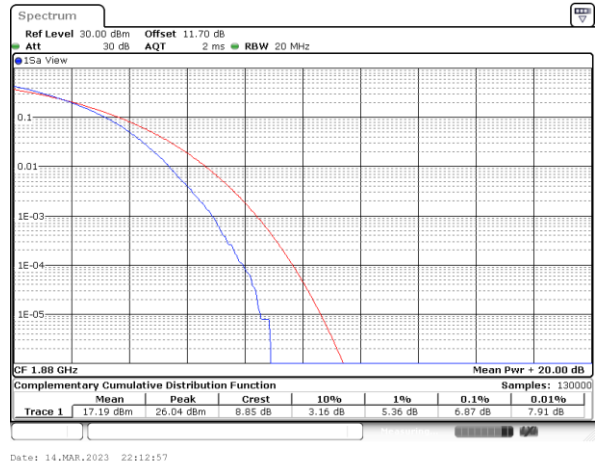
Middle Channel / Full RB



Date: 14.MAR.2023 21:18:23

LTE Band 2 / 20MHz / 256QAM

Middle Channel / Full RB



Date: 14.MAR.2023 22:12:57



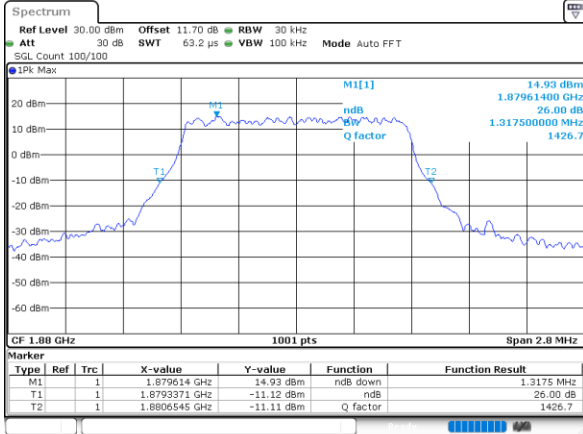
26dB Bandwidth

Mode	LTE Band 2 : 26dB BW(MHz)											
BW	1.4MHz		3MHz		5MHz		10MHz		15MHz		20MHz	
Mod.	QPSK	16QAM	QPSK	16QAM	QPSK	16QAM	QPSK	16QAM	QPSK	16QAM	QPSK	16QAM
Middle CH	1.32	1.30	3.15	3.15	5.17	5.06	10.17	10.27	14.87	14.69	19.30	19.62
Mode	LTE Band 2 : 26dB BW(MHz)											
BW	1.4MHz		3MHz		5MHz		10MHz		15MHz		20MHz	
Mod.	64QAM	256QAM	64QAM	256QAM	64QAM	256QAM	64QAM	256QAM	64QAM	256QAM	64QAM	256QAM
Middle CH	1.31	1.27	3.06	3.08	5.14	5.31	9.99	9.77	14.36	14.84	19.38	19.46



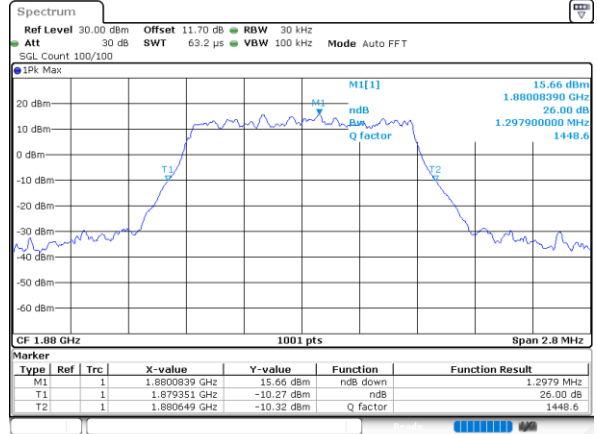
LTE Band 2

Middle Channel / 1.4MHz / QPSK



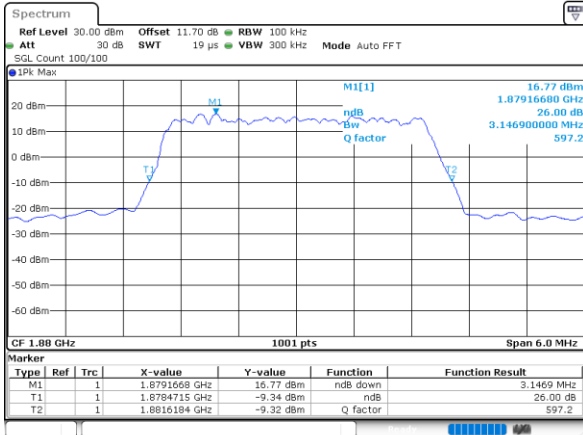
Date: 14.MAR.2023 19:34:09

Middle Channel / 1.4MHz / 16QAM



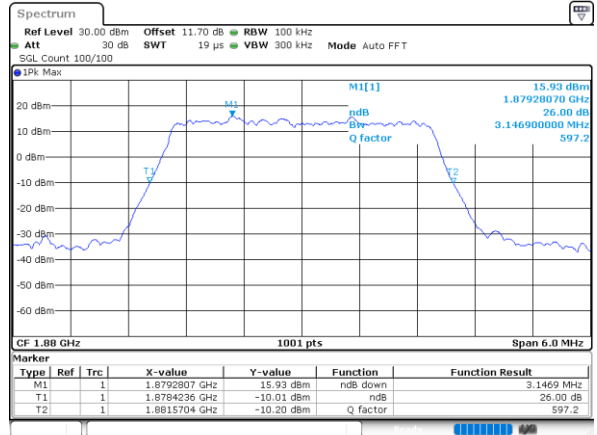
Date: 14.MAR.2023 19:34:35

Middle Channel / 3MHz / QPSK



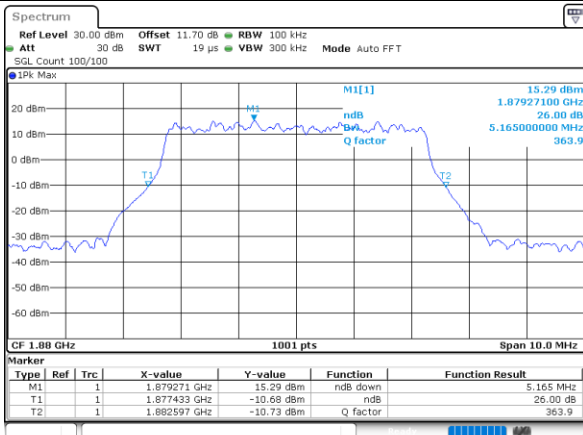
Date: 14.MAR.2023 19:48:33

Middle Channel / 3MHz / 16QAM



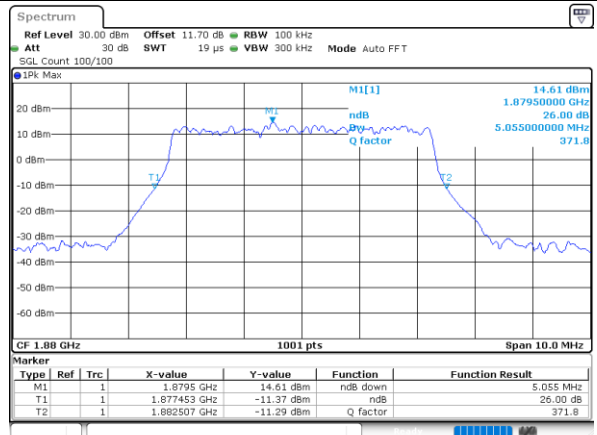
Date: 14.MAR.2023 19:49:06

Middle Channel / 5MHz / QPSK



Date: 14.MAR.2023 20:11:42

Middle Channel / 5MHz / 16QAM

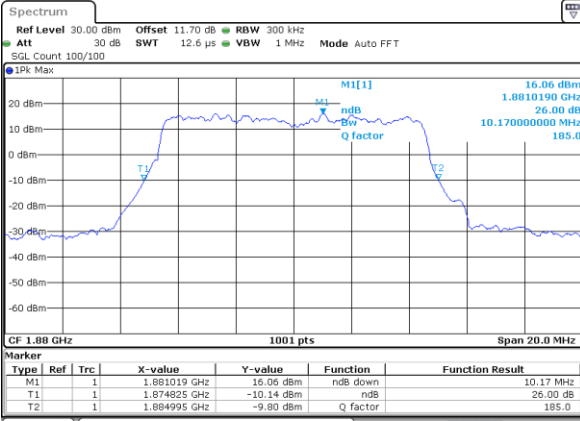


Date: 14.MAR.2023 20:12:12



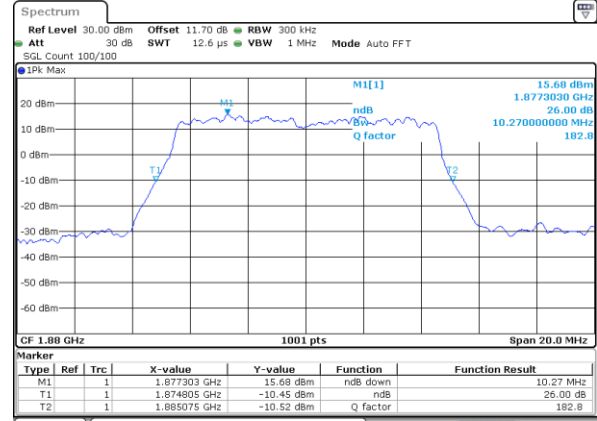
LTE Band 2

Middle Channel / 10MHz / QPSK



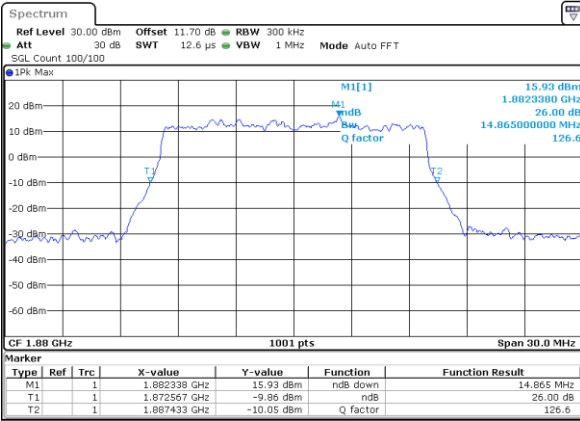
Date: 14.MAR.2023 20:33:51

Middle Channel / 10MHz / 16QAM



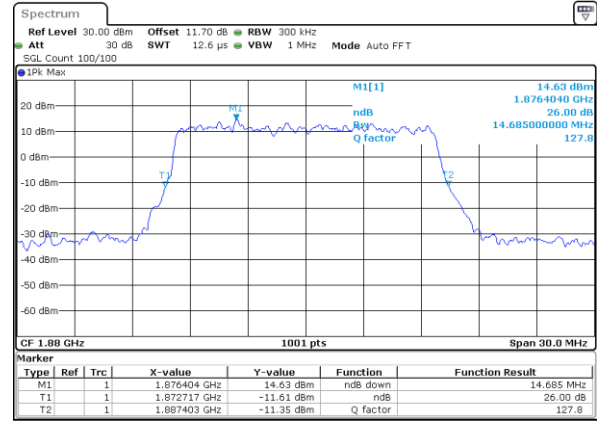
Date: 14.MAR.2023 20:34:15

Middle Channel / 15MHz / QPSK



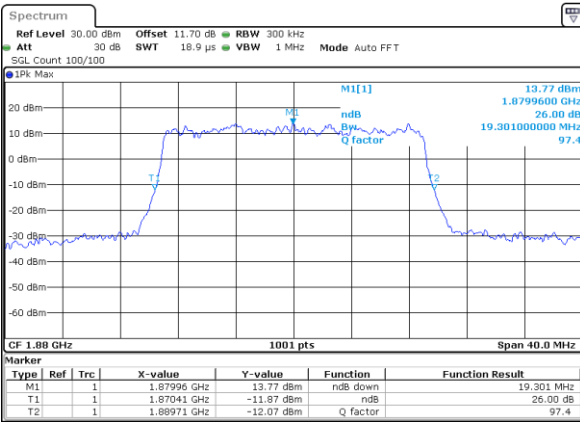
Date: 14.MAR.2023 20:51:11

Middle Channel / 15MHz / 16QAM



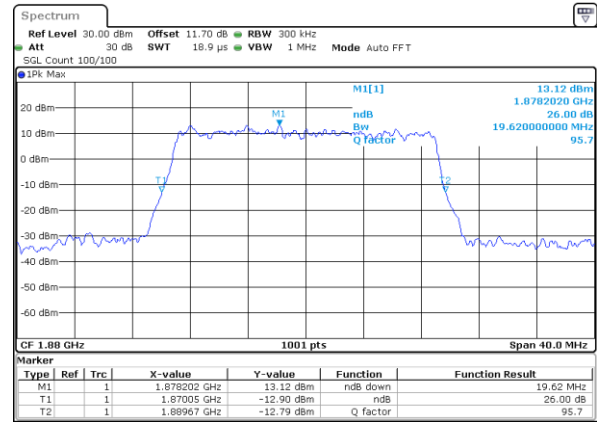
Date: 14.MAR.2023 20:51:34

Middle Channel / 20MHz / QPSK



Date: 14.MAR.2023 21:11:06

Middle Channel / 20MHz / 16QAM

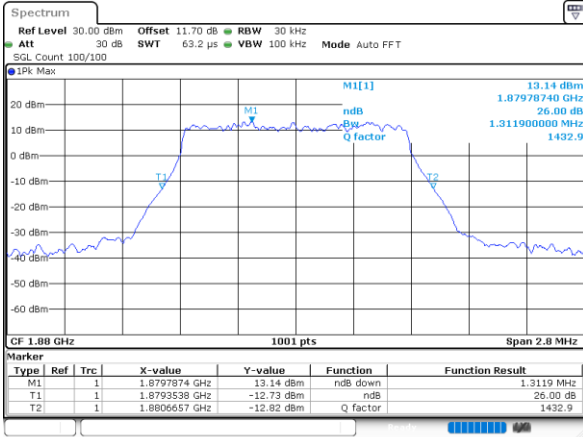


Date: 14.MAR.2023 21:11:30



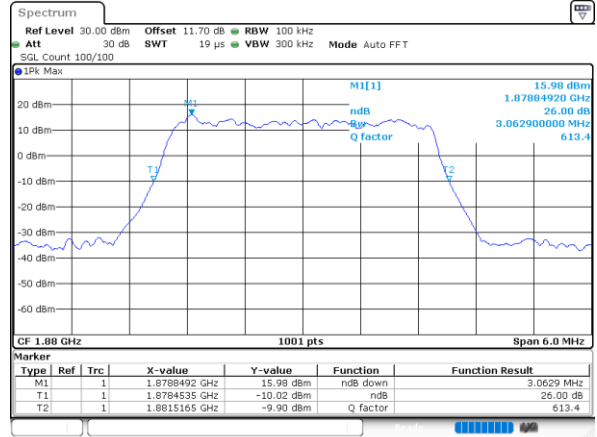
LTE Band 2

Middle Channel / 1.4MHz / 64QAM



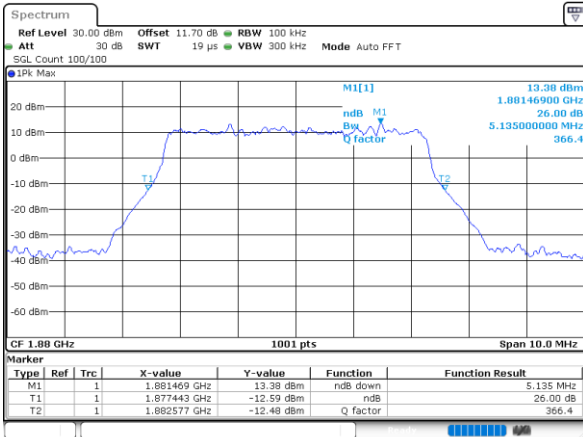
Date: 14.MAR.2023 19:24:20

Middle Channel / 3MHz / 64QAM



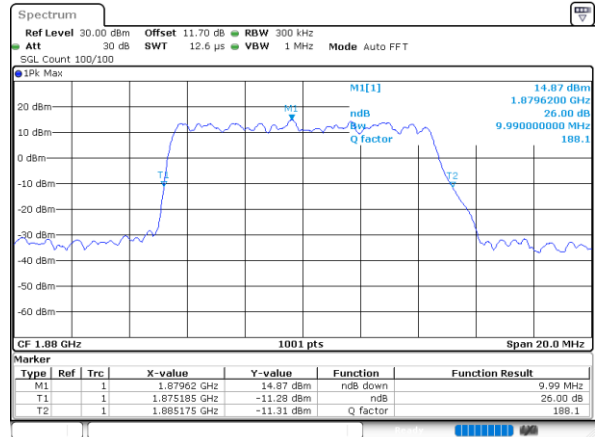
Date: 14.MAR.2023 19:56:43

Middle Channel / 5MHz / 64QAM



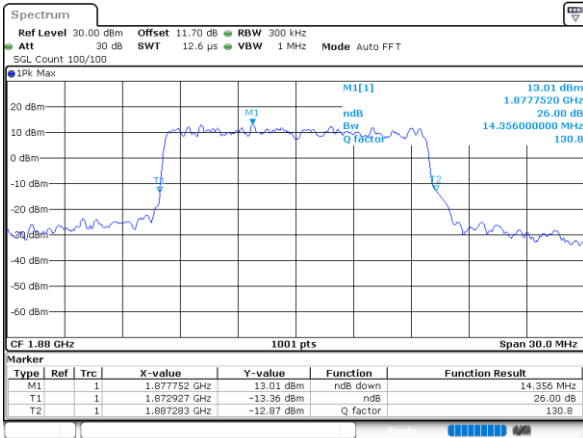
Date: 14.MAR.2023 20:24:39

Middle Channel / 10MHz / 64QAM



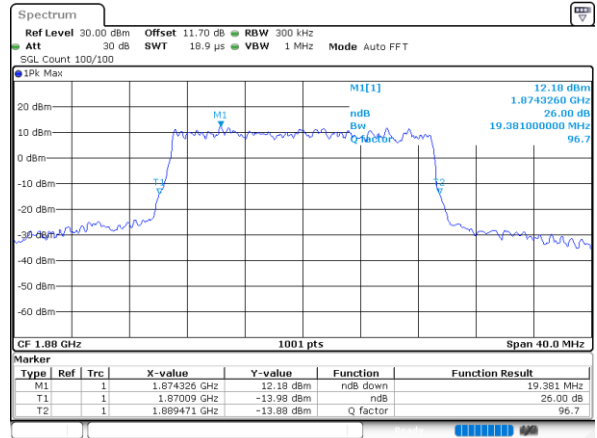
Date: 14.MAR.2023 20:41:22

Middle Channel / 15MHz / 64QAM



Date: 14.MAR.2023 20:56:01

Middle Channel / 20MHz / 64QAM

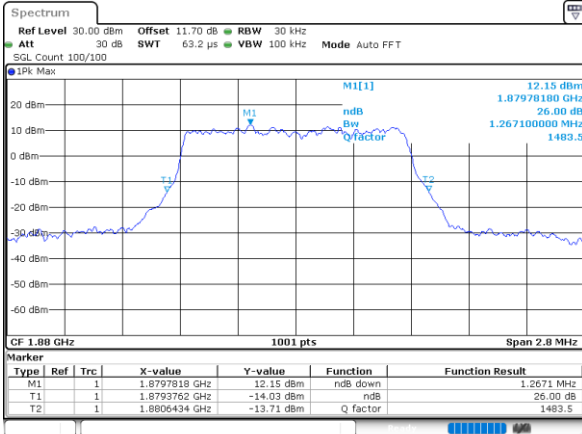


Date: 14.MAR.2023 21:15:56



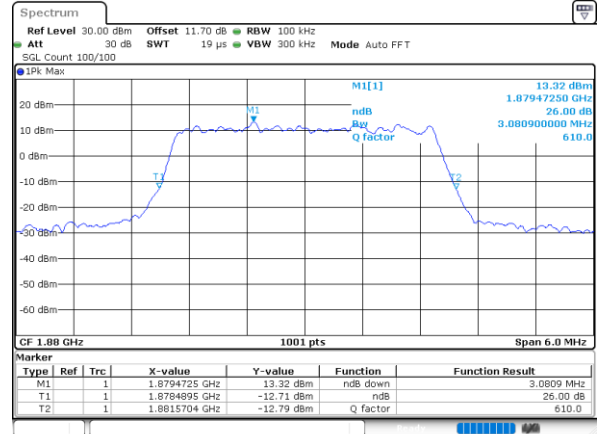
LTE Band 2

Middle Channel / 1.4MHz / 256QAM



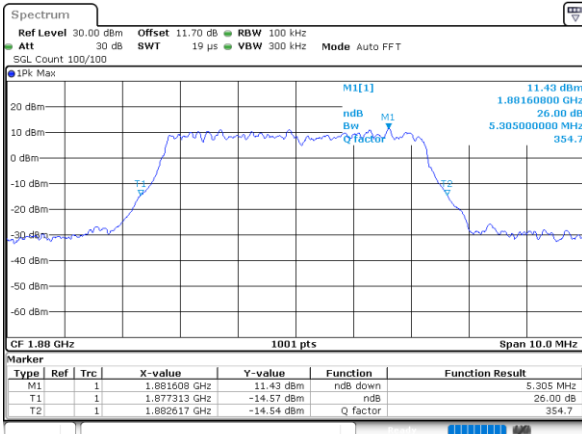
Date: 14.MAR.2023 21:32:23

Middle Channel / 3MHz / 256QAM



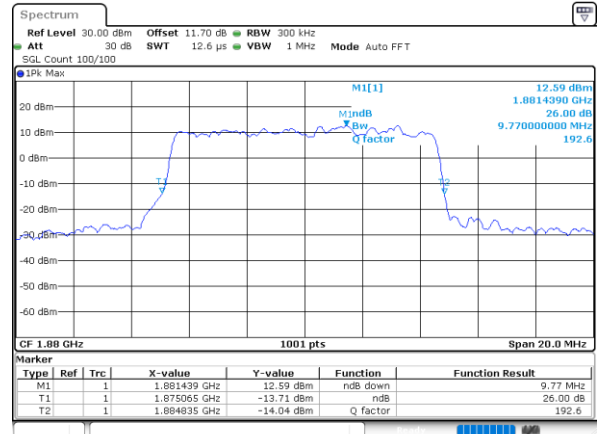
Date: 14.MAR.2023 21:46:24

Middle Channel / 5MHz / 256QAM



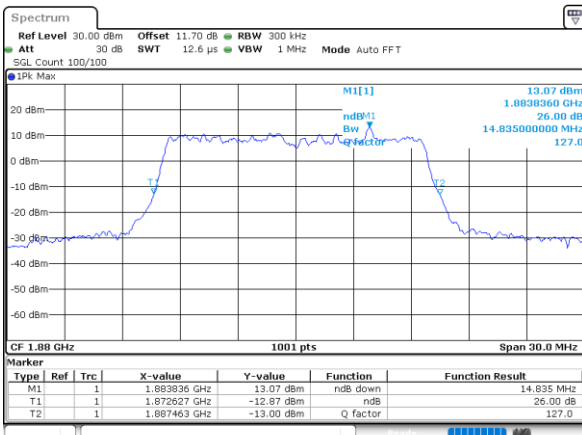
Date: 14.MAR.2023 21:50:23

Middle Channel / 10MHz / 256QAM



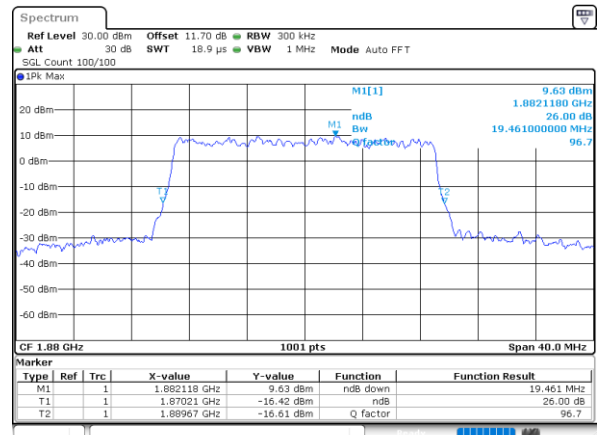
Date: 14.MAR.2023 21:55:43

Middle Channel / 15MHz / 256QAM



Date: 14.MAR.2023 22:00:54

Middle Channel / 20MHz / 256QAM



Date: 14.MAR.2023 22:07:15



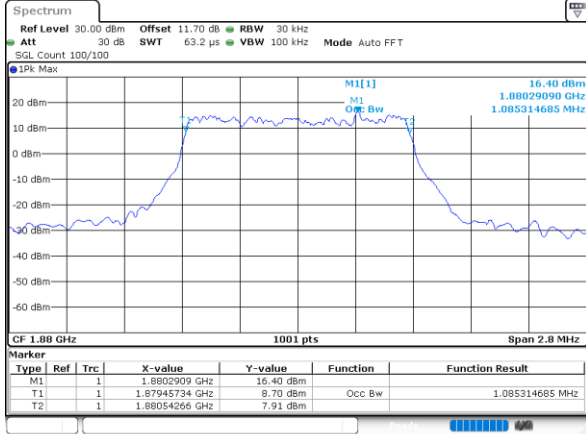
Occupied Bandwidth

Mode	LTE Band 2 : 99%OBW(MHz)											
BW	1.4MHz		3MHz		5MHz		10MHz		15MHz		20MHz	
Mod.	QPSK	16QAM	QPSK	16QAM	QPSK	16QAM	QPSK	16QAM	QPSK	16QAM	QPSK	16QAM
Middle CH	1.09	1.10	2.73	2.73	4.51	4.51	9.01	9.01	13.43	13.43	17.98	17.86
Mode	LTE Band 2 : 99%OBW(MHz)											
BW	1.4MHz		3MHz		5MHz		10MHz		15MHz		20MHz	
Mod.	64QAM	256QAM	64QAM	256QAM	64QAM	256QAM	64QAM	256QAM	64QAM	256QAM	64QAM	256QAM
Middle CH	1.10	1.09	2.73	2.73	4.51	4.51	9.05	9.09	13.40	13.46	17.94	18.02



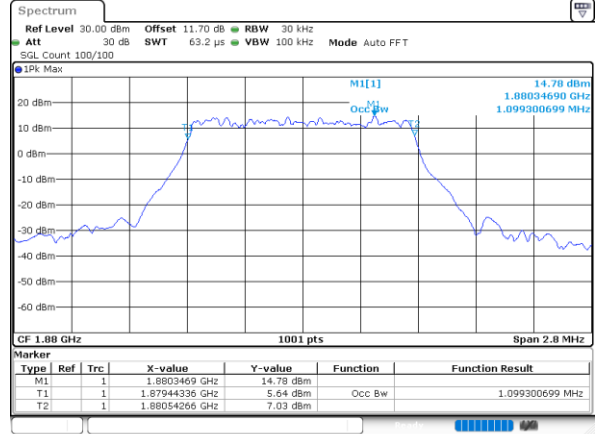
LTE Band 2

Middle Channel / 1.4MHz / QPSK



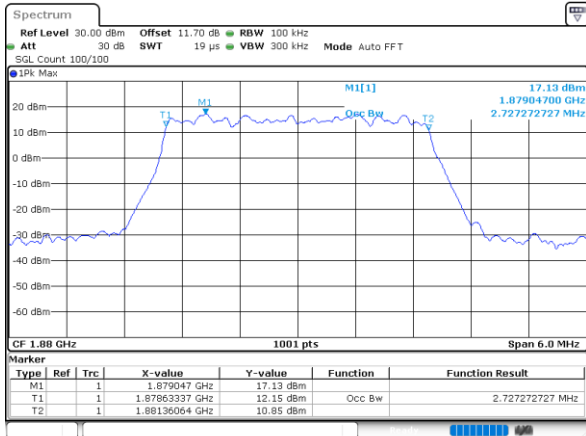
Date: 14.MAR.2023 19:33:17

Middle Channel / 1.4MHz / 16QAM



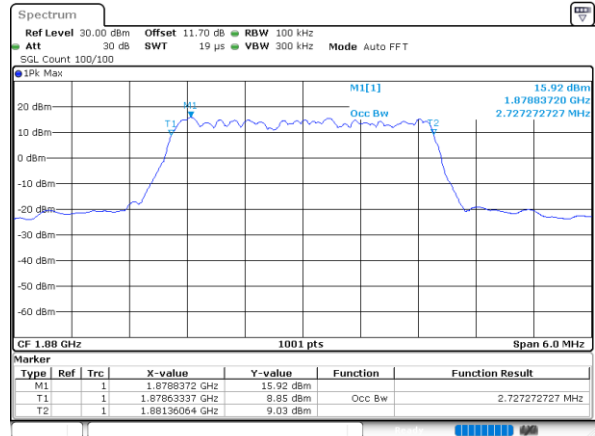
Date: 14.MAR.2023 19:33:43

Middle Channel / 3MHz / QPSK



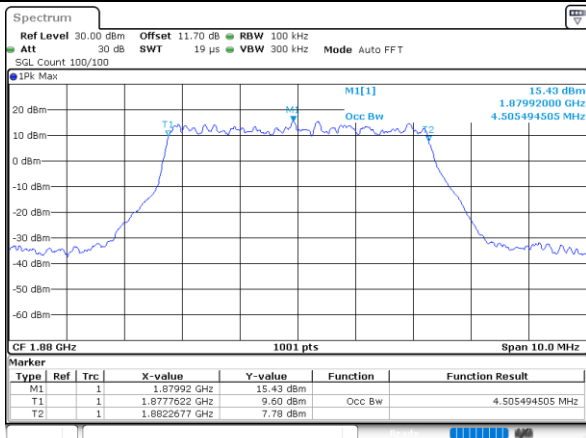
Date: 14.MAR.2023 19:47:35

Middle Channel / 3MHz / 16QAM



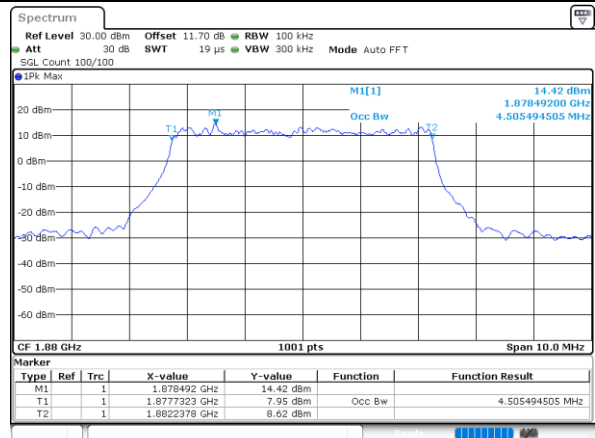
Date: 14.MAR.2023 19:48:04

Middle Channel / 5MHz / QPSK



Date: 14.MAR.2023 20:10:34

Middle Channel / 5MHz / 16QAM

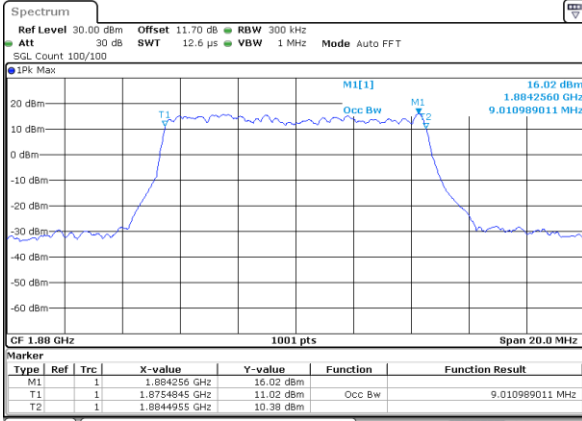


Date: 14.MAR.2023 20:11:08



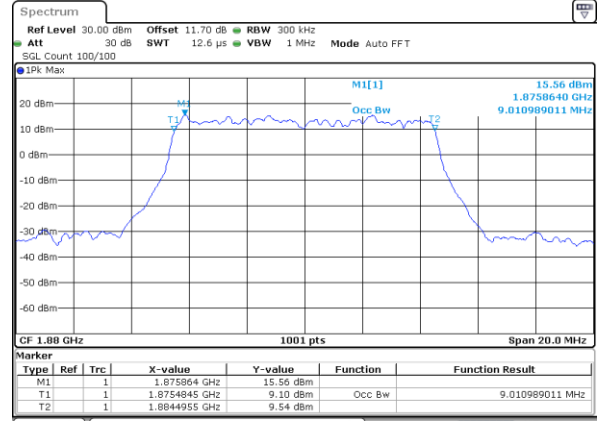
LTE Band 2

Middle Channel / 10MHz / QPSK



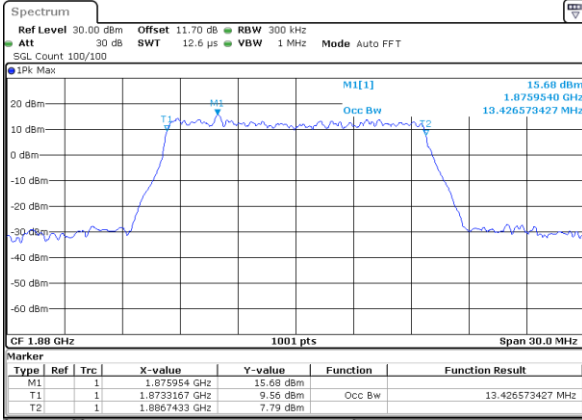
Date: 14.MAR.2023 20:33:04

Middle Channel / 10MHz / 16QAM



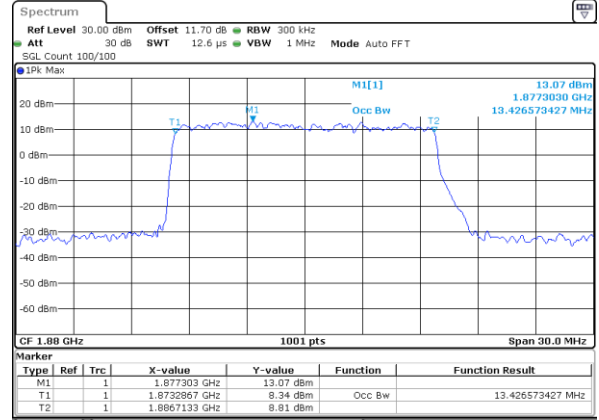
Date: 14.MAR.2023 20:33:27

Middle Channel / 15MHz / QPSK



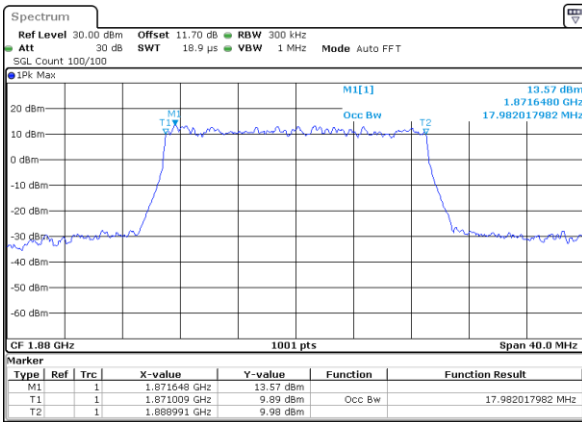
Date: 14.MAR.2023 20:50:24

Middle Channel / 15MHz / 16QAM



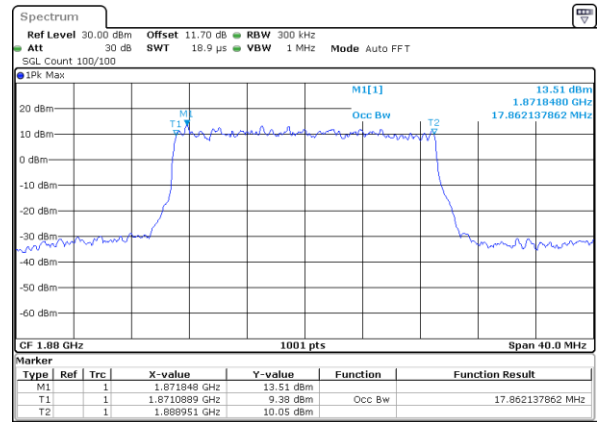
Date: 14.MAR.2023 20:50:47

Middle Channel / 20MHz / QPSK



Date: 14.MAR.2023 21:10:20

Middle Channel / 20MHz / 16QAM

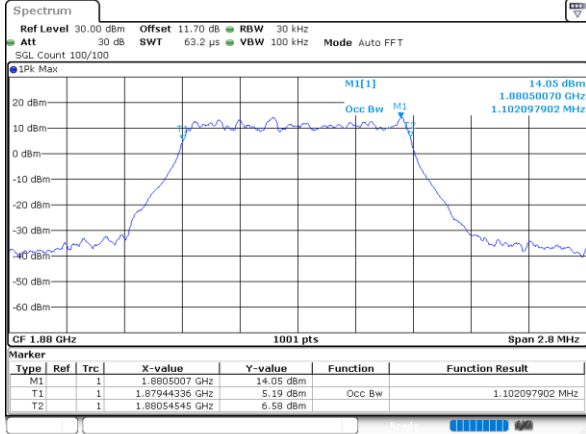


Date: 14.MAR.2023 21:10:43



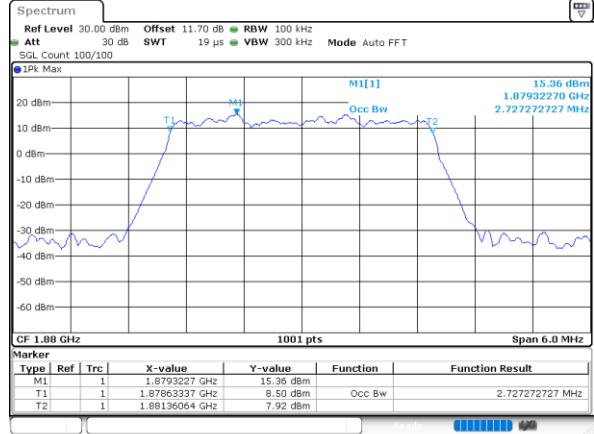
LTE Band 2

Middle Channel / 1.4MHz / 64QAM



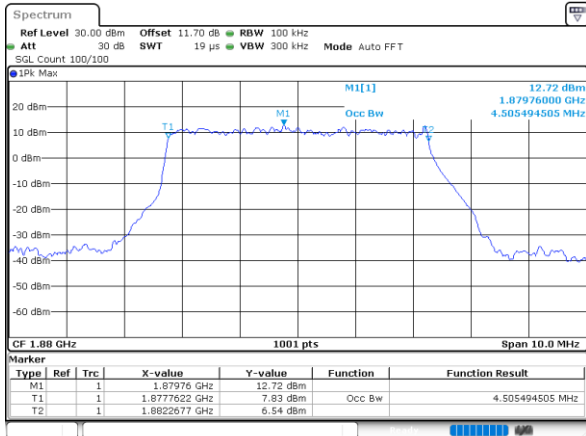
Date: 14.MAR.2023 19:24:06

Middle Channel / 3MHz / 64QAM



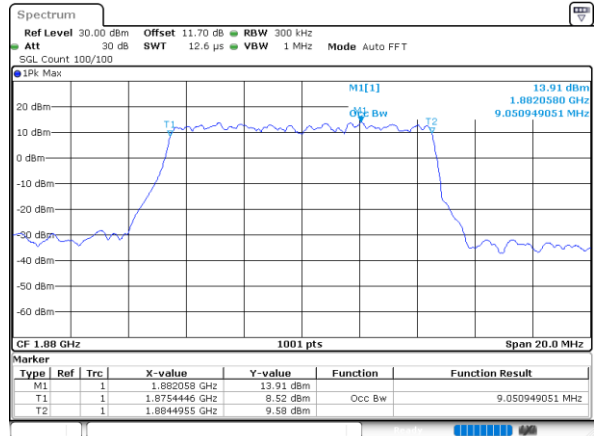
Date: 14.MAR.2023 19:56:29

Middle Channel / 5MHz / 64QAM



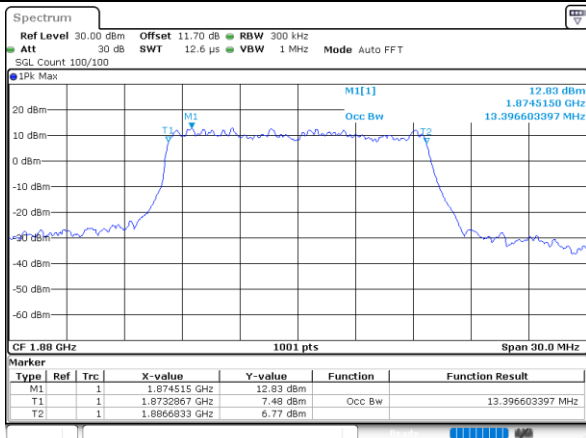
Date: 14.MAR.2023 20:24:15

Middle Channel / 10MHz / 64QAM



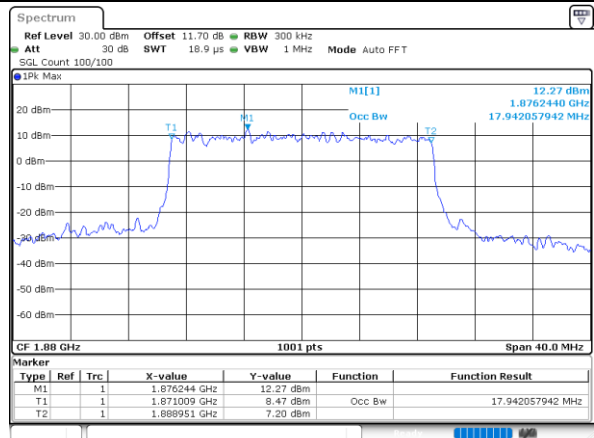
Date: 14.MAR.2023 20:40:59

Middle Channel / 15MHz / 64QAM



Date: 14.MAR.2023 20:55:37

Middle Channel / 20MHz / 64QAM

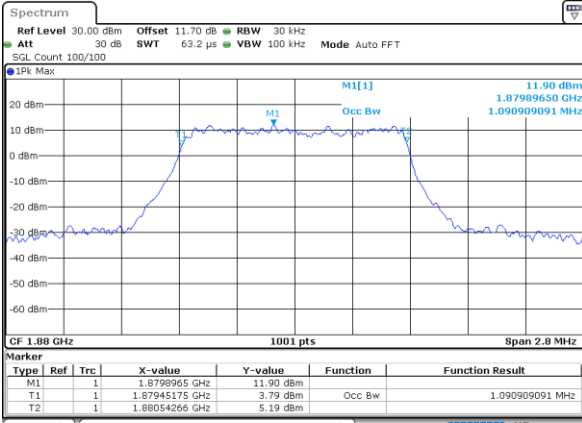


Date: 14.MAR.2023 21:15:33



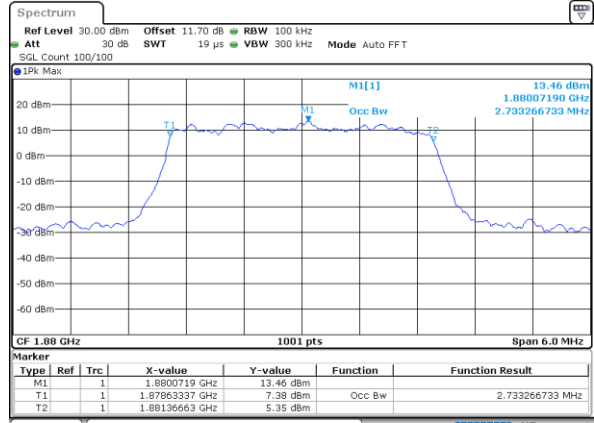
LTE Band 2

Middle Channel / 1.4MHz / 256QAM



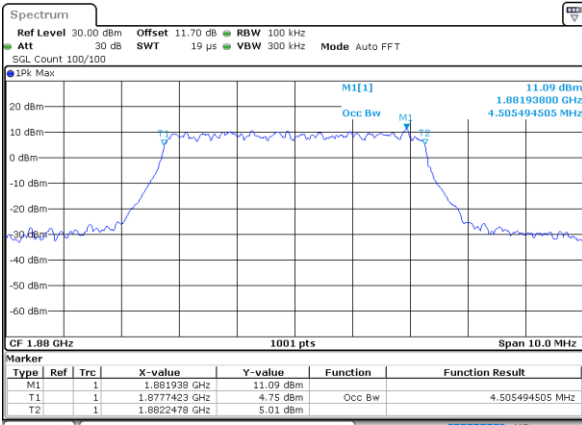
Date: 14.MAR.2023 21:31:59

Middle Channel / 3MHz / 256QAM



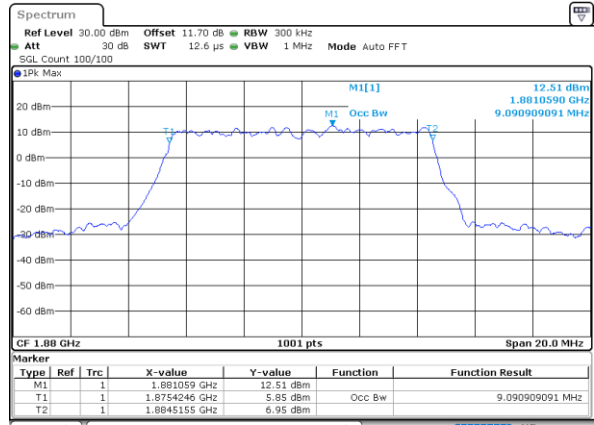
Date: 14.MAR.2023 21:46:01

Middle Channel / 5MHz / 256QAM



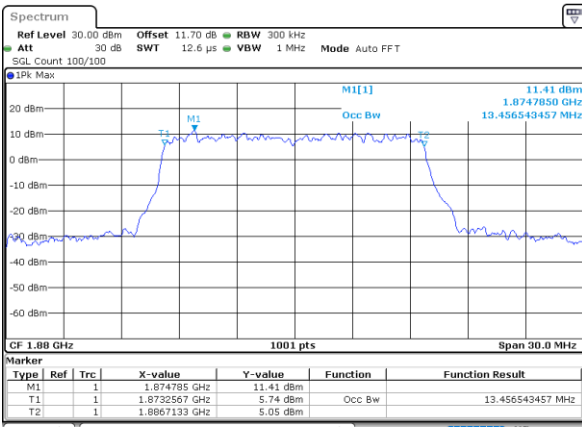
Date: 14.MAR.2023 21:50:00

Middle Channel / 10MHz / 256QAM



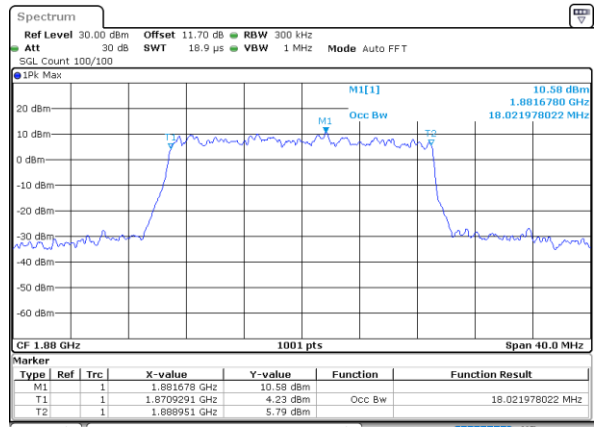
Date: 14.MAR.2023 21:55:20

Middle Channel / 15MHz / 256QAM



Date: 14.MAR.2023 22:01:31

Middle Channel / 20MHz / 256QAM



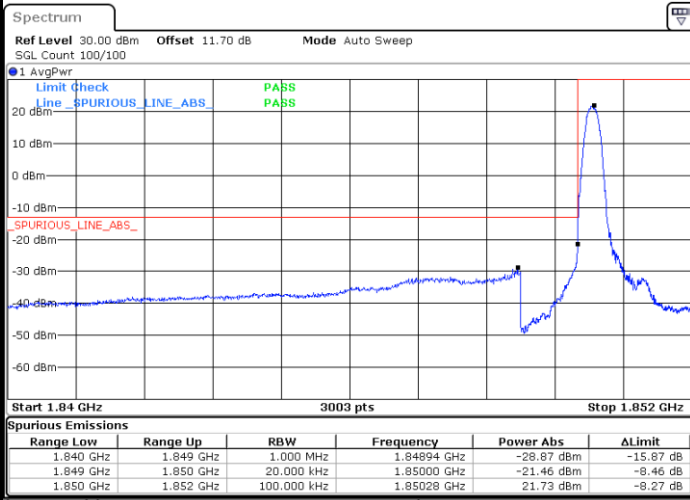
Date: 14.MAR.2023 22:06:52



Conducted Band Edge

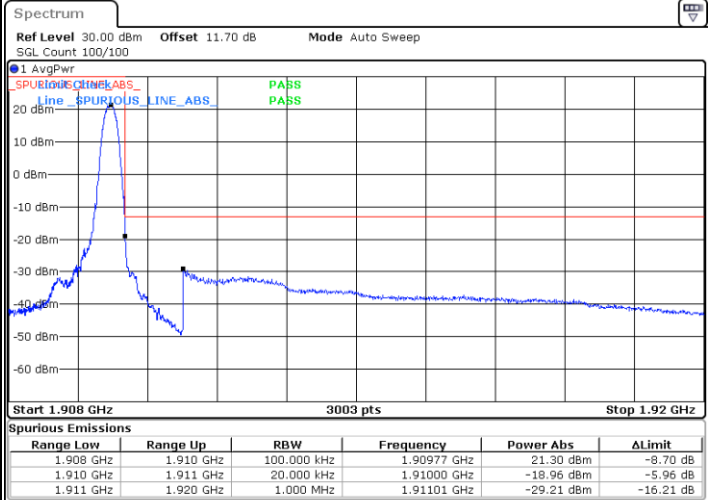
LTE Band 2 / 1.4MHz / QPSK

Lowest Band Edge / 1RB



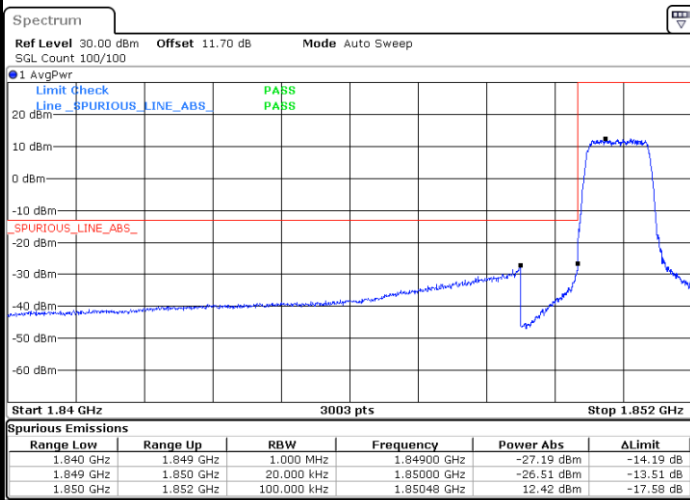
Date: 14.MAR.2023 19:28:06

Highest Band Edge / 1RB



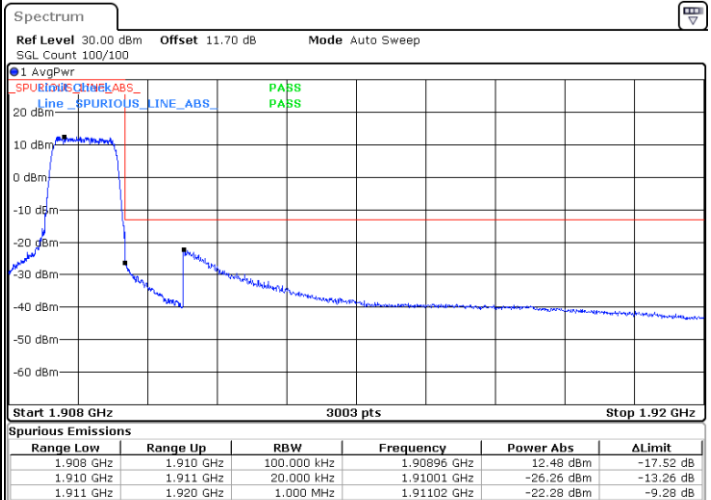
Date: 14.MAR.2023 19:36:47

Lowest Band Edge / Full RB



Date: 14.MAR.2023 19:30:38

Highest Band Edge / Full RB

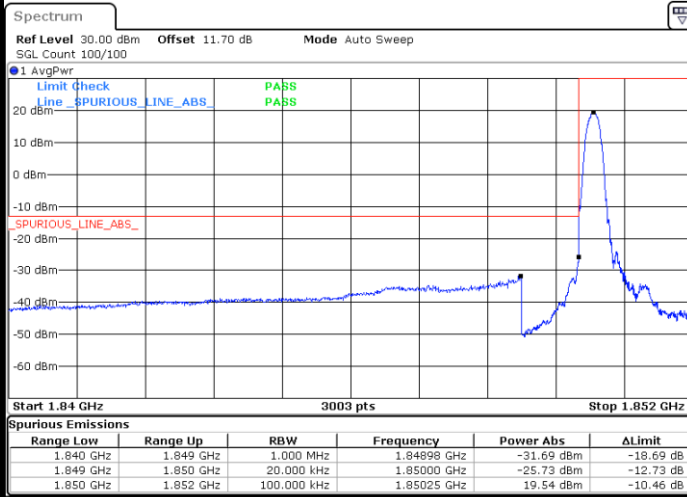


Date: 14.MAR.2023 19:39:19



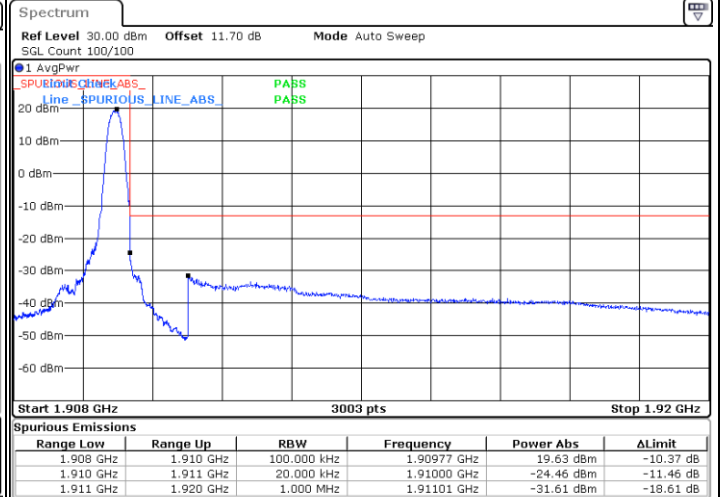
LTE Band 2 / 1.4MHz / 16QAM

Lowest Band Edge / 1 RB



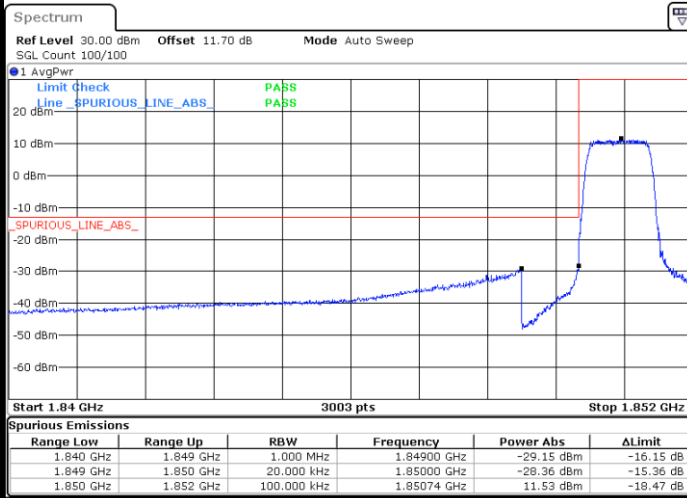
Date: 14.MAR.2023 19:29:22

Highest Band Edge / 1 RB



Date: 14.MAR.2023 19:38:03

Lowest Band Edge / Full RB



Date: 14.MAR.2023 19:31:54

Highest Band Edge / Full RB

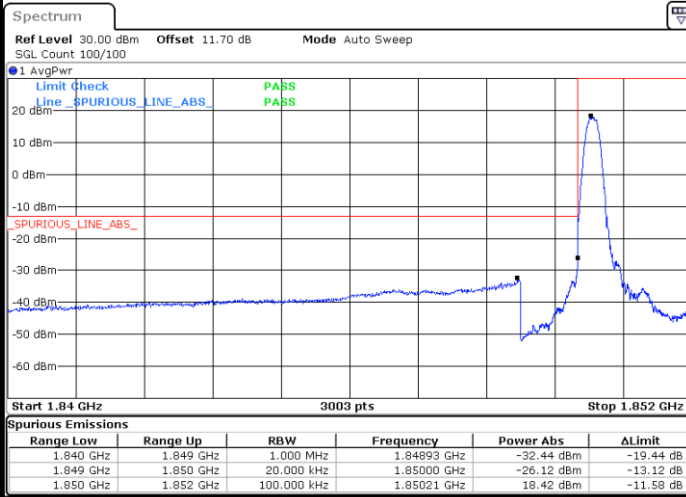


Date: 14.MAR.2023 19:40:35



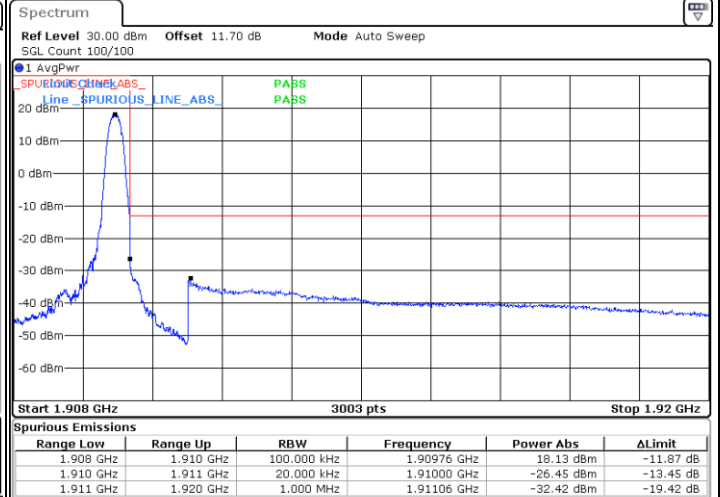
LTE Band 2 / 1.4MHz / 64QAM

Lowest Band Edge / 1 RB



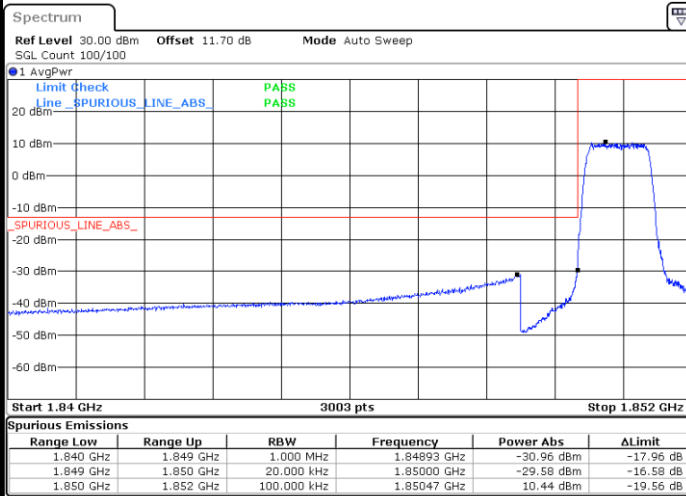
Date: 14.MAR.2023 19:22:22

Highest Band Edge / 1 RB



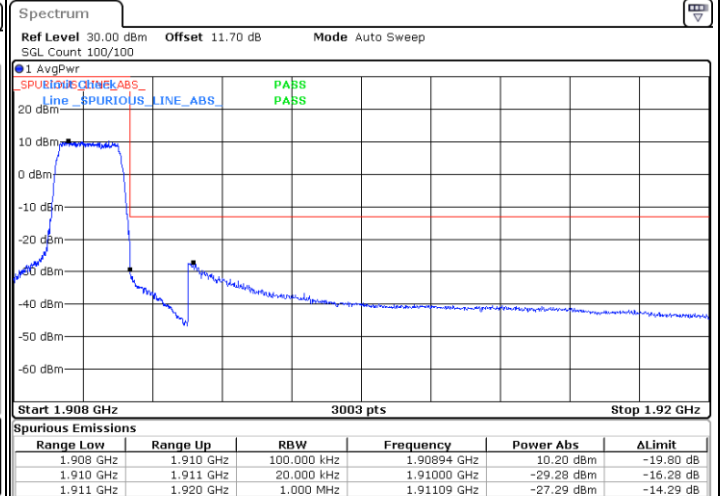
Date: 14.MAR.2023 19:25:35

Lowest Band Edge / Full RB



Date: 14.MAR.2023 19:23:39

Highest Band Edge / Full RB

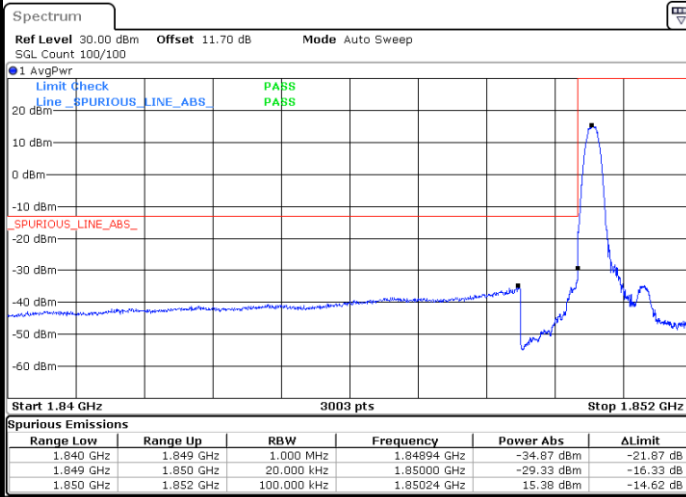


Date: 14.MAR.2023 19:26:51



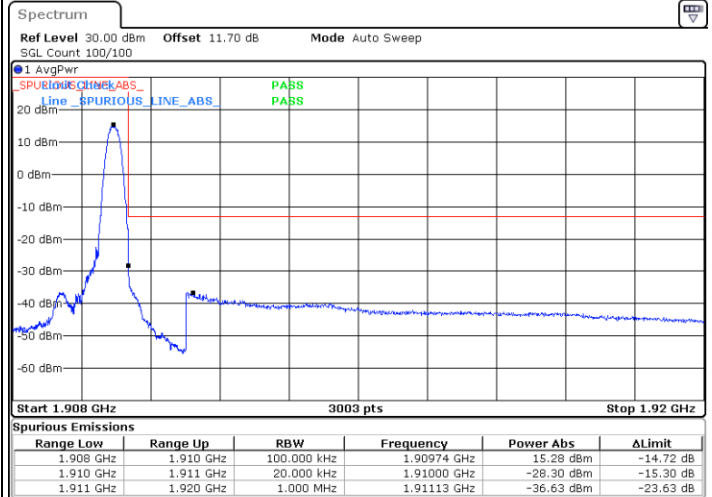
LTE Band 2 / 1.4MHz / 256QAM

Lowest Band Edge / 1 RB



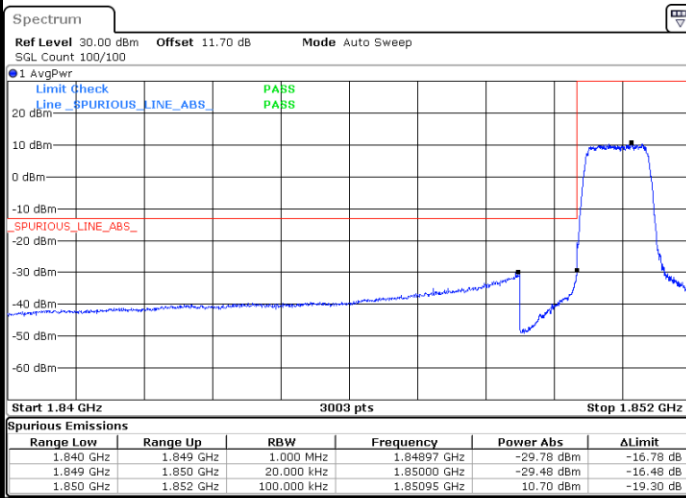
Date: 14.MAR.2023 21:26:28

Highest Band Edge / 1 RB



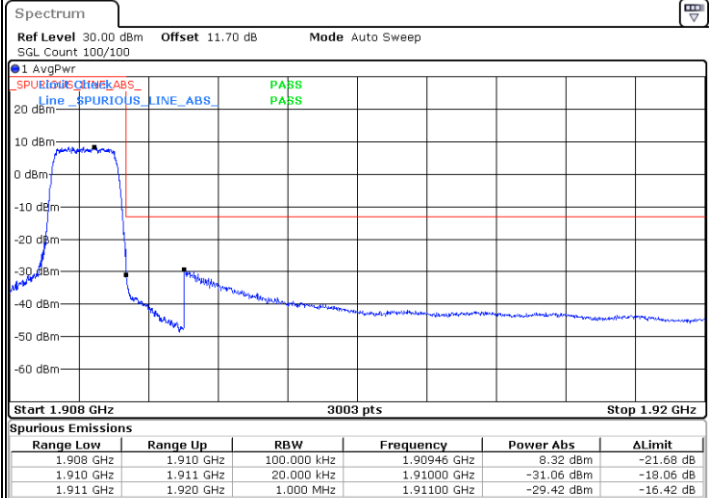
Date: 16.MAR.2023 18:40:16

Lowest Band Edge / Full RB



Date: 16.MAR.2023 18:42:58

Highest Band Edge / Full RB

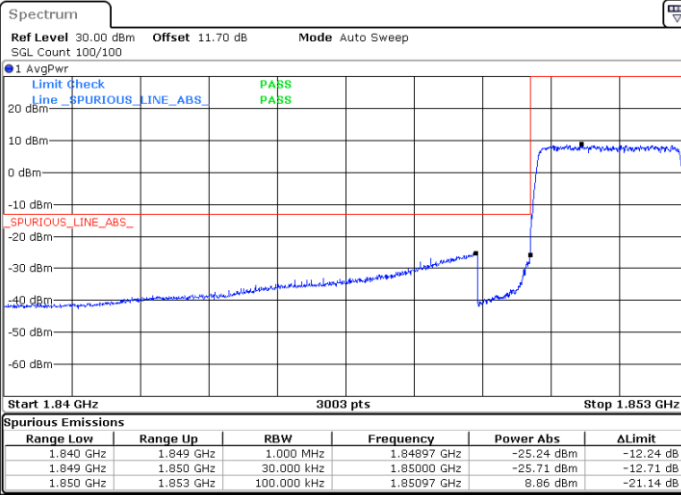


Date: 14.MAR.2023 21:40:11



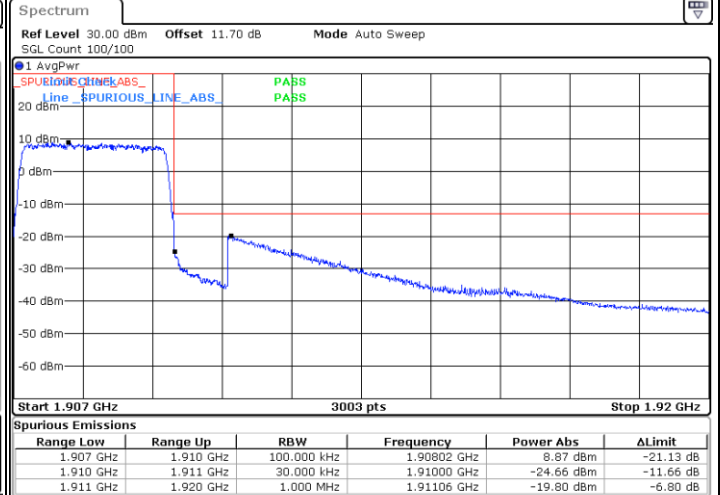
LTE Band 2 / 3MHz / QPSK

Lowest Band Edge / Full RB



Date: 14.MAR.2023 19:45:46

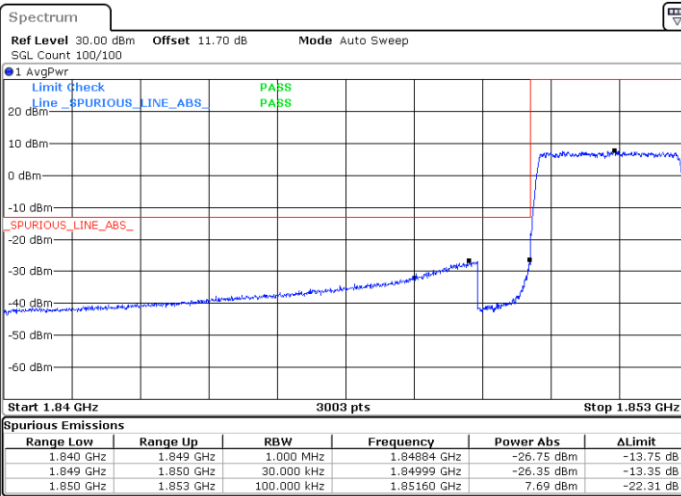
Highest Band Edge / Full RB



Date: 14.MAR.2023 19:53:22

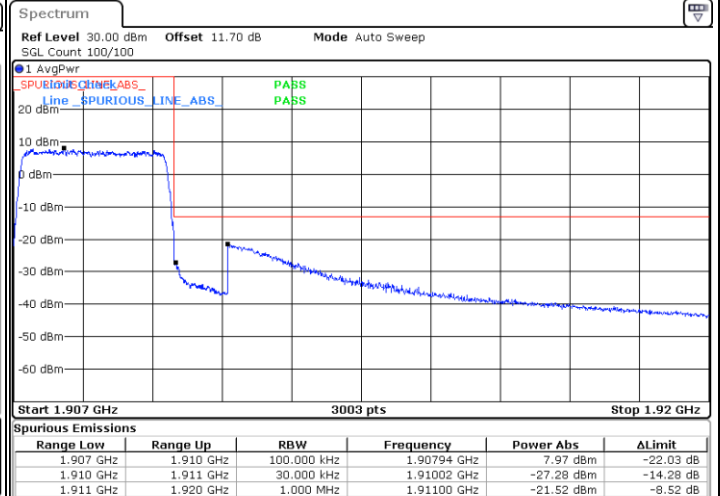
LTE Band 2 / 3MHz / 16QAM

Lowest Band Edge / Full RB



Date: 14.MAR.2023 19:47:05

Highest Band Edge / Full RB



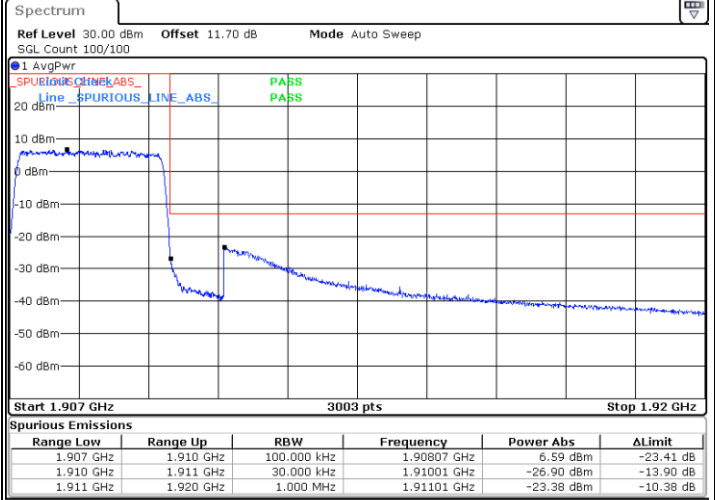
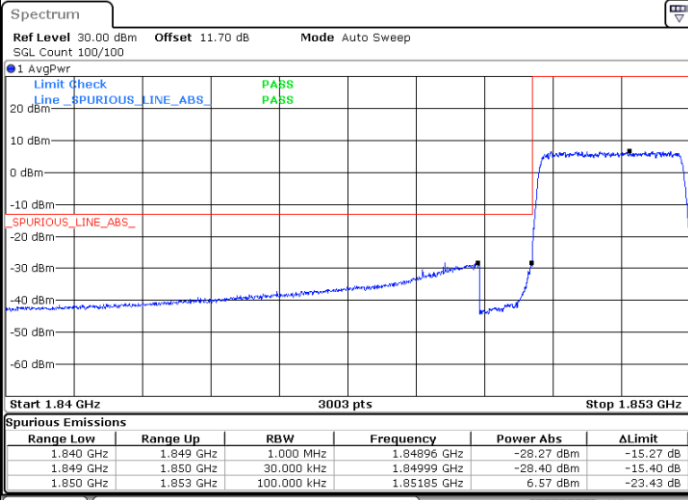
Date: 14.MAR.2023 19:54:40



LTE Band 2 / 3MHz / 64QAM

Lowest Band Edge / Full RB

Highest Band Edge / Full RB



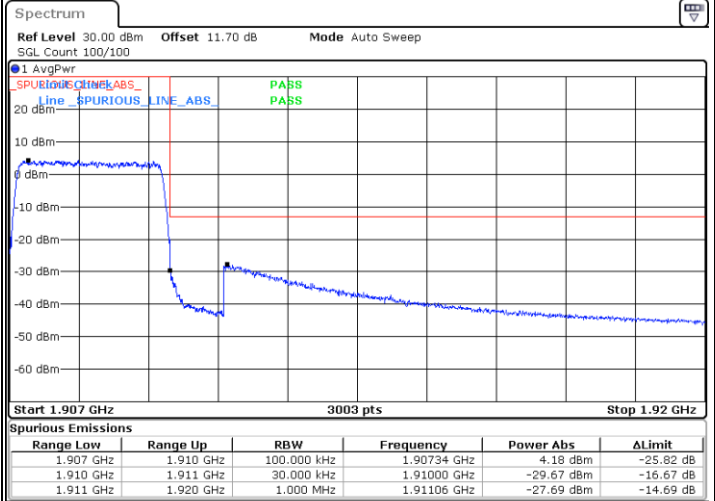
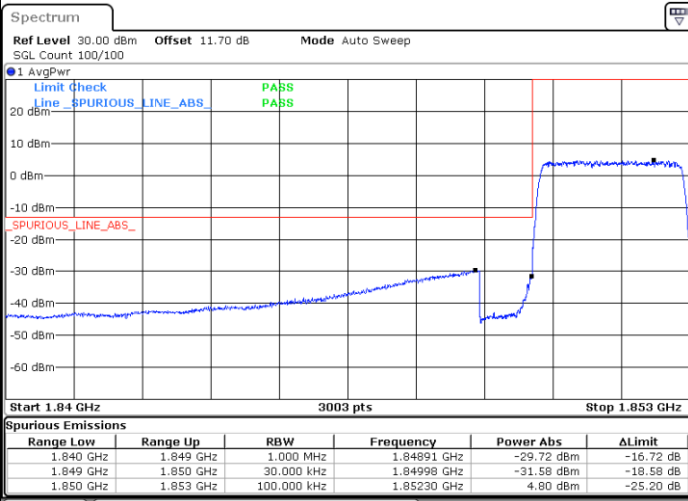
Date: 14.MAR.2023 19:55:59

Date: 14.MAR.2023 19:58:02

LTE Band 2 / 3MHz / 256QAM

Lowest Band Edge / Full RB

Highest Band Edge / Full RB



Date: 14.MAR.2023 21:45:18

Date: 16.MAR.2023 18:48:25