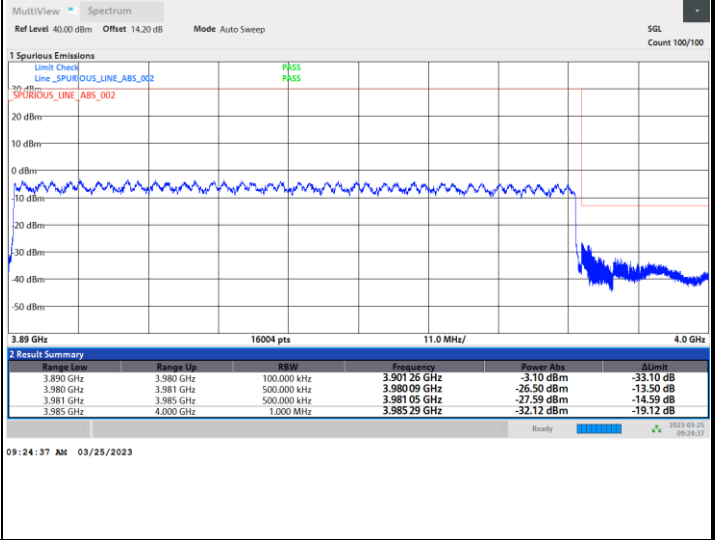
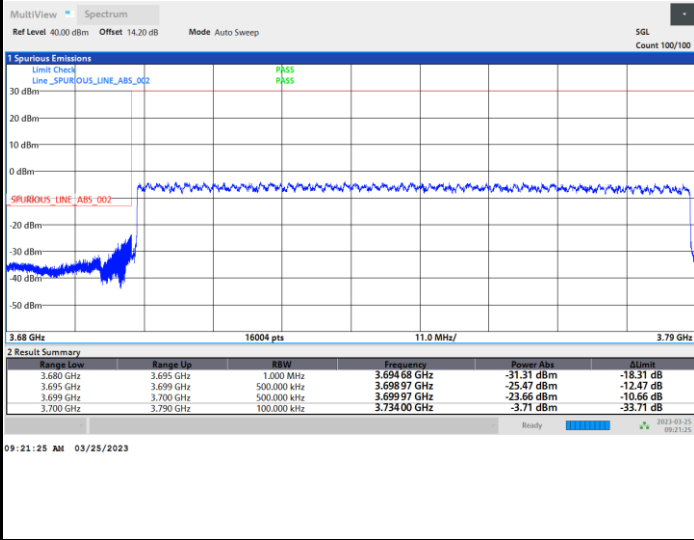




FR1 n77 / 90MHz / CP OFDM / 64QAM

Lowest Band Edge / Full RB

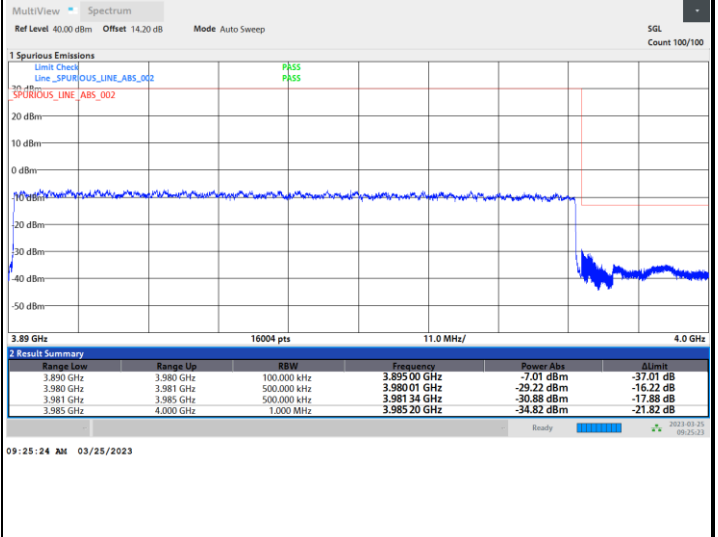
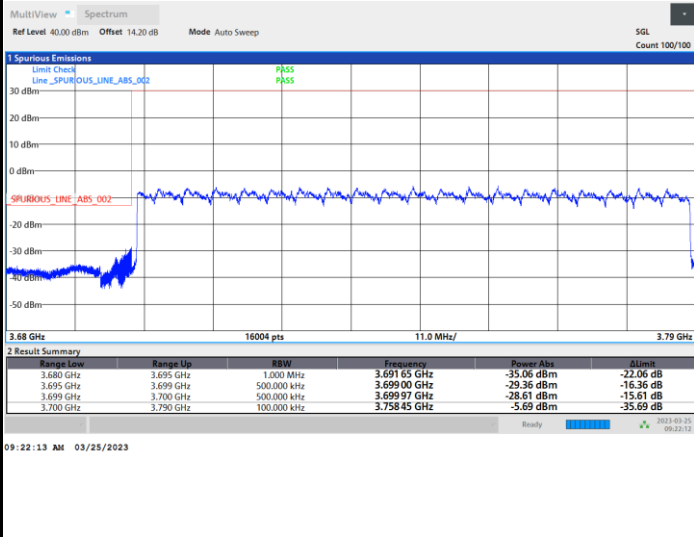
Highest Band Edge / Full RB



FR1 n77 / 90MHz / CP OFDM / 256QAM

Lowest Band Edge / Full RB

Highest Band Edge / Full RB

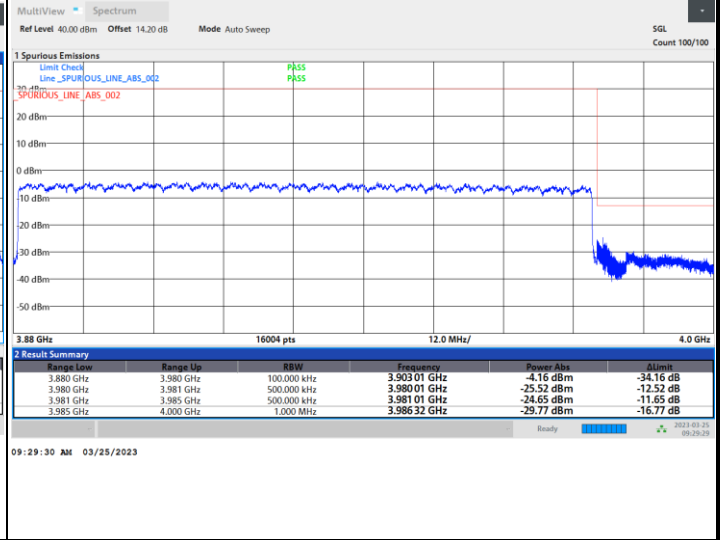
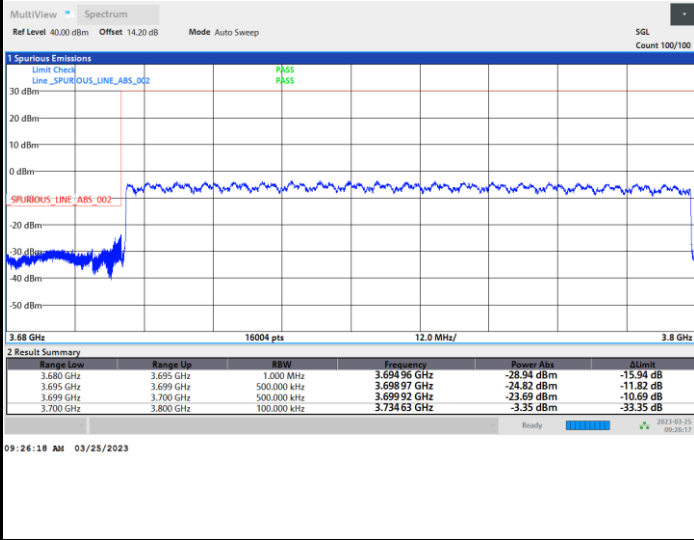




FR1 n77 / 100MHz / CP OFDM / QPSK

Lowest Band Edge / Full RB

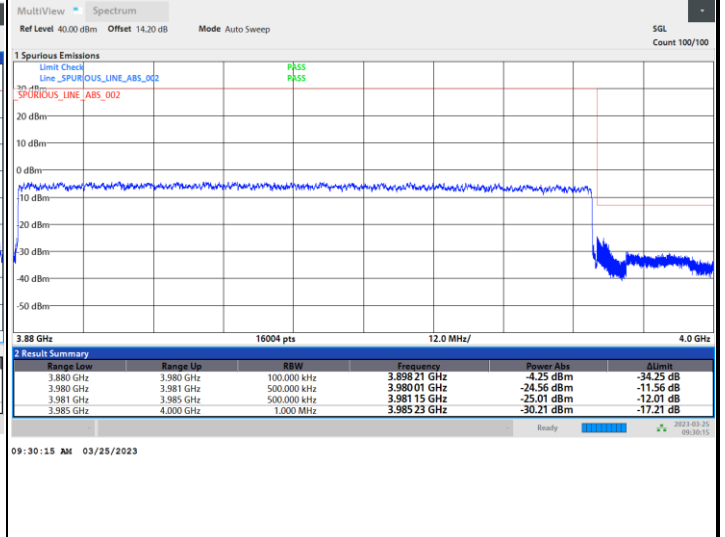
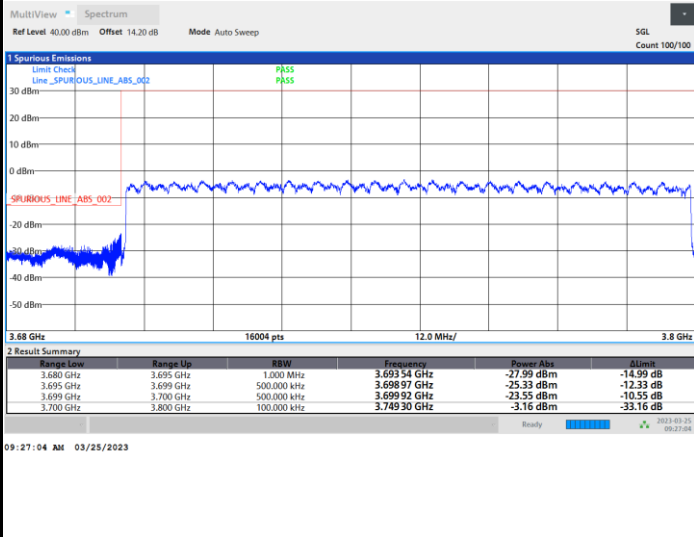
Highest Band Edge / Full RB



FR1 n77 / 100MHz / CP OFDM / 16QAM

Lowest Band Edge / Full RB

Highest Band Edge / Full RB

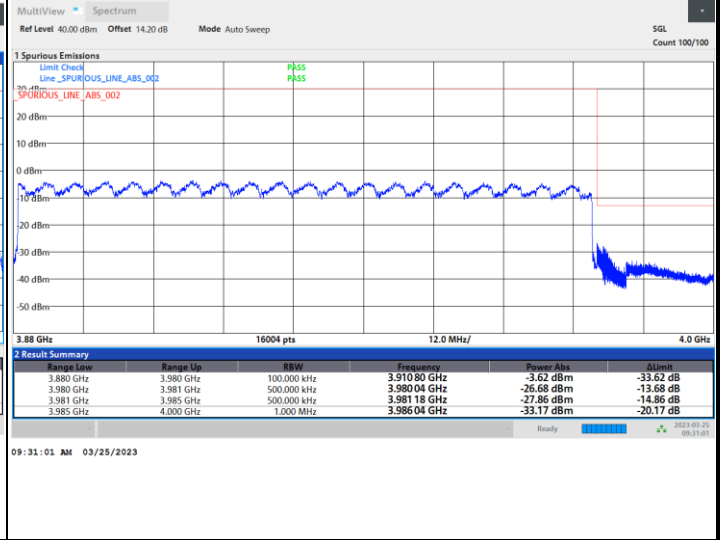
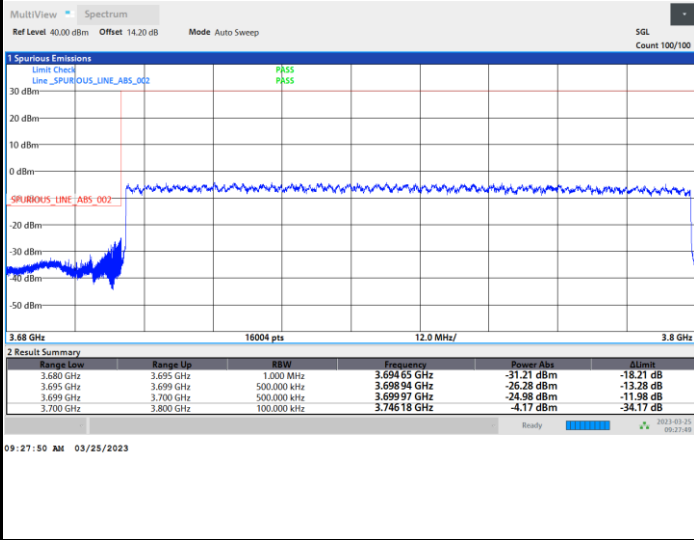




FR1 n77 / 100MHz / CP OFDM / 64QAM

Lowest Band Edge / Full RB

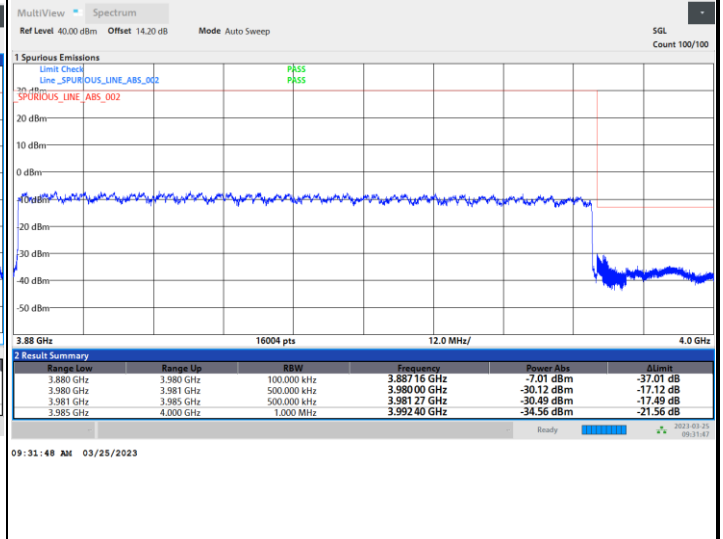
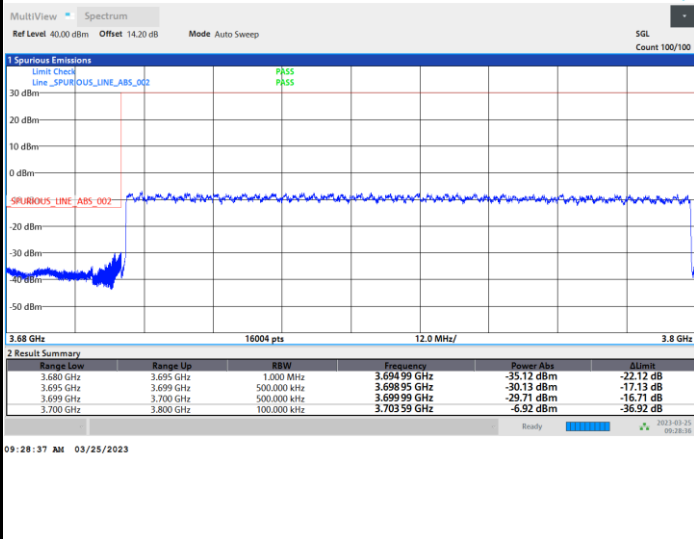
Highest Band Edge / Full RB



FR1 n77 / 100MHz / CP OFDM / 256QAM

Lowest Band Edge / Full RB

Highest Band Edge / Full RB

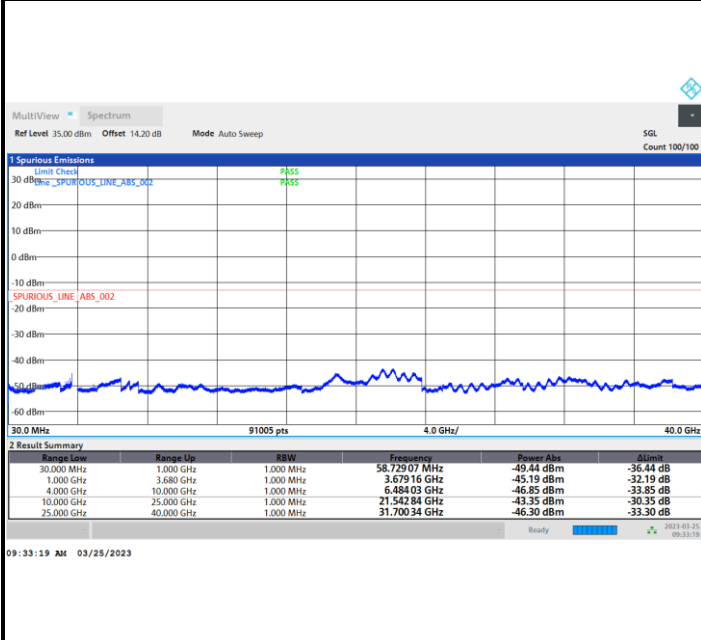




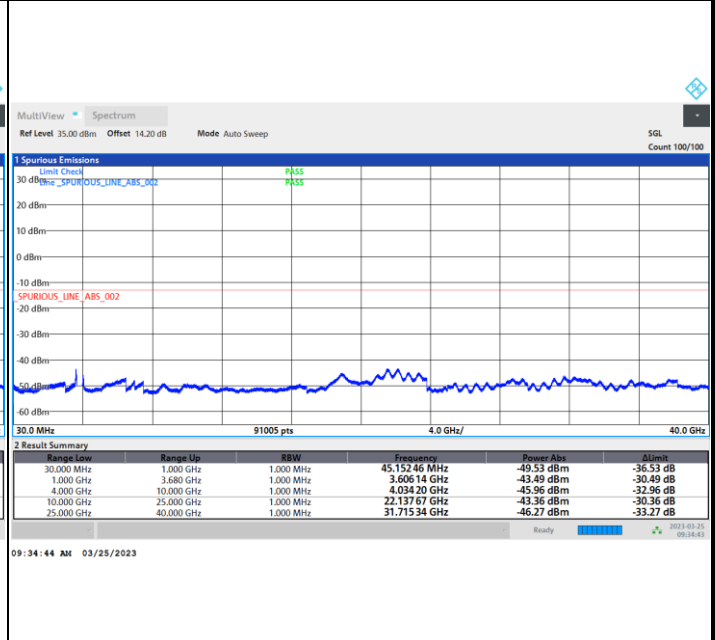
Conducted Spurious Emission

FR1 n77 / 10MHz / CP OFDM / QPSK / 1RB1

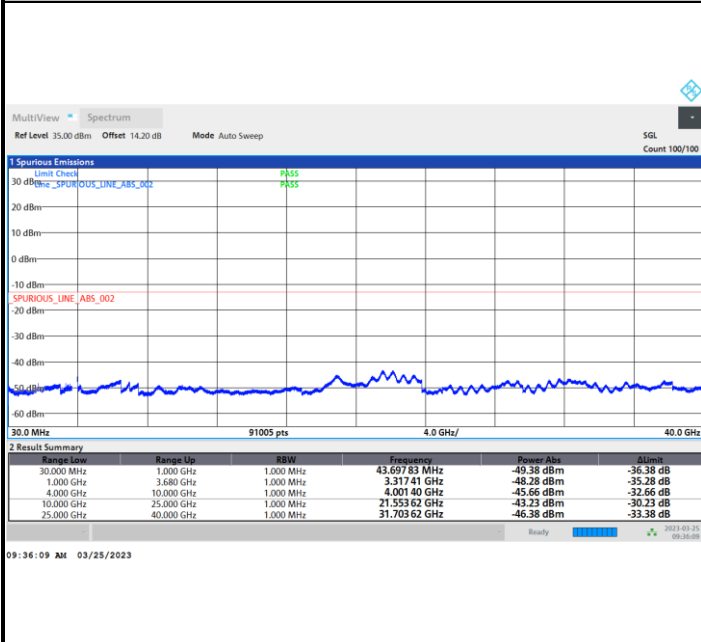
Lowest Channel



Middle Channel



Highest Channel





Frequency Stability

Test Conditions		FR1 n77 (QPSK) / Middle Channel	Limit
Temperature (°C)	Voltage (Volt)	BW 20MHz	Note 2.
		Deviation (ppm)	Result
50	Normal Voltage	0.0034	PASS
40	Normal Voltage	0.0026	
30	Normal Voltage	0.0024	
20(Ref.)	Normal Voltage	0.0000	
10	Normal Voltage	0.0030	
0	Normal Voltage	0.0016	
-10	Normal Voltage	0.0015	
-20	Normal Voltage	0.0038	
-30	Normal Voltage	0.0021	
20	Maximum Voltage	0.0037	
20	Normal Voltage	0.0000	
20	Battery End Point	0.0019	

Note:

- 1. Normal Voltage = 3.89 V. ; Battery End Point (BEP) = 3.6 V. ; Maximum Voltage = 4.4 V.
- 2. The frequency fundamental emissions stay within the authorized frequency block.



Appendix B. Test Results of Radiated Test

Remark: The SRS antenna has been verified RSE during the preliminary scan and the result is not worse than the primary and ASDIV antenna, so only primary and ASDIV antenna is reported.

<Primary Antenna>

<Ant. 6>

5G NR n77 (HPUE)

5G NR n77 (HPUE) / 20MHz / PI/2 BPSK									
Channel	Frequency (MHz)	EIRP (dBm)	Limit (dBm)	Margin (dB)	SPA Reading (dBm)	S.G. Power (dBm)	TX Cable loss (dB)	TX Antenna Gain (dBi)	Polarization (H/V)
Lowest	7403	-42.10	-13	-29.10	-71.9	-49.40	1.94	11.39	H
	11104	-36.95	-13	-23.95	-72.86	-43.18	2.24	10.62	H
	14805	-29.61	-13	-16.61	-71.51	-37.65	2.58	12.77	H
	18506	-63.40	-13	-50.40	-74.68	-75.60	3.24	17.59	H
	22207	-61.82	-13	-48.82	-76.65	-75.01	3.52	18.86	H
	25908	-59.46	-13	-46.46	-77.41	-72.47	3.92	19.08	H
									H
	7403	-42.02	-13	-29.02	-71.92	-49.32	1.94	11.39	V
	11104	-37.33	-13	-24.33	-73.19	-43.56	2.24	10.62	V
	14805	-28.86	-13	-15.86	-71.87	-36.90	2.58	12.77	V
	18506	-62.64	-13	-49.64	-73.69	-74.84	3.24	17.59	V
	22207	-60.20	-13	-47.20	-74.63	-73.39	3.52	18.86	V
	25908	-59.50	-13	-46.50	-77.15	-72.51	3.92	19.08	V
									V



Middle	7663	-42.50	-13	-29.50	-71.88	-50.09	1.89	11.63	H
	11494	-35.77	-13	-22.77	-72.1	-42.32	2.40	11.09	H
	15325	-30.14	-13	-17.14	-70.93	-39.98	2.64	14.63	H
	19156	-62.30	-13	-49.30	-73.53	-74.13	3.25	17.22	H
	22987	-56.88	-13	-43.88	-73.02	-69.77	3.57	18.61	H
	26818	-57.46	-13	-44.46	-76.91	-70.43	3.92	19.05	H
									H
	7663	-42.34	-13	-29.34	-71.94	-49.93	1.89	11.63	V
	11494	-35.44	-13	-22.44	-71.89	-41.99	2.40	11.09	V
	15325	-29.22	-13	-16.22	-70.71	-39.06	2.64	14.63	V
	19156	-63.43	-13	-50.43	-74.42	-75.26	3.25	17.22	V
	22987	-58.49	-13	-45.49	-74.3	-71.38	3.57	18.61	V
	26818	-57.94	-13	-44.94	-77.02	-70.91	3.92	19.05	V
									V
Highest	7923	-42.12	-13	-29.12	-72.16	-49.41	1.95	11.39	H
	11884	-33.84	-13	-20.84	-71.77	-41.61	2.56	12.48	H
	15845	-31.53	-13	-18.53	-71.03	-42.97	2.78	16.37	H
	19806	-60.03	-13	-47.03	-71.91	-72.12	3.20	17.44	H
	23767	-52.18	-13	-39.18	-68.63	-64.83	3.74	18.54	H
	27728	-57.95	-13	-44.95	-77.57	-71.44	3.95	19.59	H
									H
	7923	-41.78	-13	-28.78	-72.17	-49.07	1.95	11.39	V
	11884	-34.33	-13	-21.33	-71.83	-42.10	2.56	12.48	V
	15845	-31.29	-13	-18.29	-71.01	-42.73	2.78	16.37	V
	19806	-63.94	-13	-50.94	-75.54	-76.03	3.20	17.44	V
	23767	-58.39	-13	-45.39	-74.48	-71.04	3.74	18.54	V
	27728	-58.02	-13	-45.02	-77.29	-71.51	3.95	19.59	V
									V

Remark: Spurious emissions within 30-1000MHz were found more than 20dB below limit line.



<Ant. 0 + Ant. 7>

EN-DC 66A-n77A

EN-DC 66A-n77A / 10+20MHz / QPSK + PI/2 BPSK									
Channel	Frequency (MHz)	EIRP (dBm)	Limit (dBm)	Margin (dB)	SPA Reading (dBm)	S.G. Power (dBm)	TX Cable loss (dB)	TX Antenna Gain (dBi)	Polarization (H/V)
Middle	7662	-42.77	-13	-29.77	-72.16	-50.36	1.89	11.63	H
	11493	-36.31	-13	-23.31	-72.65	-42.85	2.40	11.09	H
	15325	-30.72	-13	-17.72	-71.51	-40.56	2.64	14.63	H
	19156	-62.81	-13	-49.81	-74.04	-74.64	3.25	17.22	H
	22987	-59.78	-13	-46.78	-75.92	-72.67	3.57	18.61	H
	26818	-53.26	-13	-40.26	-72.74	-66.23	3.92	19.05	H
									H
	7662	-42.31	-13	-29.31	-71.9	-49.90	1.89	11.63	V
	11493	-35.98	-13	-22.98	-72.44	-42.52	2.40	11.09	V
	15325	-29.85	-13	-16.85	-71.34	-39.69	2.64	14.63	V
	19156	-64.43	-13	-51.43	-75.42	-76.26	3.25	17.22	V
	22987	-61.23	-13	-48.23	-77.04	-74.12	3.57	18.61	V
	26818	-58.08	-13	-45.08	-77.17	-71.05	3.92	19.05	V
									V

Remark: Spurious emissions within 30-1000MHz were found more than 20dB below limit line.



<ASDIV Antenna>
<Ant. 7>

5G NR n77 (HPUE)

5G NR n77 (HPUE) / 20MHz / PI/2 BPSK									
Channel	Frequency (MHz)	EIRP (dBm)	Limit (dBm)	Margin (dB)	SPA Reading (dBm)	S.G. Power (dBm)	TX Cable loss (dB)	TX Antenna Gain (dBi)	Polarization (H/V)
Lowest	7403	-42.35	-13	-29.35	-72.15	-49.65	1.94	11.39	H
	11104	-36.78	-13	-23.78	-72.69	-43.01	2.24	10.62	H
	14805	-29.33	-13	-16.33	-71.23	-37.37	2.58	12.77	H
	18506	-63.16	-13	-50.16	-74.44	-75.36	3.24	17.59	H
	22207	-61.25	-13	-48.25	-76.08	-74.44	3.52	18.86	H
	25908	-59.75	-13	-46.75	-77.71	-72.76	3.92	19.08	H
									H
	7403	-42.26	-13	-29.26	-72.16	-49.56	1.94	11.39	V
	11104	-37.14	-13	-24.14	-73	-43.37	2.24	10.62	V
	14805	-28.67	-13	-15.67	-71.68	-36.71	2.58	12.77	V
	18506	-63.83	-13	-50.83	-74.89	-76.03	3.24	17.59	V
	22207	-62.08	-13	-49.08	-76.51	-75.27	3.52	18.86	V
	25908	-59.89	-13	-46.89	-77.54	-72.90	3.92	19.08	V
									V



Middle	7663	-42.13	-13	-29.13	-71.51	-49.72	1.89	11.63	H
	11494	-35.96	-13	-22.96	-72.29	-42.51	2.40	11.09	H
	15325	-30.26	-13	-17.26	-71.05	-40.10	2.64	14.63	H
	19156	-64.45	-13	-51.45	-75.68	-76.28	3.25	17.22	H
	22987	-60.98	-13	-47.98	-77.12	-73.87	3.57	18.61	H
	26818	-57.88	-13	-44.88	-77.34	-70.85	3.92	19.05	H
									H
	7663	-42.37	-13	-29.37	-71.97	-49.96	1.89	11.63	V
	11494	-35.94	-13	-22.94	-72.39	-42.49	2.40	11.09	V
	15325	-29.73	-13	-16.73	-71.22	-39.57	2.64	14.63	V
	19156	-64.71	-13	-51.71	-75.7	-76.54	3.25	17.22	V
	22987	-60.95	-13	-47.95	-76.76	-73.84	3.57	18.61	V
	26818	-57.96	-13	-44.96	-77.03	-70.93	3.92	19.05	V
									V
Highest	7923	-41.77	-13	-28.77	-71.81	-49.06	1.95	11.39	H
	11884	-33.95	-13	-20.95	-71.88	-41.72	2.56	12.48	H
	15845	-31.81	-13	-18.81	-71.31	-43.25	2.78	16.37	H
	19806	-64.29	-13	-51.29	-76.18	-76.38	3.20	17.44	H
	23767	-61.12	-13	-48.12	-77.57	-73.77	3.74	18.54	H
	27728	-57.52	-13	-44.52	-77.13	-71.01	3.95	19.59	H
									H
	7923	-41.45	-13	-28.45	-71.84	-48.74	1.95	11.39	V
	11884	-33.95	-13	-20.95	-71.45	-41.72	2.56	12.48	V
	15845	-30.35	-13	-17.35	-70.07	-41.79	2.78	16.37	V
	19806	-63.75	-13	-50.75	-75.34	-75.84	3.20	17.44	V
	23767	-61.31	-13	-48.31	-77.4	-73.96	3.74	18.54	V
	27728	-58.40	-13	-45.40	-77.68	-71.89	3.95	19.59	V
									V

Remark: Spurious emissions within 30-1000MHz were found more than 20dB below limit line.



<MIMO Antenna>
MIMO <Ant. 6+1>

5G NR n77

5G NR n77 / 20MHz / QPSK									
Channel	Frequency (MHz)	EIRP (dBm)	Limit (dBm)	Margin (dB)	SPA Reading (dBm)	S.G. Power (dBm)	TX Cable loss (dB)	TX Antenna Gain (dBi)	Polarization (H/V)
Lowest	7403	-42.34	-13	-29.34	-72.14	-49.64	1.94	11.39	H
	11104	-36.59	-13	-23.59	-72.5	-42.82	2.24	10.62	H
	14805	-29.79	-13	-16.79	-71.69	-37.83	2.58	12.77	H
	18506	-64.61	-13	-51.61	-75.89	-76.81	3.24	17.59	H
	22207	-62.34	-13	-49.34	-77.17	-75.53	3.52	18.86	H
	25908	-60.39	-13	-47.39	-78.35	-73.40	3.92	19.08	H
									H
	7403	-41.66	-13	-28.66	-71.56	-48.96	1.94	11.39	V
	11104	-36.99	-13	-23.99	-72.85	-43.22	2.24	10.62	V
	14805	-28.47	-13	-15.47	-71.48	-36.51	2.58	12.77	V
	18506	-64.48	-13	-51.48	-75.54	-76.68	3.24	17.59	V
	22207	-63.20	-13	-50.20	-77.63	-76.39	3.52	18.86	V
	25908	-60.99	-13	-47.99	-78.64	-74.00	3.92	19.08	V
									V



Middle	7663	-42.64	-13	-29.64	-72.02	-50.23	1.89	11.63	H
	11494	-35.76	-13	-22.76	-72.09	-42.31	2.40	11.09	H
	15325	-30.04	-13	-17.04	-70.83	-39.88	2.64	14.63	H
	19156	-64.47	-13	-51.47	-75.7	-76.30	3.25	17.22	H
	22987	-57.27	-13	-44.27	-74.41	-70.16	3.57	18.61	H
	26818	-57.70	-13	-44.70	-77.17	-70.67	3.92	19.05	H
									H
	7663	-41.83	-13	-28.83	-71.43	-49.42	1.89	11.63	V
	11494	-35.97	-13	-22.97	-72.42	-42.52	2.40	11.09	V
	15325	-29.38	-13	-16.38	-70.87	-39.22	2.64	14.63	V
	19156	-62.79	-13	-49.79	-73.78	-74.62	3.25	17.22	V
	22987	-59.88	-13	-46.88	-75.69	-72.77	3.57	18.61	V
	26818	-58.64	-13	-45.64	-77.72	-71.61	3.92	19.05	V
									V
Highest	7923	-42.15	-13	-29.15	-71.95	-49.44	1.95	11.39	H
	11884	-36.44	-13	-23.44	-72.35	-44.21	2.56	12.48	H
	15845	-29.40	-13	-16.40	-71.3	-40.84	2.78	16.37	H
	19806	-65.76	-13	-52.76	-77.64	-77.85	3.20	17.44	H
	23767	-61.79	-13	-48.79	-78.24	-74.44	3.74	18.54	H
	27728	-58.13	-13	-45.13	-77.74	-71.62	3.95	19.59	H
									H
	7923	-41.66	-13	-28.66	-71.56	-48.95	1.95	11.39	V
	11884	-36.96	-13	-23.96	-72.82	-44.73	2.56	12.48	V
	15845	-28.73	-13	-15.73	-71.74	-40.17	2.78	16.37	V
	19806	-65.77	-13	-52.77	-77.36	-77.86	3.20	17.44	V
	23767	-62.43	-13	-49.43	-78.52	-75.08	3.74	18.54	V
	27728	-58.54	-13	-45.54	-77.81	-72.03	3.95	19.59	V
									V

Remark: Spurious emissions within 30-1000MHz were found more than 20dB below limit line.



MIMO <Ant. 7+5>

5G NR n77

5G NR n77 / 20MHz / QPSK									
Channel	Frequency (MHz)	EIRP (dBm)	Limit (dBm)	Margin (dB)	SPA Reading (dBm)	S.G. Power (dBm)	TX Cable loss (dB)	TX Antenna Gain (dBi)	Polarization (H/V)
Lowest	7403	-42.13	-13	-29.13	-71.93	-49.43	1.94	11.39	H
	11104	-36.96	-13	-23.96	-72.87	-43.19	2.24	10.62	H
	14805	-30.00	-13	-17.00	-71.9	-38.04	2.58	12.77	H
	18506	-64.61	-13	-51.61	-75.89	-76.81	3.24	17.59	H
	22207	-62.85	-13	-49.85	-77.68	-76.04	3.52	18.86	H
	25908	-60.65	-13	-47.65	-78.61	-73.66	3.92	19.08	H
									H
	7403	-42.15	-13	-29.15	-72.05	-49.45	1.94	11.39	V
	11104	-37.01	-13	-24.01	-72.87	-43.24	2.24	10.62	V
	14805	-28.53	-13	-15.53	-71.54	-36.57	2.58	12.77	V
	18506	-64.49	-13	-51.49	-75.55	-76.69	3.24	17.59	V
	22207	-63.04	-13	-50.04	-77.47	-76.23	3.52	18.86	V
	25908	-60.94	-13	-47.94	-78.59	-73.95	3.92	19.08	V
									V



Middle	7663	-42.47	-13	-29.47	-71.85	-50.06	1.89	11.63	H
	11494	-35.86	-13	-22.86	-72.19	-42.41	2.40	11.09	H
	15325	-29.82	-13	-16.82	-70.61	-39.66	2.64	14.63	H
	19156	-65.56	-13	-52.56	-76.79	-77.39	3.25	17.22	H
	22987	-61.90	-13	-48.90	-78.04	-74.79	3.57	18.61	H
	26818	-58.43	-13	-45.43	-77.9	-71.40	3.92	19.05	H
									H
	7663	-42.24	-13	-29.24	-71.84	-49.83	1.89	11.63	V
	11494	-35.93	-13	-22.93	-72.38	-42.48	2.40	11.09	V
	15325	-29.46	-13	-16.46	-70.95	-39.30	2.64	14.63	V
	19156	-66.07	-13	-53.07	-77.06	-77.90	3.25	17.22	V
	22987	-62.53	-13	-49.53	-78.34	-75.42	3.57	18.61	V
	26818	-58.91	-13	-45.91	-77.99	-71.88	3.92	19.05	V
									V
Highest	7923	-42.02	-13	-29.02	-72.06	-49.31	1.95	11.39	H
	11884	-33.09	-13	-20.09	-71.02	-40.86	2.56	12.48	H
	15845	-31.57	-13	-18.57	-71.07	-43.01	2.78	16.37	H
	19806	-65.42	-13	-52.42	-77.3	-77.51	3.20	17.44	H
	23767	-61.80	-13	-48.80	-78.25	-74.45	3.74	18.54	H
	27728	-58.29	-13	-45.29	-77.9	-71.78	3.95	19.59	H
									H
	7923	-41.30	-13	-28.30	-71.69	-48.59	1.95	11.39	V
	11884	-34.40	-13	-21.40	-71.9	-42.17	2.56	12.48	V
	15845	-31.38	-13	-18.38	-71.1	-42.82	2.78	16.37	V
	19806	-65.90	-13	-52.90	-77.49	-77.99	3.20	17.44	V
	23767	-62.16	-13	-49.16	-78.25	-74.81	3.74	18.54	V
	27728	-58.13	-13	-45.13	-77.4	-71.62	3.95	19.59	V
									V

Remark: Spurious emissions within 30-1000MHz were found more than 20dB below limit line.

—————THE END—————