


Appendix E. SAR Test Setup Photos



Right Cheek



Right Tilted



Left Cheek



Left Tilted



Front, Test Separation 10 mm



Back, Test Separation 10 mm




Left Side, Test Separation 10 mm



Right Side, Test Separation 10 mm

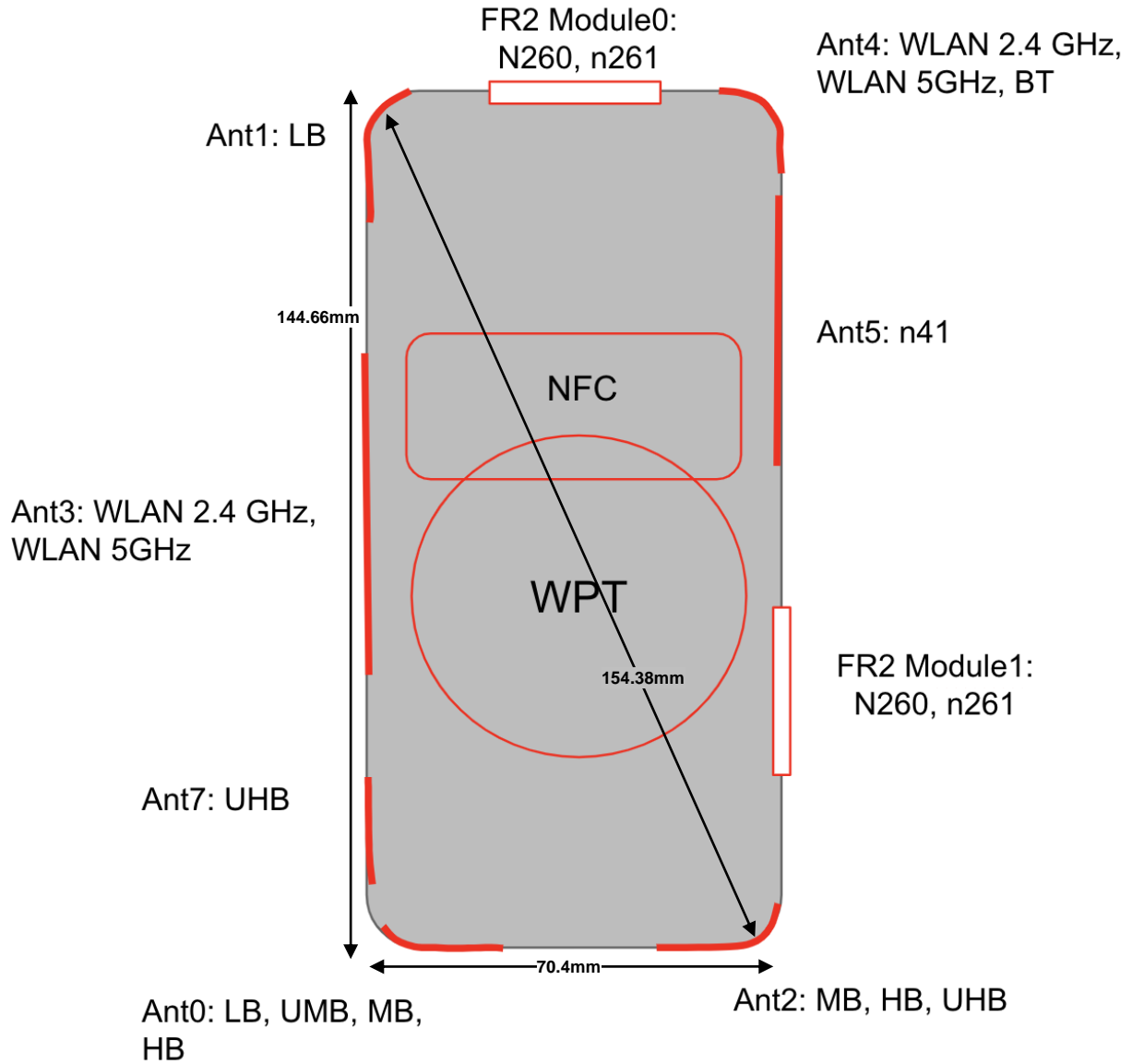


Bottom Side, Test Separation 10 mm



Top Side, Test Separation 10 mm

Appendix E. EUT antenna location



View from Front of Device

Antenna configuration	
Config*	Support transmit antenna and band
Config 0	ANT 0: GSM850, UMTS B5, CDMA BC0/BC10, LTE B5/B12/B13/B14/B17/B26/B71, NR n5/n12/n71 ANT 2: GSM1900, UMTS B2/B4, CDMA BC1, LTE B2/B4/B7/B25/B30/B66/B38/B41, NR n2/n7/n25/n41/n66 ANT 5: NR n41 HPUE ANT 7: LTE B48
Config 1	ANT 0: UMTS B2/B4, CDMA BC1, LTE B2/B4/B7/B25/B30/B66/B38/B41, NR n2/n7/n25/n41/n66 ANT 1: UMTS B5, CDMA BC0/BC10, LTE B5/B12/B13/B14/B17/B26/B71, NR n5/n12/n71 ANT 2: LTE B48