



# FCC RADIO TEST REPORT

FCC ID : A4RGD1YQ  
Equipment : Phone  
Model Name : GD1YQ  
Applicant : Google LLC  
1600 Amphitheatre Parkway,  
Mountain View, California, 94043 USA  
Standard : FCC 47 CFR Part 2, 22(H), 24(E), 27(L)

The product was received on Apr. 23, 2020 and testing was started from Apr. 29, 2020 and completed on Jun. 20, 2020. We, SPORTON INTERNATIONAL INC. EMC & Wireless Communications Laboratory, would like to declare that the tested sample has been evaluated in accordance with the test procedures given in ANSI / TIA-603-E and has been in compliance with the applicable technical standards.

The test results in this report apply exclusively to the tested model / sample. Without written approval of SPORTON INTERNATIONAL INC. EMC & Wireless Communications Laboratory, the test report shall not be reproduced except in full.

*Louis Wu*

Approved by: Louis Wu

**SPORTON INTERNATIONAL INC. EMC & Wireless Communications Laboratory**

No. 52, Huaya 1st Rd., Guishan Dist., Taoyuan City, Taiwan (R.O.C.)



# Table of Contents

**History of this test report ..... 3**

**Summary of Test Result ..... 4**

**1 General Description..... 5**

    1.1 Product Feature of Equipment Under Test..... 5

    1.2 Product Specification of Equipment Under Test..... 5

    1.3 Modification of EUT..... 7

    1.4 Testing Location..... 8

    1.5 Applicable Standards ..... 8

**2 Test Configuration of Equipment Under Test..... 9**

    2.1 Test Mode ..... 9

    2.2 Connection Diagram of Test System..... 10

    2.3 Support Unit used in test configuration..... 10

    2.4 Measurement Results Explanation Example..... 11

    2.5 Frequency List of Low/Middle/High Channels ..... 11

**3 Conducted Test Result..... 12**

    3.1 Measuring Instruments ..... 12

    3.2 Conducted Output Power and ERP/EIRP ..... 13

    3.3 Peak-to-Average Ratio..... 14

    3.4 99% Occupied Bandwidth and 26dB Bandwidth Measurement..... 15

    3.5 Conducted Band Edge..... 16

    3.6 Conducted Spurious Emission..... 17

    3.7 Frequency Stability ..... 18

**4 Radiated Test Items ..... 19**

    4.1 Measuring Instruments ..... 19

    4.2 Test Setup..... 19

    4.3 Test Result of Radiated Test ..... 20

    4.4 Field Strength of Spurious Radiation Measurement..... 21

**5 List of Measuring Equipment ..... 22**

**6 Uncertainty of Evaluation ..... 23**

**Appendix A. Test Results of Conducted Test**

**Appendix B. Test Results of ERP/EIRP and Radiated Test**





## Summary of Test Result

Report Clause	Ref Std. Clause	Test Items	Result (PASS/FAIL)	Remark
3.2	§2.1046	Conducted Output Power	Pass	-
	§22.913 (a)(2)	Effective Radiated Power (GSM850) (WCDMA Band V) (CDMA BC0)		
	§24.232 (c)	Equivalent Isotropic Radiated Power (GSM1900) (WCDMA Band II) (CDMA BC1)		
	§27.50 (d)(4)	Equivalent Isotropic Radiated Power (WCDMA Band IV)		
3.3	§24.232 (d)	Peak-to-Average Ratio	Pass	
3.4	§2.1049	Occupied Bandwidth (GSM850) (WCDMA Band V) (CDMA BC0) (GSM1900) (WCDMA Band II) (CDMA BC1) (WCDMA Band IV)	Pass	-
	§22.917 (b)			
	§24.238 (b)			
	§27.53 (g)			
3.5	§2.1051	Band Edge Measurement (GSM850) (WCDMA Band V) (CDMA BC0) (GSM1900) (WCDMA Band II) (CDMA BC1) (WCDMA Band IV)	Pass	-
	§22.917 (a)			
	§24.238 (a)			
	§27.53 (g)			
3.6	§2.1051	Conducted Emission (GSM850) (WCDMA Band V) (CDMA BC0) (GSM1900) (WCDMA Band II) (CDMA BC1) (WCDMA Band IV)	Pass	-
	§22.917 (a)			
	§24.238 (a)			
	§27.53 (g)			
3.7	§2.1055	Frequency Stability Temperature & Voltage	Pass	-
	§22.355			
	§24.235			
	§27.54			
4.4	§2.1053 §22.917 (a) §24.238 (a) §27.53 (h)	Field Strength of Spurious Radiation (GSM850) (WCDMA Band V) (CDMA BC0) (GSM1900) (WCDMA Band II) (CDMA BC1) (WCDMA Band IV)	Pass	Under limit 22.14 dB at 2473.000 MHz for Primary Antenna Under limit 31.05 dB at 7010.000 MHz and 7410.000 MHz for ASDIV Antenna

**Declaration of Conformity:**

The test results with all measurement uncertainty excluded are presented in accordance with the regulation limits or requirements declared by manufacturers.

**Comments and Explanations:**

The declared of product specification for EUT presented in the report are provided by the manufacturer, and the manufacturer takes all the responsibilities for the accuracy of product specification.

**Reviewed by: Wii Chang**

**Report Producer: Yimin Ho**



# 1 General Description

## 1.1 Product Feature of Equipment Under Test

Product Feature	
Equipment	Phone
Model Name	GD1YQ
FCC ID	A4RGD1YQ
EUT supports Radios application	CDMA/EV-DO/GSM/EGPRS/WCDM/HSPA/LTE/5G NR /NFC/GNSS/WPC/WPT WLAN 11b/g/n HT20 WLAN 11a/n HT20/HT40 WLAN 11ac VHT20/VHT40/VHT80 Bluetooth BR/EDR/LE

Remark: The above EUT's information was declared by manufacturer.

EUT Information List	
S/N	Performed Test Item
04031FDD4000ER	Conducted Measurement
04071FDD40000A	Radiated Spurious Emission

## 1.2 Product Specification of Equipment Under Test

Standards-related Product Specification	
Tx Frequency	<b>GSM/GPRS/EDGE:</b> 850: 824.2 MHz ~ 848.8 MHz 1900: 1850.2 MHz ~ 1909.8 MHz <b>CDMA/EV-DO</b> BC0 824.70 MHz ~ 848.31 MHz BC1: 1851.25 MHz ~ 1908.75 MHz <b>WCDMA:</b> Band V: 826.4 MHz ~ 846.6 MHz Band II: 1852.4 MHz ~ 1907.6 MHz Band IV: 1712.4 MHz ~ 1752.6 MHz
Rx Frequency	<b>GSM/GPRS/EDGE:</b> 850: 869.2 MHz ~ 893.8 MHz 1900: 1930.2 MHz ~ 1989.8 MHz <b>CDMA/EV-DO</b> BC0 869.70 MHz ~ 893.31 MHz BC1: 1931.25 MHz ~ 1988.75 MHz <b>WCDMA:</b> Band V: 871.4 MHz ~ 891.6 MHz Band II: 1932.4 MHz ~ 1987.6 MHz Band IV: 2112.4 MHz ~ 2152.6 MHz



Standards-related Product Specification	
<b>Maximum Output Power to Antenna</b>	<p><b>&lt;Primary Antenna&gt;</b>  <b>GSM/GPRS/EDGE:</b>            850: 32.94 dBm            1900: 30.28 dBm  <b>CDMA/EV-DO</b>            BC0 24.74 dBm            BC1: 24.73 dBm  <b>WCDMA:</b>            Band V: 24.78 dBm            Band II: 24.78 dBm            Band IV: 24.10 dBm</p> <p><b>&lt;ASDIV Antenna&gt;</b>  <b>CDMA/EV-DO</b>            BC0 24.75 dBm            BC1: 24.77 dBm  <b>WCDMA:</b>            Band V: 24.76 dBm            Band II: 24.87 dBm            Band IV: 24.75 dBm</p>
<b>Antenna Type</b>	<p><b>&lt;Primary Antenna&gt;:</b>  <b>&lt;Ant. 0&gt;:</b> Monopole Antenna type  <b>&lt;Ant. 2&gt;:</b> Monopole Antenna type  <b>&lt;ASDIV Antenna&gt;:</b>  <b>&lt;Ant. 0&gt;:</b> Monopole Antenna type  <b>&lt;Ant. 1&gt;:</b> Monopole Antenna type</p>
<b>Type of Modulation</b>	<p>GSM / GPRS: GMSK            EDGE(MCS 0-4): GMSK / (MCS 5-9): 8PSK            WCDMA: QPSK (Uplink)            HSDPA: 64QAM (Downlink)            HSUPA: QPSK (Uplink)            CDMA2000 1xRTT: QPSK            CDMA2000 1xEV-DO: QPSK/8PSK</p>

**<Primary Antenna>**

Radio Tech	Band Number	Antenna name	Gain
GSM	850	Ant 0	-3.2
GSM	1900	Ant 2	0
CDMA	BC0	Ant 0	-3.2
CDMA	BC1	Ant 2	0
WCDMA	B2	Ant 2	0
WCDMA	B4	Ant 2	-1.5
WCDMA	B5	Ant 0	-3.2

**<ASDIV Antenna>**

Radio Tech	Band Number	Antenna name	Gain
CDMA	BC0	Ant 1	-8.0
CDMA	BC1	Ant 0	-1.5
WCDMA	B2	Ant 0	-1.5
WCDMA	B4	Ant 0	-0.8
WCDMA	B5	Ant 1	-8.0

### 1.3 Modification of EUT

No modifications are made to the EUT during all test items.



### 1.4 Testing Location

<b>Test Site</b>	SPORTON INTERNATIONAL INC. EMC & Wireless Communications Laboratory
<b>Test Site Location</b>	No.52, Huaya 1st Rd., Guishan Dist., Taoyuan City, Taiwan (R.O.C.) TEL: +886-3-327-3456 FAX: +886-3-328-4978
<b>Test Site No.</b>	<b>Sporton Site No.</b>
	TH03-HY
<b>Test Engineer</b>	Louis Chung
<b>Temperature</b>	21~24°C
<b>Relative Humidity</b>	51~55%

**Note:** The test site complies with ANSI C63.4 2014 requirement.

<b>Test Site</b>	SPORTON INTERNATIONAL INC. EMC & Wireless Communications Laboratory
<b>Test Site Location</b>	No.58, Aly. 75, Ln. 564, Wenhua 3rd, Rd., Guishan Dist., Taoyuan City, Taiwan (R.O.C.) TEL: +886-3-327-0868 FAX: +886-3-327-0855
<b>Test Site No.</b>	<b>Sporton Site No.</b>
	03CH12-HY
<b>Test Engineer</b>	Jack Cheng, Lance Chiang and Chuan Chu
<b>Temperature</b>	24.3~26.4°C
<b>Relative Humidity</b>	56.1~68.1%

**Note:** The test site complies with ANSI C63.4 2014 requirement.

FCC Designation No.: TW1190 and TW0007

### 1.5 Applicable Standards

According to the specifications of the manufacturer, the EUT must comply with the requirements of the following standards:

- ♦ ANSI C63.26-2015
- ♦ ANSI / TIA-603-E
- ♦ FCC 47 CFR Part 2, 22(H), 24(E), 27(L)
- ♦ FCC KDB 971168 D01 Power Meas. License Digital Systems v03r01
- ♦ FCC KDB 412172 D01 Determining ERP and EIRP v01r01
- ♦ FCC KDB 414788 D01 Radiated Test Site v01r01

**Remark:**

1. All test items were verified and recorded according to the standards and without any deviation during the test.
2. The TAF code is not including all the FCC KDB listed without accreditation.





## 2 Test Configuration of Equipment Under Test

### 2.1 Test Mode

Antenna port conducted and radiated test items were performed according to KDB 971168 D01 Power Meas. License Digital Systems v03r01 with maximum output power.

For radiated measurement, pre-scanned in three orthogonal panels, X, Y, Z and Accessory (Adapter or Earphone). The worst cases (Primary Antenna: X Plane with Adapter for Cellular and PCS Band, Y Plane with Adapter for AWS Band; ASDIV Antenna: Y Plane with Adapter for Cellular and PCS Band, X Plane for AWS Band) were recorded in this report.

Radiated emissions were investigated as following frequency range:

1. 30 MHz to 9000 MHz for GSM850 and WCDMA Band V and CDMA BC0
2. 30 MHz to 18000 MHz for WCDMA Band IV
3. 30 MHz to 19100 MHz for GSM1900 and WCDMA Band II and CDMA BC1

All modes and data rates and positions were investigated.

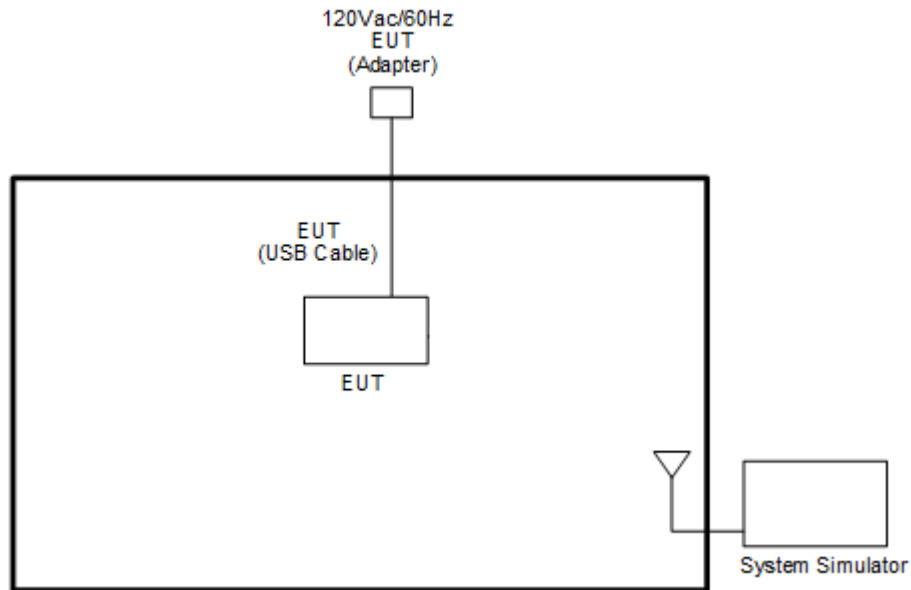
Test modes are chosen to be reported as the worst case configuration below:

Band	Test Modes	
	Radiated TCs	Conducted TCs
GSM850	<ul style="list-style-type: none"> <li>■ GPRS Class 8 Link</li> <li>■ EDGE Class 8 Link</li> </ul>	<ul style="list-style-type: none"> <li>■ GPRS Class 8 Link</li> <li>■ EDGE Class 8 Link</li> </ul>
GSM1900	<ul style="list-style-type: none"> <li>■ GPRS Class 8 Link</li> <li>■ EDGE Class 8 Link</li> </ul>	<ul style="list-style-type: none"> <li>■ GPRS Class 8 Link</li> <li>■ EDGE Class 8 Link</li> </ul>
WCDMA Band V	<ul style="list-style-type: none"> <li>■ RMC 12.2Kbps Link</li> </ul>	<ul style="list-style-type: none"> <li>■ RMC 12.2Kbps Link</li> </ul>
WCDMA Band II	<ul style="list-style-type: none"> <li>■ RMC 12.2Kbps Link</li> </ul>	<ul style="list-style-type: none"> <li>■ RMC 12.2Kbps Link</li> </ul>
WCDMA Band IV	<ul style="list-style-type: none"> <li>■ RMC 12.2Kbps Link</li> </ul>	<ul style="list-style-type: none"> <li>■ RMC 12.2Kbps Link</li> </ul>
CDMA BC0	<ul style="list-style-type: none"> <li>■ 1xRTT Link</li> </ul>	<ul style="list-style-type: none"> <li>■ 1xRTT Link</li> <li>■ 1xEV-DO Link</li> </ul>
CDMA BC1	<ul style="list-style-type: none"> <li>■ 1xRTT Link</li> </ul>	<ul style="list-style-type: none"> <li>■ 1xRTT Link</li> <li>■ 1xEV-DO Link</li> </ul>

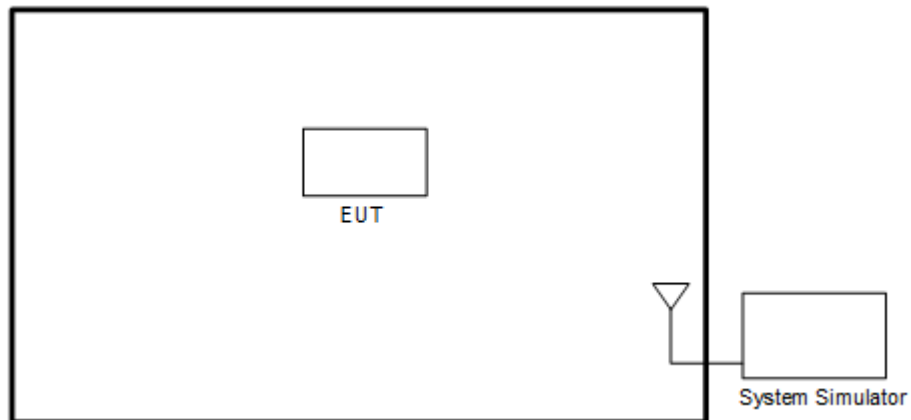
**Remark:** All the radiated test cases were performed with Adapter 2.

## 2.2 Connection Diagram of Test System

### <Radiated Emission with Adapter>



### <Radiated Emission without Accessory>



## 2.3 Support Unit used in test configuration

Item	Equipment	Trade Name	Model No.	FCC ID	Data Cable	Power Cord
1.	System Simulator	R&S	CMU 200	N/A	N/A	Unshielded, 1.8 m



### 2.4 Measurement Results Explanation Example

**For all conducted test items:**

The offset level is set in the spectrum analyzer to compensate the RF cable loss and attenuator factor between RF conducted output port and spectrum analyzer. With the offset compensation, the spectrum analyzer reading level will be exactly the RF output level.

The spectrum analyzer offset is derived from RF cable loss and attenuator factor.

$$\text{Offset} = \text{RF cable loss} + \text{attenuator factor}.$$

The following shows an offset computation example with RF cable loss 4.2 dB and a 10dB attenuator.

Example:

$$\begin{aligned} \text{Offset(dB)} &= \text{RF cable loss(dB)} + \text{attenuator factor(dB)}. \\ &= 4.2 + 10 = 14.2 \text{ (dB)} \end{aligned}$$

### 2.5 Frequency List of Low/Middle/High Channels

Frequency List				
Band	Channel/Frequency(MHz)	Lowest	Middle	Highest
GSM850	Channel	128	189	251
	Frequency	824.2	836.4	848.8
WCDMA Band V	Channel	4132	4182	4233
	Frequency	826.4	836.4	846.6
GSM1900	Channel	512	661	810
	Frequency	1850.2	1880.0	1909.8
WCDMA Band II	Channel	9262	9400	9538
	Frequency	1852.4	1880.0	1907.6
WCDMA Band IV	Channel	1312	1413	1513
	Frequency	1712.4	1732.6	1752.6
CDMA2000 BC0	Channel	1013	384	777
	Frequency	824.7	836.52	848.31
CDMA2000 BC1	Channel	25	600	1175
	Frequency	1851.25	1880.0	1908.75


### 3 Conducted Test Result

#### 3.1 Measuring Instruments

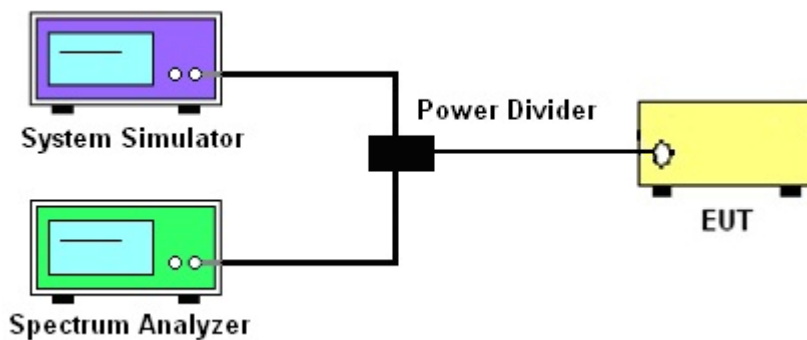
See list of measuring instruments of this test report.

##### 3.1.1 Test Setup

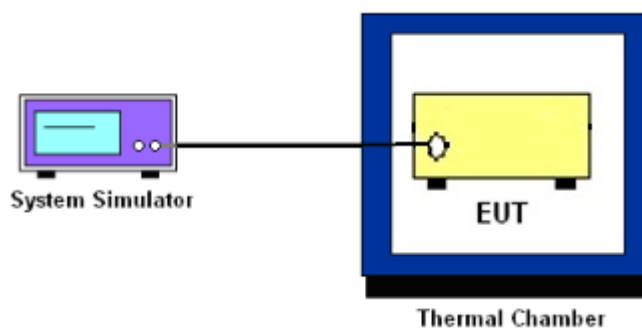
##### 3.1.2 Conducted Output Power



##### 3.1.3 Peak-to-Average Ratio, Occupied Bandwidth, Conducted Band-Edge and Conducted Spurious Emission



##### 3.1.4 Frequency Stability



##### 3.1.5 Test Result of Conducted Test

Please refer to Appendix A.



## 3.2 Conducted Output Power and ERP/EIRP

### 3.2.1 Description of the Conducted Output Power and ERP/EIRP

A system simulator was used to establish communication with the EUT. Its parameters were set to enforce EUT transmitting at the maximum power. The measured power in the radio frequency on the transmitter output terminals shall be reported.

The ERP of mobile transmitters must not exceed 7 Watts for GSM850 and WCDMA Band V and CDMA BC0

The EIRP of mobile transmitters must not exceed 2 Watts for GSM1900 and WCDMA Band II and CDMA BC1

The EIRP of mobile transmitters must not exceed 1 Watts for WCDMA Band IV

According to KDB 412172 D01 Power Approach,

$EIRP = P_T + G_T - L_C$ ,  $ERP = EIRP - 2.15$ , where

$P_T$  = transmitter output power in dBm

$G_T$  = gain of the transmitting antenna in dBi

$L_C$  = signal attenuation in the connecting cable between the transmitter and antenna in dB

### 3.2.2 Test Procedures

1. The transmitter output port was connected to the system simulator.
2. Set EUT at maximum power through system simulator.
3. Select lowest, middle, and highest channels for each band and different modulation.
4. Measure the maximum burst average power for GSM and maximum average power for other modulation signal.



### **3.3 Peak-to-Average Ratio**

#### **3.3.1 Description of the PAR Measurement**

The peak-to-average ratio (PAR) of the transmission may not exceed 13 dB.

#### **3.3.2 Test Procedures**

The testing follows ANSI C63.26-2015 Section 5.2.6

1. The EUT was connected to spectrum analyzer and system simulator via a power divider.
2. Set EUT to transmit at maximum output power.
3. When the duty cycle is less than 98%, then signal gating will be implemented on the spectrum analyzer by triggering from the system simulator.
4. Set the CCDF (Complementary Cumulative Distribution Function) option of the spectrum analyzer.
5. Record the maximum PAPR level associated with a probability of 0.1%.



### 3.4 99% Occupied Bandwidth and 26dB Bandwidth Measurement

#### 3.4.1 Description of 99% Occupied Bandwidth and 26dB Bandwidth Measurement

The occupied bandwidth is the width of a frequency band such that, below the lower and above the upper frequency limits, the mean powers emitted are each equal to a specified percentage 0.5% of the total mean transmitted power.

The 26 dB emission bandwidth is defined as the frequency range between two points, one above and one below the carrier frequency, at which the spectral density of the emission is attenuated 26 dB below the maximum in-band spectral density of the modulated signal. Spectral density (power per unit bandwidth) is to be measured with a detector of resolution bandwidth equal to approximately 1.0% of the emission bandwidth.

#### 3.4.2 Test Procedures

The testing follows ANSI C63.26-2015 Section 5.4.3 (26dB) and Section 5.4.4 (99OB)

1. The EUT was connected to spectrum analyzer and system simulator via a power divider.
2. The spectrum analyzer center frequency is set to the nominal EUT channel center frequency. The span range for the spectrum analyzer shall be between two and five times the anticipated OBW.
3. The nominal resolution bandwidth (RBW) shall be in the range of 1 to 5 % of the anticipated OBW, and the VBW shall be at least 3 times the RBW.
4. Set the detection mode to peak, and the trace mode to max hold.
5. Determine the reference value: Set the EUT to transmit a modulated signal. Allow the trace to stabilize. Set the spectrum analyzer marker to the highest level of the displayed trace.  
(this is the reference value)
6. Determine the “-26 dB down amplitude” as equal to (Reference Value – X).
7. Place two markers, one at the lowest and the other at the highest frequency of the envelope of the spectral display such that each marker is at or slightly below the “-X dB down amplitude” determined in step 6. If a marker is below this “-X dB down amplitude” value it shall be placed as close as possible to this value. The OBW is the positive frequency difference between the two markers.
8. Use the 99 % power bandwidth function of the spectrum analyzer and report the measured bandwidth.



## **3.5 Conducted Band Edge**

### **3.5.1 Description of Conducted Band Edge Measurement**

The power of any emission outside of the authorized operating frequency ranges must be lower than the transmitter power (P) by a factor of at least  $43 + 10 \log (P)$  dB.

### **3.5.2 Test Procedures**

The testing follows FCC KDB 971168 D01 v03r01 Section 6.1.

1. The EUT was connected to the spectrum analyzer and system simulator via a power divider.
2. The RF output of EUT was connected to the spectrum analyzer by an RF cable and attenuator. The path loss was compensated to the results for each measurement.
3. The band edges of low and high channels for the highest RF powers were measured.
4. The RF fundamental frequency should be excluded against the limit line in the operating frequency band.
5. The limit line is derived from  $43 + 10\log(P)$  dB below the transmitter power P(Watts)





## **3.6 Conducted Spurious Emission**

### **3.6.1 Description of Conducted Spurious Emission Measurement**

The power of any emission outside of the authorized operating frequency ranges must be lower than the transmitter power (P) by a factor of at least  $43 + 10 \log (P)$  dB.

It is measured by means of a calibrated spectrum analyzer and scanned from 30 MHz up to a frequency including its 10<sup>th</sup> harmonic.

### **3.6.2 Test Procedures**

The testing follows FCC KDB 971168 D01 v03r01 Section 6.1.

1. The EUT was connected to the spectrum analyzer and system simulator via a power divider.
2. The RF output of EUT was connected to the spectrum analyzer by an RF cable and attenuator. The path loss was compensated to the results for each measurement.
3. The middle channel for the highest RF power within the transmitting frequency was measured.
4. The conducted spurious emission for the whole frequency range was taken.
5. The RF fundamental frequency should be excluded against the limit line in the operating frequency band.
6. The limit line is derived from  $43 + 10\log(P)$  dB below the transmitter power P(Watts)



### 3.7 Frequency Stability

#### 3.7.1 Description of Frequency Stability Measurement

22.355

The frequency stability shall be measured by variation of ambient temperature and variation of primary supply voltage to ensure that the fundamental emission stays within the authorized frequency block. The frequency stability of the transmitter shall be maintained within  $\pm 0.00025\%$  ( $\pm 2.5\text{ppm}$ ) of the center frequency.

24.235 & 27.54

The frequency stability shall be sufficient to ensure that the fundamental emission stays within the authorized frequency block.

#### 3.7.2 Test Procedures for Temperature Variation

The testing follows FCC KDB 971168 D01 v03r01 Section 9.0.

1. The EUT was set up in the thermal chamber and connected with the system simulator.
2. With power OFF, the temperature was decreased to  $-30^{\circ}\text{C}$  and the EUT was stabilized before testing. Power was applied and the maximum change in frequency was recorded within one minute.
3. With power OFF, the temperature was raised in  $10^{\circ}\text{C}$  steps up to  $50^{\circ}\text{C}$ . The EUT was stabilized at each step for at least half an hour. Power was applied and the maximum frequency change was recorded within one minute.

#### 3.7.3 Test Procedures for Voltage Variation

The testing follows FCC KDB 971168 D01 v03r01 Section 9.0.

1. The EUT was placed in a temperature chamber at  $20\pm 5^{\circ}\text{C}$  and connected with the system simulator.
2. The power supply voltage to the EUT was varied from 85% to 115% of the nominal value measured at the input to the EUT.
3. The variation in frequency was measured for the worst case.

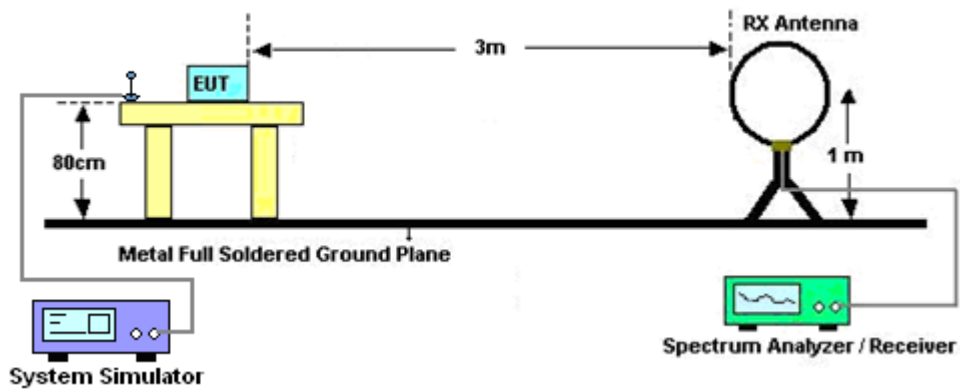
## 4 Radiated Test Items

### 4.1 Measuring Instruments

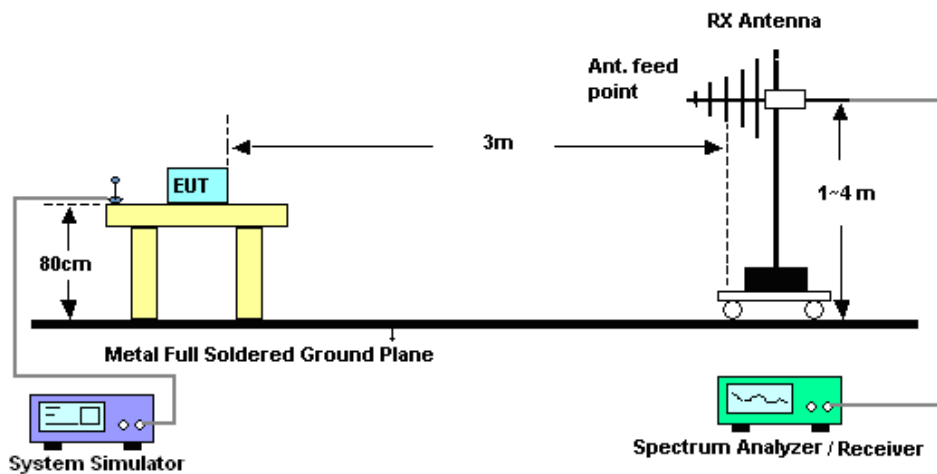
See list of measuring instruments of this test report.

### 4.2 Test Setup

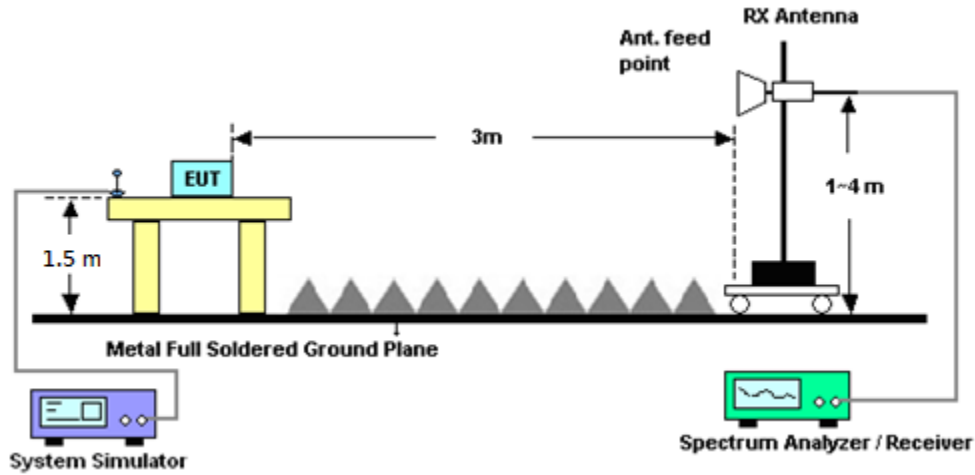
For radiated emissions below 30MHz



For radiated test from 30MHz to 1GHz



For radiated test above 1GHz



### 4.3 Test Result of Radiated Test

Please refer to Appendix B.

**Note:**

The low frequency, which started from 9 kHz to 30MHz, was pre-scanned and the result which was 20dB lower than the limit line was not reported.

There is a comparison data of both open-field test site and alternative test site - semi-Anechoic chamber according to 414788 D01 Radiated Test Site v01r01, and the result came out very similar.



## 4.4 Field Strength of Spurious Radiation Measurement

### 4.4.1 Description of Field Strength of Spurious Radiated Measurement

The power of any emission outside of the authorized operating frequency ranges must be attenuated below the transmitter power (P) by a factor of at least  $43 + 10 \log (P)$  dB. The spectrum is scanned from 30 MHz up to a frequency including its 10th harmonic.

### 4.4.2 Test Procedures

The testing follows FCC KDB 971168 D01 v03r01 Section 7 and ANSI / TIA-603-E Section 2.2.12.

1. The EUT was placed on a rotatable wooden table 0.8 meters for frequency below 1GHz and 1.5 meter for frequency above 1GHz above the ground.
2. The EUT was set 3 meters from the receiving antenna, which was mounted on the antenna tower.
3. The table was rotated 360 degrees to determine the position of the highest spurious emission.
4. The height of the receiving antenna is varied between one meter and four meters to search for the maximum spurious emission for both horizontal and vertical polarizations.
5. Make the measurement with the spectrum analyzer's RBW = 1MHz, VBW = 3MHz, taking record of maximum spurious emission.
6. A horn antenna was substituted in place of the EUT and was driven by a signal generator.
7. Tune the output power of signal generator to the same emission level with EUT maximum spurious emission.
8. Taking the record of output power at antenna port.
9. Repeat step 7 to step 8 for another polarization.
10.  $EIRP (dBm) = S.G. Power - Tx Cable Loss + Tx Antenna Gain$
11.  $ERP (dBm) = EIRP - 2.15$
12. The RF fundamental frequency should be excluded against the limit line in the operating frequency band.
13. The limit line is derived from  $43 + 10\log(P)$  dB below the transmitter power P(Watts)



## 5 List of Measuring Equipment

Instrument	Manufacturer	Model No.	Serial No.	Characteristics	Calibration Date	Test Date	Due Date	Remark
Loop Antenna	Rohde & Schwarz	HFH2-Z2	100315	9 kHz~30 MHz	Dec. 26, 2019	Apr. 29, 2020~ Jun. 20, 2020	Dec. 25, 2020	Radiation (03CH12-HY)
Bilog Antenna	TESEQ	CBL 6111D & 00800N1D01 N-06	37059 & 01	30MHz~1GHz	Oct. 12, 2019	Apr. 29, 2020~ Jun. 20, 2020	Oct. 11, 2020	Radiation (03CH12-HY)
Horn Antenna	SCHWARZBE CK	BBHA 9120D	9120D-1328	1GHz ~ 18GHz	Nov. 14, 2019	Apr. 29, 2020~ Jun. 20, 2020	Nov. 13, 2020	Radiation (03CH12-HY)
Horn Antenna	SCHWARZBE CK	BBHA 9120D	9120D-1522	1GHz ~ 18GHz	Sep. 19, 2019	Apr. 29, 2020~ Jun. 20, 2020	Sep. 18, 2020	Radiation (03CH12-HY)
Preamplifier	COM-POWER	PA-103	161075	10MHz~1GHz	Mar. 25, 2020	Apr. 29, 2020~ Jun. 20, 2020	Mar. 24, 2021	Radiation (03CH12-HY)
Preamplifier	Jet-Power	JPA00101800 -30-10P	1601180002	1GHz~18GHz	Feb. 07, 2020	Apr. 29, 2020~ Jun. 20, 2020	Feb. 06, 2021	Radiation (03CH12-HY)
Preamplifier	Keysight	83017A	MY5327014 8	1GHz~26.5GHz	Dec. 20, 2019	Apr. 29, 2020~ Jun. 20, 2020	Dec. 19, 2020	Radiation (03CH12-HY)
Signal Analyzer	Agilent	N9010A	MY5347011 8	10Hz~44GHz	Mar. 12, 2020	Apr. 29, 2020~ Jun. 20, 2020	Mar. 11, 2021	Radiation (03CH12-HY)
Signal Generator	Rohde & Schwarz	SMB100A	101107	100kHz~40GHz	Aug. 27, 2019	Apr. 29, 2020~ Jun. 20, 2020	Aug. 26, 2020	Radiation (03CH12-HY)
Hygrometer	TECEPEL	DTM-303B	TP140349	N/A	Oct. 25, 2019	Apr. 29, 2020~ Jun. 20, 2020	Oct. 24, 2020	Radiation (03CH12-HY)
RF Cable	HUBER + SUHNER	SUCOFLEX 126E	0058/126E	30M-18G	Dec. 12, 2019	Apr. 29, 2020~ Jun. 20, 2020	Dec. 11, 2020	Radiation (03CH12-HY)
RF Cable	HUBER + SUHNER	SUCOFLEX 102	505134/2	30M~40GHz	Feb. 25, 2020	Apr. 29, 2020~ Jun. 20, 2020	Feb. 24, 2021	Radiation (03CH12-HY)
RF Cable	HUBER + SUHNER	SUCOFLEX 102	800740/2	30M~40GHz	Feb. 25, 2020	Apr. 29, 2020~ Jun. 20, 2020	Feb. 24, 2021	Radiation (03CH12-HY)
Controller	EMEC	EM1000	N/A	Control Turn table & Ant Mast	N/A	Apr. 29, 2020~ Jun. 20, 2020	N/A	Radiation (03CH12-HY)
Antenna Mast	EMEC	AM-BS-4500- B	N/A	1m~4m	N/A	Apr. 29, 2020~ Jun. 20, 2020	N/A	Radiation (03CH12-HY)
Turn Table	EMEC	TT2000	N/A	0~360 Degree	N/A	Apr. 29, 2020~ Jun. 20, 2020	N/A	Radiation (03CH12-HY)
Software	Audix	E3 6.2009-8-24	RK-000989	N/A	N/A	Apr. 29, 2020~ Jun. 20, 2020	N/A	Radiation (03CH12-HY)
Hygrometer	Testo	608-H1	34893241	N/A	Mar. 26, 2020	May 08, 2020~ May 11, 2020	Mar. 25, 2021	Conducted (TH03-HY)
Spectrum Analyzer	Rohde & Schwarz	FSP30	101329	9kHz~30GHz	Sep. 04, 2019	May 08, 2020~ May 11, 2020	Sep. 03, 2020	Conducted (TH03-HY)
Temperature Chamber	ESPEC	SU-641	92013721	-30°C ~70°C	Nov. 26, 2019	May 08, 2020~ May 11, 2020	Nov. 25, 2020	Conducted (TH03-HY)
Programmable Power Supply	GW Instek	PSS-2005	EL890001	1V~20V 0.5A~4A	Oct. 09, 2019	May 08, 2020~ May 11, 2020	Oct. 08, 2020	Conducted (TH03-HY)
Base Station (Measure)	Rohde & Schwarz	CMU200	117995	GSM / GPRS / WCDMA / CDMA	Aug. 23, 2019	May 08, 2020~ May 11, 2020	Aug. 22, 2020	Conducted (TH03-HY)
Power Divider	Warison	WCOU-0.4-26 .5S-20	#A	N/A	Nov. 06, 2019	May 08, 2020~ May 11, 2020	Nov. 05, 2020	Conducted (TH03-HY)



## 6 Uncertainty of Evaluation

### Uncertainty of Radiated Emission Measurement (30 MHz ~ 1000 MHz)

Measuring Uncertainty for a Level of Confidence of 95% ( $U = 2Uc(y)$ )	3.24
---	------

### Uncertainty of Radiated Emission Measurement (1 GHz ~ 18 GHz)

Measuring Uncertainty for a Level of Confidence of 95% ( $U = 2Uc(y)$ )	3.62
---	------



## Appendix A. Test Results of Conducted Test

### Conducted Output Power(Average power)

#### <Primary Antenna>

Conducted Power (*Unit: dBm)						
Band	GSM850			GSM1900		
Channel	128	189	251	512	661	810
Frequency	824.2	836.4	848.8	1850.2	1880	1909.8
GSM	32.59	32.86	32.55	30.07	<b>30.28</b>	30.09
GPRS class 8	32.67	<b>32.94</b>	32.62	29.83	30.09	29.91
GPRS class 10	31.11	31.12	30.76	28.53	28.58	28.43
GPRS class 11	29.72	29.87	29.30	28.17	28.24	27.69
GPRS class 12	28.60	28.74	28.15	26.55	26.94	26.23
EGPRS class 8	<b>27.23</b>	27.05	27.08	<b>25.16</b>	25.03	25.07
EGPRS class 10	25.77	25.99	25.86	25.05	24.86	24.70
EGPRS class 11	25.61	25.82	25.66	24.02	23.65	23.50
EGPRS class 12	24.61	24.82	24.51	22.95	22.76	22.22

Conducted Power (*Unit: dBm)						
Band	WCDMA Band V			WCDMA Band II		
Channel	4132	4182	4233	9262	9400	9538
Frequency	826.4	836.4	846.6	1852.4	1880	1907.6
RMC 12.2K	<b>24.78</b>	24.75	23.88	<b>24.78</b>	24.68	24.53
HSDPA Subtest-1	23.81	23.70	22.55	23.66	23.66	23.55
HSDPA Subtest-2	23.79	23.69	22.51	23.64	23.71	23.52
HSDPA Subtest-3	23.23	23.37	22.23	23.24	23.26	23.07
HSDPA Subtest-4	23.31	23.32	22.20	23.28	23.35	23.05
HSUPA Subtest-1	23.59	23.71	22.60	23.79	23.60	23.68
HSUPA Subtest-2	21.59	21.56	20.82	21.79	21.66	21.63
HSUPA Subtest-3	22.71	22.70	21.71	22.81	22.72	22.68
HSUPA Subtest-4	21.47	21.58	20.69	21.78	21.82	21.64
HSUPA Subtest-5	23.53	23.64	22.68	23.74	23.76	23.53





Conducted Power (*Unit: dBm)			
Band	WCDMA Band IV		
Channel	1312	1413	1513
Frequency	1712.4	1732.6	1752.6
RMC 12.2K	24.03	<b>24.10</b>	24.09
HSDPA Subtest-1	22.80	22.88	22.80
HSDPA Subtest-2	22.89	22.94	22.88
HSDPA Subtest-3	22.29	22.42	22.43
HSDPA Subtest-4	22.33	22.46	22.42
HSUPA Subtest-1	22.75	22.98	22.84
HSUPA Subtest-2	20.90	20.99	21.08
HSUPA Subtest-3	21.97	22.10	22.01
HSUPA Subtest-4	20.97	21.03	21.12
HSUPA Subtest-5	22.83	22.95	22.98

Conducted Power (*Unit: dBm)						
Band	CDMA 2000 BC0			CDMA 2000 BC1		
	1013	384	777	25	600	1175
Channel	824.7	836.52	848.31	1851.25	1880	1908.75
Frequency	824.7	836.52	848.31	1851.25	1880	1908.75
1xRTT RC1 SO55	24.69	24.66	24.05	24.66	24.70	24.57
1xRTT RC3 SO55	24.70	24.70	24.09	24.66	<b>24.70</b>	24.58
1xRTT RC3 SO32 (+ F-SCH)	24.71	<b>24.73</b>	24.04	24.61	24.64	24.57
1xRTT RC3 SO32 (+SCH)	24.68	24.67	24.07	24.59	24.61	24.48
1xEVDO RTAP 153.6Kbps	24.68	<b>24.74</b>	24.06	24.63	24.68	24.59
1xEVDO RETAP 4096Bits	24.60	24.72	24.01	24.72	<b>24.73</b>	24.48



<ASDIV Antenna>

Conducted Power (*Unit: dBm)						
Band	WCDMA Band V			WCDMA Band II		
Channel	4132	4182	4233	9262	9400	9538
Frequency	826.4	836.4	846.6	1852.4	1880	1907.6
RMC 12.2K	24.70	24.76	23.82	24.87	24.83	24.80
HSDPA Subtest-1	23.80	23.80	22.58	23.77	23.85	23.66
HSDPA Subtest-2	23.80	23.72	22.49	23.77	23.83	23.63
HSDPA Subtest-3	23.26	23.31	22.18	23.27	23.33	23.18
HSDPA Subtest-4	23.24	23.36	22.24	23.37	23.43	23.13
HSUPA Subtest-1	23.67	23.71	22.58	23.89	23.73	23.80
HSUPA Subtest-2	21.53	21.51	20.80	21.82	21.72	21.79
HSUPA Subtest-3	22.61	22.74	21.65	22.94	22.82	22.84
HSUPA Subtest-4	21.52	21.53	20.69	21.98	21.94	21.81
HSUPA Subtest-5	23.57	23.66	22.70	23.83	23.82	23.59

Conducted Power (*Unit: dBm)			
Band	WCDMA Band IV		
Channel	1312	1413	1513
Frequency	1712.4	1732.6	1752.6
RMC 12.2K	24.70	24.75	24.72
HSDPA Subtest-1	23.50	23.52	23.47
HSDPA Subtest-2	23.53	23.56	23.59
HSDPA Subtest-3	22.98	23.11	23.04
HSDPA Subtest-4	22.94	23.14	23.09
HSUPA Subtest-1	23.45	23.66	23.56
HSUPA Subtest-2	21.64	21.68	21.76
HSUPA Subtest-3	22.69	22.78	22.73
HSUPA Subtest-4	21.55	21.68	21.78
HSUPA Subtest-5	23.55	23.63	23.70

Conducted Power (*Unit: dBm)						
Band	CDMA 2000 BC0			CDMA 2000 BC1		
Channel	1013	384	777	25	600	1175
Frequency	824.7	836.52	848.31	1851.25	1880	1908.75
1xRTT RC1 SO55	24.68	24.69	24.47	24.61	24.65	24.51
1xRTT RC3 SO55	24.67	24.75	24.50	24.70	24.77	24.58
1xRTT RC3 SO32 (+ F-SCH)	24.64	24.72	24.45	24.62	24.69	24.57
1xRTT RC3 SO32 (+SCH)	24.69	24.71	24.50	24.66	24.68	24.47
1xEVDO RTAP 153.6Kbps	24.62	24.67	24.47	24.60	24.68	24.59
1xEVDO RETAP 4096Bits	24.65	24.68	24.51	24.66	24.71	24.56



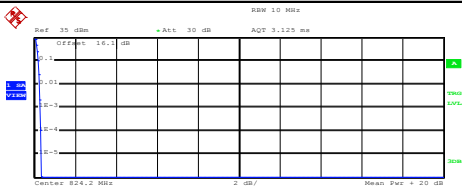
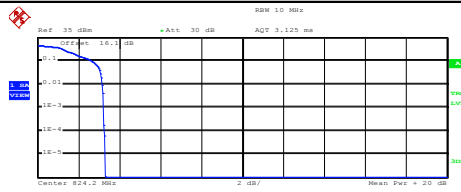
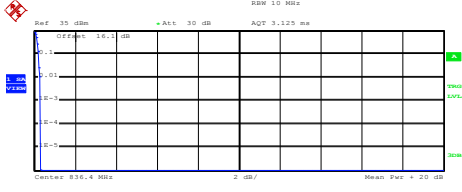
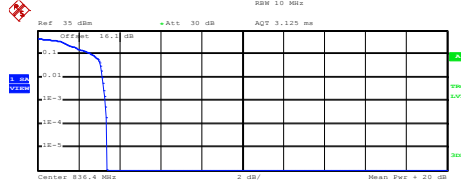
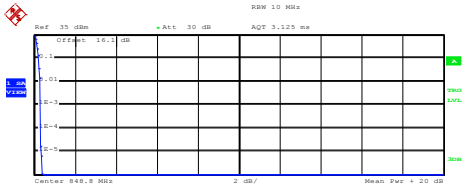
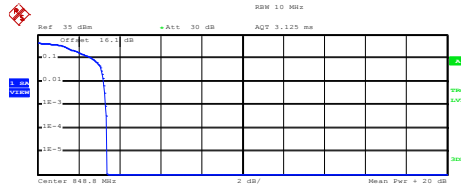
## A2. GSM

### Peak-to-Average Ratio

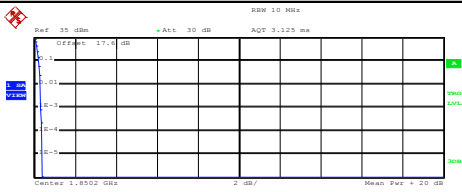
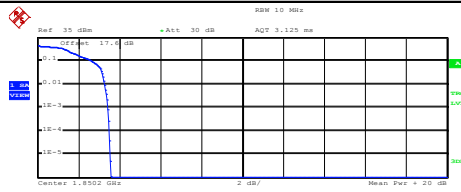
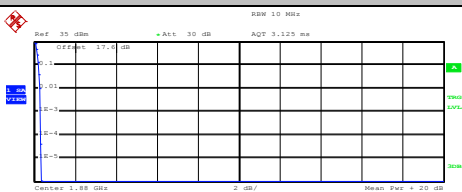
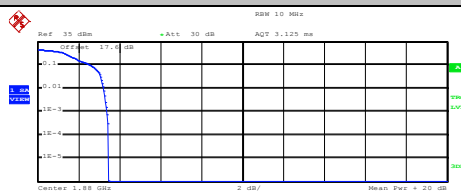

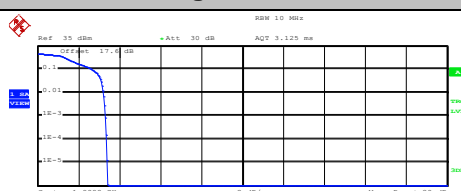
Mode	GSM850		Limit: 13dB
Mod.	GPRS class 8	EDGE class 8	Result
Lowest CH	0.32	3.24	PASS
Middle CH	0.32	3.32	
Highest CH	0.32	3.32	

Mode	GSM1900		Limit: 13dB
Mod.	GPRS class 8	EDGE class 8	Result
Lowest CH	0.32	3.44	PASS
Middle CH	0.32	3.40	
Highest CH	0.32	3.32	



GSM850 (GPRS class 8)	GSM850 (EDGE class 8)																
<p style="text-align: center;"><b>Lowest Channel</b></p>  <p style="text-align: center;">Complementary Cumulative Distribution Function (100000 samples)</p> <p style="text-align: center;">Trace 1</p> <p>Mean 32.18 dBm Peak 32.50 dBm Crest 0.32 dB</p> <table border="1"> <tr><td>10 %</td><td>0.20 dB</td></tr> <tr><td>1 %</td><td>0.28 dB</td></tr> <tr><td>.1 %</td><td>0.32 dB</td></tr> <tr><td>.01 %</td><td>0.32 dB</td></tr> </table> <p>Date: 8.MAY.2020 17:20:11</p>	10 %	0.20 dB	1 %	0.28 dB	.1 %	0.32 dB	.01 %	0.32 dB	<p style="text-align: center;"><b>Lowest Channel</b></p>  <p style="text-align: center;">Complementary Cumulative Distribution Function (100000 samples)</p> <p style="text-align: center;">Trace 1</p> <p>Mean 26.94 dBm Peak 30.24 dBm Crest 3.30 dB</p> <table border="1"> <tr><td>10 %</td><td>2.68 dB</td></tr> <tr><td>1 %</td><td>3.16 dB</td></tr> <tr><td>.1 %</td><td>3.24 dB</td></tr> <tr><td>.01 %</td><td>3.28 dB</td></tr> </table> <p>Date: 8.MAY.2020 17:31:42</p>	10 %	2.68 dB	1 %	3.16 dB	.1 %	3.24 dB	.01 %	3.28 dB
10 %	0.20 dB																
1 %	0.28 dB																
.1 %	0.32 dB																
.01 %	0.32 dB																
10 %	2.68 dB																
1 %	3.16 dB																
.1 %	3.24 dB																
.01 %	3.28 dB																
<p style="text-align: center;"><b>Middle Channel</b></p>  <p style="text-align: center;">Complementary Cumulative Distribution Function (100000 samples)</p> <p style="text-align: center;">Trace 1</p> <p>Mean 32.12 dBm Peak 32.43 dBm Crest 0.31 dB</p> <table border="1"> <tr><td>10 %</td><td>0.20 dB</td></tr> <tr><td>1 %</td><td>0.28 dB</td></tr> <tr><td>.1 %</td><td>0.32 dB</td></tr> <tr><td>.01 %</td><td>0.32 dB</td></tr> </table> <p>Date: 8.MAY.2020 17:20:29</p>	10 %	0.20 dB	1 %	0.28 dB	.1 %	0.32 dB	.01 %	0.32 dB	<p style="text-align: center;"><b>Middle Channel</b></p>  <p style="text-align: center;">Complementary Cumulative Distribution Function (100000 samples)</p> <p style="text-align: center;">Trace 1</p> <p>Mean 26.87 dBm Peak 30.24 dBm Crest 3.37 dB</p> <table border="1"> <tr><td>10 %</td><td>2.64 dB</td></tr> <tr><td>1 %</td><td>3.16 dB</td></tr> <tr><td>.1 %</td><td>3.32 dB</td></tr> <tr><td>.01 %</td><td>3.36 dB</td></tr> </table> <p>Date: 8.MAY.2020 17:32:00</p>	10 %	2.64 dB	1 %	3.16 dB	.1 %	3.32 dB	.01 %	3.36 dB
10 %	0.20 dB																
1 %	0.28 dB																
.1 %	0.32 dB																
.01 %	0.32 dB																
10 %	2.64 dB																
1 %	3.16 dB																
.1 %	3.32 dB																
.01 %	3.36 dB																
<p style="text-align: center;"><b>Highest Channel</b></p>  <p style="text-align: center;">Complementary Cumulative Distribution Function (100000 samples)</p> <p style="text-align: center;">Trace 1</p> <p>Mean 31.97 dBm Peak 32.36 dBm Crest 0.38 dB</p> <table border="1"> <tr><td>10 %</td><td>0.20 dB</td></tr> <tr><td>1 %</td><td>0.28 dB</td></tr> <tr><td>.1 %</td><td>0.32 dB</td></tr> <tr><td>.01 %</td><td>0.32 dB</td></tr> </table> <p>Date: 8.MAY.2020 17:20:44</p>	10 %	0.20 dB	1 %	0.28 dB	.1 %	0.32 dB	.01 %	0.32 dB	<p style="text-align: center;"><b>Highest Channel</b></p>  <p style="text-align: center;">Complementary Cumulative Distribution Function (100000 samples)</p> <p style="text-align: center;">Trace 1</p> <p>Mean 26.71 dBm Peak 30.10 dBm Crest 3.39 dB</p> <table border="1"> <tr><td>10 %</td><td>2.68 dB</td></tr> <tr><td>1 %</td><td>3.24 dB</td></tr> <tr><td>.1 %</td><td>3.32 dB</td></tr> <tr><td>.01 %</td><td>3.40 dB</td></tr> </table> <p>Date: 8.MAY.2020 17:32:17</p>	10 %	2.68 dB	1 %	3.24 dB	.1 %	3.32 dB	.01 %	3.40 dB
10 %	0.20 dB																
1 %	0.28 dB																
.1 %	0.32 dB																
.01 %	0.32 dB																
10 %	2.68 dB																
1 %	3.24 dB																
.1 %	3.32 dB																
.01 %	3.40 dB																



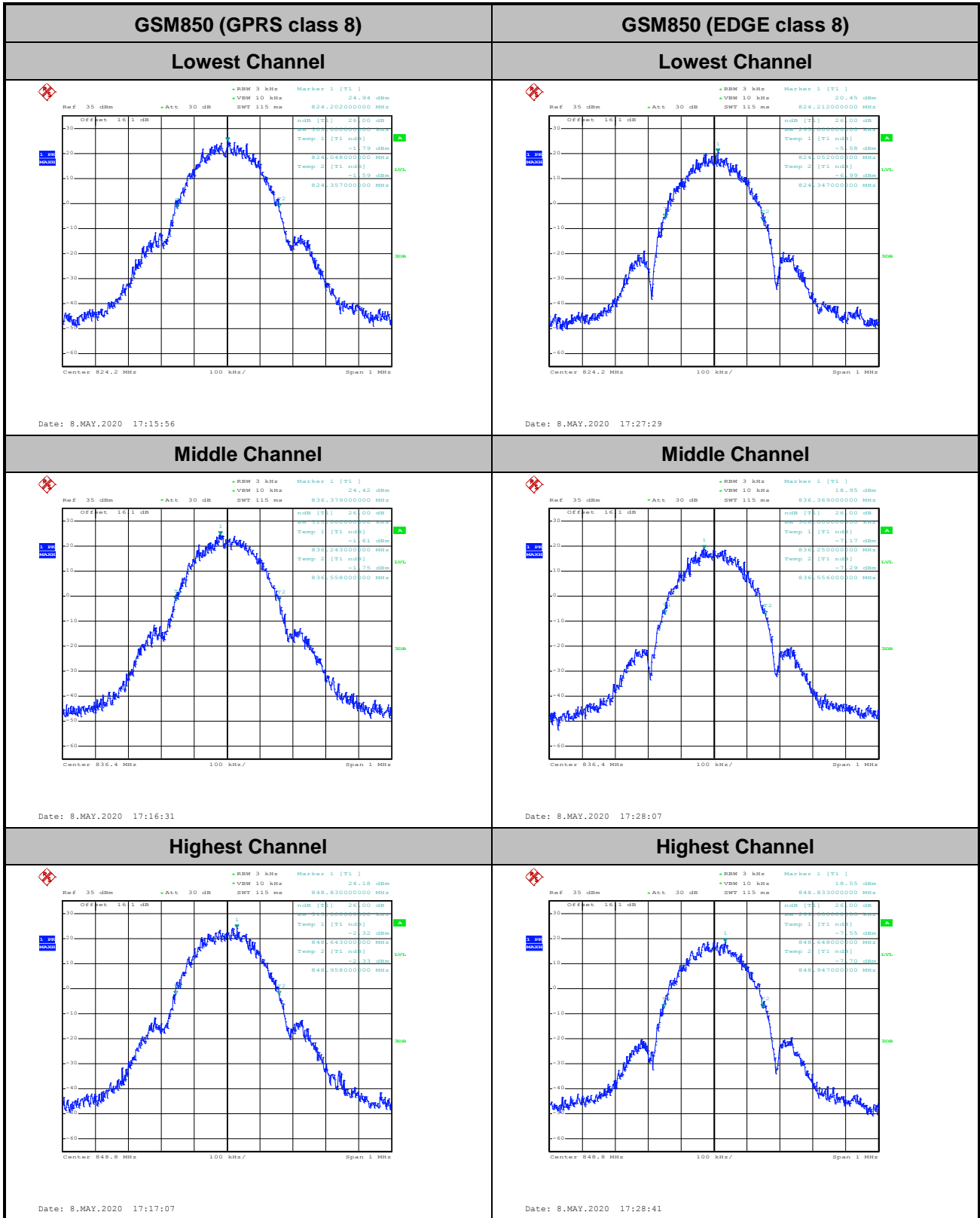
GSM1900 (GPRS class 8)	GSM1900 (EDGE class 8)																
<p align="center"><b>Lowest Channel</b></p>  <p>Center 1.8502 GHz    2 dB/    Mean Pwr + 20 dB</p> <p>Complementary Cumulative Distribution Function (100000 samples)</p> <p>Trace 1</p> <p>Mean 29.16 dBm Peak 29.53 dBm Crest 0.37 dB</p> <table border="0"> <tr><td>10 %</td><td>0.24 dB</td></tr> <tr><td>1 %</td><td>0.32 dB</td></tr> <tr><td>.1 %</td><td>0.32 dB</td></tr> <tr><td>.01 %</td><td>0.40 dB</td></tr> </table> <p>Date: 8.MAY.2020 16:02:19</p>	10 %	0.24 dB	1 %	0.32 dB	.1 %	0.32 dB	.01 %	0.40 dB	<p align="center"><b>Lowest Channel</b></p>  <p>Center 1.8502 GHz    2 dB/    Mean Pwr + 20 dB</p> <p>Complementary Cumulative Distribution Function (100000 samples)</p> <p>Trace 1</p> <p>Mean 24.18 dBm Peak 27.77 dBm Crest 3.59 dB</p> <table border="0"> <tr><td>10 %</td><td>2.68 dB</td></tr> <tr><td>1 %</td><td>3.28 dB</td></tr> <tr><td>.1 %</td><td>3.44 dB</td></tr> <tr><td>.01 %</td><td>3.52 dB</td></tr> </table> <p>Date: 8.MAY.2020 16:18:14</p>	10 %	2.68 dB	1 %	3.28 dB	.1 %	3.44 dB	.01 %	3.52 dB
10 %	0.24 dB																
1 %	0.32 dB																
.1 %	0.32 dB																
.01 %	0.40 dB																
10 %	2.68 dB																
1 %	3.28 dB																
.1 %	3.44 dB																
.01 %	3.52 dB																
<p align="center"><b>Middle Channel</b></p>  <p>Center 1.88 GHz    2 dB/    Mean Pwr + 20 dB</p> <p>Complementary Cumulative Distribution Function (100000 samples)</p> <p>Trace 1</p> <p>Mean 29.36 dBm Peak 29.67 dBm Crest 0.32 dB</p> <table border="0"> <tr><td>10 %</td><td>0.20 dB</td></tr> <tr><td>1 %</td><td>0.28 dB</td></tr> <tr><td>.1 %</td><td>0.32 dB</td></tr> <tr><td>.01 %</td><td>0.32 dB</td></tr> </table> <p>Date: 8.MAY.2020 16:02:34</p>	10 %	0.20 dB	1 %	0.28 dB	.1 %	0.32 dB	.01 %	0.32 dB	<p align="center"><b>Middle Channel</b></p>  <p>Center 1.88 GHz    2 dB/    Mean Pwr + 20 dB</p> <p>Complementary Cumulative Distribution Function (100000 samples)</p> <p>Trace 1</p> <p>Mean 24.45 dBm Peak 27.91 dBm Crest 3.46 dB</p> <table border="0"> <tr><td>10 %</td><td>2.60 dB</td></tr> <tr><td>1 %</td><td>3.24 dB</td></tr> <tr><td>.1 %</td><td>3.40 dB</td></tr> <tr><td>.01 %</td><td>3.48 dB</td></tr> </table> <p>Date: 8.MAY.2020 16:18:25</p>	10 %	2.60 dB	1 %	3.24 dB	.1 %	3.40 dB	.01 %	3.48 dB
10 %	0.20 dB																
1 %	0.28 dB																
.1 %	0.32 dB																
.01 %	0.32 dB																
10 %	2.60 dB																
1 %	3.24 dB																
.1 %	3.40 dB																
.01 %	3.48 dB																
<p align="center"><b>Highest Channel</b></p>  <p>Center 1.9098 GHz    2 dB/    Mean Pwr + 20 dB</p> <p>Complementary Cumulative Distribution Function (100000 samples)</p> <p>Trace 1</p> <p>Mean 29.14 dBm Peak 29.46 dBm Crest 0.32 dB</p> <table border="0"> <tr><td>10 %</td><td>0.20 dB</td></tr> <tr><td>1 %</td><td>0.28 dB</td></tr> <tr><td>.1 %</td><td>0.32 dB</td></tr> <tr><td>.01 %</td><td>0.32 dB</td></tr> </table> <p>Date: 8.MAY.2020 16:02:54</p>	10 %	0.20 dB	1 %	0.28 dB	.1 %	0.32 dB	.01 %	0.32 dB	<p align="center"><b>Highest Channel</b></p>  <p>Center 1.9098 GHz    2 dB/    Mean Pwr + 20 dB</p> <p>Complementary Cumulative Distribution Function (100000 samples)</p> <p>Trace 1</p> <p>Mean 24.23 dBm Peak 27.63 dBm Crest 3.40 dB</p> <table border="0"> <tr><td>10 %</td><td>2.68 dB</td></tr> <tr><td>1 %</td><td>3.20 dB</td></tr> <tr><td>.1 %</td><td>3.32 dB</td></tr> <tr><td>.01 %</td><td>3.36 dB</td></tr> </table> <p>Date: 8.MAY.2020 16:18:37</p>	10 %	2.68 dB	1 %	3.20 dB	.1 %	3.32 dB	.01 %	3.36 dB
10 %	0.20 dB																
1 %	0.28 dB																
.1 %	0.32 dB																
.01 %	0.32 dB																
10 %	2.68 dB																
1 %	3.20 dB																
.1 %	3.32 dB																
.01 %	3.36 dB																

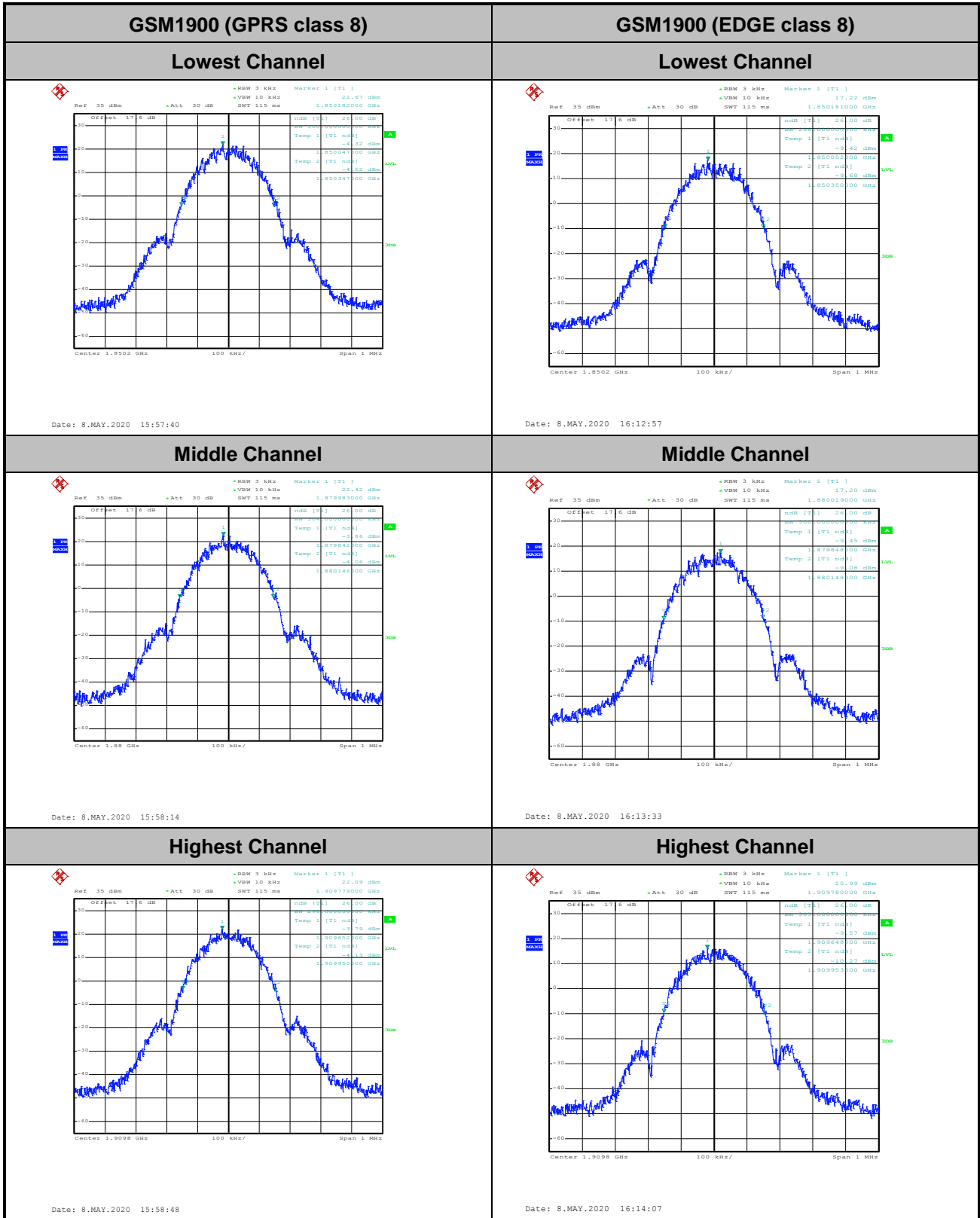


**26dB Bandwidth**

Mode	GSM850: 26dB BW (MHz)	
Mod.	GPRS class 8	EDGE class 8
Lowest CH	0.309	0.295
Middle CH	0.315	0.306
Highest CH	0.315	0.299

Mode	GSM1900: 26dB BW (MHz)	
Mod.	GPRS class 8	EDGE class 8
Lowest CH	0.300	0.298
Middle CH	0.304	0.300
Highest CH	0.298	0.305





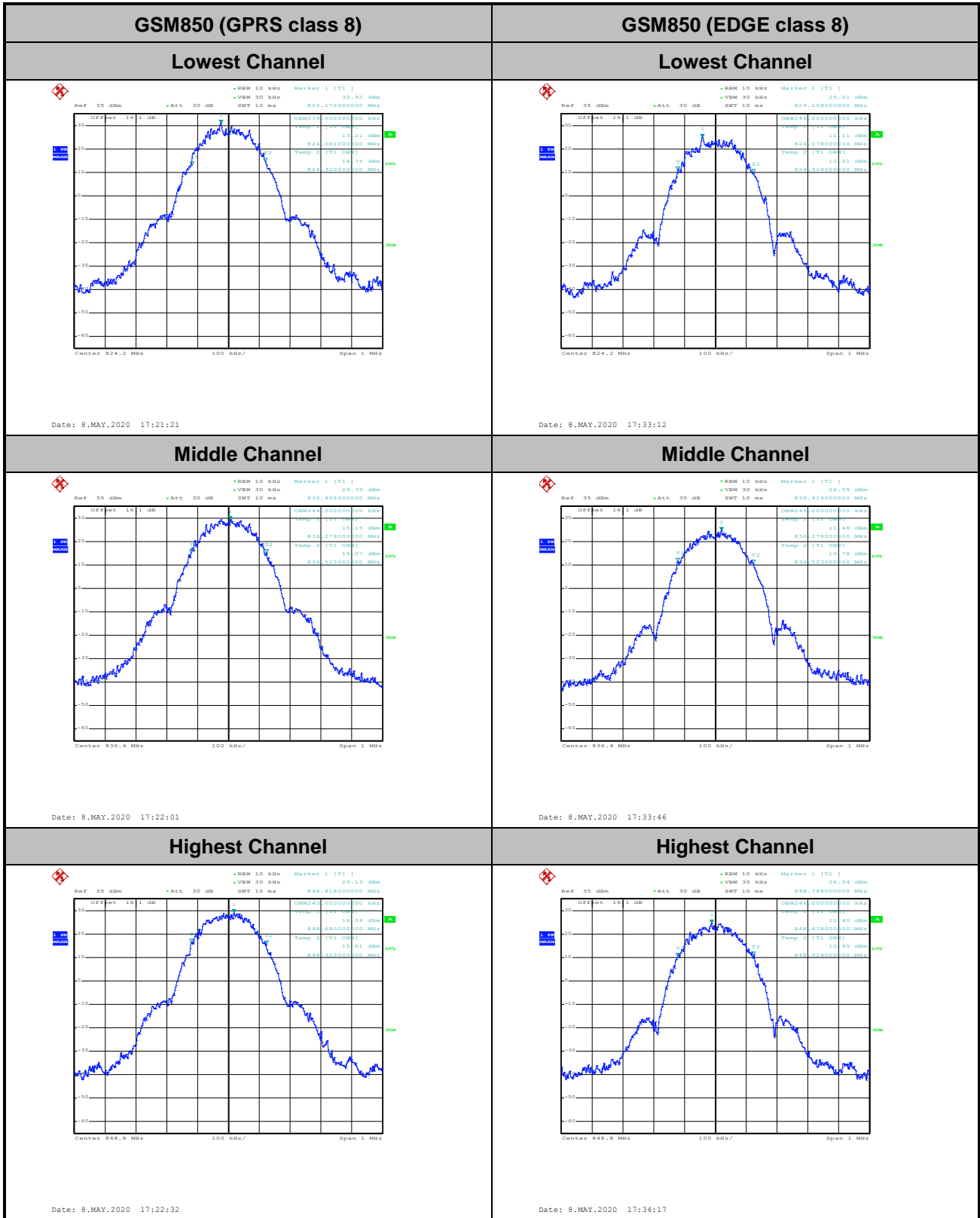


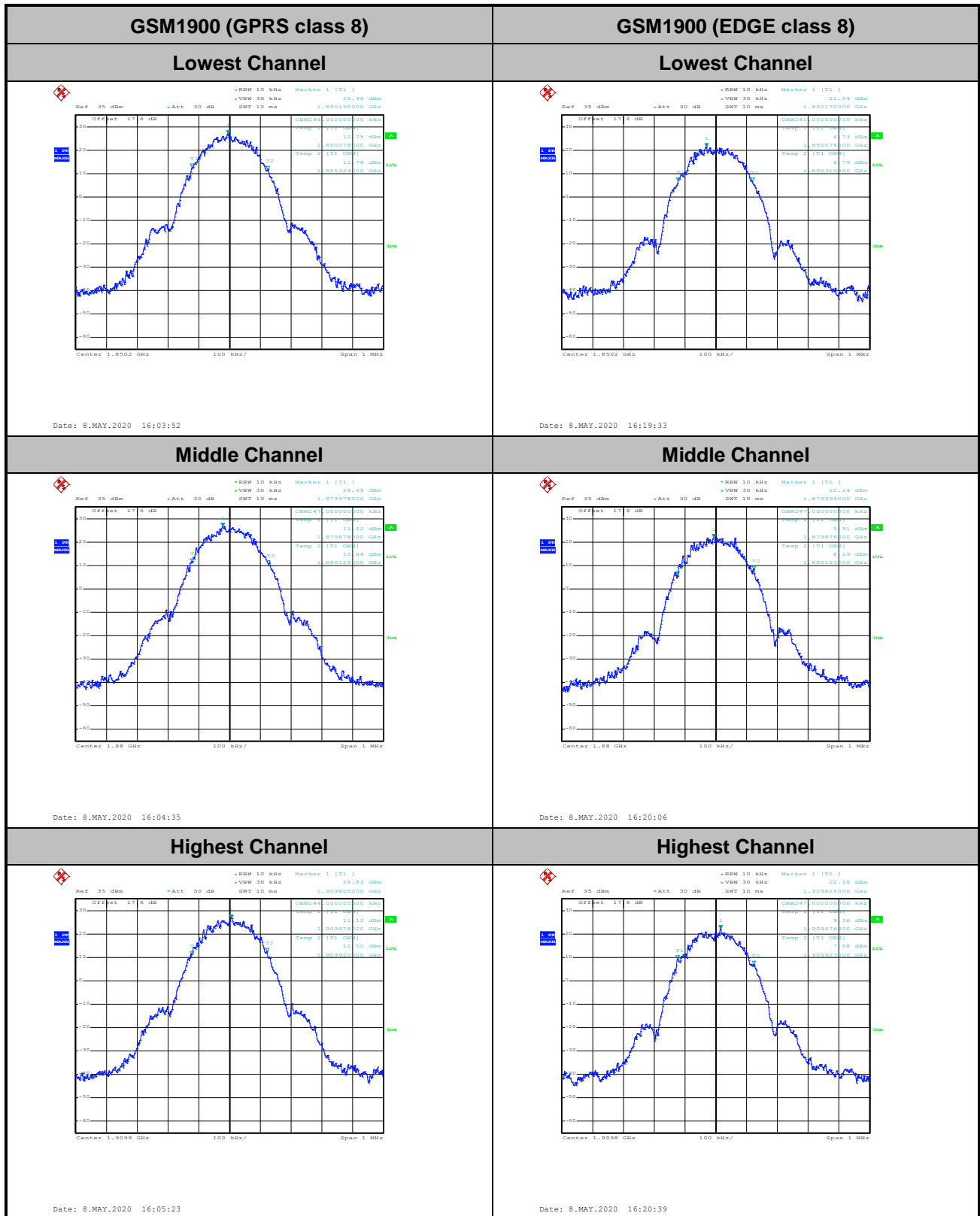


### Occupied Bandwidth

Mode	GSM850: 99% OBW (MHz)	
Mod.	GPRS class 8	EDGE class 8
Lowest CH	0.239	0.246
Middle CH	0.244	0.245
Highest CH	0.243	0.246

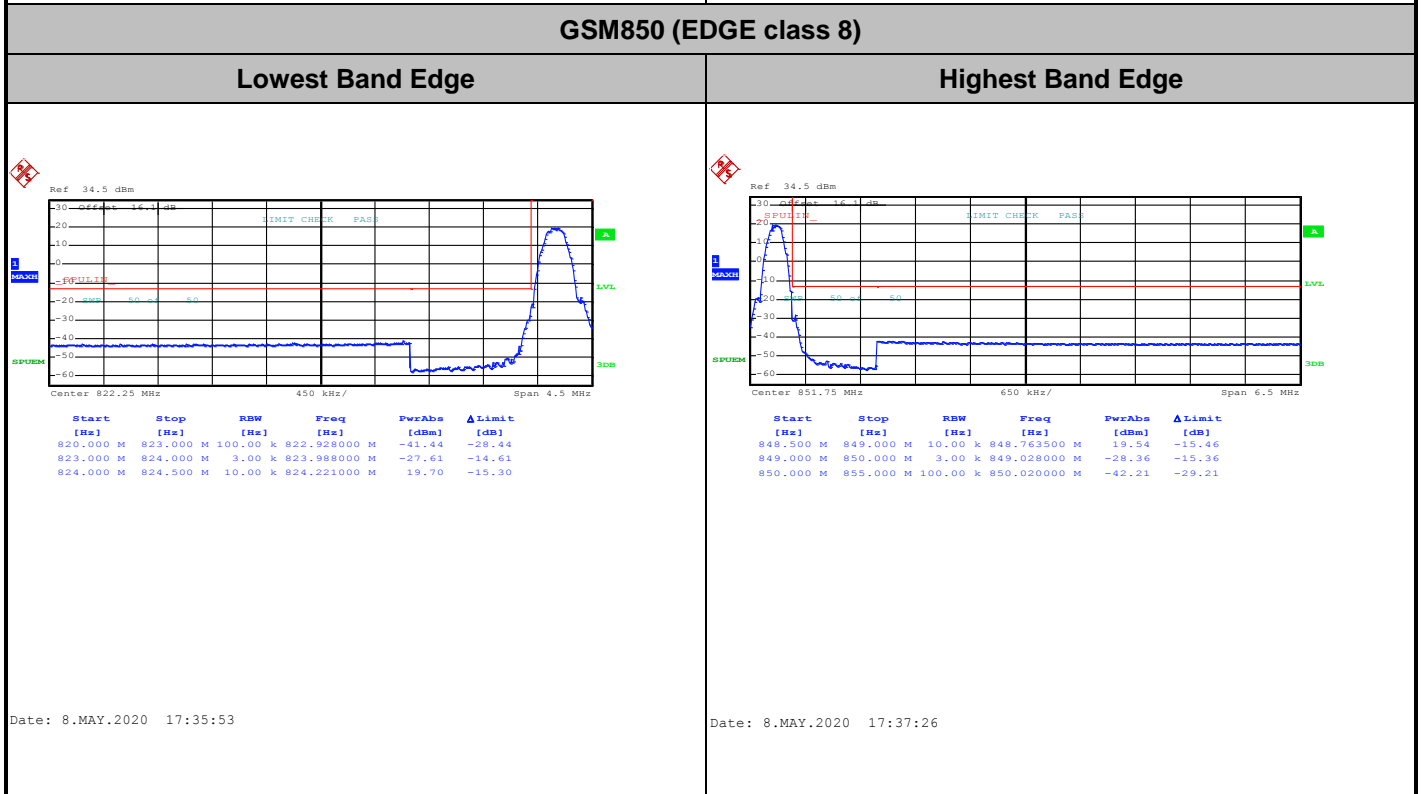
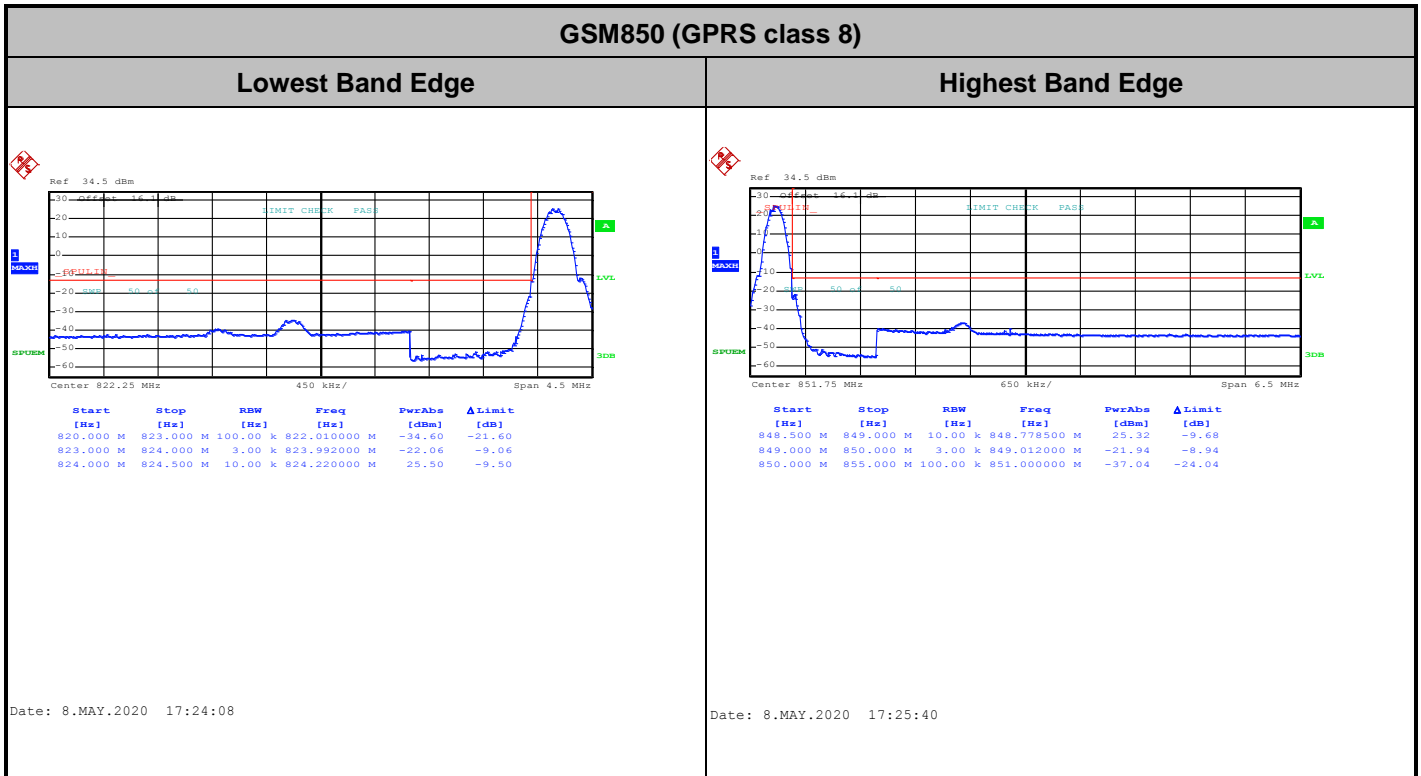
Mode	GSM1900: 99% OBW (MHz)	
Mod.	GPRS class 8	EDGE class 8
Lowest CH	0.246	0.241
Middle CH	0.247	0.247
Highest CH	0.244	0.247







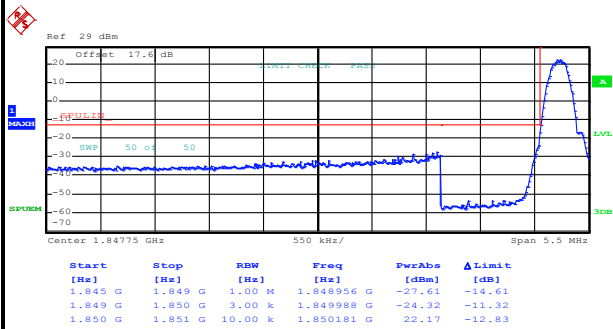
## Conducted Band Edge





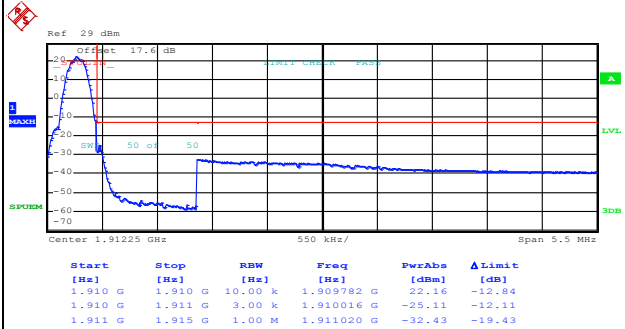
GSM1900 (GPRS class 8)

Lowest Band Edge



Date: 8.MAY.2020 16:07:00

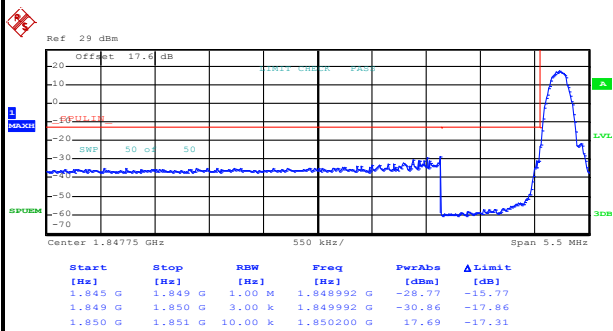
Highest Band Edge



Date: 8.MAY.2020 16:08:39

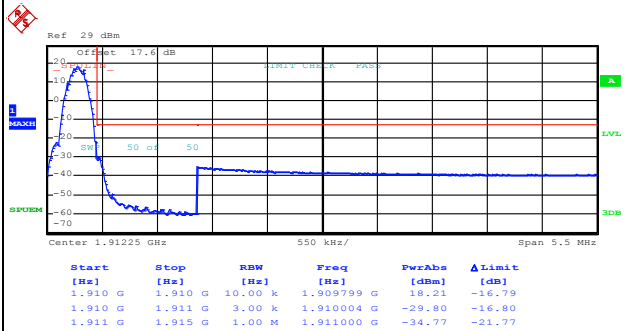
GSM1900 (EDGE class 8)

Lowest Band Edge



Date: 8.MAY.2020 16:22:21

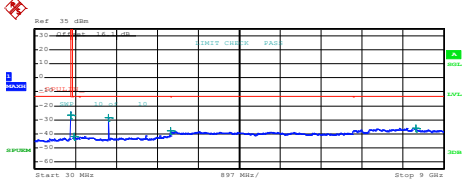
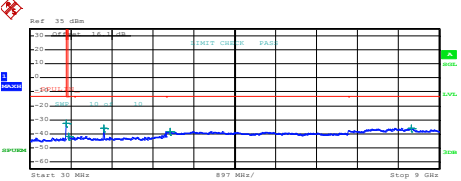
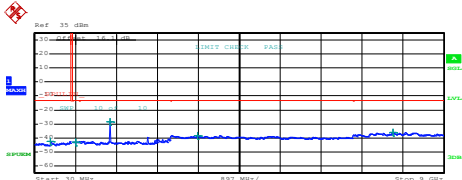
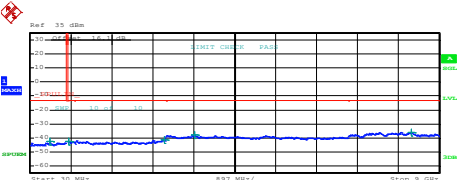
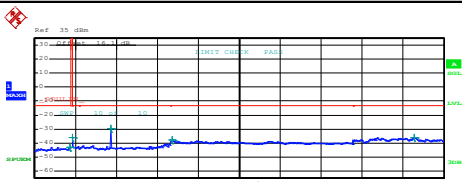
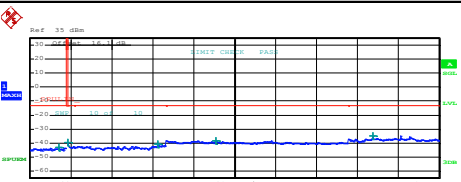
Highest Band Edge



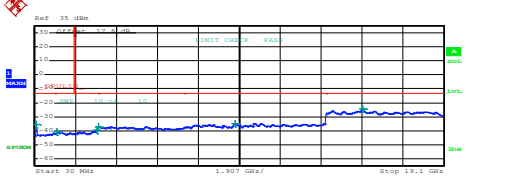
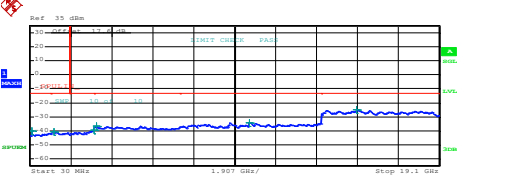
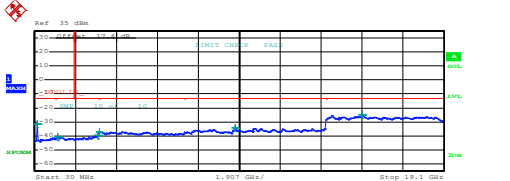
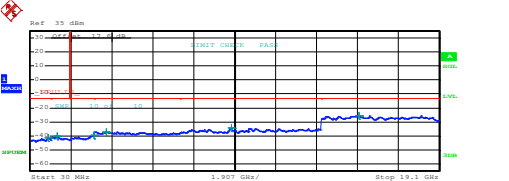
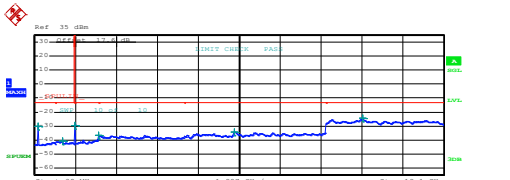
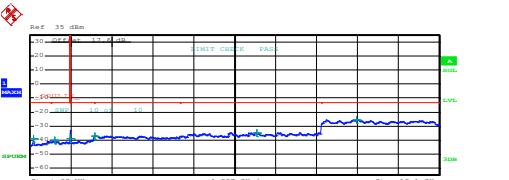
Date: 8.MAY.2020 16:23:54



# Conducted Spurious Emission

GSM850 (GPRS class 8)	GSM850 (EDGE class 8)																																																																																				
<p align="center"><b>Lowest Channel</b></p>	<p align="center"><b>Lowest Channel</b></p>																																																																																				
 <table border="1" data-bbox="239 660 670 739"> <thead> <tr> <th>Start</th> <th>Stop</th> <th>RBW</th> <th>Freq</th> <th>PwrAve</th> <th>ΔLimit</th> </tr> <tr> <th>[Hz]</th> <th>[Hz]</th> <th>[Hz]</th> <th>[Hz]</th> <th>[dBm]</th> <th>[dB]</th> </tr> </thead> <tbody> <tr> <td>30,000 M</td> <td>820,000 M</td> <td>1,00 M</td> <td>819,802500 M</td> <td>-26.75</td> <td>-13.70</td> </tr> <tr> <td>855,000 M</td> <td>1,000 G</td> <td>1,00 M</td> <td>853,606253 M</td> <td>-42.08</td> <td>-29.08</td> </tr> <tr> <td>1,000 G</td> <td>3,000 G</td> <td>1,00 M</td> <td>1,608000 G</td> <td>-28.18</td> <td>-23.18</td> </tr> <tr> <td>3,000 G</td> <td>7,000 G</td> <td>1,00 M</td> <td>3,040000 G</td> <td>-37.95</td> <td>-24.95</td> </tr> <tr> <td>7,000 G</td> <td>9,000 G</td> <td>1,00 M</td> <td>8,395000 G</td> <td>-35.98</td> <td>-22.98</td> </tr> </tbody> </table> <p>Date: 8.MAY.2020 17:18:03</p>	Start	Stop	RBW	Freq	PwrAve	ΔLimit	[Hz]	[Hz]	[Hz]	[Hz]	[dBm]	[dB]	30,000 M	820,000 M	1,00 M	819,802500 M	-26.75	-13.70	855,000 M	1,000 G	1,00 M	853,606253 M	-42.08	-29.08	1,000 G	3,000 G	1,00 M	1,608000 G	-28.18	-23.18	3,000 G	7,000 G	1,00 M	3,040000 G	-37.95	-24.95	7,000 G	9,000 G	1,00 M	8,395000 G	-35.98	-22.98	 <table border="1" data-bbox="893 660 1324 739"> <thead> <tr> <th>Start</th> <th>Stop</th> <th>RBW</th> <th>Freq</th> <th>PwrAve</th> <th>ΔLimit</th> </tr> <tr> <th>[Hz]</th> <th>[Hz]</th> <th>[Hz]</th> <th>[Hz]</th> <th>[dBm]</th> <th>[dB]</th> </tr> </thead> <tbody> <tr> <td>30,000 M</td> <td>820,000 M</td> <td>1,00 M</td> <td>819,802500 M</td> <td>-32.51</td> <td>-19.51</td> </tr> <tr> <td>855,000 M</td> <td>1,000 G</td> <td>1,00 M</td> <td>870,297501 M</td> <td>-42.10</td> <td>-29.10</td> </tr> <tr> <td>1,000 G</td> <td>3,000 G</td> <td>1,00 M</td> <td>1,648000 G</td> <td>-36.16</td> <td>-23.16</td> </tr> <tr> <td>3,000 G</td> <td>7,000 G</td> <td>1,00 M</td> <td>3,099000 G</td> <td>-38.12</td> <td>-25.12</td> </tr> <tr> <td>7,000 G</td> <td>9,000 G</td> <td>1,00 M</td> <td>8,388500 G</td> <td>-35.89</td> <td>-22.89</td> </tr> </tbody> </table> <p>Date: 8.MAY.2020 17:29:34</p>	Start	Stop	RBW	Freq	PwrAve	ΔLimit	[Hz]	[Hz]	[Hz]	[Hz]	[dBm]	[dB]	30,000 M	820,000 M	1,00 M	819,802500 M	-32.51	-19.51	855,000 M	1,000 G	1,00 M	870,297501 M	-42.10	-29.10	1,000 G	3,000 G	1,00 M	1,648000 G	-36.16	-23.16	3,000 G	7,000 G	1,00 M	3,099000 G	-38.12	-25.12	7,000 G	9,000 G	1,00 M	8,388500 G	-35.89	-22.89
Start	Stop	RBW	Freq	PwrAve	ΔLimit																																																																																
[Hz]	[Hz]	[Hz]	[Hz]	[dBm]	[dB]																																																																																
30,000 M	820,000 M	1,00 M	819,802500 M	-26.75	-13.70																																																																																
855,000 M	1,000 G	1,00 M	853,606253 M	-42.08	-29.08																																																																																
1,000 G	3,000 G	1,00 M	1,608000 G	-28.18	-23.18																																																																																
3,000 G	7,000 G	1,00 M	3,040000 G	-37.95	-24.95																																																																																
7,000 G	9,000 G	1,00 M	8,395000 G	-35.98	-22.98																																																																																
Start	Stop	RBW	Freq	PwrAve	ΔLimit																																																																																
[Hz]	[Hz]	[Hz]	[Hz]	[dBm]	[dB]																																																																																
30,000 M	820,000 M	1,00 M	819,802500 M	-32.51	-19.51																																																																																
855,000 M	1,000 G	1,00 M	870,297501 M	-42.10	-29.10																																																																																
1,000 G	3,000 G	1,00 M	1,648000 G	-36.16	-23.16																																																																																
3,000 G	7,000 G	1,00 M	3,099000 G	-38.12	-25.12																																																																																
7,000 G	9,000 G	1,00 M	8,388500 G	-35.89	-22.89																																																																																
<p align="center"><b>Middle Channel</b></p>	<p align="center"><b>Middle Channel</b></p>																																																																																				
 <table border="1" data-bbox="239 1176 670 1254"> <thead> <tr> <th>Start</th> <th>Stop</th> <th>RBW</th> <th>Freq</th> <th>PwrAve</th> <th>ΔLimit</th> </tr> <tr> <th>[Hz]</th> <th>[Hz]</th> <th>[Hz]</th> <th>[Hz]</th> <th>[dBm]</th> <th>[dB]</th> </tr> </thead> <tbody> <tr> <td>30,000 M</td> <td>820,000 M</td> <td>1,00 M</td> <td>379,772500 M</td> <td>-42.34</td> <td>-29.34</td> </tr> <tr> <td>855,000 M</td> <td>1,000 G</td> <td>1,00 M</td> <td>923,186255 M</td> <td>-42.84</td> <td>-29.84</td> </tr> <tr> <td>1,000 G</td> <td>3,000 G</td> <td>1,00 M</td> <td>1,672000 G</td> <td>-28.28</td> <td>-23.28</td> </tr> <tr> <td>3,000 G</td> <td>7,000 G</td> <td>1,00 M</td> <td>3,092000 G</td> <td>-38.45</td> <td>-25.45</td> </tr> <tr> <td>7,000 G</td> <td>9,000 G</td> <td>1,00 M</td> <td>7,886500 G</td> <td>-36.30</td> <td>-23.30</td> </tr> </tbody> </table> <p>Date: 8.MAY.2020 17:18:55</p>	Start	Stop	RBW	Freq	PwrAve	ΔLimit	[Hz]	[Hz]	[Hz]	[Hz]	[dBm]	[dB]	30,000 M	820,000 M	1,00 M	379,772500 M	-42.34	-29.34	855,000 M	1,000 G	1,00 M	923,186255 M	-42.84	-29.84	1,000 G	3,000 G	1,00 M	1,672000 G	-28.28	-23.28	3,000 G	7,000 G	1,00 M	3,092000 G	-38.45	-25.45	7,000 G	9,000 G	1,00 M	7,886500 G	-36.30	-23.30	 <table border="1" data-bbox="893 1176 1324 1254"> <thead> <tr> <th>Start</th> <th>Stop</th> <th>RBW</th> <th>Freq</th> <th>PwrAve</th> <th>ΔLimit</th> </tr> <tr> <th>[Hz]</th> <th>[Hz]</th> <th>[Hz]</th> <th>[Hz]</th> <th>[dBm]</th> <th>[dB]</th> </tr> </thead> <tbody> <tr> <td>30,000 M</td> <td>820,000 M</td> <td>1,00 M</td> <td>400,945000 M</td> <td>-42.59</td> <td>-29.59</td> </tr> <tr> <td>855,000 M</td> <td>1,000 G</td> <td>1,00 M</td> <td>869,753751 M</td> <td>-42.50</td> <td>-29.50</td> </tr> <tr> <td>1,000 G</td> <td>3,000 G</td> <td>1,00 M</td> <td>2,974000 G</td> <td>-41.39</td> <td>-28.39</td> </tr> <tr> <td>3,000 G</td> <td>7,000 G</td> <td>1,00 M</td> <td>3,834000 G</td> <td>-37.98</td> <td>-24.98</td> </tr> <tr> <td>7,000 G</td> <td>9,000 G</td> <td>1,00 M</td> <td>8,396500 G</td> <td>-36.21</td> <td>-23.21</td> </tr> </tbody> </table> <p>Date: 8.MAY.2020 17:30:24</p>	Start	Stop	RBW	Freq	PwrAve	ΔLimit	[Hz]	[Hz]	[Hz]	[Hz]	[dBm]	[dB]	30,000 M	820,000 M	1,00 M	400,945000 M	-42.59	-29.59	855,000 M	1,000 G	1,00 M	869,753751 M	-42.50	-29.50	1,000 G	3,000 G	1,00 M	2,974000 G	-41.39	-28.39	3,000 G	7,000 G	1,00 M	3,834000 G	-37.98	-24.98	7,000 G	9,000 G	1,00 M	8,396500 G	-36.21	-23.21
Start	Stop	RBW	Freq	PwrAve	ΔLimit																																																																																
[Hz]	[Hz]	[Hz]	[Hz]	[dBm]	[dB]																																																																																
30,000 M	820,000 M	1,00 M	379,772500 M	-42.34	-29.34																																																																																
855,000 M	1,000 G	1,00 M	923,186255 M	-42.84	-29.84																																																																																
1,000 G	3,000 G	1,00 M	1,672000 G	-28.28	-23.28																																																																																
3,000 G	7,000 G	1,00 M	3,092000 G	-38.45	-25.45																																																																																
7,000 G	9,000 G	1,00 M	7,886500 G	-36.30	-23.30																																																																																
Start	Stop	RBW	Freq	PwrAve	ΔLimit																																																																																
[Hz]	[Hz]	[Hz]	[Hz]	[dBm]	[dB]																																																																																
30,000 M	820,000 M	1,00 M	400,945000 M	-42.59	-29.59																																																																																
855,000 M	1,000 G	1,00 M	869,753751 M	-42.50	-29.50																																																																																
1,000 G	3,000 G	1,00 M	2,974000 G	-41.39	-28.39																																																																																
3,000 G	7,000 G	1,00 M	3,834000 G	-37.98	-24.98																																																																																
7,000 G	9,000 G	1,00 M	8,396500 G	-36.21	-23.21																																																																																
<p align="center"><b>Highest Channel</b></p>	<p align="center"><b>Highest Channel</b></p>																																																																																				
 <table border="1" data-bbox="239 1691 670 1769"> <thead> <tr> <th>Start</th> <th>Stop</th> <th>RBW</th> <th>Freq</th> <th>PwrAve</th> <th>ΔLimit</th> </tr> <tr> <th>[Hz]</th> <th>[Hz]</th> <th>[Hz]</th> <th>[Hz]</th> <th>[dBm]</th> <th>[dB]</th> </tr> </thead> <tbody> <tr> <td>30,000 M</td> <td>820,000 M</td> <td>1,00 M</td> <td>810,322500 M</td> <td>-42.97</td> <td>-29.97</td> </tr> <tr> <td>855,000 M</td> <td>1,000 G</td> <td>1,00 M</td> <td>855,036250 M</td> <td>-36.16</td> <td>-23.16</td> </tr> <tr> <td>1,000 G</td> <td>3,000 G</td> <td>1,00 M</td> <td>1,697000 G</td> <td>-29.77</td> <td>-24.77</td> </tr> <tr> <td>3,000 G</td> <td>7,000 G</td> <td>1,00 M</td> <td>3,040000 G</td> <td>-37.85</td> <td>-24.85</td> </tr> <tr> <td>7,000 G</td> <td>9,000 G</td> <td>1,00 M</td> <td>8,349000 G</td> <td>-36.21</td> <td>-23.21</td> </tr> </tbody> </table> <p>Date: 8.MAY.2020 17:19:48</p>	Start	Stop	RBW	Freq	PwrAve	ΔLimit	[Hz]	[Hz]	[Hz]	[Hz]	[dBm]	[dB]	30,000 M	820,000 M	1,00 M	810,322500 M	-42.97	-29.97	855,000 M	1,000 G	1,00 M	855,036250 M	-36.16	-23.16	1,000 G	3,000 G	1,00 M	1,697000 G	-29.77	-24.77	3,000 G	7,000 G	1,00 M	3,040000 G	-37.85	-24.85	7,000 G	9,000 G	1,00 M	8,349000 G	-36.21	-23.21	 <table border="1" data-bbox="893 1691 1324 1769"> <thead> <tr> <th>Start</th> <th>Stop</th> <th>RBW</th> <th>Freq</th> <th>PwrAve</th> <th>ΔLimit</th> </tr> <tr> <th>[Hz]</th> <th>[Hz]</th> <th>[Hz]</th> <th>[Hz]</th> <th>[dBm]</th> <th>[dB]</th> </tr> </thead> <tbody> <tr> <td>30,000 M</td> <td>820,000 M</td> <td>1,00 M</td> <td>653,705000 M</td> <td>-43.10</td> <td>-30.10</td> </tr> <tr> <td>855,000 M</td> <td>1,000 G</td> <td>1,00 M</td> <td>855,036250 M</td> <td>-39.43</td> <td>-26.43</td> </tr> <tr> <td>1,000 G</td> <td>3,000 G</td> <td>1,00 M</td> <td>2,833000 G</td> <td>-40.59</td> <td>-27.59</td> </tr> <tr> <td>3,000 G</td> <td>7,000 G</td> <td>1,00 M</td> <td>4,100000 G</td> <td>-38.49</td> <td>-25.49</td> </tr> <tr> <td>7,000 G</td> <td>9,000 G</td> <td>1,00 M</td> <td>7,543500 G</td> <td>-35.11</td> <td>-22.11</td> </tr> </tbody> </table> <p>Date: 8.MAY.2020 17:31:14</p>	Start	Stop	RBW	Freq	PwrAve	ΔLimit	[Hz]	[Hz]	[Hz]	[Hz]	[dBm]	[dB]	30,000 M	820,000 M	1,00 M	653,705000 M	-43.10	-30.10	855,000 M	1,000 G	1,00 M	855,036250 M	-39.43	-26.43	1,000 G	3,000 G	1,00 M	2,833000 G	-40.59	-27.59	3,000 G	7,000 G	1,00 M	4,100000 G	-38.49	-25.49	7,000 G	9,000 G	1,00 M	7,543500 G	-35.11	-22.11
Start	Stop	RBW	Freq	PwrAve	ΔLimit																																																																																
[Hz]	[Hz]	[Hz]	[Hz]	[dBm]	[dB]																																																																																
30,000 M	820,000 M	1,00 M	810,322500 M	-42.97	-29.97																																																																																
855,000 M	1,000 G	1,00 M	855,036250 M	-36.16	-23.16																																																																																
1,000 G	3,000 G	1,00 M	1,697000 G	-29.77	-24.77																																																																																
3,000 G	7,000 G	1,00 M	3,040000 G	-37.85	-24.85																																																																																
7,000 G	9,000 G	1,00 M	8,349000 G	-36.21	-23.21																																																																																
Start	Stop	RBW	Freq	PwrAve	ΔLimit																																																																																
[Hz]	[Hz]	[Hz]	[Hz]	[dBm]	[dB]																																																																																
30,000 M	820,000 M	1,00 M	653,705000 M	-43.10	-30.10																																																																																
855,000 M	1,000 G	1,00 M	855,036250 M	-39.43	-26.43																																																																																
1,000 G	3,000 G	1,00 M	2,833000 G	-40.59	-27.59																																																																																
3,000 G	7,000 G	1,00 M	4,100000 G	-38.49	-25.49																																																																																
7,000 G	9,000 G	1,00 M	7,543500 G	-35.11	-22.11																																																																																



GSM1900 (GPRS class 8)	GSM1900 (EDGE class 8)																																																																																				
Lowest Channel	Lowest Channel																																																																																				
 <p>Ref: 35 dBm</p> <p>Start 30 MHz Stop 19.1 GHz</p> <table border="1"> <thead> <tr> <th>Start [Hz]</th> <th>Stop [Hz]</th> <th>RBW [Hz]</th> <th>Freq [Hz]</th> <th>PwrAve [dBm]</th> <th>ΔLimit [dB]</th> </tr> </thead> <tbody> <tr><td>30,000 M</td><td>1,000 G</td><td>1,000 M</td><td>111,965000 M</td><td>-35.19</td><td>-22.19</td></tr> <tr><td>1,000 G</td><td>1,845 G</td><td>1,000 M</td><td>1,064000 G</td><td>-40.05</td><td>-27.05</td></tr> <tr><td>1,845 G</td><td>3,000 G</td><td>1,000 M</td><td>2,907200 G</td><td>-39.45</td><td>-26.45</td></tr> <tr><td>3,000 G</td><td>7,000 G</td><td>1,000 M</td><td>3,006000 G</td><td>-37.06</td><td>-24.06</td></tr> <tr><td>7,000 G</td><td>13,600 G</td><td>1,000 M</td><td>9,393325 G</td><td>-34.71</td><td>-21.71</td></tr> <tr><td>13,600 G</td><td>19,100 G</td><td>1,000 M</td><td>15,311875 G</td><td>-24.56</td><td>-11.56</td></tr> </tbody> </table> <p>Date: 8.MAY.2020 15:59:57</p>	Start [Hz]	Stop [Hz]	RBW [Hz]	Freq [Hz]	PwrAve [dBm]	ΔLimit [dB]	30,000 M	1,000 G	1,000 M	111,965000 M	-35.19	-22.19	1,000 G	1,845 G	1,000 M	1,064000 G	-40.05	-27.05	1,845 G	3,000 G	1,000 M	2,907200 G	-39.45	-26.45	3,000 G	7,000 G	1,000 M	3,006000 G	-37.06	-24.06	7,000 G	13,600 G	1,000 M	9,393325 G	-34.71	-21.71	13,600 G	19,100 G	1,000 M	15,311875 G	-24.56	-11.56	 <p>Ref: 35 dBm</p> <p>Start 30 MHz Stop 19.1 GHz</p> <table border="1"> <thead> <tr> <th>Start [Hz]</th> <th>Stop [Hz]</th> <th>RBW [Hz]</th> <th>Freq [Hz]</th> <th>PwrAve [dBm]</th> <th>ΔLimit [dB]</th> </tr> </thead> <tbody> <tr><td>30,000 M</td><td>1,000 G</td><td>1,000 M</td><td>111,965000 M</td><td>-40.44</td><td>-27.44</td></tr> <tr><td>1,000 G</td><td>1,845 G</td><td>1,000 M</td><td>1,151255 G</td><td>-40.57</td><td>-27.57</td></tr> <tr><td>1,845 G</td><td>3,000 G</td><td>1,000 M</td><td>2,993311 G</td><td>-39.77</td><td>-26.77</td></tr> <tr><td>3,000 G</td><td>7,000 G</td><td>1,000 M</td><td>3,104000 G</td><td>-36.56</td><td>-23.56</td></tr> <tr><td>7,000 G</td><td>13,600 G</td><td>1,000 M</td><td>10,238325 G</td><td>-34.32</td><td>-21.32</td></tr> <tr><td>13,600 G</td><td>19,100 G</td><td>1,000 M</td><td>15,262375 G</td><td>-24.54</td><td>-11.54</td></tr> </tbody> </table> <p>Date: 8.MAY.2020 16:16:07</p>	Start [Hz]	Stop [Hz]	RBW [Hz]	Freq [Hz]	PwrAve [dBm]	ΔLimit [dB]	30,000 M	1,000 G	1,000 M	111,965000 M	-40.44	-27.44	1,000 G	1,845 G	1,000 M	1,151255 G	-40.57	-27.57	1,845 G	3,000 G	1,000 M	2,993311 G	-39.77	-26.77	3,000 G	7,000 G	1,000 M	3,104000 G	-36.56	-23.56	7,000 G	13,600 G	1,000 M	10,238325 G	-34.32	-21.32	13,600 G	19,100 G	1,000 M	15,262375 G	-24.54	-11.54
Start [Hz]	Stop [Hz]	RBW [Hz]	Freq [Hz]	PwrAve [dBm]	ΔLimit [dB]																																																																																
30,000 M	1,000 G	1,000 M	111,965000 M	-35.19	-22.19																																																																																
1,000 G	1,845 G	1,000 M	1,064000 G	-40.05	-27.05																																																																																
1,845 G	3,000 G	1,000 M	2,907200 G	-39.45	-26.45																																																																																
3,000 G	7,000 G	1,000 M	3,006000 G	-37.06	-24.06																																																																																
7,000 G	13,600 G	1,000 M	9,393325 G	-34.71	-21.71																																																																																
13,600 G	19,100 G	1,000 M	15,311875 G	-24.56	-11.56																																																																																
Start [Hz]	Stop [Hz]	RBW [Hz]	Freq [Hz]	PwrAve [dBm]	ΔLimit [dB]																																																																																
30,000 M	1,000 G	1,000 M	111,965000 M	-40.44	-27.44																																																																																
1,000 G	1,845 G	1,000 M	1,151255 G	-40.57	-27.57																																																																																
1,845 G	3,000 G	1,000 M	2,993311 G	-39.77	-26.77																																																																																
3,000 G	7,000 G	1,000 M	3,104000 G	-36.56	-23.56																																																																																
7,000 G	13,600 G	1,000 M	10,238325 G	-34.32	-21.32																																																																																
13,600 G	19,100 G	1,000 M	15,262375 G	-24.54	-11.54																																																																																
Middle Channel	Middle Channel																																																																																				
 <p>Ref: 35 dBm</p> <p>Start 30 MHz Stop 19.1 GHz</p> <table border="1"> <thead> <tr> <th>Start [Hz]</th> <th>Stop [Hz]</th> <th>RBW [Hz]</th> <th>Freq [Hz]</th> <th>PwrAve [dBm]</th> <th>ΔLimit [dB]</th> </tr> </thead> <tbody> <tr><td>30,000 M</td><td>1,000 G</td><td>1,000 M</td><td>141,792500 M</td><td>-32.53</td><td>-19.53</td></tr> <tr><td>1,000 G</td><td>1,845 G</td><td>1,000 M</td><td>1,116821 G</td><td>-40.74</td><td>-27.74</td></tr> <tr><td>1,845 G</td><td>3,000 G</td><td>1,000 M</td><td>2,984208 G</td><td>-39.67</td><td>-26.67</td></tr> <tr><td>3,000 G</td><td>7,000 G</td><td>1,000 M</td><td>3,042000 G</td><td>-38.99</td><td>-25.99</td></tr> <tr><td>7,000 G</td><td>13,600 G</td><td>1,000 M</td><td>9,383425 G</td><td>-34.23</td><td>-21.23</td></tr> <tr><td>13,600 G</td><td>19,100 G</td><td>1,000 M</td><td>15,276125 G</td><td>-24.96</td><td>-11.96</td></tr> </tbody> </table> <p>Date: 8.MAY.2020 16:00:56</p>	Start [Hz]	Stop [Hz]	RBW [Hz]	Freq [Hz]	PwrAve [dBm]	ΔLimit [dB]	30,000 M	1,000 G	1,000 M	141,792500 M	-32.53	-19.53	1,000 G	1,845 G	1,000 M	1,116821 G	-40.74	-27.74	1,845 G	3,000 G	1,000 M	2,984208 G	-39.67	-26.67	3,000 G	7,000 G	1,000 M	3,042000 G	-38.99	-25.99	7,000 G	13,600 G	1,000 M	9,383425 G	-34.23	-21.23	13,600 G	19,100 G	1,000 M	15,276125 G	-24.96	-11.96	 <p>Ref: 35 dBm</p> <p>Start 30 MHz Stop 19.1 GHz</p> <table border="1"> <thead> <tr> <th>Start [Hz]</th> <th>Stop [Hz]</th> <th>RBW [Hz]</th> <th>Freq [Hz]</th> <th>PwrAve [dBm]</th> <th>ΔLimit [dB]</th> </tr> </thead> <tbody> <tr><td>30,000 M</td><td>1,000 G</td><td>1,000 M</td><td>89,842500 M</td><td>-41.37</td><td>-28.37</td></tr> <tr><td>1,000 G</td><td>1,845 G</td><td>1,000 M</td><td>1,293411 G</td><td>-40.12</td><td>-27.12</td></tr> <tr><td>1,845 G</td><td>3,000 G</td><td>1,000 M</td><td>2,986438 G</td><td>-39.35</td><td>-26.35</td></tr> <tr><td>3,000 G</td><td>7,000 G</td><td>1,000 M</td><td>3,093000 G</td><td>-38.96</td><td>-25.96</td></tr> <tr><td>7,000 G</td><td>13,600 G</td><td>1,000 M</td><td>9,406525 G</td><td>-34.51</td><td>-21.51</td></tr> <tr><td>13,600 G</td><td>19,100 G</td><td>1,000 M</td><td>15,348313 G</td><td>-25.29</td><td>-12.29</td></tr> </tbody> </table> <p>Date: 8.MAY.2020 16:16:59</p>	Start [Hz]	Stop [Hz]	RBW [Hz]	Freq [Hz]	PwrAve [dBm]	ΔLimit [dB]	30,000 M	1,000 G	1,000 M	89,842500 M	-41.37	-28.37	1,000 G	1,845 G	1,000 M	1,293411 G	-40.12	-27.12	1,845 G	3,000 G	1,000 M	2,986438 G	-39.35	-26.35	3,000 G	7,000 G	1,000 M	3,093000 G	-38.96	-25.96	7,000 G	13,600 G	1,000 M	9,406525 G	-34.51	-21.51	13,600 G	19,100 G	1,000 M	15,348313 G	-25.29	-12.29
Start [Hz]	Stop [Hz]	RBW [Hz]	Freq [Hz]	PwrAve [dBm]	ΔLimit [dB]																																																																																
30,000 M	1,000 G	1,000 M	141,792500 M	-32.53	-19.53																																																																																
1,000 G	1,845 G	1,000 M	1,116821 G	-40.74	-27.74																																																																																
1,845 G	3,000 G	1,000 M	2,984208 G	-39.67	-26.67																																																																																
3,000 G	7,000 G	1,000 M	3,042000 G	-38.99	-25.99																																																																																
7,000 G	13,600 G	1,000 M	9,383425 G	-34.23	-21.23																																																																																
13,600 G	19,100 G	1,000 M	15,276125 G	-24.96	-11.96																																																																																
Start [Hz]	Stop [Hz]	RBW [Hz]	Freq [Hz]	PwrAve [dBm]	ΔLimit [dB]																																																																																
30,000 M	1,000 G	1,000 M	89,842500 M	-41.37	-28.37																																																																																
1,000 G	1,845 G	1,000 M	1,293411 G	-40.12	-27.12																																																																																
1,845 G	3,000 G	1,000 M	2,986438 G	-39.35	-26.35																																																																																
3,000 G	7,000 G	1,000 M	3,093000 G	-38.96	-25.96																																																																																
7,000 G	13,600 G	1,000 M	9,406525 G	-34.51	-21.51																																																																																
13,600 G	19,100 G	1,000 M	15,348313 G	-25.29	-12.29																																																																																
Highest Channel	Highest Channel																																																																																				
 <p>Ref: 35 dBm</p> <p>Start 30 MHz Stop 19.1 GHz</p> <table border="1"> <thead> <tr> <th>Start [Hz]</th> <th>Stop [Hz]</th> <th>RBW [Hz]</th> <th>Freq [Hz]</th> <th>PwrAve [dBm]</th> <th>ΔLimit [dB]</th> </tr> </thead> <tbody> <tr><td>30,000 M</td><td>1,000 G</td><td>1,000 M</td><td>171,620000 M</td><td>-29.97</td><td>-16.97</td></tr> <tr><td>1,000 G</td><td>1,845 G</td><td>1,000 M</td><td>1,308847 G</td><td>-40.47</td><td>-27.47</td></tr> <tr><td>1,845 G</td><td>3,000 G</td><td>1,000 M</td><td>1,932375 G</td><td>-39.90</td><td>-26.90</td></tr> <tr><td>3,000 G</td><td>7,000 G</td><td>1,000 M</td><td>3,011000 G</td><td>-36.52</td><td>-23.52</td></tr> <tr><td>7,000 G</td><td>13,600 G</td><td>1,000 M</td><td>9,343350 G</td><td>-34.48</td><td>-21.48</td></tr> <tr><td>13,600 G</td><td>19,100 G</td><td>1,000 M</td><td>15,208388 G</td><td>-24.65</td><td>-11.65</td></tr> </tbody> </table> <p>Date: 8.MAY.2020 16:01:58</p>	Start [Hz]	Stop [Hz]	RBW [Hz]	Freq [Hz]	PwrAve [dBm]	ΔLimit [dB]	30,000 M	1,000 G	1,000 M	171,620000 M	-29.97	-16.97	1,000 G	1,845 G	1,000 M	1,308847 G	-40.47	-27.47	1,845 G	3,000 G	1,000 M	1,932375 G	-39.90	-26.90	3,000 G	7,000 G	1,000 M	3,011000 G	-36.52	-23.52	7,000 G	13,600 G	1,000 M	9,343350 G	-34.48	-21.48	13,600 G	19,100 G	1,000 M	15,208388 G	-24.65	-11.65	 <p>Ref: 35 dBm</p> <p>Start 30 MHz Stop 19.1 GHz</p> <table border="1"> <thead> <tr> <th>Start [Hz]</th> <th>Stop [Hz]</th> <th>RBW [Hz]</th> <th>Freq [Hz]</th> <th>PwrAve [dBm]</th> <th>ΔLimit [dB]</th> </tr> </thead> <tbody> <tr><td>30,000 M</td><td>1,000 G</td><td>1,000 M</td><td>171,377500 M</td><td>-39.13</td><td>-26.13</td></tr> <tr><td>1,000 G</td><td>1,845 G</td><td>1,000 M</td><td>1,182098 G</td><td>-40.37</td><td>-27.37</td></tr> <tr><td>1,845 G</td><td>3,000 G</td><td>1,000 M</td><td>1,933542 G</td><td>-38.73</td><td>-25.73</td></tr> <tr><td>3,000 G</td><td>7,000 G</td><td>1,000 M</td><td>3,040000 G</td><td>-37.14</td><td>-24.14</td></tr> <tr><td>7,000 G</td><td>13,600 G</td><td>1,000 M</td><td>10,599475 G</td><td>-34.81</td><td>-21.81</td></tr> <tr><td>13,600 G</td><td>19,100 G</td><td>1,000 M</td><td>15,252370 G</td><td>-25.43</td><td>-12.43</td></tr> </tbody> </table> <p>Date: 8.MAY.2020 16:17:49</p>	Start [Hz]	Stop [Hz]	RBW [Hz]	Freq [Hz]	PwrAve [dBm]	ΔLimit [dB]	30,000 M	1,000 G	1,000 M	171,377500 M	-39.13	-26.13	1,000 G	1,845 G	1,000 M	1,182098 G	-40.37	-27.37	1,845 G	3,000 G	1,000 M	1,933542 G	-38.73	-25.73	3,000 G	7,000 G	1,000 M	3,040000 G	-37.14	-24.14	7,000 G	13,600 G	1,000 M	10,599475 G	-34.81	-21.81	13,600 G	19,100 G	1,000 M	15,252370 G	-25.43	-12.43
Start [Hz]	Stop [Hz]	RBW [Hz]	Freq [Hz]	PwrAve [dBm]	ΔLimit [dB]																																																																																
30,000 M	1,000 G	1,000 M	171,620000 M	-29.97	-16.97																																																																																
1,000 G	1,845 G	1,000 M	1,308847 G	-40.47	-27.47																																																																																
1,845 G	3,000 G	1,000 M	1,932375 G	-39.90	-26.90																																																																																
3,000 G	7,000 G	1,000 M	3,011000 G	-36.52	-23.52																																																																																
7,000 G	13,600 G	1,000 M	9,343350 G	-34.48	-21.48																																																																																
13,600 G	19,100 G	1,000 M	15,208388 G	-24.65	-11.65																																																																																
Start [Hz]	Stop [Hz]	RBW [Hz]	Freq [Hz]	PwrAve [dBm]	ΔLimit [dB]																																																																																
30,000 M	1,000 G	1,000 M	171,377500 M	-39.13	-26.13																																																																																
1,000 G	1,845 G	1,000 M	1,182098 G	-40.37	-27.37																																																																																
1,845 G	3,000 G	1,000 M	1,933542 G	-38.73	-25.73																																																																																
3,000 G	7,000 G	1,000 M	3,040000 G	-37.14	-24.14																																																																																
7,000 G	13,600 G	1,000 M	10,599475 G	-34.81	-21.81																																																																																
13,600 G	19,100 G	1,000 M	15,252370 G	-25.43	-12.43																																																																																



**Frequency Stability**

Test Conditions Temperature (°C)	Middle Channel Voltage (Volt)	GSM850 (GPRS class 8)	GSM850 (EDGE class 8)	Limit 2.5ppm
		Deviation (ppm)		Result
50	Normal Voltage	0.0012	0.0060	PASS
40	Normal Voltage	0.0000	0.0000	
30	Normal Voltage	0.0024	0.0024	
20(Ref.)	Normal Voltage	0.0000	0.0000	
10	Normal Voltage	0.0060	0.0000	
0	Normal Voltage	0.0024	0.0036	
-10	Normal Voltage	0.0012	0.0024	
-20	Normal Voltage	0.0048	0.0000	
-30	Normal Voltage	0.0000	0.0024	
20	Maximum Voltage	0.0036	0.0024	
20	Normal Voltage	0.0000	0.0000	
20	Battery End Point	0.0012	0.0000	





Test Conditions Temperature (°C)	Middle Channel Voltage (Volt)	GSM1900 (GPRS class 8)	GSM1900 (EDGE class 8)	Limit Note 2.
		Deviation (ppm)		Result
50	Normal Voltage	0.0011	0.0016	PASS
40	Normal Voltage	0.0053	0.0021	
30	Normal Voltage	0.0021	0.0011	
20(Ref.)	Normal Voltage	0.0000	0.0000	
10	Normal Voltage	0.0032	0.0037	
0	Normal Voltage	0.0016	0.0314	
-10	Normal Voltage	0.0011	0.0319	
-20	Normal Voltage	0.0032	0.0309	
-30	Normal Voltage	0.0037	0.0346	
20	Maximum Voltage	0.0005	0.0005	
20	Normal Voltage	0.0000	0.0000	
20	Battery End Point	0.0000	0.0000	

**Note:**

- 1. Normal Voltage = 3.87 V. ; Battery End Point (BEP) = 3.49 V. ; Maximum Voltage =4.45 V
- 2. The frequency fundamental emissions stay within the authorized frequency block.

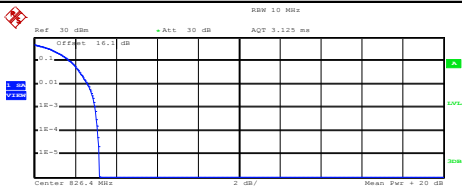
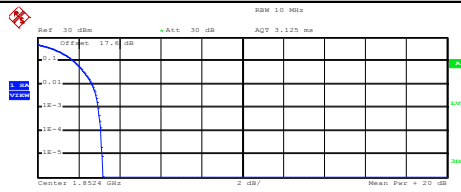
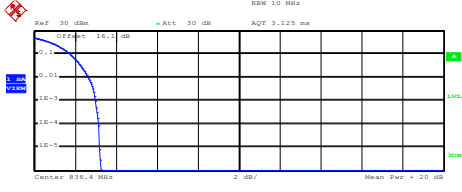
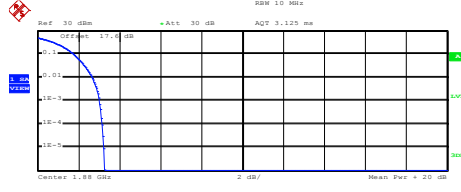
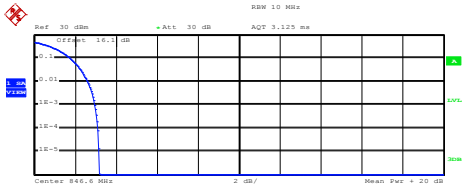
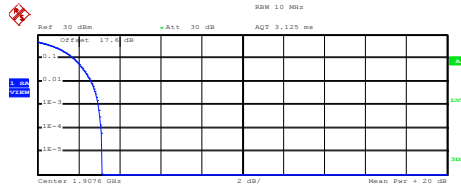


### A3. WCDMA

#### Peak-to-Average Ratio

Mode	WCDMA Band V	WCDMA Band II	WCDMA Band IV	Limit: 13dB
Mod.	RMC 12.2Kbps	RMC 12.2Kbps	RMC 12.2Kbps	Result
Lowest CH	2.96	2.96	2.96	PASS
Middle CH	3.00	3.04	2.92	
Highest CH	2.96	2.96	2.92	

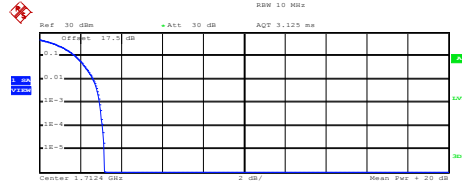


WCDMA Band V (RMC 12.2Kbps)	WCDMA Band II (RMC 12.2Kbps)
<p style="text-align: center;"><b>Lowest Channel</b></p>  <p>Center 826.4 MHz      2 dB/      Mean Pwr + 20 dB</p> <p>Complementary Cumulative Distribution Function (100000 samples)</p> <p>Trace 1</p> <p>Mean 22.55 dBm Peak 25.73 dBm Crest 3.18 dB</p> <p>10 % 1.76 dB 1 % 2.60 dB .1 % 2.96 dB .01 % 3.12 dB</p> <p>Date: 8.MAY.2020 17:04:02</p>	<p style="text-align: center;"><b>Lowest Channel</b></p>  <p>Center 1.8524 GHz      2 dB/      Mean Pwr + 20 dB</p> <p>Complementary Cumulative Distribution Function (100000 samples)</p> <p>Trace 1</p> <p>Mean 22.76 dBm Peak 25.94 dBm Crest 3.18 dB</p> <p>10 % 1.76 dB 1 % 2.64 dB .1 % 2.96 dB .01 % 3.08 dB</p> <p>Date: 8.MAY.2020 16:31:22</p>
<p style="text-align: center;"><b>Middle Channel</b></p>  <p>Center 836.4 MHz      2 dB/      Mean Pwr + 20 dB</p> <p>Complementary Cumulative Distribution Function (100000 samples)</p> <p>Trace 1</p> <p>Mean 23.54 dBm Peak 26.79 dBm Crest 3.25 dB</p> <p>10 % 1.76 dB 1 % 2.64 dB .1 % 3.00 dB .01 % 3.16 dB</p> <p>Date: 8.MAY.2020 17:04:14</p>	<p style="text-align: center;"><b>Middle Channel</b></p>  <p>Center 1.88 GHz      2 dB/      Mean Pwr + 20 dB</p> <p>Complementary Cumulative Distribution Function (100000 samples)</p> <p>Trace 1</p> <p>Mean 22.76 dBm Peak 26.02 dBm Crest 3.25 dB</p> <p>10 % 1.76 dB 1 % 2.68 dB .1 % 3.04 dB .01 % 3.16 dB</p> <p>Date: 8.MAY.2020 16:31:35</p>
<p style="text-align: center;"><b>Highest Channel</b></p>  <p>Center 846.6 MHz      2 dB/      Mean Pwr + 20 dB</p> <p>Complementary Cumulative Distribution Function (100000 samples)</p> <p>Trace 1</p> <p>Mean 23.35 dBm Peak 26.51 dBm Crest 3.16 dB</p> <p>10 % 1.76 dB 1 % 2.60 dB .1 % 2.96 dB .01 % 3.12 dB</p> <p>Date: 8.MAY.2020 17:04:23</p>	<p style="text-align: center;"><b>Highest Channel</b></p>  <p>Center 1.9076 GHz      2 dB/      Mean Pwr + 20 dB</p> <p>Complementary Cumulative Distribution Function (100000 samples)</p> <p>Trace 1</p> <p>Mean 22.58 dBm Peak 25.73 dBm Crest 3.15 dB</p> <p>10 % 1.76 dB 1 % 2.60 dB .1 % 2.96 dB .01 % 3.12 dB</p> <p>Date: 8.MAY.2020 16:31:51</p>



WCDMA Band IV (RMC 12.2Kbps)

Lowest Channel



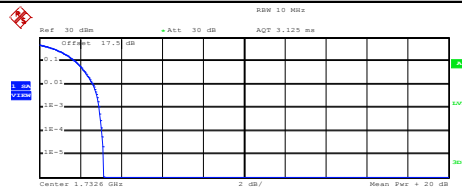
Complementary Cumulative Distribution Function (100000 samples)

Trace 1  
 Mean 22.56 dBm  
 Peak 25.73 dBm  
 Crest 3.18 dB

10 % 1.76 dB  
 1 % 2.64 dB  
 .1 % 2.96 dB  
 .01 % 3.08 dB

Date: 8.MAY.2020 16:48:38

Middle Channel



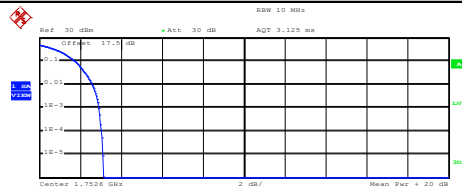
Complementary Cumulative Distribution Function (100000 samples)

Trace 1  
 Mean 22.58 dBm  
 Peak 25.73 dBm  
 Crest 3.15 dB

10 % 1.76 dB  
 1 % 2.64 dB  
 .1 % 2.92 dB  
 .01 % 3.08 dB

Date: 8.MAY.2020 16:48:57

Highest Channel



Complementary Cumulative Distribution Function (100000 samples)

Trace 1  
 Mean 22.54 dBm  
 Peak 25.66 dBm  
 Crest 3.12 dB

10 % 1.76 dB  
 1 % 2.60 dB  
 .1 % 2.92 dB  
 .01 % 3.04 dB

Date: 8.MAY.2020 16:49:12



**26dB Bandwidth**

Mode	WCDMA Band V 26dB BW (MHz)	WCDMA Band II 26dB BW (MHz)	WCDMA Band IV 26dB BW (MHz)
Mod.	RMC 12.2Kbps	RMC 12.2Kbps	RMC 12.2Kbps
Lowest CH	4.71	4.71	4.72
Middle CH	4.71	4.72	4.71
Highest CH	4.71	4.72	4.70

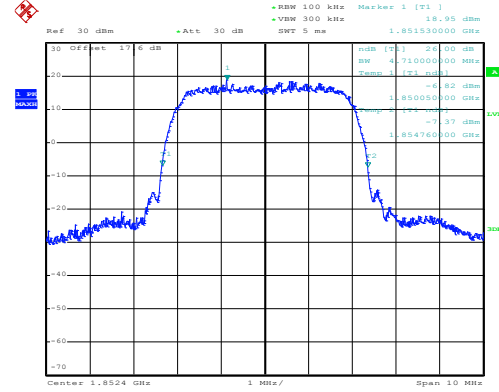
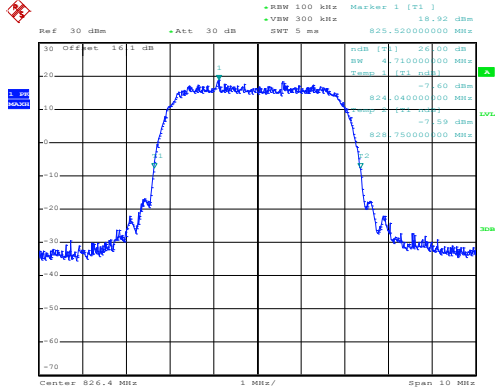


WCDMA Band V (RMC 12.2Kbps)

WCDMA Band II (RMC 12.2Kbps)

Lowest Channel

Lowest Channel

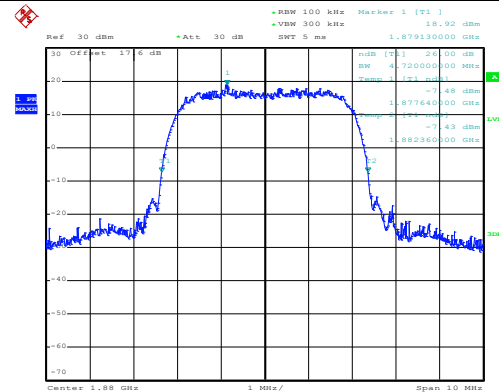
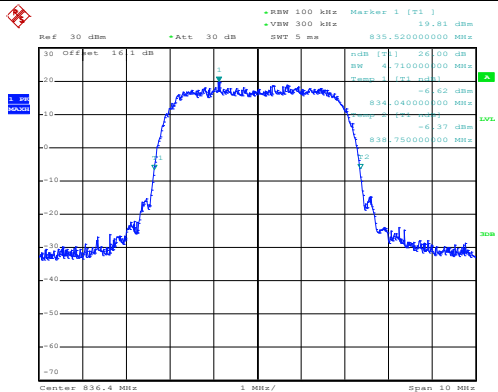


Date: 8.MAY.2020 16:59:54

Date: 8.MAY.2020 16:27:08

Middle Channel

Middle Channel

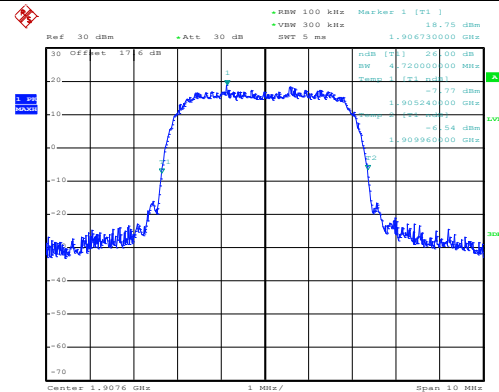
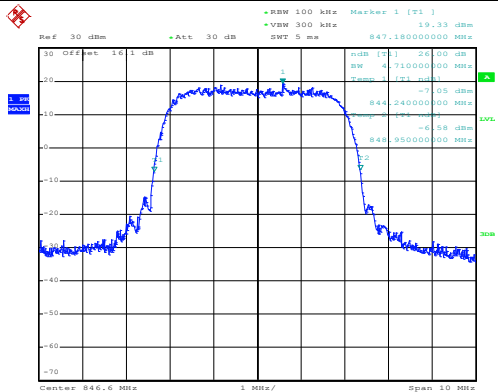


Date: 8.MAY.2020 17:00:28

Date: 8.MAY.2020 16:27:44

Highest Channel

Highest Channel



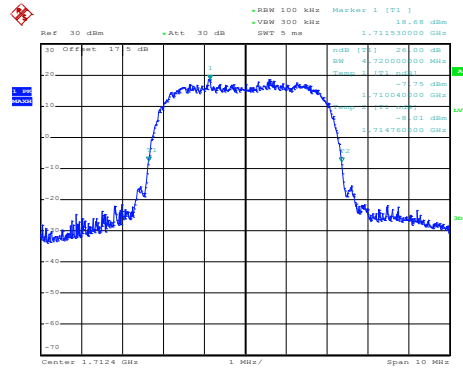
Date: 8.MAY.2020 17:01:02

Date: 8.MAY.2020 16:28:17



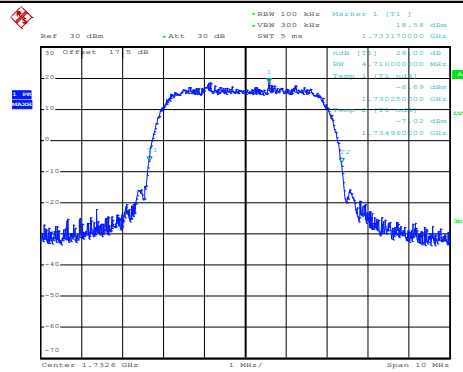
### WCDMA Band IV (RMC 12.2Kbps)

#### Lowest Channel



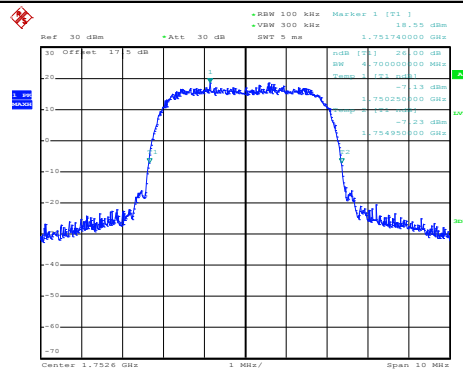
Date: 8.MAY.2020 16:44:14

#### Middle Channel



Date: 8.MAY.2020 16:44:51

#### Highest Channel



Date: 8.MAY.2020 16:45:36



### Occupied Bandwidth

Mode	WCDMA Band V 99% OBW (MHz)	WCDMA Band II 99% OBW (MHz)	WCDMA Band IV 99% OBW (MHz)
Mod.	RMC 12.2Kbps	RMC 12.2Kbps	RMC 12.2Kbps
Lowest CH	4.15	4.15	4.15
Middle CH	4.16	4.15	4.15
Highest CH	4.14	4.15	4.15



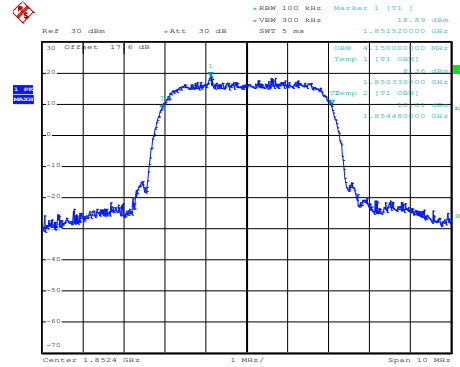
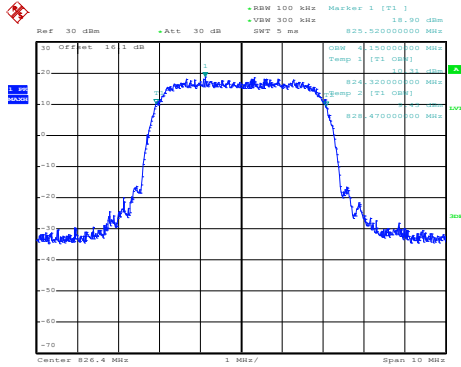


WCDMA Band V (RMC 12.2Kbps)

WCDMA Band II (RMC 12.2Kbps)

Lowest Channel

Lowest Channel

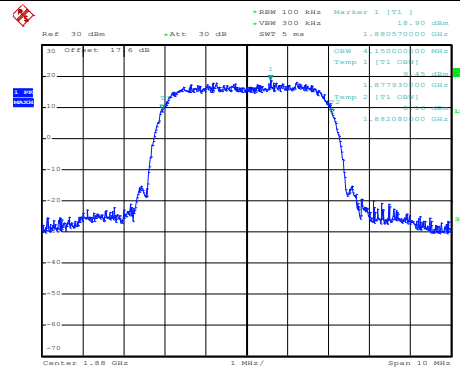
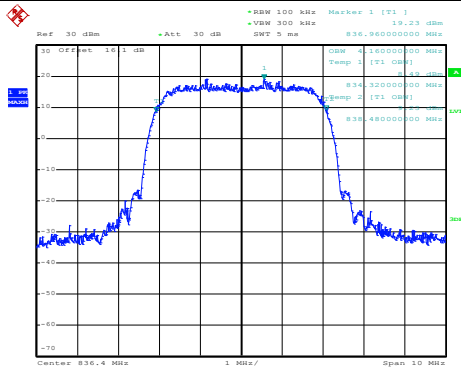


Date: 8.MAY.2020 17:05:04

Date: 8.MAY.2020 16:32:34

Middle Channel

Middle Channel

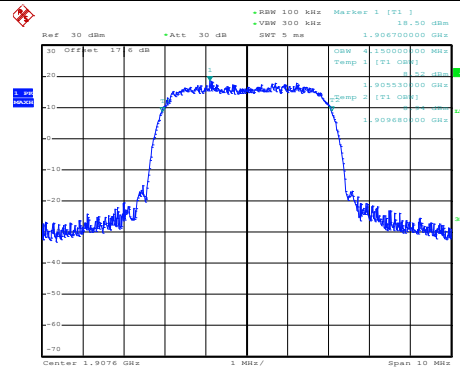
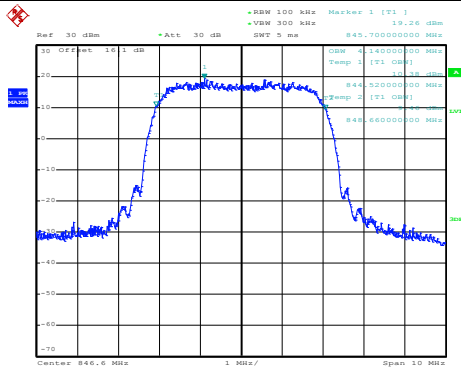


Date: 8.MAY.2020 17:05:43

Date: 8.MAY.2020 16:33:12

Highest Channel

Highest Channel



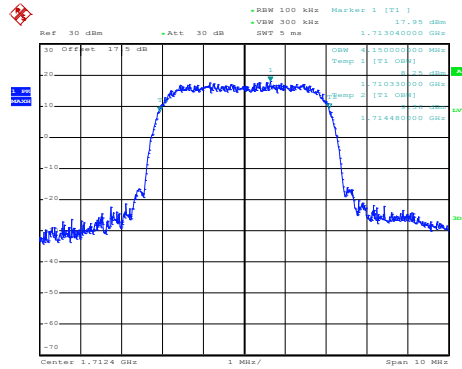
Date: 8.MAY.2020 17:06:15

Date: 8.MAY.2020 16:33:46



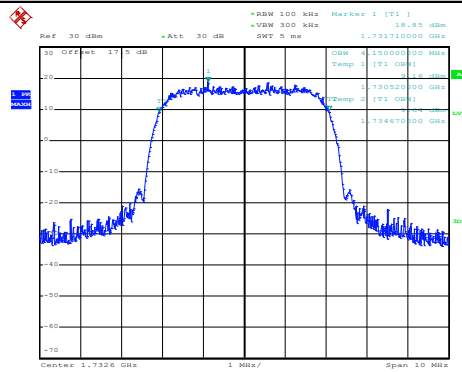
### WCDMA Band IV (RMC 12.2Kbps)

#### Lowest Channel



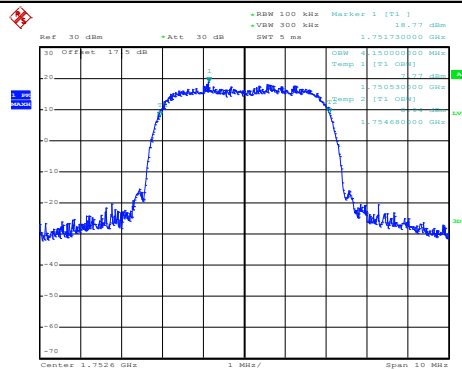
Date: 8.MAY.2020 16:50:13

#### Middle Channel



Date: 8.MAY.2020 16:50:52

#### Highest Channel



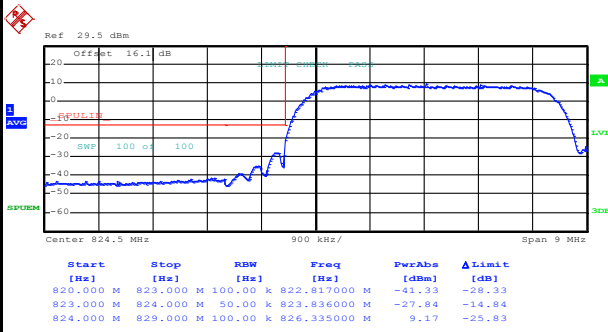
Date: 8.MAY.2020 16:51:27



# Conducted Band Edge

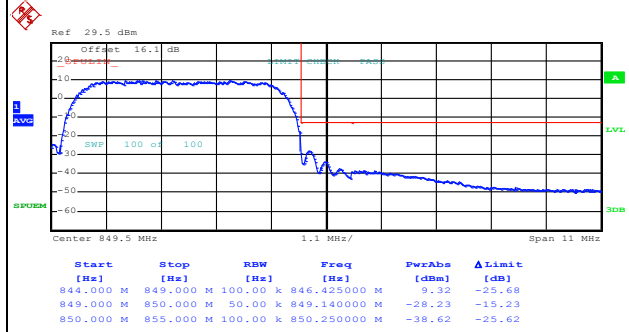
## WCDMA Band V (RMC 12.2Kbps)

### Lowest Band Edge



Date: 8.MAY.2020 17:09:06

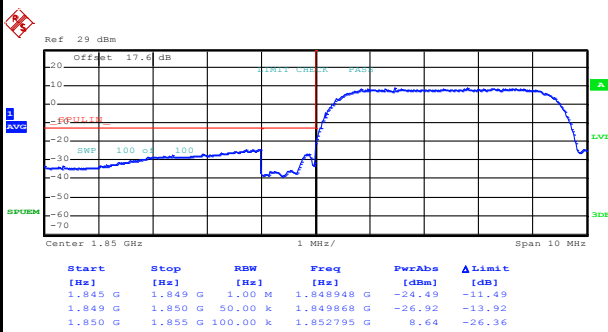
### Highest Band Edge



Date: 8.MAY.2020 17:13:02

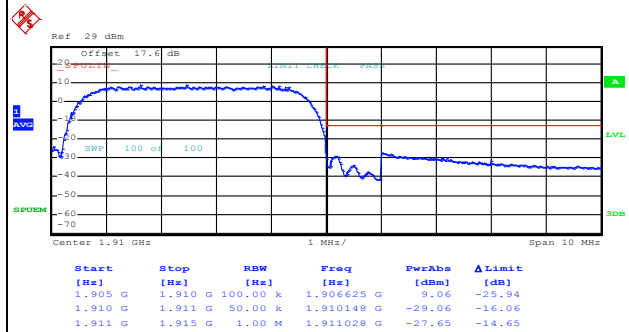
## WCDMA Band II (RMC 12.2Kbps)

### Lowest Band Edge



Date: 8.MAY.2020 16:36:37

### Highest Band Edge



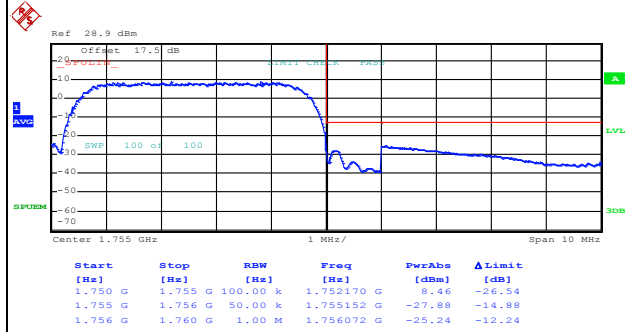
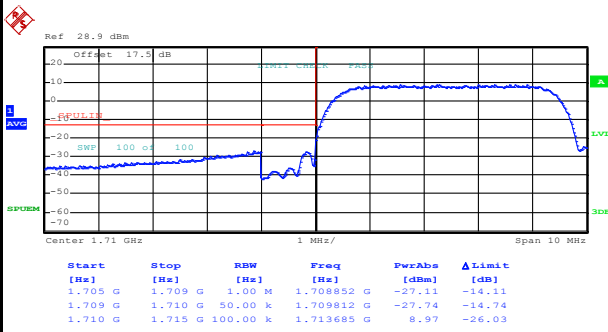
Date: 8.MAY.2020 16:39:28



WCDMA Band IV (RMC 12.2Kbps)

Lowest Band Edge

Highest Band Edge

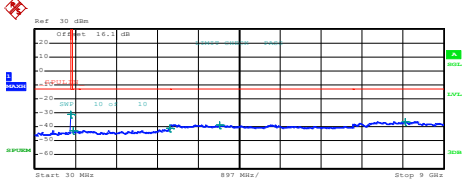
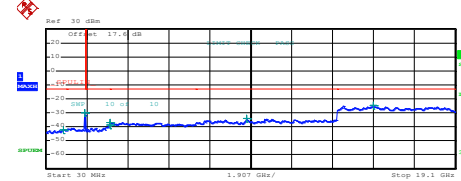
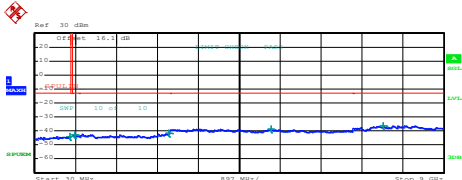
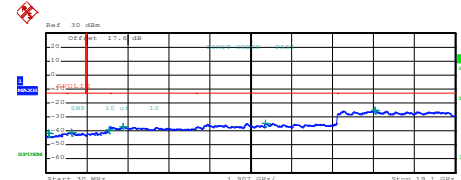
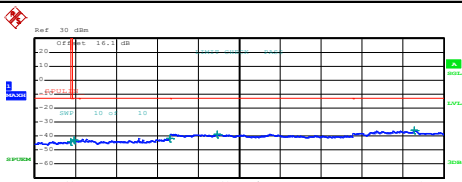
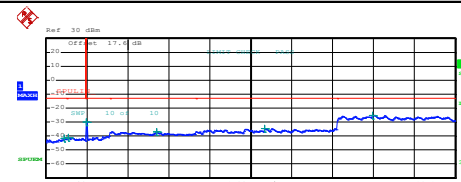


Date: 8.MAY.2020 16:54:22

Date: 8.MAY.2020 16:57:18



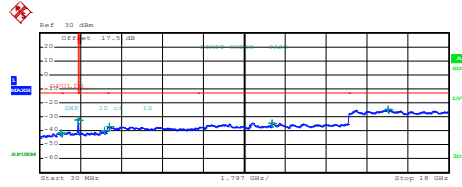
Conducted Spurious Emission

WCDMA Band V (RMC 12.2Kbps)	WCDMA Band II (RMC 12.2Kbps)																																																																																										
<p align="center"><b>Lowest Channel</b></p>	<p align="center"><b>Lowest Channel</b></p>																																																																																										
 <table border="1" data-bbox="239 649 638 739"> <thead> <tr> <th>Start</th> <th>Stop</th> <th>RBW</th> <th>Freq</th> <th>Power</th> <th>Limit</th> </tr> <tr> <th>[Hz]</th> <th>[Hz]</th> <th>[Hz]</th> <th>[Hz]</th> <th>[dBm]</th> <th>[dB]</th> </tr> </thead> <tbody> <tr> <td>30,000 M</td> <td>820,000 M</td> <td>1,000 M</td> <td>818,617500 M</td> <td>-30.99</td> <td>-37.99</td> </tr> <tr> <td>855,000 M</td> <td>1,000 G</td> <td>1,000 G</td> <td>877,148750 M</td> <td>-42.90</td> <td>-29.90</td> </tr> <tr> <td>1,000 G</td> <td>3,000 G</td> <td>1,000 M</td> <td>2,886000 G</td> <td>-43.19</td> <td>-28.19</td> </tr> <tr> <td>3,000 G</td> <td>7,000 G</td> <td>1,000 M</td> <td>4,087000 G</td> <td>-38.62</td> <td>-25.62</td> </tr> <tr> <td>7,000 G</td> <td>9,000 G</td> <td>1,000 M</td> <td>8,155000 G</td> <td>-36.30</td> <td>-23.30</td> </tr> </tbody> </table> <p>Date: 8.MAY.2020 17:01:55</p>	Start	Stop	RBW	Freq	Power	Limit	[Hz]	[Hz]	[Hz]	[Hz]	[dBm]	[dB]	30,000 M	820,000 M	1,000 M	818,617500 M	-30.99	-37.99	855,000 M	1,000 G	1,000 G	877,148750 M	-42.90	-29.90	1,000 G	3,000 G	1,000 M	2,886000 G	-43.19	-28.19	3,000 G	7,000 G	1,000 M	4,087000 G	-38.62	-25.62	7,000 G	9,000 G	1,000 M	8,155000 G	-36.30	-23.30	 <table border="1" data-bbox="877 649 1276 739"> <thead> <tr> <th>Start</th> <th>Stop</th> <th>RBW</th> <th>Freq</th> <th>Power</th> <th>Limit</th> </tr> <tr> <th>[Hz]</th> <th>[Hz]</th> <th>[Hz]</th> <th>[Hz]</th> <th>[dBm]</th> <th>[dB]</th> </tr> </thead> <tbody> <tr> <td>30,000 M</td> <td>1,000 G</td> <td>1,000 M</td> <td>832,432500 M</td> <td>-41.98</td> <td>-28.98</td> </tr> <tr> <td>1,000 G</td> <td>1,845 G</td> <td>1,000 M</td> <td>1,839950 G</td> <td>-29.83</td> <td>-16.83</td> </tr> <tr> <td>1,915 G</td> <td>3,000 G</td> <td>1,000 M</td> <td>2,937288 G</td> <td>-38.85</td> <td>-23.85</td> </tr> <tr> <td>3,000 G</td> <td>7,000 G</td> <td>1,000 M</td> <td>3,013000 G</td> <td>-37.20</td> <td>-24.20</td> </tr> <tr> <td>7,000 G</td> <td>13,600 G</td> <td>1,000 M</td> <td>9,387750 G</td> <td>-34.08</td> <td>-21.08</td> </tr> <tr> <td>13,600 G</td> <td>19,100 G</td> <td>1,000 M</td> <td>15,286658 G</td> <td>-24.66</td> <td>-11.66</td> </tr> </tbody> </table> <p>Date: 8.MAY.2020 16:29:22</p>	Start	Stop	RBW	Freq	Power	Limit	[Hz]	[Hz]	[Hz]	[Hz]	[dBm]	[dB]	30,000 M	1,000 G	1,000 M	832,432500 M	-41.98	-28.98	1,000 G	1,845 G	1,000 M	1,839950 G	-29.83	-16.83	1,915 G	3,000 G	1,000 M	2,937288 G	-38.85	-23.85	3,000 G	7,000 G	1,000 M	3,013000 G	-37.20	-24.20	7,000 G	13,600 G	1,000 M	9,387750 G	-34.08	-21.08	13,600 G	19,100 G	1,000 M	15,286658 G	-24.66	-11.66
Start	Stop	RBW	Freq	Power	Limit																																																																																						
[Hz]	[Hz]	[Hz]	[Hz]	[dBm]	[dB]																																																																																						
30,000 M	820,000 M	1,000 M	818,617500 M	-30.99	-37.99																																																																																						
855,000 M	1,000 G	1,000 G	877,148750 M	-42.90	-29.90																																																																																						
1,000 G	3,000 G	1,000 M	2,886000 G	-43.19	-28.19																																																																																						
3,000 G	7,000 G	1,000 M	4,087000 G	-38.62	-25.62																																																																																						
7,000 G	9,000 G	1,000 M	8,155000 G	-36.30	-23.30																																																																																						
Start	Stop	RBW	Freq	Power	Limit																																																																																						
[Hz]	[Hz]	[Hz]	[Hz]	[dBm]	[dB]																																																																																						
30,000 M	1,000 G	1,000 M	832,432500 M	-41.98	-28.98																																																																																						
1,000 G	1,845 G	1,000 M	1,839950 G	-29.83	-16.83																																																																																						
1,915 G	3,000 G	1,000 M	2,937288 G	-38.85	-23.85																																																																																						
3,000 G	7,000 G	1,000 M	3,013000 G	-37.20	-24.20																																																																																						
7,000 G	13,600 G	1,000 M	9,387750 G	-34.08	-21.08																																																																																						
13,600 G	19,100 G	1,000 M	15,286658 G	-24.66	-11.66																																																																																						
<p align="center"><b>Middle Channel</b></p>	<p align="center"><b>Middle Channel</b></p>																																																																																										
 <table border="1" data-bbox="239 1164 638 1254"> <thead> <tr> <th>Start</th> <th>Stop</th> <th>RBW</th> <th>Freq</th> <th>Power</th> <th>Limit</th> </tr> <tr> <th>[Hz]</th> <th>[Hz]</th> <th>[Hz]</th> <th>[Hz]</th> <th>[dBm]</th> <th>[dB]</th> </tr> </thead> <tbody> <tr> <td>30,000 M</td> <td>820,000 M</td> <td>1,000 M</td> <td>801,237500 M</td> <td>-44.00</td> <td>-31.00</td> </tr> <tr> <td>855,000 M</td> <td>1,000 G</td> <td>1,000 M</td> <td>908,820000 M</td> <td>-42.76</td> <td>-29.76</td> </tr> <tr> <td>1,000 G</td> <td>3,000 G</td> <td>1,000 M</td> <td>2,975000 G</td> <td>-41.74</td> <td>-28.74</td> </tr> <tr> <td>3,000 G</td> <td>7,000 G</td> <td>1,000 M</td> <td>5,222000 G</td> <td>-38.62</td> <td>-25.62</td> </tr> <tr> <td>7,000 G</td> <td>9,000 G</td> <td>1,000 M</td> <td>7,869500 G</td> <td>-36.28</td> <td>-23.28</td> </tr> </tbody> </table> <p>Date: 8.MAY.2020 17:02:47</p>	Start	Stop	RBW	Freq	Power	Limit	[Hz]	[Hz]	[Hz]	[Hz]	[dBm]	[dB]	30,000 M	820,000 M	1,000 M	801,237500 M	-44.00	-31.00	855,000 M	1,000 G	1,000 M	908,820000 M	-42.76	-29.76	1,000 G	3,000 G	1,000 M	2,975000 G	-41.74	-28.74	3,000 G	7,000 G	1,000 M	5,222000 G	-38.62	-25.62	7,000 G	9,000 G	1,000 M	7,869500 G	-36.28	-23.28	 <table border="1" data-bbox="877 1164 1276 1254"> <thead> <tr> <th>Start</th> <th>Stop</th> <th>RBW</th> <th>Freq</th> <th>Power</th> <th>Limit</th> </tr> <tr> <th>[Hz]</th> <th>[Hz]</th> <th>[Hz]</th> <th>[Hz]</th> <th>[dBm]</th> <th>[dB]</th> </tr> </thead> <tbody> <tr> <td>30,000 M</td> <td>1,000 G</td> <td>1,000 M</td> <td>140,822500 M</td> <td>-41.91</td> <td>-28.91</td> </tr> <tr> <td>1,000 G</td> <td>1,845 G</td> <td>1,000 M</td> <td>1,257165 G</td> <td>-41.13</td> <td>-28.13</td> </tr> <tr> <td>1,915 G</td> <td>3,000 G</td> <td>1,000 M</td> <td>2,962296 G</td> <td>-39.39</td> <td>-26.39</td> </tr> <tr> <td>3,000 G</td> <td>7,000 G</td> <td>1,000 M</td> <td>3,853000 G</td> <td>-36.82</td> <td>-23.82</td> </tr> <tr> <td>7,000 G</td> <td>13,600 G</td> <td>1,000 M</td> <td>10,236475 G</td> <td>-34.55</td> <td>-21.55</td> </tr> <tr> <td>13,600 G</td> <td>19,100 G</td> <td>1,000 M</td> <td>15,356683 G</td> <td>-25.19</td> <td>-12.19</td> </tr> </tbody> </table> <p>Date: 8.MAY.2020 16:30:10</p>	Start	Stop	RBW	Freq	Power	Limit	[Hz]	[Hz]	[Hz]	[Hz]	[dBm]	[dB]	30,000 M	1,000 G	1,000 M	140,822500 M	-41.91	-28.91	1,000 G	1,845 G	1,000 M	1,257165 G	-41.13	-28.13	1,915 G	3,000 G	1,000 M	2,962296 G	-39.39	-26.39	3,000 G	7,000 G	1,000 M	3,853000 G	-36.82	-23.82	7,000 G	13,600 G	1,000 M	10,236475 G	-34.55	-21.55	13,600 G	19,100 G	1,000 M	15,356683 G	-25.19	-12.19
Start	Stop	RBW	Freq	Power	Limit																																																																																						
[Hz]	[Hz]	[Hz]	[Hz]	[dBm]	[dB]																																																																																						
30,000 M	820,000 M	1,000 M	801,237500 M	-44.00	-31.00																																																																																						
855,000 M	1,000 G	1,000 M	908,820000 M	-42.76	-29.76																																																																																						
1,000 G	3,000 G	1,000 M	2,975000 G	-41.74	-28.74																																																																																						
3,000 G	7,000 G	1,000 M	5,222000 G	-38.62	-25.62																																																																																						
7,000 G	9,000 G	1,000 M	7,869500 G	-36.28	-23.28																																																																																						
Start	Stop	RBW	Freq	Power	Limit																																																																																						
[Hz]	[Hz]	[Hz]	[Hz]	[dBm]	[dB]																																																																																						
30,000 M	1,000 G	1,000 M	140,822500 M	-41.91	-28.91																																																																																						
1,000 G	1,845 G	1,000 M	1,257165 G	-41.13	-28.13																																																																																						
1,915 G	3,000 G	1,000 M	2,962296 G	-39.39	-26.39																																																																																						
3,000 G	7,000 G	1,000 M	3,853000 G	-36.82	-23.82																																																																																						
7,000 G	13,600 G	1,000 M	10,236475 G	-34.55	-21.55																																																																																						
13,600 G	19,100 G	1,000 M	15,356683 G	-25.19	-12.19																																																																																						
<p align="center"><b>Highest Channel</b></p>	<p align="center"><b>Highest Channel</b></p>																																																																																										
 <table border="1" data-bbox="239 1680 638 1769"> <thead> <tr> <th>Start</th> <th>Stop</th> <th>RBW</th> <th>Freq</th> <th>Power</th> <th>Limit</th> </tr> <tr> <th>[Hz]</th> <th>[Hz]</th> <th>[Hz]</th> <th>[Hz]</th> <th>[dBm]</th> <th>[dB]</th> </tr> </thead> <tbody> <tr> <td>30,000 M</td> <td>820,000 M</td> <td>1,000 M</td> <td>818,062500 M</td> <td>-44.04</td> <td>-31.04</td> </tr> <tr> <td>855,000 M</td> <td>1,000 G</td> <td>1,000 M</td> <td>883,746250 M</td> <td>-42.60</td> <td>-29.60</td> </tr> <tr> <td>1,000 G</td> <td>3,000 G</td> <td>1,000 M</td> <td>2,993000 G</td> <td>-41.62</td> <td>-28.62</td> </tr> <tr> <td>3,000 G</td> <td>7,000 G</td> <td>1,000 M</td> <td>4,036000 G</td> <td>-38.45</td> <td>-25.45</td> </tr> <tr> <td>7,000 G</td> <td>9,000 G</td> <td>1,000 M</td> <td>8,361500 G</td> <td>-35.79</td> <td>-22.79</td> </tr> </tbody> </table> <p>Date: 8.MAY.2020 17:03:39</p>	Start	Stop	RBW	Freq	Power	Limit	[Hz]	[Hz]	[Hz]	[Hz]	[dBm]	[dB]	30,000 M	820,000 M	1,000 M	818,062500 M	-44.04	-31.04	855,000 M	1,000 G	1,000 M	883,746250 M	-42.60	-29.60	1,000 G	3,000 G	1,000 M	2,993000 G	-41.62	-28.62	3,000 G	7,000 G	1,000 M	4,036000 G	-38.45	-25.45	7,000 G	9,000 G	1,000 M	8,361500 G	-35.79	-22.79	 <table border="1" data-bbox="877 1680 1276 1769"> <thead> <tr> <th>Start</th> <th>Stop</th> <th>RBW</th> <th>Freq</th> <th>Power</th> <th>Limit</th> </tr> <tr> <th>[Hz]</th> <th>[Hz]</th> <th>[Hz]</th> <th>[Hz]</th> <th>[dBm]</th> <th>[dB]</th> </tr> </thead> <tbody> <tr> <td>30,000 M</td> <td>1,000 G</td> <td>1,000 M</td> <td>875,840000 M</td> <td>-41.71</td> <td>-28.71</td> </tr> <tr> <td>1,000 G</td> <td>1,845 G</td> <td>1,000 M</td> <td>1,047743 G</td> <td>-41.13</td> <td>-28.13</td> </tr> <tr> <td>1,915 G</td> <td>3,000 G</td> <td>1,000 M</td> <td>1,953271 G</td> <td>-29.81</td> <td>-16.81</td> </tr> <tr> <td>3,000 G</td> <td>7,000 G</td> <td>1,000 M</td> <td>5,197000 G</td> <td>-36.82</td> <td>-23.82</td> </tr> <tr> <td>7,000 G</td> <td>13,600 G</td> <td>1,000 M</td> <td>10,229875 G</td> <td>-34.47</td> <td>-21.47</td> </tr> <tr> <td>13,600 G</td> <td>19,100 G</td> <td>1,000 M</td> <td>15,238750 G</td> <td>-25.19</td> <td>-12.19</td> </tr> </tbody> </table> <p>Date: 8.MAY.2020 16:31:03</p>	Start	Stop	RBW	Freq	Power	Limit	[Hz]	[Hz]	[Hz]	[Hz]	[dBm]	[dB]	30,000 M	1,000 G	1,000 M	875,840000 M	-41.71	-28.71	1,000 G	1,845 G	1,000 M	1,047743 G	-41.13	-28.13	1,915 G	3,000 G	1,000 M	1,953271 G	-29.81	-16.81	3,000 G	7,000 G	1,000 M	5,197000 G	-36.82	-23.82	7,000 G	13,600 G	1,000 M	10,229875 G	-34.47	-21.47	13,600 G	19,100 G	1,000 M	15,238750 G	-25.19	-12.19
Start	Stop	RBW	Freq	Power	Limit																																																																																						
[Hz]	[Hz]	[Hz]	[Hz]	[dBm]	[dB]																																																																																						
30,000 M	820,000 M	1,000 M	818,062500 M	-44.04	-31.04																																																																																						
855,000 M	1,000 G	1,000 M	883,746250 M	-42.60	-29.60																																																																																						
1,000 G	3,000 G	1,000 M	2,993000 G	-41.62	-28.62																																																																																						
3,000 G	7,000 G	1,000 M	4,036000 G	-38.45	-25.45																																																																																						
7,000 G	9,000 G	1,000 M	8,361500 G	-35.79	-22.79																																																																																						
Start	Stop	RBW	Freq	Power	Limit																																																																																						
[Hz]	[Hz]	[Hz]	[Hz]	[dBm]	[dB]																																																																																						
30,000 M	1,000 G	1,000 M	875,840000 M	-41.71	-28.71																																																																																						
1,000 G	1,845 G	1,000 M	1,047743 G	-41.13	-28.13																																																																																						
1,915 G	3,000 G	1,000 M	1,953271 G	-29.81	-16.81																																																																																						
3,000 G	7,000 G	1,000 M	5,197000 G	-36.82	-23.82																																																																																						
7,000 G	13,600 G	1,000 M	10,229875 G	-34.47	-21.47																																																																																						
13,600 G	19,100 G	1,000 M	15,238750 G	-25.19	-12.19																																																																																						



WCDMA Band IV (RMC 12.2Kbps)

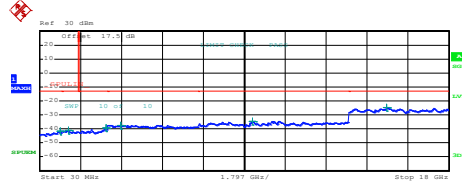
Lowest Channel



Start [MHz]	Stop [MHz]	RBW [Hz]	Freq [MHz]	PwrAbls [dBm]	Δ Limit [dB]
30.000 M	1.000 G	1.00 M	972.840000 M	-41.42	-28.42
1.000 G	1.700 G	1.00 M	1.704471 G	-32.05	-19.05
1.700 G	3.000 G	1.00 M	2.867320 G	-39.73	-26.73
3.000 G	7.000 G	1.00 M	3.094000 G	-37.13	-24.13
7.000 G	13.600 G	1.00 M	10.223625 G	-34.40	-21.40
13.600 G	18.000 G	1.00 M	15.330950 G	-24.47	-11.47

Date: 8.MAY.2020 16:46:34

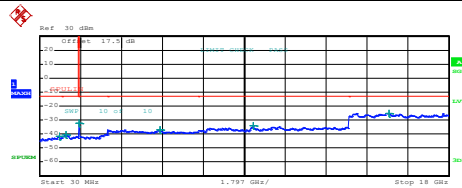
Middle Channel



Start [MHz]	Stop [MHz]	RBW [Hz]	Freq [MHz]	PwrAbls [dBm]	Δ Limit [dB]
30.000 M	1.000 G	1.00 M	929.675000 M	-41.84	-28.84
1.000 G	1.700 G	1.00 M	1.291165 G	-41.03	-28.03
1.700 G	3.000 G	1.00 M	2.951950 G	-39.56	-26.56
3.000 G	7.000 G	1.00 M	3.1601000 G	-37.29	-24.29
7.000 G	13.600 G	1.00 M	9.376000 G	-34.46	-21.46
13.600 G	18.000 G	1.00 M	15.254400 G	-24.93	-11.93

Date: 8.MAY.2020 16:47:26

Highest Channel



Start [MHz]	Stop [MHz]	RBW [Hz]	Freq [MHz]	PwrAbls [dBm]	Δ Limit [dB]
30.000 M	1.000 G	1.00 M	893.057500 M	-41.73	-28.73
1.000 G	1.700 G	1.00 M	1.171491 G	-40.23	-27.23
1.700 G	3.000 G	1.00 M	1.760600 G	-32.53	-19.53
3.000 G	7.000 G	1.00 M	5.304000 G	-37.09	-24.09
7.000 G	13.600 G	1.00 M	9.406525 G	-34.15	-21.15
13.600 G	18.000 G	1.00 M	13.967500 G	-25.00	-12.00

Date: 8.MAY.2020 16:48:20



**Frequency Stability**

Test Conditions	Middle Channel	WCDMA Band V (RMC 12.2Kbps)	Limit
Temperature (°C)	Voltage (Volt)	Deviation (ppm)	2.5ppm
50	Normal Voltage	0.0012	PASS
40	Normal Voltage	0.0012	
30	Normal Voltage	0.0000	
20(Ref.)	Normal Voltage	0.0000	
10	Normal Voltage	0.0143	
0	Normal Voltage	0.0132	
-10	Normal Voltage	0.0167	
-20	Normal Voltage	0.0120	
-30	Normal Voltage	0.0155	
20	Maximum Voltage	0.0000	
20	Normal Voltage	0.0000	
20	Battery End Point	0.0000	

Test Conditions	Middle Channel	WCDMA Band II (RMC 12.2Kbps)	Limit
Temperature (°C)	Voltage (Volt)	Deviation (ppm)	Note 2.
50	Normal Voltage	0.0021	PASS
40	Normal Voltage	0.0021	
30	Normal Voltage	0.0011	
20(Ref.)	Normal Voltage	0.0000	
10	Normal Voltage	0.0011	
0	Normal Voltage	0.0000	
-10	Normal Voltage	0.0016	
-20	Normal Voltage	0.0021	
-30	Normal Voltage	0.0005	
20	Maximum Voltage	0.0021	
20	Normal Voltage	0.0000	
20	Battery End Point	0.0005	



Test Conditions Temperature (°C)	Middle Channel Voltage (Volt)	WCDMA Band IV (RMC 12.2Kbps)	Limit Note 2.
		Deviation (ppm)	Result
50	Normal Voltage	0.0052	PASS
40	Normal Voltage	0.0029	
30	Normal Voltage	0.0023	
20(Ref.)	Normal Voltage	0.0000	
10	Normal Voltage	0.0012	
0	Normal Voltage	0.0063	
-10	Normal Voltage	0.0156	
-20	Normal Voltage	0.0063	
-30	Normal Voltage	0.0156	
20	Maximum Voltage	0.0006	
20	Normal Voltage	0.0000	
20	Battery End Point	0.0000	

**Note:**

1. Normal Voltage = 3.87V. ; Battery End Point (BEP) = 3.49 V. ; Maximum Voltage =4.45 V
2. The frequency fundamental emissions stay within the authorized frequency block.



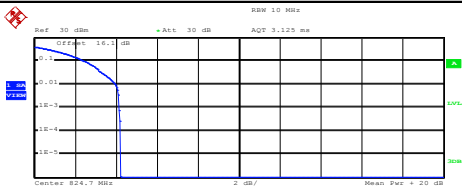
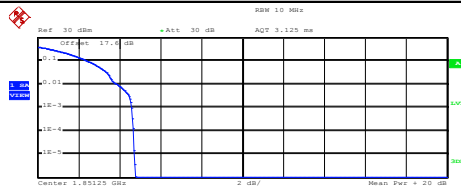
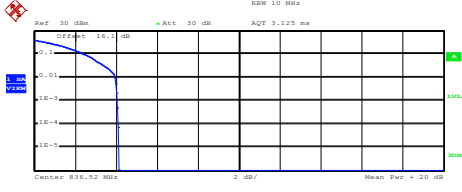
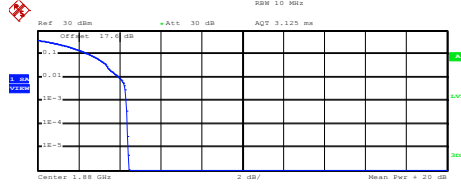
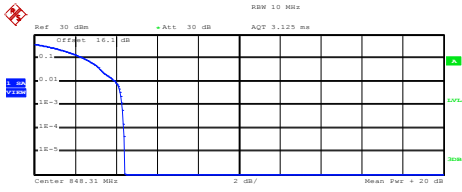
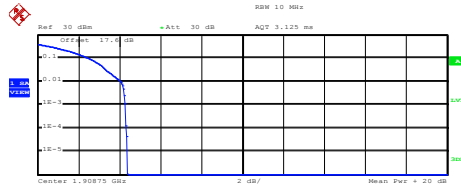


### A3. CDMA

#### Peak-to-Average Ratio

Mode	CDMA BC0	CDMA BC1	Limit: 13dB
Mod.	1xEV-DO Rev. 0	1xEV-DO Rev. 0	Result
Lowest CH	4.16	4.60	PASS
Middle CH	4.08	4.32	
Highest CH	4.28	4.28	



CDMA BC0 (1xEV-DO Rev. 0)	CDMA BC1 (1xEV-DO Rev. 0)
<p align="center"><b>Lowest Channel</b></p>  <p>Center 824.7 MHz    2 dB/    Mean Pwr + 20 dB</p> <p>Complementary Cumulative Distribution Function (100000 samples)</p> <p>Trace 1</p> <p>Mean 22.14 dBm Peak 26.37 dBm Crest 4.23 dB</p> <p>10 % 2.48 dB 1 % 3.96 dB .1 % 4.16 dB .01 % 4.24 dB</p> <p>Date: 8.MAY.2020 17:58:25</p>	<p align="center"><b>Lowest Channel</b></p>  <p>Center 1.85125 GHz    2 dB/    Mean Pwr + 20 dB</p> <p>Complementary Cumulative Distribution Function (100000 samples)</p> <p>Trace 1</p> <p>Mean 21.18 dBm Peak 25.94 dBm Crest 4.76 dB</p> <p>10 % 2.48 dB 1 % 3.92 dB .1 % 4.60 dB .01 % 4.68 dB</p> <p>Date: 8.MAY.2020 19:15:59</p>
<p align="center"><b>Middle Channel</b></p>  <p>Center 836.52 MHz    2 dB/    Mean Pwr + 20 dB</p> <p>Complementary Cumulative Distribution Function (100000 samples)</p> <p>Trace 1</p> <p>Mean 23.06 dBm Peak 27.21 dBm Crest 4.15 dB</p> <p>10 % 2.48 dB 1 % 3.96 dB .1 % 4.08 dB .01 % 4.12 dB</p> <p>Date: 8.MAY.2020 17:58:41</p>	<p align="center"><b>Middle Channel</b></p>  <p>Center 1.88 GHz    2 dB/    Mean Pwr + 20 dB</p> <p>Complementary Cumulative Distribution Function (100000 samples)</p> <p>Trace 1</p> <p>Mean 21.97 dBm Peak 26.44 dBm Crest 4.46 dB</p> <p>10 % 2.52 dB 1 % 4.00 dB .1 % 4.32 dB .01 % 4.40 dB</p> <p>Date: 8.MAY.2020 19:16:18</p>
<p align="center"><b>Highest Channel</b></p>  <p>Center 848.31 MHz    2 dB/    Mean Pwr + 20 dB</p> <p>Complementary Cumulative Distribution Function (100000 samples)</p> <p>Trace 1</p> <p>Mean 22.88 dBm Peak 27.29 dBm Crest 4.41 dB</p> <p>10 % 2.44 dB 1 % 3.96 dB .1 % 4.28 dB .01 % 4.40 dB</p> <p>Date: 8.MAY.2020 17:59:04</p>	<p align="center"><b>Highest Channel</b></p>  <p>Center 1.90875 GHz    2 dB/    Mean Pwr + 20 dB</p> <p>Complementary Cumulative Distribution Function (100000 samples)</p> <p>Trace 1</p> <p>Mean 22.97 dBm Peak 27.36 dBm Crest 4.38 dB</p> <p>10 % 2.52 dB 1 % 4.08 dB .1 % 4.28 dB .01 % 4.32 dB</p> <p>Date: 8.MAY.2020 19:16:39</p>



**26dB Bandwidth**

Mode	CDMA BC0 26dB BW (MHz)	CDMA BC1 26dB BW (MHz)
Mod.	1xEV-DO Rev. 0	1xEV-DO Rev. 0
Lowest CH	1.43	1.43
Middle CH	1.43	1.43
Highest CH	1.42	1.42

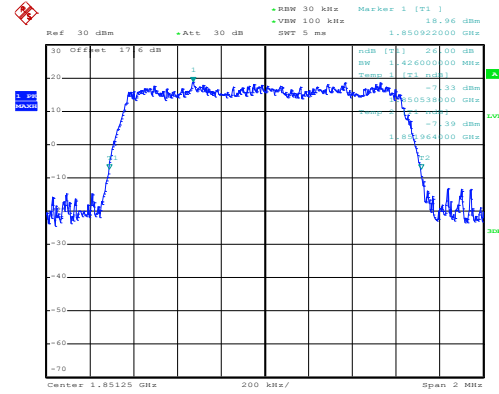
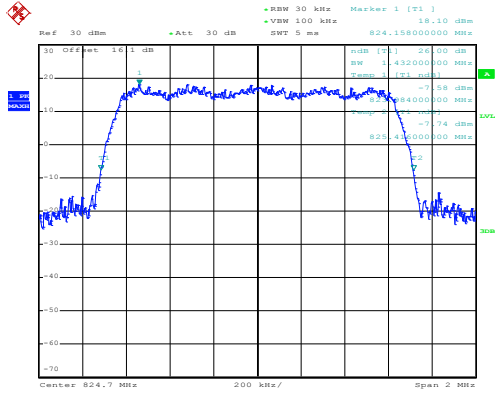


CDMA BC0 (1xEV-DO Rev. 0)

CDMA BC1 (1xEV-DO Rev. 0)

Lowest Channel

Lowest Channel

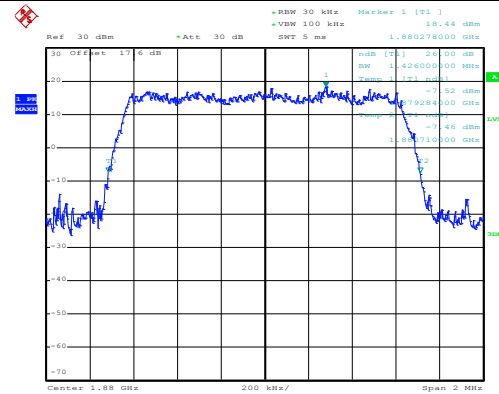
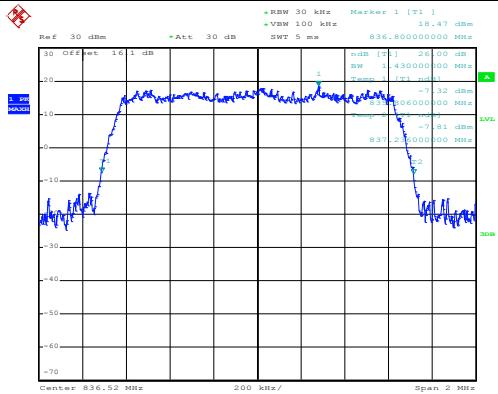


Date: 8.MAY.2020 17:53:31

Date: 8.MAY.2020 19:11:00

Middle Channel

Middle Channel

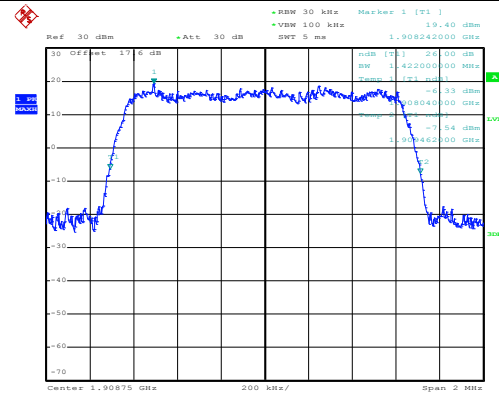
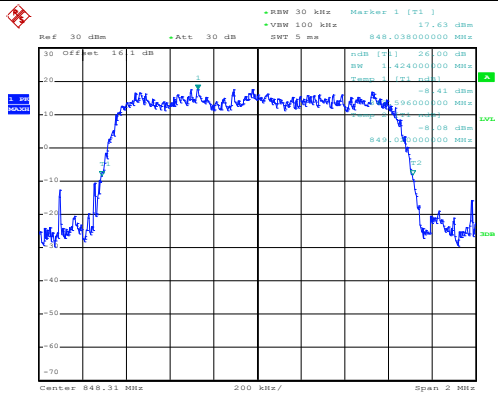


Date: 8.MAY.2020 17:54:23

Date: 8.MAY.2020 19:11:38

Highest Channel

Highest Channel



Date: 8.MAY.2020 17:54:59

Date: 8.MAY.2020 19:12:22



### Occupied Bandwidth

Mode	CDMA BC0 99% OBW (MHz)	CDMA BC1 99% OBW (MHz)
Mod.	1xEV-DO Rev. 0	1xEV-DO Rev. 0
Lowest CH	1.28	1.28
Middle CH	1.28	1.28
Highest CH	1.28	1.28



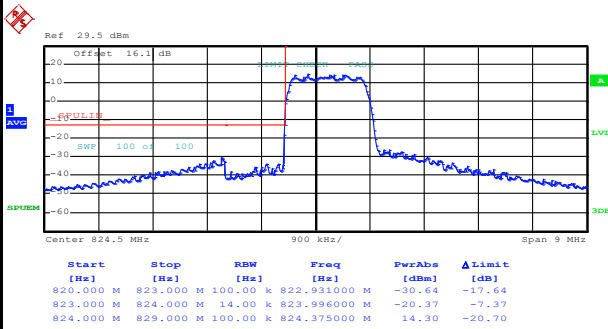
CDMA BC0 (1xEV-DO Rev. 0)	CDMA BC1 (1xEV-DO Rev. 0)
<p align="center"><b>Lowest Channel</b></p> <p>Date: 8.MAY.2020 17:59:42</p>	<p align="center"><b>Lowest Channel</b></p> <p>Date: 8.MAY.2020 19:17:30</p>
<p align="center"><b>Middle Channel</b></p> <p>Date: 8.MAY.2020 18:00:14</p>	<p align="center"><b>Middle Channel</b></p> <p>Date: 8.MAY.2020 19:18:02</p>
<p align="center"><b>Highest Channel</b></p> <p>Date: 8.MAY.2020 18:00:43</p>	<p align="center"><b>Highest Channel</b></p> <p>Date: 8.MAY.2020 19:18:41</p>



# Conducted Band Edge

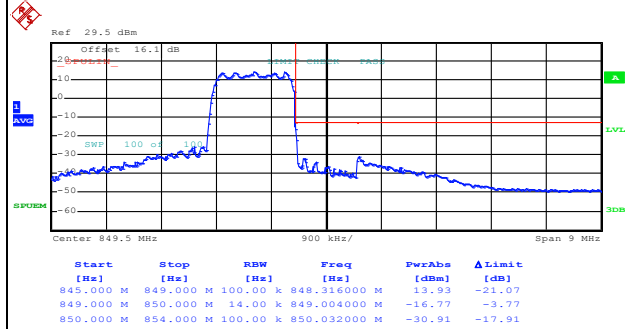
## CDMA BC0 (1xEV-DO Rev. 0)

### Lowest Band Edge



Date: 8.MAY.2020 18:03:37

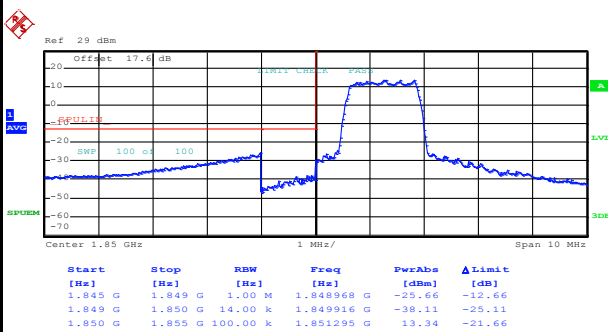
### Highest Band Edge



Date: 8.MAY.2020 18:33:44

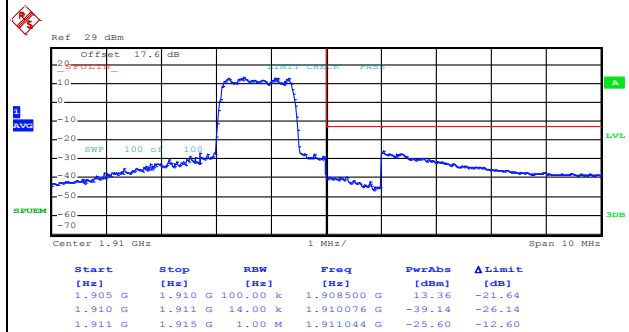
## CDMA BC1 (1xEV-DO Rev. 0)

### Lowest Band Edge



Date: 8.MAY.2020 19:21:45

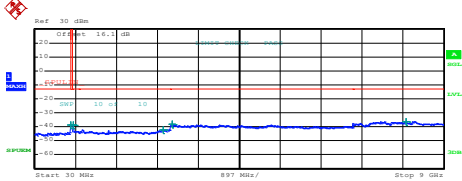
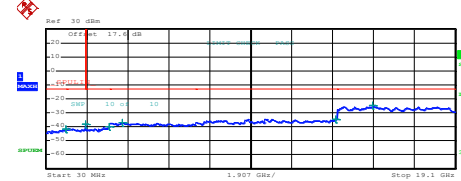
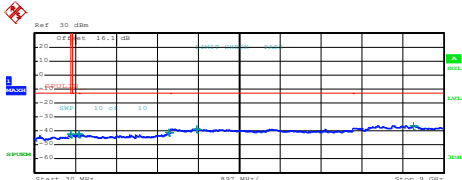
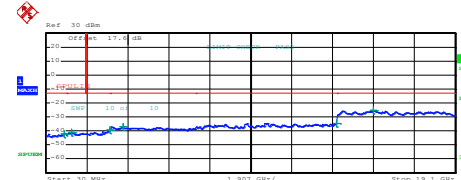
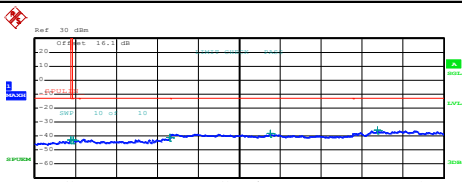
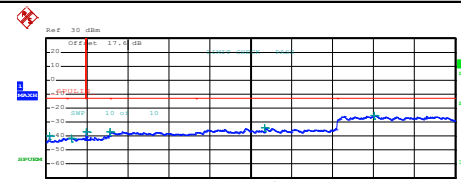
### Highest Band Edge



Date: 8.MAY.2020 19:24:46



# Conducted Spurious Emission

CDMA BC0 (1xEV-DO Rev. 0)	CDMA BC1 (1xEV-DO Rev. 0)																																																																																										
<p align="center"><b>Lowest Channel</b></p>	<p align="center"><b>Lowest Channel</b></p>																																																																																										
 <table border="1" data-bbox="239 660 718 739"> <thead> <tr> <th>Start</th> <th>Stop</th> <th>RBW</th> <th>Freq</th> <th>Power</th> <th>Limit</th> </tr> <tr> <th>[Hz]</th> <th>[Hz]</th> <th>[Hz]</th> <th>[Hz]</th> <th>[dBm]</th> <th>[dB]</th> </tr> </thead> <tbody> <tr> <td>30,000 M</td> <td>820,000 M</td> <td>1,000 M</td> <td>819,605000 M</td> <td>-18.56</td> <td>-25.50</td> </tr> <tr> <td>855,000 M</td> <td>1,000 G</td> <td>1,000 G</td> <td>869,717501 M</td> <td>-38.57</td> <td>-25.57</td> </tr> <tr> <td>1,000 G</td> <td>3,000 G</td> <td>1,000 M</td> <td>2,054000 G</td> <td>-43.86</td> <td>-28.98</td> </tr> <tr> <td>3,000 G</td> <td>7,000 G</td> <td>1,000 M</td> <td>3,037000 G</td> <td>-38.24</td> <td>-25.24</td> </tr> <tr> <td>7,000 G</td> <td>9,000 G</td> <td>1,000 M</td> <td>8,171500 G</td> <td>-36.30</td> <td>-23.30</td> </tr> </tbody> </table> <p>Date: 8.MAY.2020 17:56:17</p>	Start	Stop	RBW	Freq	Power	Limit	[Hz]	[Hz]	[Hz]	[Hz]	[dBm]	[dB]	30,000 M	820,000 M	1,000 M	819,605000 M	-18.56	-25.50	855,000 M	1,000 G	1,000 G	869,717501 M	-38.57	-25.57	1,000 G	3,000 G	1,000 M	2,054000 G	-43.86	-28.98	3,000 G	7,000 G	1,000 M	3,037000 G	-38.24	-25.24	7,000 G	9,000 G	1,000 M	8,171500 G	-36.30	-23.30	 <table border="1" data-bbox="877 660 1356 739"> <thead> <tr> <th>Start</th> <th>Stop</th> <th>RBW</th> <th>Freq</th> <th>Power</th> <th>Limit</th> </tr> <tr> <th>[Hz]</th> <th>[Hz]</th> <th>[Hz]</th> <th>[Hz]</th> <th>[dBm]</th> <th>[dB]</th> </tr> </thead> <tbody> <tr> <td>30,000 M</td> <td>1,000 G</td> <td>1,000 M</td> <td>927,977500 M</td> <td>-41.79</td> <td>-28.79</td> </tr> <tr> <td>1,000 G</td> <td>1,845 G</td> <td>1,000 M</td> <td>1,843944 G</td> <td>-38.24</td> <td>-25.24</td> </tr> <tr> <td>1,845 G</td> <td>3,000 G</td> <td>1,000 M</td> <td>2,992396 G</td> <td>-39.77</td> <td>-26.77</td> </tr> <tr> <td>3,000 G</td> <td>7,000 G</td> <td>1,000 M</td> <td>3,580000 G</td> <td>-37.10</td> <td>-24.10</td> </tr> <tr> <td>7,000 G</td> <td>13,600 G</td> <td>1,000 M</td> <td>13,532350 G</td> <td>-34.45</td> <td>-21.45</td> </tr> <tr> <td>13,600 G</td> <td>19,100 G</td> <td>1,000 M</td> <td>13,236875 G</td> <td>-24.76</td> <td>-11.76</td> </tr> </tbody> </table> <p>Date: 8.MAY.2020 19:13:31</p>	Start	Stop	RBW	Freq	Power	Limit	[Hz]	[Hz]	[Hz]	[Hz]	[dBm]	[dB]	30,000 M	1,000 G	1,000 M	927,977500 M	-41.79	-28.79	1,000 G	1,845 G	1,000 M	1,843944 G	-38.24	-25.24	1,845 G	3,000 G	1,000 M	2,992396 G	-39.77	-26.77	3,000 G	7,000 G	1,000 M	3,580000 G	-37.10	-24.10	7,000 G	13,600 G	1,000 M	13,532350 G	-34.45	-21.45	13,600 G	19,100 G	1,000 M	13,236875 G	-24.76	-11.76
Start	Stop	RBW	Freq	Power	Limit																																																																																						
[Hz]	[Hz]	[Hz]	[Hz]	[dBm]	[dB]																																																																																						
30,000 M	820,000 M	1,000 M	819,605000 M	-18.56	-25.50																																																																																						
855,000 M	1,000 G	1,000 G	869,717501 M	-38.57	-25.57																																																																																						
1,000 G	3,000 G	1,000 M	2,054000 G	-43.86	-28.98																																																																																						
3,000 G	7,000 G	1,000 M	3,037000 G	-38.24	-25.24																																																																																						
7,000 G	9,000 G	1,000 M	8,171500 G	-36.30	-23.30																																																																																						
Start	Stop	RBW	Freq	Power	Limit																																																																																						
[Hz]	[Hz]	[Hz]	[Hz]	[dBm]	[dB]																																																																																						
30,000 M	1,000 G	1,000 M	927,977500 M	-41.79	-28.79																																																																																						
1,000 G	1,845 G	1,000 M	1,843944 G	-38.24	-25.24																																																																																						
1,845 G	3,000 G	1,000 M	2,992396 G	-39.77	-26.77																																																																																						
3,000 G	7,000 G	1,000 M	3,580000 G	-37.10	-24.10																																																																																						
7,000 G	13,600 G	1,000 M	13,532350 G	-34.45	-21.45																																																																																						
13,600 G	19,100 G	1,000 M	13,236875 G	-24.76	-11.76																																																																																						
<p align="center"><b>Middle Channel</b></p>	<p align="center"><b>Middle Channel</b></p>																																																																																										
 <table border="1" data-bbox="239 1176 718 1254"> <thead> <tr> <th>Start</th> <th>Stop</th> <th>RBW</th> <th>Freq</th> <th>Power</th> <th>Limit</th> </tr> <tr> <th>[Hz]</th> <th>[Hz]</th> <th>[Hz]</th> <th>[Hz]</th> <th>[dBm]</th> <th>[dB]</th> </tr> </thead> <tbody> <tr> <td>30,000 M</td> <td>820,000 M</td> <td>1,000 M</td> <td>819,605000 M</td> <td>-42.40</td> <td>-29.40</td> </tr> <tr> <td>855,000 M</td> <td>1,000 G</td> <td>1,000 M</td> <td>999,057510 M</td> <td>-42.26</td> <td>-29.26</td> </tr> <tr> <td>1,000 G</td> <td>3,000 G</td> <td>1,000 M</td> <td>2,963000 G</td> <td>-41.32</td> <td>-28.32</td> </tr> <tr> <td>3,000 G</td> <td>7,000 G</td> <td>1,000 M</td> <td>3,038400 G</td> <td>-38.51</td> <td>-25.51</td> </tr> <tr> <td>7,000 G</td> <td>9,000 G</td> <td>1,000 M</td> <td>8,331500 G</td> <td>-36.21</td> <td>-23.21</td> </tr> </tbody> </table> <p>Date: 8.MAY.2020 17:57:10</p>	Start	Stop	RBW	Freq	Power	Limit	[Hz]	[Hz]	[Hz]	[Hz]	[dBm]	[dB]	30,000 M	820,000 M	1,000 M	819,605000 M	-42.40	-29.40	855,000 M	1,000 G	1,000 M	999,057510 M	-42.26	-29.26	1,000 G	3,000 G	1,000 M	2,963000 G	-41.32	-28.32	3,000 G	7,000 G	1,000 M	3,038400 G	-38.51	-25.51	7,000 G	9,000 G	1,000 M	8,331500 G	-36.21	-23.21	 <table border="1" data-bbox="877 1176 1356 1254"> <thead> <tr> <th>Start</th> <th>Stop</th> <th>RBW</th> <th>Freq</th> <th>Power</th> <th>Limit</th> </tr> <tr> <th>[Hz]</th> <th>[Hz]</th> <th>[Hz]</th> <th>[Hz]</th> <th>[dBm]</th> <th>[dB]</th> </tr> </thead> <tbody> <tr> <td>30,000 M</td> <td>1,000 G</td> <td>1,000 M</td> <td>877,230000 M</td> <td>-41.90</td> <td>-28.90</td> </tr> <tr> <td>1,000 G</td> <td>1,845 G</td> <td>1,000 M</td> <td>1,230896 G</td> <td>-40.84</td> <td>-27.84</td> </tr> <tr> <td>1,845 G</td> <td>3,000 G</td> <td>1,000 M</td> <td>2,997830 G</td> <td>-39.10</td> <td>-26.10</td> </tr> <tr> <td>3,000 G</td> <td>7,000 G</td> <td>1,000 M</td> <td>3,630000 G</td> <td>-36.79</td> <td>-23.79</td> </tr> <tr> <td>7,000 G</td> <td>13,600 G</td> <td>1,000 M</td> <td>13,560400 G</td> <td>-34.57</td> <td>-21.57</td> </tr> <tr> <td>13,600 G</td> <td>19,100 G</td> <td>1,000 M</td> <td>13,300188 G</td> <td>-25.15</td> <td>-12.15</td> </tr> </tbody> </table> <p>Date: 8.MAY.2020 19:14:32</p>	Start	Stop	RBW	Freq	Power	Limit	[Hz]	[Hz]	[Hz]	[Hz]	[dBm]	[dB]	30,000 M	1,000 G	1,000 M	877,230000 M	-41.90	-28.90	1,000 G	1,845 G	1,000 M	1,230896 G	-40.84	-27.84	1,845 G	3,000 G	1,000 M	2,997830 G	-39.10	-26.10	3,000 G	7,000 G	1,000 M	3,630000 G	-36.79	-23.79	7,000 G	13,600 G	1,000 M	13,560400 G	-34.57	-21.57	13,600 G	19,100 G	1,000 M	13,300188 G	-25.15	-12.15
Start	Stop	RBW	Freq	Power	Limit																																																																																						
[Hz]	[Hz]	[Hz]	[Hz]	[dBm]	[dB]																																																																																						
30,000 M	820,000 M	1,000 M	819,605000 M	-42.40	-29.40																																																																																						
855,000 M	1,000 G	1,000 M	999,057510 M	-42.26	-29.26																																																																																						
1,000 G	3,000 G	1,000 M	2,963000 G	-41.32	-28.32																																																																																						
3,000 G	7,000 G	1,000 M	3,038400 G	-38.51	-25.51																																																																																						
7,000 G	9,000 G	1,000 M	8,331500 G	-36.21	-23.21																																																																																						
Start	Stop	RBW	Freq	Power	Limit																																																																																						
[Hz]	[Hz]	[Hz]	[Hz]	[dBm]	[dB]																																																																																						
30,000 M	1,000 G	1,000 M	877,230000 M	-41.90	-28.90																																																																																						
1,000 G	1,845 G	1,000 M	1,230896 G	-40.84	-27.84																																																																																						
1,845 G	3,000 G	1,000 M	2,997830 G	-39.10	-26.10																																																																																						
3,000 G	7,000 G	1,000 M	3,630000 G	-36.79	-23.79																																																																																						
7,000 G	13,600 G	1,000 M	13,560400 G	-34.57	-21.57																																																																																						
13,600 G	19,100 G	1,000 M	13,300188 G	-25.15	-12.15																																																																																						
<p align="center"><b>Highest Channel</b></p>	<p align="center"><b>Highest Channel</b></p>																																																																																										
 <table border="1" data-bbox="239 1691 718 1769"> <thead> <tr> <th>Start</th> <th>Stop</th> <th>RBW</th> <th>Freq</th> <th>Power</th> <th>Limit</th> </tr> <tr> <th>[Hz]</th> <th>[Hz]</th> <th>[Hz]</th> <th>[Hz]</th> <th>[dBm]</th> <th>[dB]</th> </tr> </thead> <tbody> <tr> <td>30,000 M</td> <td>820,000 M</td> <td>1,000 M</td> <td>813,285000 M</td> <td>-43.09</td> <td>-30.09</td> </tr> <tr> <td>855,000 M</td> <td>1,000 G</td> <td>1,000 M</td> <td>867,943251 M</td> <td>-42.58</td> <td>-29.58</td> </tr> <tr> <td>1,000 G</td> <td>3,000 G</td> <td>1,000 M</td> <td>2,999000 G</td> <td>-41.24</td> <td>-28.24</td> </tr> <tr> <td>3,000 G</td> <td>7,000 G</td> <td>1,000 M</td> <td>3,188000 G</td> <td>-37.94</td> <td>-24.94</td> </tr> <tr> <td>7,000 G</td> <td>9,000 G</td> <td>1,000 M</td> <td>7,544000 G</td> <td>-36.08</td> <td>-23.08</td> </tr> </tbody> </table> <p>Date: 8.MAY.2020 17:58:00</p>	Start	Stop	RBW	Freq	Power	Limit	[Hz]	[Hz]	[Hz]	[Hz]	[dBm]	[dB]	30,000 M	820,000 M	1,000 M	813,285000 M	-43.09	-30.09	855,000 M	1,000 G	1,000 M	867,943251 M	-42.58	-29.58	1,000 G	3,000 G	1,000 M	2,999000 G	-41.24	-28.24	3,000 G	7,000 G	1,000 M	3,188000 G	-37.94	-24.94	7,000 G	9,000 G	1,000 M	7,544000 G	-36.08	-23.08	 <table border="1" data-bbox="877 1691 1356 1769"> <thead> <tr> <th>Start</th> <th>Stop</th> <th>RBW</th> <th>Freq</th> <th>Power</th> <th>Limit</th> </tr> <tr> <th>[Hz]</th> <th>[Hz]</th> <th>[Hz]</th> <th>[Hz]</th> <th>[dBm]</th> <th>[dB]</th> </tr> </thead> <tbody> <tr> <td>30,000 M</td> <td>1,000 G</td> <td>1,000 M</td> <td>170,650000 M</td> <td>-40.00</td> <td>-27.00</td> </tr> <tr> <td>1,000 G</td> <td>1,845 G</td> <td>1,000 M</td> <td>1,206180 G</td> <td>-41.49</td> <td>-28.49</td> </tr> <tr> <td>1,845 G</td> <td>3,000 G</td> <td>1,000 M</td> <td>3,933514 G</td> <td>-36.78</td> <td>-23.78</td> </tr> <tr> <td>3,000 G</td> <td>7,000 G</td> <td>1,000 M</td> <td>3,003000 G</td> <td>-36.91</td> <td>-23.91</td> </tr> <tr> <td>7,000 G</td> <td>13,600 G</td> <td>1,000 M</td> <td>10,224925 G</td> <td>-34.35</td> <td>-21.35</td> </tr> <tr> <td>13,600 G</td> <td>19,100 G</td> <td>1,000 M</td> <td>13,307750 G</td> <td>-25.04</td> <td>-12.04</td> </tr> </tbody> </table> <p>Date: 8.MAY.2020 19:15:33</p>	Start	Stop	RBW	Freq	Power	Limit	[Hz]	[Hz]	[Hz]	[Hz]	[dBm]	[dB]	30,000 M	1,000 G	1,000 M	170,650000 M	-40.00	-27.00	1,000 G	1,845 G	1,000 M	1,206180 G	-41.49	-28.49	1,845 G	3,000 G	1,000 M	3,933514 G	-36.78	-23.78	3,000 G	7,000 G	1,000 M	3,003000 G	-36.91	-23.91	7,000 G	13,600 G	1,000 M	10,224925 G	-34.35	-21.35	13,600 G	19,100 G	1,000 M	13,307750 G	-25.04	-12.04
Start	Stop	RBW	Freq	Power	Limit																																																																																						
[Hz]	[Hz]	[Hz]	[Hz]	[dBm]	[dB]																																																																																						
30,000 M	820,000 M	1,000 M	813,285000 M	-43.09	-30.09																																																																																						
855,000 M	1,000 G	1,000 M	867,943251 M	-42.58	-29.58																																																																																						
1,000 G	3,000 G	1,000 M	2,999000 G	-41.24	-28.24																																																																																						
3,000 G	7,000 G	1,000 M	3,188000 G	-37.94	-24.94																																																																																						
7,000 G	9,000 G	1,000 M	7,544000 G	-36.08	-23.08																																																																																						
Start	Stop	RBW	Freq	Power	Limit																																																																																						
[Hz]	[Hz]	[Hz]	[Hz]	[dBm]	[dB]																																																																																						
30,000 M	1,000 G	1,000 M	170,650000 M	-40.00	-27.00																																																																																						
1,000 G	1,845 G	1,000 M	1,206180 G	-41.49	-28.49																																																																																						
1,845 G	3,000 G	1,000 M	3,933514 G	-36.78	-23.78																																																																																						
3,000 G	7,000 G	1,000 M	3,003000 G	-36.91	-23.91																																																																																						
7,000 G	13,600 G	1,000 M	10,224925 G	-34.35	-21.35																																																																																						
13,600 G	19,100 G	1,000 M	13,307750 G	-25.04	-12.04																																																																																						





**Frequency Stability**

Test Conditions Temperature (°C)	Middle Channel Voltage (Volt)	CDMA BC0 (1xEV-DO Rev. 0)	Limit
		Deviation (ppm)	2.5ppm Result
50	Normal Voltage	0.0084	PASS
40	Normal Voltage	0.0012	
30	Normal Voltage	0.0036	
20(Ref.)	Normal Voltage	0.0000	
10	Normal Voltage	0.0048	
0	Normal Voltage	0.0012	
-10	Normal Voltage	0.0012	
-20	Normal Voltage	0.0012	
-30	Normal Voltage	0.0024	
20	Maximum Voltage	0.0024	
20	Normal Voltage	0.0000	
20	Battery End Point	0.0012	



Test Conditions Temperature (°C)	Middle Channel Voltage (Volt)	CDMA BC1 (1xEV-DO Rev. 0)	Limit Note 2.
		Deviation (ppm)	Result
50	Normal Voltage	0.0080	PASS
40	Normal Voltage	0.0016	
30	Normal Voltage	0.0027	
20(Ref.)	Normal Voltage	0.0000	
10	Normal Voltage	0.0016	
0	Normal Voltage	0.0011	
-10	Normal Voltage	0.0027	
-20	Normal Voltage	0.0059	
-30	Normal Voltage	0.0032	
20	Maximum Voltage	0.0011	
20	Normal Voltage	0.0000	
20	Battery End Point	0.0027	

**Note:**

- 1. Normal Voltage = 3.87 V. ; Battery End Point (BEP) = 3.49 V. ; Maximum Voltage =4.45 V.
- 2. The frequency fundamental emissions stay within the authorized frequency block.



## Appendix B. Test Results of ERP/EIRP and Radiated Test

### ERP/EIRP

#### <Primary Antenna>

Channel	Mode	Conducted		ERP	
		Power (dBm)	Power (Watts)	ERP(dBm)	ERP(W)
Lowest	GSM850	32.67	1.8493	27.32	0.5395
Middle	GPRS class 8	32.94	1.9679	27.59	0.5741
Highest	(GT - LC = -3.2 dB)	32.62	1.8281	27.27	0.5333
Lowest	GSM850	27.23	0.5284	21.88	0.1542
Middle	EDGE class 8	27.05	0.5070	21.70	0.1479
Highest	(GT - LC = -3.2 dB)	27.08	0.5105	21.73	0.1489
Lowest	WCDMA Band V	24.78	0.3006	19.43	0.0877
Middle	RMC 12.2Kbps	24.75	0.2985	19.40	0.0871
Highest	(GT - LC = -3.2 dB)	23.88	0.2443	18.53	0.0713
Lowest	CDMA BC0	24.71	0.2958	19.36	0.0863
Middle	1xRTT	24.73	0.2972	19.38	0.0867
Highest	(GT - LC = -3.2 dB)	24.04	0.2535	18.69	0.0740
Lowest	CDMA BC0	24.68	0.2938	19.33	0.0857
Middle	1xEV-DO	24.74	0.2979	19.39	0.0869
Highest	(GT - LC = -3.2 dB)	24.06	0.2547	18.71	0.0743
Limit	ERP < 7W	Result		PASS	

Channel	Mode	Conducted		EIRP	
		Power (dBm)	Power (Watts)	EIRP(dBm)	EIRP(W)
Lowest	GSM1900	30.07	1.0162	30.07	1.0162
Middle	GSM	30.28	1.0666	30.28	1.0666
Highest	(GT - LC = 0 dB)	30.09	1.0209	30.09	1.0209
Lowest	GSM1900	25.16	0.3281	25.16	0.3281
Middle	EDGE class 8	25.03	0.3184	25.03	0.3184
Highest	(GT - LC = 0 dB)	25.07	0.3214	25.07	0.3214
Lowest	WCDMA Band II	24.78	0.3006	24.78	0.3006
Middle	RMC 12.2Kbps	24.68	0.2938	24.68	0.2938
Highest	(GT - LC = 0 dB)	24.53	0.2838	24.53	0.2838
Lowest	CDMA BC1	24.66	0.2924	24.66	0.2924
Middle	1xRTT	24.70	0.2951	24.70	0.2951
Highest	(GT - LC = 0 dB)	24.58	0.2871	24.58	0.2871
Lowest	CDMA BC1	24.72	0.2965	24.72	0.2965
Middle	1xEV-DO	24.73	0.2972	24.73	0.2972
Highest	(GT - LC = 0 dB)	24.48	0.2805	24.48	0.2805
Limit	EIRP < 2W	Result		PASS	

Channel	Mode	Conducted		EIRP	
		Power (dBm)	Power (Watts)	EIRP(dBm)	EIRP(W)
Lowest	WCDMA Band IV	24.03	0.2529	22.53	0.1791
Middle	RMC 12.2Kbps	24.10	0.2570	22.60	0.1820
Highest	(GT - LC = -1.5 dB)	24.09	0.2564	22.59	0.1816
Limit	EIRP < 1W	Result		PASS	



**<ASDIV Antenna>**

Channel	Mode	Conducted		ERP	
		Power (dBm)	Power (Watts)	ERP(dBm)	ERP(W)
Lowest	WCDMA Band V	24.70	0.2951	14.55	0.0285
Middle	RMC 12.2Kbps	24.76	0.2992	14.61	0.0289
Highest	(GT - LC = -8 dB)	23.82	0.2410	13.67	0.0233
Lowest	CDMA BC0	24.67	0.2931	14.52	0.0283
Middle	1xRTT	24.75	0.2985	14.60	0.0288
Highest	(GT - LC = -8 dB)	24.50	0.2818	14.35	0.0272
Lowest	CDMA BC0	24.65	0.2917	14.50	0.0282
Middle	1xEV-DO	24.68	0.2938	14.53	0.0284
Highest	(GT - LC = -8 dB)	24.51	0.2825	14.36	0.0273
Limit	ERP < 7W	Result		PASS	

Channel	Mode	Conducted		EIRP	
		Power (dBm)	Power (Watts)	EIRP(dBm)	EIRP(W)
Lowest	WCDMA Band II	24.87	0.3069	23.37	0.2173
Middle	RMC 12.2Kbps	24.83	0.3041	23.33	0.2153
Highest	(GT - LC = -1.5 dB)	24.80	0.3020	23.30	0.2138
Lowest	CDMA BC1	24.70	0.2951	23.20	0.2089
Middle	1xRTT	24.77	0.2999	23.27	0.2123
Highest	(GT - LC = -1.5 dB)	24.58	0.2871	23.08	0.2032
Lowest	CDMA BC1	24.66	0.2924	23.16	0.2070
Middle	1xEV-DO	24.71	0.2958	23.21	0.2094
Highest	(GT - LC = -1.5 dB)	24.56	0.2858	23.06	0.2023
Limit	EIRP < 2W	Result		PASS	

Channel	Mode	Conducted		EIRP	
		Power (dBm)	Power (Watts)	EIRP(dBm)	EIRP(W)
Lowest	WCDMA Band IV	24.70	0.2951	23.90	0.2455
Middle	RMC 12.2Kbps	24.75	0.2985	23.95	0.2483
Highest	(GT - LC = -0.8 dB)	24.72	0.2965	23.92	0.2466
Limit	EIRP < 1W	Result		PASS	



**Radiated Spurious Emission**

<Primary Antenna>

<Ant. 0>

**GPRS 850**

GPRS 850									
Channel	Frequency ( MHz )	ERP ( dBm )	Limit ( dBm )	Over Limit ( dB )	SPA Reading (dBm)	S.G. Power ( dBm )	TX Cable loss ( dB )	TX Antenna Gain (dBi)	Polarization (H/V)
Lowest	1648	-59.55	-13	-46.55	-73.03	-65.14	0.92	8.66	H
	2473	-43.18	-13	-30.18	-61.49	-50.55	1.14	10.66	H
	3297	-54.66	-13	-41.66	-74.81	-63.20	1.32	12.01	H
									H
									H
									H
	1648	-58.76	-13	-45.76	-71.71	-64.35	0.92	8.66	V
	2473	-41.67	-13	-28.67	-60.13	-49.04	1.14	10.66	V
	3297	-54.35	-13	-41.35	-74.98	-62.89	1.32	12.01	V
									V
									V
									V
Middle	1673	-55.26	-13	-42.26	-68.81	-60.94	0.93	8.76	H
	2509	-37.80	-13	-24.80	-56.14	-45.21	1.15	10.71	H
	3345	-54.59	-13	-41.59	-74.62	-63.24	1.33	12.13	H
									H
									H
									H
	1673	-52.64	-13	-39.64	-65.56	-58.32	0.93	8.76	V
	2509	-39.92	-13	-26.92	-58.46	-47.33	1.15	10.71	V
	3345	-54.60	-13	-41.60	-75.08	-63.25	1.33	12.13	V
									V
									V
									V



Highest	1696	-60.39	-13	-47.39	-74.01	-66.15	0.94	8.84	H
	2544	-40.87	-13	-27.87	-59.22	-48.31	1.16	10.75	H
	3393	-54.84	-13	-41.84	74.77	-63.59	1.34	12.24	H
									H
									H
									H
									H
	1696	-60.25	-13	-47.25	-73.15	-66.01	0.94	8.84	V
	2544	-42.95	-13	-29.95	-61.4	-50.39	1.16	10.75	V
	3393	-54.51	-13	-41.51	-74.87	-63.26	1.34	12.24	V
									V
									V
									V
									V

Remark: Spurious emissions within 30-1000MHz were found more than 20dB below limit line.



**EDGE 850**

EDGE 850									
Channel	Frequency ( MHz )	ERP ( dBm )	Limit ( dBm )	Over Limit ( dB )	SPA Reading (dBm)	S.G. Power ( dBm )	TX Cable loss ( dB )	TX Antenna Gain (dBi)	Polarization (H/V)
Lowest	1648	-59.95	-13	-46.95	-73.43	-65.54	0.92	8.66	H
	2473	-35.14	-13	-22.14	-53.45	-42.51	1.14	10.66	H
	3297	-54.88	-13	-41.88	-75.03	-63.42	1.32	12.01	H
									H
									H
									H
									H
	1648	-60.77	-13	-47.77	-73.72	-66.36	0.92	8.66	V
	2473	-42.92	-13	-29.92	-61.38	-50.29	1.14	10.66	V
	3297	-54.26	-13	-41.26	-74.89	-62.80	1.32	12.01	V
									V
									V
									V
									V
Middle	1673	-54.92	-13	-41.92	-68.47	-60.60	0.93	8.76	H
	2509	-35.55	-13	-22.55	-53.89	-42.96	1.15	10.71	H
	3346	-54.36	-13	-41.36	-74.39	-63.01	1.33	12.13	H
									H
									H
									H
									H
	1673	-60.10	-13	-47.10	-73.02	-65.78	0.93	8.76	V
	2509	-46.70	-13	-33.70	-65.24	-54.11	1.15	10.71	V
	3346	-54.00	-13	-41.00	-74.48	-62.65	1.33	12.13	V
									V
									V
									V
									V



Highest	1696	-58.49	-13	-45.49	-72.11	-64.25	0.94	8.84	H
	2544	-37.88	-13	-24.88	-56.22	-45.32	1.16	10.75	H
	3393	-54.74	-13	-41.74	-74.67	-63.49	1.34	12.24	H
									H
									H
									H
									H
	1696	-60.74	-13	-47.74	-73.65	-66.50	0.94	8.84	V
	2544	-45.80	-13	-32.80	-64.25	-53.24	1.16	10.75	V
	3393	-54.33	-13	-41.33	-74.69	-63.08	1.34	12.24	V
									V
									V
									V
									V

Remark: Spurious emissions within 30-1000MHz were found more than 20dB below limit line.





### WCDMA Band V

WCDMA Band V									
Channel	Frequency ( MHz )	ERP ( dBm )	Limit ( dBm )	Over Limit ( dB )	SPA Reading (dBm)	S.G. Power ( dBm )	TX Cable loss ( dB )	TX Antenna Gain (dBi)	Polarization (H/V)
Lowest	1649	-60.71	-13	-47.71	-74.21	-66.31	0.92	8.67	H
	2474	-46.76	-13	-33.76	-65.08	-54.13	1.14	10.66	H
	3298	-54.60	-13	-41.60	-74.73	-63.14	1.32	12.02	H
									H
									H
									H
									H
	1649	-61.10	-13	-48.10	-74.05	-66.70	0.92	8.67	V
	2474	-50.88	-13	-37.88	-69.37	-58.25	1.14	10.66	V
	3298	-54.44	-13	-41.44	-75.03	-62.98	1.32	12.02	V
									V
									V
									V
									V
Middle	1673	-60.44	-13	-47.44	-73.99	-66.12	0.93	8.76	H
	2509	-46.90	-13	-33.90	-65.24	-54.31	1.15	10.71	H
	3346	-54.53	-13	-41.53	-74.56	-63.18	1.33	12.13	H
									H
									H
									H
									H
	1672	-61.10	-13	-48.10	-74.02	-66.78	0.93	8.75	V
	2509	-51.77	-13	-38.77	-70.31	-59.18	1.15	10.71	V
	3345	-54.43	-13	-41.43	-74.91	-63.08	1.33	12.13	V
									V
									V
									V
									V
								V	



Highest	1696	-60.40	-13	-47.40	-74.02	-66.16	0.94	8.84	H
	2544	-50.39	-13	-37.39	-68.73	-57.83	1.16	10.75	H
	3392	-54.95	-13	-41.95	-74.89	-63.70	1.34	12.24	H
									H
									H
									H
									H
	1696	-61.26	-13	-48.26	-74.17	-67.02	0.94	8.84	V
	2544	-53.14	-13	-40.14	-71.59	-60.58	1.16	10.75	V
	3392	-54.26	-13	-41.26	-74.63	-63.01	1.34	12.24	V
									V
									V
									V
									V

Remark: Spurious emissions within 30-1000MHz were found more than 20dB below limit line.



**CDMA2000 BC0**

CDMA2000 BC0									
Channel	Frequency ( MHz )	ERP ( dBm )	Limit ( dBm )	Over Limit ( dB )	SPA Reading (dBm)	S.G. Power ( dBm )	TX Cable loss ( dB )	TX Antenna Gain (dBi)	Polarization (H/V)
Lowest	1648	-60.68	-13	-47.68	-74.16	-66.27	0.92	8.66	H
	2472	-49.95	-13	-36.95	-68.26	-57.32	1.14	10.66	H
	3296	-54.26	-13	-41.26	-74.42	-62.80	1.32	12.01	H
									H
									H
									H
									H
	1648	-61.30	-13	-48.30	-74.25	-66.89	0.92	8.66	V
	2472	-47.37	-13	-34.37	-65.83	-54.74	1.14	10.66	V
	3298	-54.31	-13	-41.31	-74.94	-62.85	1.32	12.02	V
									V
									V
									V
									V
Middle	1672	-60.28	-13	-47.28	-73.83	-65.96	0.93	8.75	H
	2512	-45.87	-13	-32.87	-64.21	-53.28	1.15	10.71	H
	3344	-54.96	-13	-41.96	-75	-63.60	1.33	12.13	H
									H
									H
									H
									H
	1672	-60.02	-13	-47.02	-72.94	-65.70	0.93	8.75	V
	2512	-45.36	-13	-32.36	-63.89	-52.77	1.15	10.71	V
	3344	-54.46	-13	-41.46	-74.95	-63.10	1.33	12.13	V
									V
									V
									V
									V



Highest	1696	-60.49	-13	-47.49	-74.11	-66.25	0.94	8.84	H
	2544	-45.88	-13	-32.88	-64.22	-53.32	1.16	10.75	H
	3392	-54.92	-13	-41.92	-74.86	-63.67	1.34	12.24	H
									H
									H
									H
									H
	1696	-60.94	-13	-47.94	-73.85	-66.70	0.94	8.84	V
	2544	-48.42	-13	-35.42	-66.87	-55.86	1.16	10.75	V
	3392	-54.54	-13	-41.54	-74.91	-63.29	1.34	12.24	V
									V
									V
									V
									V

Remark: Spurious emissions within 30-1000MHz were found more than 20dB below limit line.



<Ant. 2>

**WCDMA Band IV**

WCDMA Band IV									
Channel	Frequency ( MHz )	EIRP ( dBm )	Limit ( dBm )	Over Limit ( dB )	SPA Reading (dBm)	S.G. Power ( dBm )	TX Cable loss ( dB )	TX Antenna Gain (dBi)	Polarization (H/V)
Lowest	3424	-53.48	-13	-40.48	-74.34	-64.45	1.35	12.32	H
	5137	-48.70	-13	-35.70	-75.16	-59.85	1.65	12.79	H
	6849	-45.95	-13	-32.95	-75.58	-56.32	1.74	12.11	H
									H
									H
									H
									H
	3424	-53.40	-13	-40.40	-74.68	-64.37	1.35	12.32	V
	5137	-49.54	-13	-36.54	-75.75	-60.69	1.65	12.79	V
	6849	-45.84	-13	-32.84	-75.07	-56.21	1.74	12.11	V
									V
									V
									V
									V
Middle	3465	-53.17	-13	-40.17	-74.44	-64.23	1.35	12.42	H
	5198	-46.68	-13	-33.68	-73.18	-57.90	1.66	12.88	H
	6930	-44.47	-13	-31.47	-74.45	-54.74	1.73	12.00	H
									H
									H
									H
									H
	3465	-52.61	-13	-39.61	-74.27	-63.67	1.35	12.42	V
	5198	-49.47	-13	-36.47	-75.8	-60.69	1.66	12.88	V
	6930	-45.18	-13	-32.18	-74.71	-55.45	1.73	12.00	V
									V
									V
									V
									V



Highest	3505	-53.00	-13	-40.00	-74.64	-64.14	1.36	12.50	H
	5257	-49.08	-13	-36.08	-75.77	-60.36	1.68	12.96	H
	7010	-44.54	-13	-31.54	-74.85	-54.70	1.73	11.88	H
									H
									H
									H
									H
	3505	-53.03	-13	-40.03	-75.01	-64.17	1.36	12.50	V
	5257	-49.23	-13	-36.23	-75.69	-60.51	1.68	12.96	V
	7010	-44.84	-13	-31.84	-74.67	-55.00	1.73	11.88	V
									V
									V
									V
									V

Remark: Spurious emissions within 30-1000MHz were found more than 20dB below limit line.



**GPRS 1900**

GPRS 1900									
Channel	Frequency ( MHz )	EIRP ( dBm )	Limit ( dBm )	Over Limit ( dB )	SPA Reading (dBm)	S.G. Power ( dBm )	TX Cable loss ( dB )	TX Antenna Gain (dBi)	Polarization (H/V)
Lowest	3700	-50.25	-13	-37.25	-73	-61.46	1.41	12.62	H
	5550	-37.11	-13	-24.11	-64.83	-48.67	1.74	13.30	H
	7400	-44.08	-13	-31.08	-75.02	-53.40	1.94	11.26	H
									H
									H
									H
									H
	3700	-46.47	-13	-33.47	-69.36	-57.68	1.41	12.62	V
	5550	-36.73	-13	-23.73	-63.97	-48.29	1.74	13.30	V
	7400	-44.26	-13	-31.26	-75.04	-53.58	1.94	11.26	V
									V
									V
									V
									V
Middle	3760	-51.69	-13	-38.69	-74.65	-62.92	1.43	12.66	H
	5640	-35.42	-13	-22.42	-63.14	-46.99	1.73	13.30	H
	7520	-44.58	-13	-31.58	-74.9	-53.69	1.99	11.10	H
									H
									H
									H
									H
	3760	-47.22	-13	-34.22	-70.4	-58.45	1.43	12.66	V
	5640	-37.71	-13	-24.71	-65.02	-49.28	1.73	13.30	V
	7520	-44.54	-13	-31.54	-74.82	-53.65	1.99	11.10	V
									V
									V
									V
									V



Highest	3820	-48.69	-13	-35.69	-71.85	-59.94	1.44	12.69	H
	5730	-38.09	-13	-25.09	-66.2	-49.66	1.73	13.30	H
	7640	-45.10	-13	-32.10	-74.94	-54.22	2.01	11.13	H
									H
									H
									H
									H
	3820	-46.23	-13	-33.23	-69.62	-57.48	1.44	12.69	V
	5730	-41.76	-13	-28.76	-69.23	-53.33	1.73	13.30	V
	7640	-45.16	-13	-32.16	-74.9	-54.28	2.01	11.13	V
									V
									V
									V
									V

Remark: Spurious emissions within 30-1000MHz were found more than 20dB below limit line.





**EDGE 1900**

EDGE 1900									
Channel	Frequency ( MHz )	EIRP ( dBm )	Limit ( dBm )	Over Limit ( dB )	SPA Reading (dBm)	S.G. Power ( dBm )	TX Cable loss ( dB )	TX Antenna Gain (dBi)	Polarization (H/V)
Lowest	3700	-53.07	-13	-40.07	-75.82	-64.28	1.41	12.62	H
	5550	-46.14	-13	-33.14	-73.86	-57.70	1.74	13.30	H
	7400	-44.18	-13	-31.18	-75.12	-53.50	1.94	11.26	H
									H
									H
									H
									H
	3700	-52.22	-13	-39.22	-75.11	-63.43	1.41	12.62	V
	5550	-48.31	-13	-35.31	-75.55	-59.87	1.74	13.30	V
	7400	-44.13	-13	-31.13	-74.91	-53.45	1.94	11.26	V
									V
									V
									V
									V
Middle	3760	-52.43	-13	-39.43	-75.39	-63.66	1.43	12.66	H
	5640	-46.45	-13	-33.45	-74.17	-58.02	1.73	13.30	H
	7520	-44.82	-13	-31.82	-75.14	-53.93	1.99	11.10	H
									H
									H
									H
									H
	3760	-49.42	-13	-36.42	-72.6	-60.65	1.43	12.66	V
	5640	-44.39	-13	-31.39	-71.7	-55.96	1.73	13.30	V
	7520	-45.15	-13	-32.15	-75.43	-54.26	1.99	11.10	V
									V
									V
									V
									V



Highest	3820	-51.70	-13	-38.70	-74.86	-62.95	1.44	12.69	H
	5730	-46.35	-13	-33.35	-74.46	-57.92	1.73	13.30	H
	7640	-44.85	-13	-31.85	-74.69	-53.97	2.01	11.13	H
									H
									H
									H
									H
	3820	-49.31	-13	-36.31	-72.7	-60.56	1.44	12.69	V
	5730	-47.54	-13	-34.54	-75.01	-59.11	1.73	13.30	V
	7640	-45.13	-13	-32.13	-74.87	-54.25	2.01	11.13	V
									V
									V
									V
									V

Remark: Spurious emissions within 30-1000MHz were found more than 20dB below limit line.



**WCDMA Band II**

WCDMA Band II									
Channel	Frequency ( MHz )	EIRP ( dBm )	Limit ( dBm )	Over Limit ( dB )	SPA Reading (dBm)	S.G. Power ( dBm )	TX Cable loss ( dB )	TX Antenna Gain (dBi)	Polarization (H/V)
Lowest	3704	-53.11	-13	-40.11	-75.88	-64.32	1.41	12.62	H
	5557	-47.62	-13	-34.62	-75.32	-59.18	1.74	13.30	H
	7409	-44.51	-13	-31.51	-75.4	-53.81	1.94	11.25	H
									H
									H
									H
									H
	3704	-52.53	-13	-39.53	-75.45	-63.74	1.41	12.62	V
	5557	-48.26	-13	-35.26	-75.51	-59.82	1.74	13.30	V
	7409	-44.35	-13	-31.35	-75.09	-53.65	1.94	11.25	V
									V
									V
									V
									V
Middle	3760	-52.42	-13	-39.42	-75.38	-63.65	1.43	12.66	H
	5640	-48.20	-13	-35.20	-75.92	-59.77	1.73	13.30	H
	7520	-44.31	-13	-31.31	-74.63	-53.42	1.99	11.10	H
									H
									H
									H
									H
	3760	-52.06	-13	-39.06	-75.24	-63.29	1.43	12.66	V
	5640	-48.33	-13	-35.33	-75.64	-59.90	1.73	13.30	V
	7520	-44.85	-13	-31.85	-75.13	-53.96	1.99	11.10	V
									V
									V
									V
									V



Highest	3815	-52.16	-13	-39.16	-75.3	-63.41	1.44	12.69	H
	5722	-47.86	-13	-34.86	-75.94	-59.43	1.73	13.30	H
	7630	-45.26	-13	-32.26	-75.1	-54.38	2.01	11.13	H
									H
									H
									H
									H
	3815	-51.82	-13	-38.82	-75.2	-63.07	1.44	12.69	V
	5722	-48.68	-13	-35.68	-76.14	-60.25	1.73	13.30	V
	7630	-45.42	-13	-32.42	-75.18	-54.54	2.01	11.13	V
									V
									V
									V
									V

Remark: Spurious emissions within 30-1000MHz were found more than 20dB below limit line.



**CDMA2000 BC1**

CDMA2000 BC1									
Channel	Frequency ( MHz )	ERP ( dBm )	Limit ( dBm )	Over Limit ( dB )	SPA Reading (dBm)	S.G. Power ( dBm )	TX Cable loss ( dB )	TX Antenna Gain (dBi)	Polarization (H/V)
Lowest	3704	-52.85	-13	-39.85	-75.62	-64.06	1.41	12.62	H
	5557	-39.42	-13	-26.42	-67.12	-50.98	1.74	13.30	H
	7410	-44.42	-13	-31.42	-75.31	-53.72	1.94	11.24	H
									H
									H
									H
									H
	3704	-52.61	-13	-39.61	-75.53	-63.82	1.41	12.62	V
	5557	-40.66	-13	-27.66	-67.91	-52.22	1.74	13.30	V
	7410	-44.34	-13	-31.34	-75.08	-53.64	1.94	11.24	V
									V
									V
									V
									V
Middle	3760	-52.24	-13	-39.24	-75.2	-63.47	1.43	12.66	H
	5640	-41.73	-13	-28.73	-69.45	-53.30	1.73	13.30	H
	7520	-44.48	-13	-31.48	-74.8	-53.59	1.99	11.10	H
									H
									H
									H
									H
	3760	-51.73	-13	-38.73	-74.91	-62.96	1.43	12.66	V
	5640	-43.05	-13	-30.05	-70.36	-54.62	1.73	13.30	V
	7520	-44.37	-13	-31.37	-74.65	-53.48	1.99	11.10	V
									V
									V
									V
									V



Highest	3819	-52.00	-13	-39.00	-75.15	-63.25	1.44	12.69	H
	5726	-43.56	-13	-30.56	-71.65	-55.13	1.73	13.30	H
	7635	-45.10	-13	-32.10	-74.94	-54.22	2.01	11.13	H
									H
									H
									H
									H
	3819	-51.98	-13	-38.98	-75.37	-63.23	1.44	12.69	V
	5726	-45.13	-13	-32.13	-72.59	-56.70	1.73	13.30	V
	7635	-45.41	-13	-32.41	-75.16	-54.53	2.01	11.13	V
									V
									V
									V
									V

Remark: Spurious emissions within 30-1000MHz were found more than 20dB below limit line.



<ASDIV Antenna>

<Ant. 1>

**WCDMA Band V**

WCDMA Band V									
Channel	Frequency ( MHz )	ERP ( dBm )	Limit ( dBm )	Over Limit ( dB )	SPA Reading (dBm)	S.G. Power ( dBm )	TX Cable loss ( dB )	TX Antenna Gain (dBi)	Polarization (H/V)
Lowest	1649	-60.36	-13	-47.36	-73.84	-65.96	0.92	8.67	H
	2480	-52.47	-13	-39.47	-70.79	-59.85	1.15	10.67	H
	3296	-54.35	-13	-41.35	-74.51	-62.89	1.32	12.01	H
									H
									H
									H
	1649	-60.34	-13	-47.34	-73.29	-65.94	0.92	8.67	V
	2480	-52.55	-13	-39.55	-71.04	-59.93	1.15	10.67	V
	3296	-53.87	-13	-40.87	-74.5	-62.41	1.32	12.01	V
									V
									V
									V
Middle	1673	-59.61	-13	-46.61	-73.16	-65.29	0.93	8.76	H
	2504	-50.06	-13	-37.06	-68.41	-57.46	1.15	10.70	H
	3346	-54.53	-13	-41.53	-74.56	-63.18	1.33	12.13	H
									H
									H
									H
	1673	-60.72	-13	-47.72	-73.64	-66.40	0.93	8.76	V
	2504	-51.12	-13	-38.12	-69.68	-58.52	1.15	10.70	V
	3346	-53.63	-13	-40.63	-74.11	-62.28	1.33	12.13	V
									V
									V
									V



Highest	1696	-59.85	-13	-46.85	-73.47	-65.61	0.94	8.84	H
	2536	-52.64	-13	-39.64	-70.98	-60.07	1.16	10.74	H
	3392	-54.38	-13	-41.38	-74.32	-63.13	1.34	12.24	H
									H
									H
									H
									H
	1696	-60.75	-13	-47.75	-73.66	-66.51	0.94	8.84	V
	2536	-52.26	-13	-39.26	-70.73	-59.69	1.16	10.74	V
	3392	-54.03	-13	-41.03	-74.4	-62.78	1.34	12.24	V
									V
									V
									V
									V

Remark: Spurious emissions within 30-1000MHz were found more than 20dB below limit line.





**CDMA2000 BC0**

CDMA2000 BC0									
Channel	Frequency ( MHz )	ERP ( dBm )	Limit ( dBm )	Over Limit ( dB )	SPA Reading (dBm)	S.G. Power ( dBm )	TX Cable loss ( dB )	TX Antenna Gain (dBi)	Polarization (H/V)
Lowest	1648	-60.27	-13	-47.27	-73.75	-65.86	0.92	8.66	H
	2473	-53.55	-13	-40.55	-71.86	-60.92	1.14	10.66	H
	3297	-54.48	-13	-41.48	-74.63	-63.02	1.32	12.01	H
									H
									H
									H
									H
	1648	-60.71	-13	-47.71	-73.66	-66.30	0.92	8.66	V
	2473	-49.93	-13	-36.93	-68.39	-57.30	1.14	10.66	V
	3297	-53.65	-13	-40.65	-74.28	-62.19	1.32	12.01	V
									V
									V
									V
									V
Middle	1672	-59.87	-13	-46.87	-73.42	-65.55	0.93	8.75	H
	2512	-48.88	-13	-35.88	-67.22	-56.29	1.15	10.71	H
	3344	-54.23	-13	-41.23	-74.27	-62.87	1.33	12.13	H
									H
									H
									H
									H
	1672	-60.72	-13	-47.72	-73.64	-66.40	0.93	8.75	V
	2512	-46.09	-13	-33.09	-64.62	-53.50	1.15	10.71	V
	3344	-54.04	-13	-41.04	-74.53	-62.68	1.33	12.13	V
									V
									V
									V
									V



Highest	1696	-59.99	-13	-46.99	-73.61	-65.75	0.94	8.84	H
	2544	-48.54	-13	-35.54	-66.88	-55.98	1.16	10.75	H
	3392	-54.28	-13	-41.28	-74.22	-63.03	1.34	12.24	H
									H
									H
									H
									H
	1696	-60.19	-13	-47.19	-73.1	-65.95	0.94	8.84	V
	2544	-48.26	-13	-35.26	-66.71	-55.70	1.16	10.75	V
	3392	-53.91	-13	-40.91	-74.28	-62.66	1.34	12.24	V
									V
									V
									V
									V

Remark: Spurious emissions within 30-1000MHz were found more than 20dB below limit line.



<Ant. 0>

**WCDMA Band IV**

WCDMA Band IV									
Channel	Frequency ( MHz )	EIRP ( dBm )	Limit ( dBm )	Over Limit ( dB )	SPA Reading (dBm)	S.G. Power ( dBm )	TX Cable loss ( dB )	TX Antenna Gain (dBi)	Polarization (H/V)
Lowest	3424	-53.03	-13	-40.03	-73.89	-64.00	1.35	12.32	H
	5137	-45.19	-13	-32.19	-71.65	-56.34	1.65	12.79	H
	6849	-45.42	-13	-32.42	-75.05	-55.79	1.74	12.11	H
									H
									H
									H
									H
	3424	-53.30	-13	-40.30	-74.58	-64.27	1.35	12.32	V
	5137	-48.23	-13	-35.23	-74.44	-59.38	1.65	12.79	V
	6849	-45.94	-13	-32.94	-75.17	-56.31	1.74	12.11	V
									V
									V
									V
									V
Middle	3465	-53.45	-13	-40.45	-74.72	-64.51	1.35	12.42	H
	5197	-48.06	-13	-35.06	-74.56	-59.27	1.66	12.88	H
	6930	-45.10	-13	-32.10	-75.08	-55.37	1.73	12.00	H
									H
									H
									H
									H
	3465	-52.94	-13	-39.94	-74.6	-64.00	1.35	12.42	V
	5197	-47.76	-13	-34.76	-74.09	-58.97	1.66	12.88	V
	6930	-45.36	-13	-32.36	-74.89	-55.63	1.73	12.00	V
									V
									V
									V
									V



Highest	3505	-52.87	-13	-39.87	-74.51	-64.01	1.36	12.50	H
	5261	-46.76	-13	-33.76	-73.47	-58.05	1.68	12.97	H
	7010	-44.05	-13	-31.05	-74.36	-54.21	1.73	11.88	H
									H
									H
									H
									H
	3505	-52.54	-13	-39.54	-74.52	-63.68	1.36	12.50	V
	5261	-46.55	-13	-33.55	-73.03	-57.84	1.68	12.97	V
	7010	-45.20	-13	-32.20	-75.03	-55.36	1.73	11.88	V
									V
									V
									V
									V

Remark: Spurious emissions within 30-1000MHz were found more than 20dB below limit line.



**WCDMA Band II**

WCDMA Band II									
Channel	Frequency ( MHz )	EIRP ( dBm )	Limit ( dBm )	Over Limit ( dB )	SPA Reading (dBm)	S.G. Power ( dBm )	TX Cable loss ( dB )	TX Antenna Gain (dBi)	Polarization (H/V)
Lowest	3704	-52.81	-13	-39.81	-75.58	-64.02	1.41	12.62	H
	5557	-46.45	-13	-33.45	-74.15	-58.01	1.74	13.30	H
	7409	-44.36	-13	-31.36	-75.25	-53.66	1.94	11.25	H
									H
									H
									H
									H
	3704	-52.73	-13	-39.73	-75.65	-63.94	1.41	12.62	V
	5557	-47.13	-13	-34.13	-74.38	-58.69	1.74	13.30	V
	7409	-44.27	-13	-31.27	-75.01	-53.57	1.94	11.25	V
									V
									V
									V
									V
Middle	3760	-51.98	-13	-38.98	-74.94	-63.21	1.43	12.66	H
	5640	-47.72	-13	-34.72	-75.44	-59.29	1.73	13.30	H
	7520	-44.50	-13	-31.50	-74.82	-53.61	1.99	11.10	H
									H
									H
									H
									H
	3760	-51.99	-13	-38.99	-75.17	-63.22	1.43	12.66	V
	5640	-48.41	-13	-35.41	-75.72	-59.98	1.73	13.30	V
	7520	-44.20	-13	-31.20	-74.48	-53.31	1.99	11.10	V
									V
									V
									V
									V



Highest	3815	-52.09	-13	-39.09	-75.23	-63.34	1.44	12.69	H
	5722	-47.65	-13	-34.65	-75.73	-59.22	1.73	13.30	H
	7630	-44.77	-13	-31.77	-74.61	-53.89	2.01	11.13	H
									H
									H
									H
									H
	3815	-51.59	-13	-38.59	-74.97	-62.84	1.44	12.69	V
	5722	-48.45	-13	-35.45	-75.91	-60.02	1.73	13.30	V
	7630	-45.41	-13	-32.41	-75.17	-54.53	2.01	11.13	V
									V
									V
									V
									V

Remark: Spurious emissions within 30-1000MHz were found more than 20dB below limit line.



**CDMA2000 BC1**

CDMA2000 BC1									
Channel	Frequency ( MHz )	ERP ( dBm )	Limit ( dBm )	Over Limit ( dB )	SPA Reading (dBm)	S.G. Power ( dBm )	TX Cable loss ( dB )	TX Antenna Gain (dBi)	Polarization (H/V)
Lowest	3704	-52.19	-13	-39.19	-74.96	-63.40	1.41	12.62	H
	5557	-44.41	-13	-31.41	-72.11	-55.97	1.74	13.30	H
	7410	-44.05	-13	-31.05	-74.94	-53.35	1.94	11.24	H
									H
									H
									H
									H
	3704	-51.51	-13	-38.51	-74.43	-62.72	1.41	12.62	V
	5557	-46.23	-13	-33.23	-73.48	-57.79	1.74	13.30	V
	7410	-44.51	-13	-31.51	-75.25	-53.81	1.94	11.24	V
									V
									V
									V
									V
Middle	3760	-52.36	-13	-39.36	-75.32	-63.59	1.43	12.66	H
	5640	-44.42	-13	-31.42	-72.14	-55.99	1.73	13.30	H
	7520	-44.91	-13	-31.91	-75.23	-54.02	1.99	11.10	H
									H
									H
									H
									H
	3760	-52.05	-13	-39.05	-75.23	-63.28	1.43	12.66	V
	5640	-46.23	-13	-33.23	-73.54	-57.80	1.73	13.30	V
	7520	-44.63	-13	-31.63	-74.91	-53.74	1.99	11.10	V
									V
									V
									V
									V



Highest	3819	-51.66	-13	-38.66	-74.81	-62.91	1.44	12.69	H
	5726	-46.29	-13	-33.29	-74.38	-57.86	1.73	13.30	H
	7635	-45.22	-13	-32.22	-75.06	-54.34	2.01	11.13	H
									H
									H
									H
									H
	3819	-51.81	-13	-38.81	-75.2	-63.06	1.44	12.69	V
	5726	-48.09	-13	-35.09	-75.55	-59.66	1.73	13.30	V
	7635	-45.33	-13	-32.33	-75.08	-54.45	2.01	11.13	V
									V
									V
									V
									V

Remark: Spurious emissions within 30-1000MHz were found more than 20dB below limit line.

————THE END————