

Setup Photographs

<Radiated Emission>


X Plane with Adapter for EN-DC12A_n30A

<Ant. 2>

LF




HF





SHF



ASDIV Antenna

<Ant. 0>

Y Plane with Adapter for EN-DC 5A_n30A

LF




HF





SHF



—————THE END—————