

## Setup Photographs

<Radiated Emission>

<Primary Antenna>

Y Plane without Accessory for Cellular Band

LF



HF




**Y Plane with Adapter for PCS Band and AWS Band**

**LF**



**HF**



**SHF**

**<ASDIV Antenna>**

**Y Plane without Accessory for Cellular Band**

**LF**



**HF**




**Z Plane with Adapter for PCS Band**


**LF**



**HF**



## SHF




**X Plane with Adapter for AWS Band**


**LF**



**HF**



**SHF**



————THE END————