

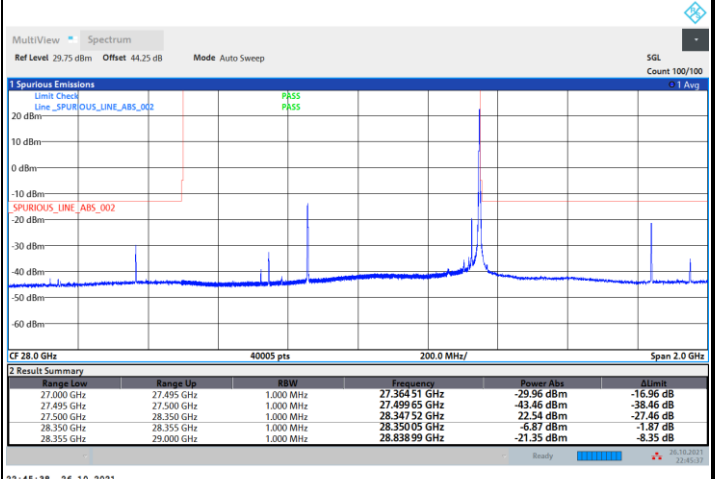
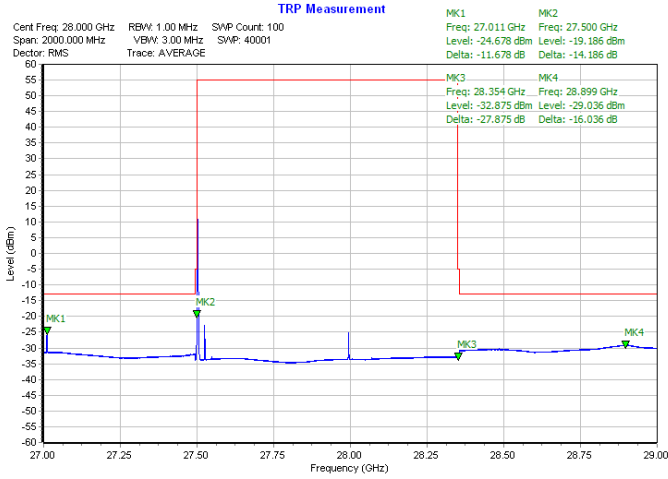


DFT-s-OFDM Module A

NR Band n261 / 50MHz / 64QAM

Lowest Band Edge / 1 RB

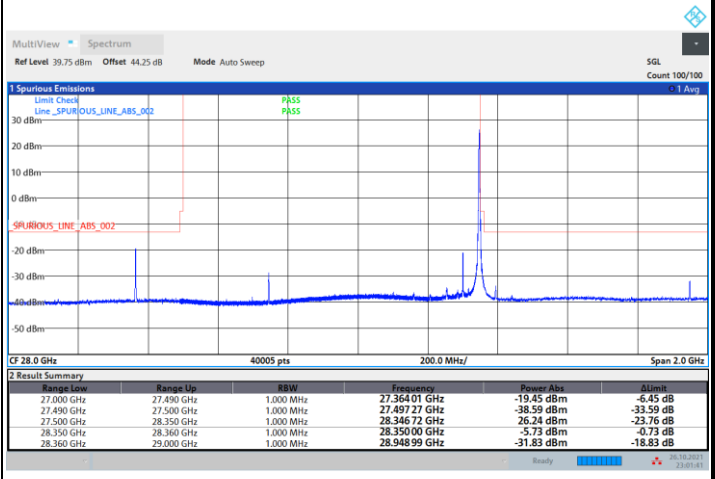
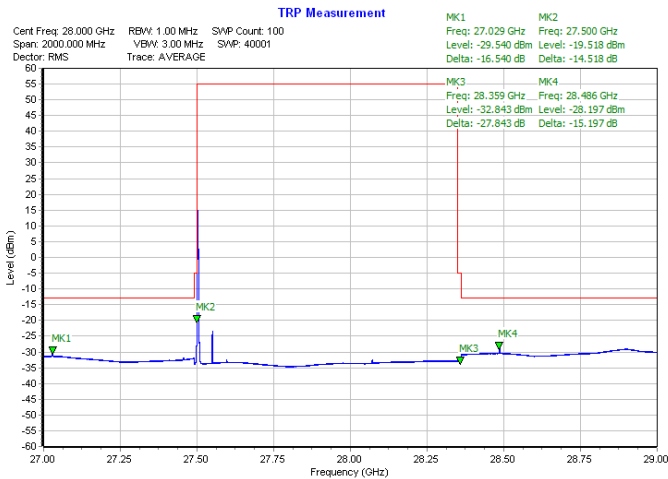
Highest Band Edge / 1 RB



NR Band n261 / 100MHz / QPSK

Lowest Band Edge / 1 RB

Highest Band Edge / 1 RB



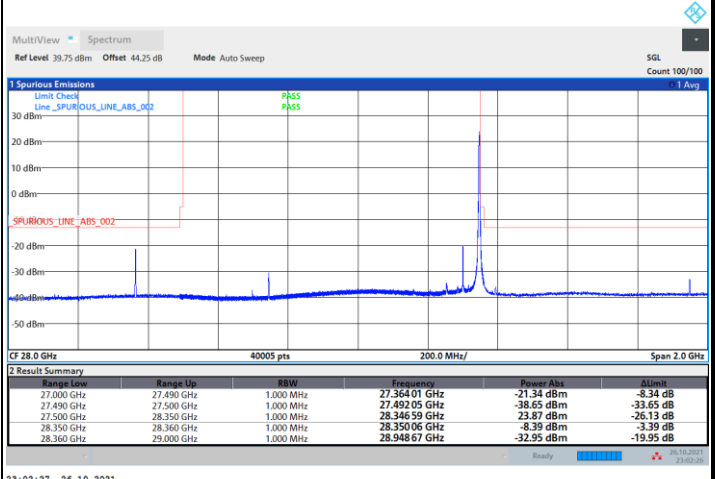
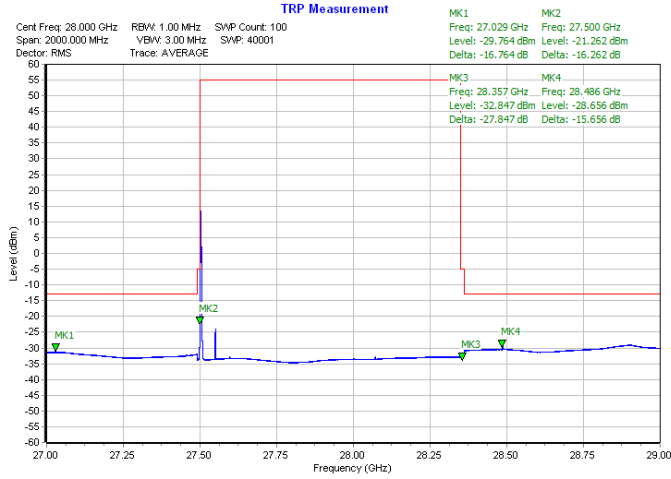


DFT-s-OFDM Module A

NR Band n261 / 100MHz / 16QAM

Lowest Band Edge / 1 RB

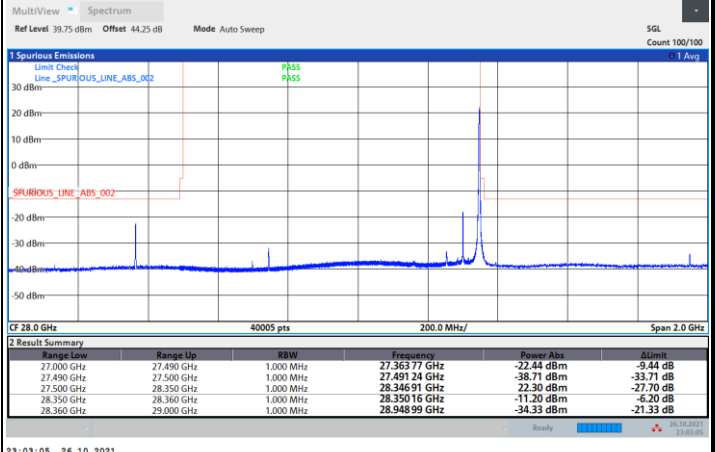
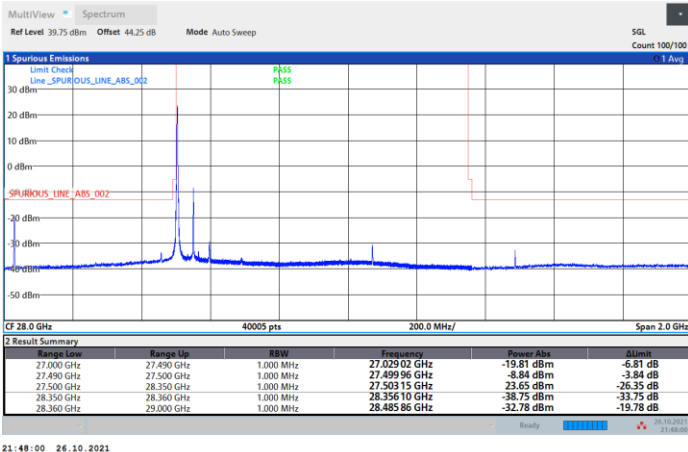
Highest Band Edge / 1 RB



NR Band n261 / 100MHz / 64QAM

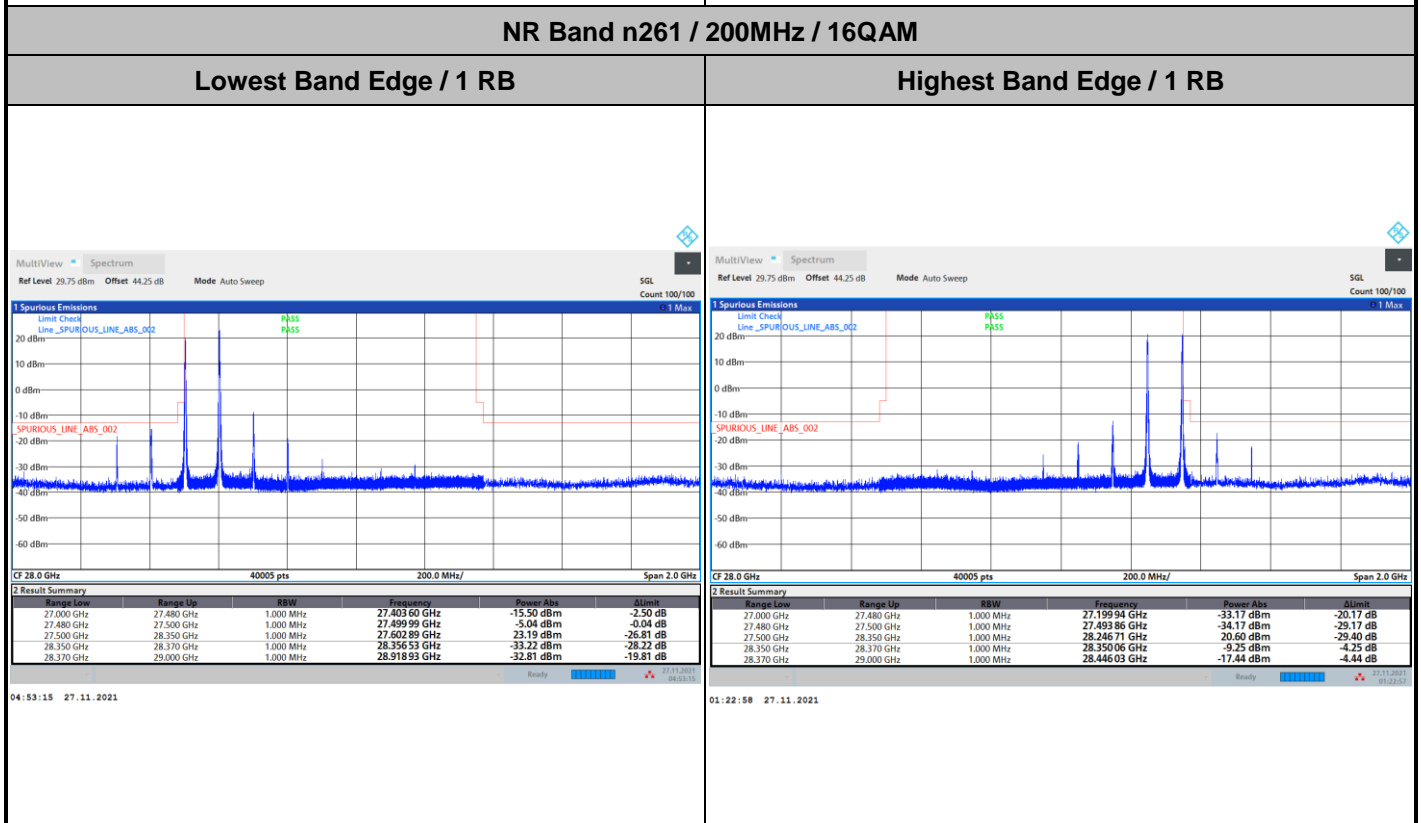
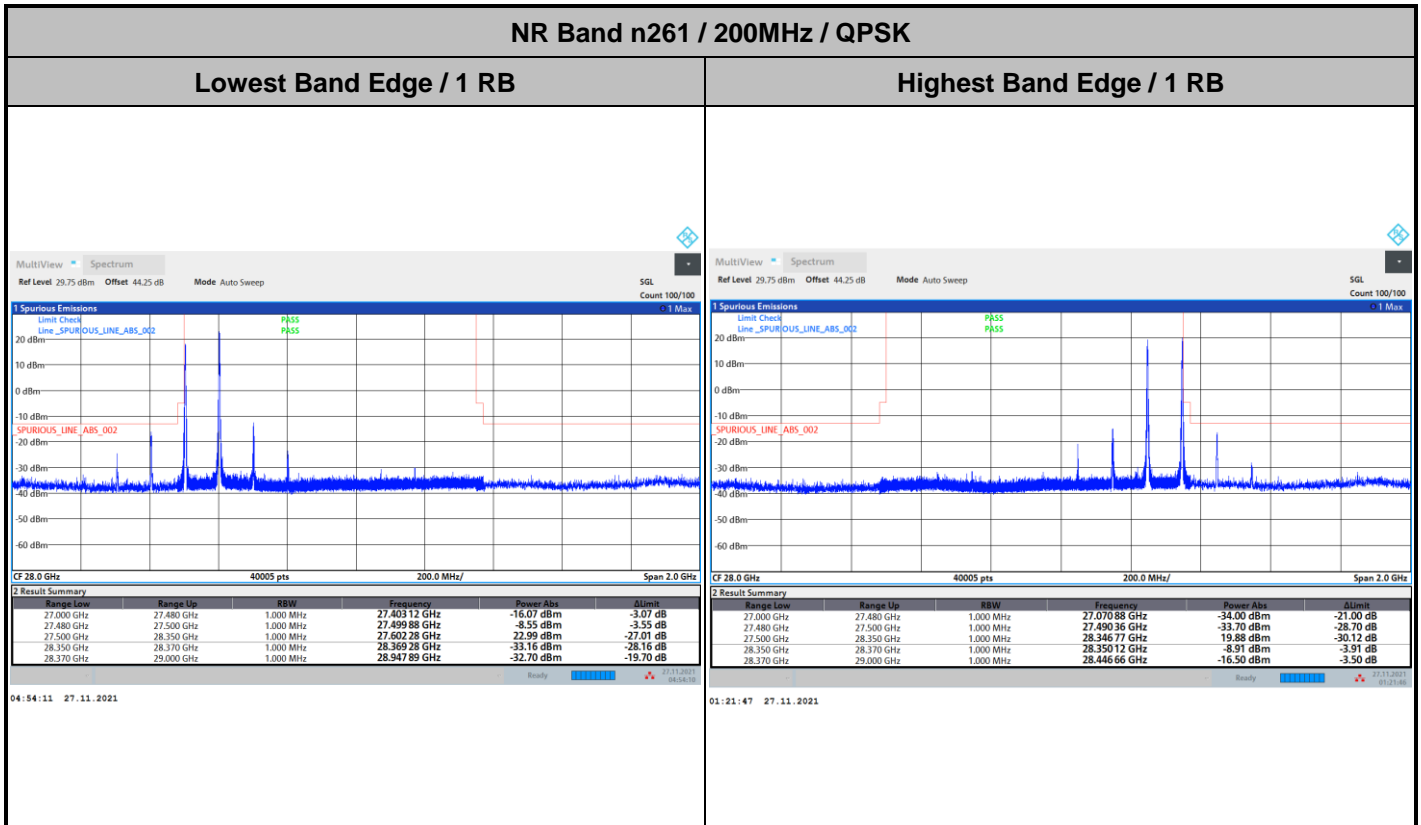
Lowest Band Edge / 1 RB

Highest Band Edge / 1 RB



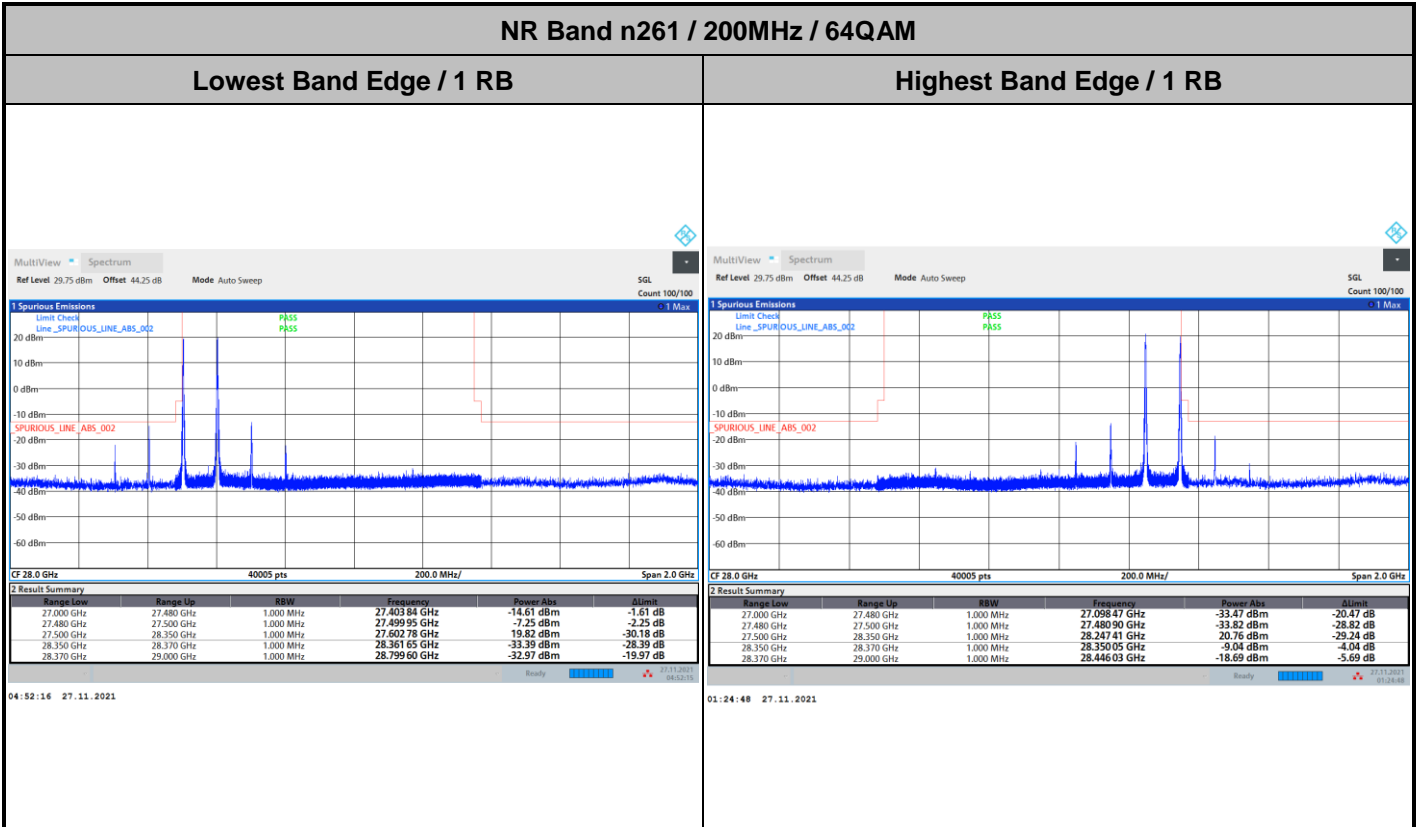


DFT-s-OFDM Module A





DFT-s-OFDM Module A



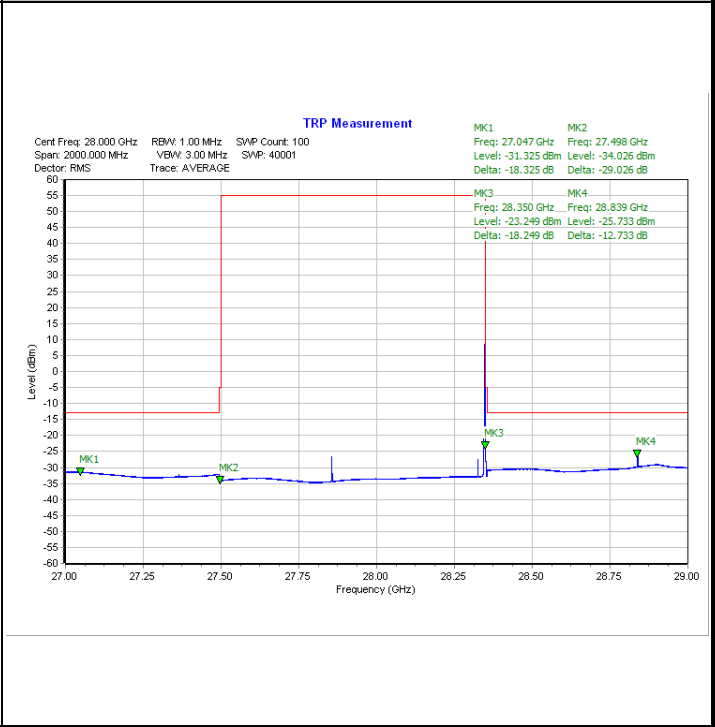
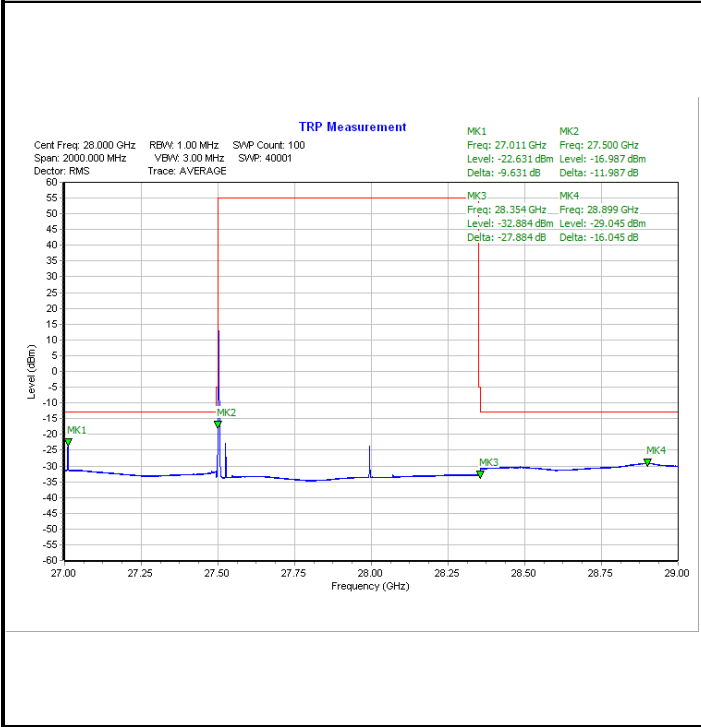


CP-OFDM Module A

NR Band n261 / 50MHz / QPSK

Lowest Band Edge / 1 RB

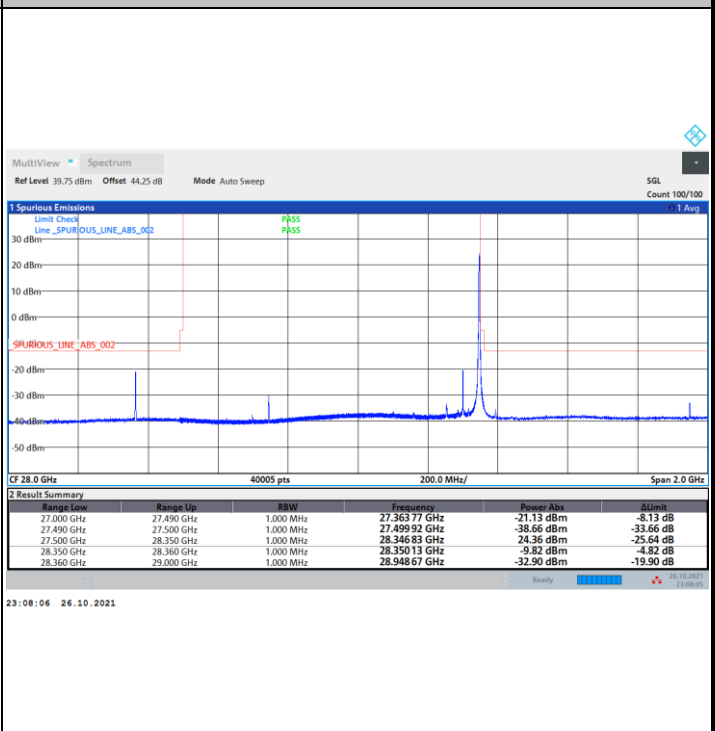
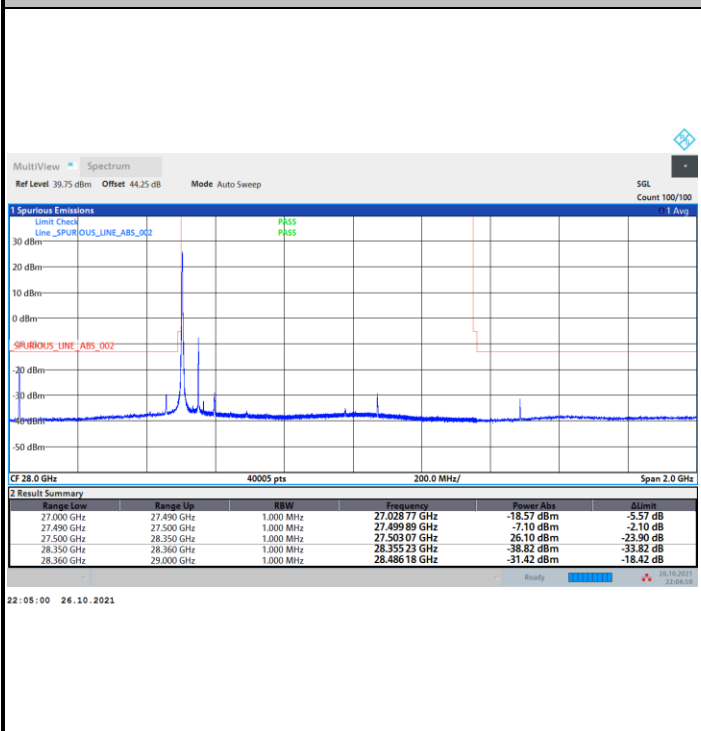
Highest Band Edge / 1 RB



NR Band n261 / 100MHz / QPSK

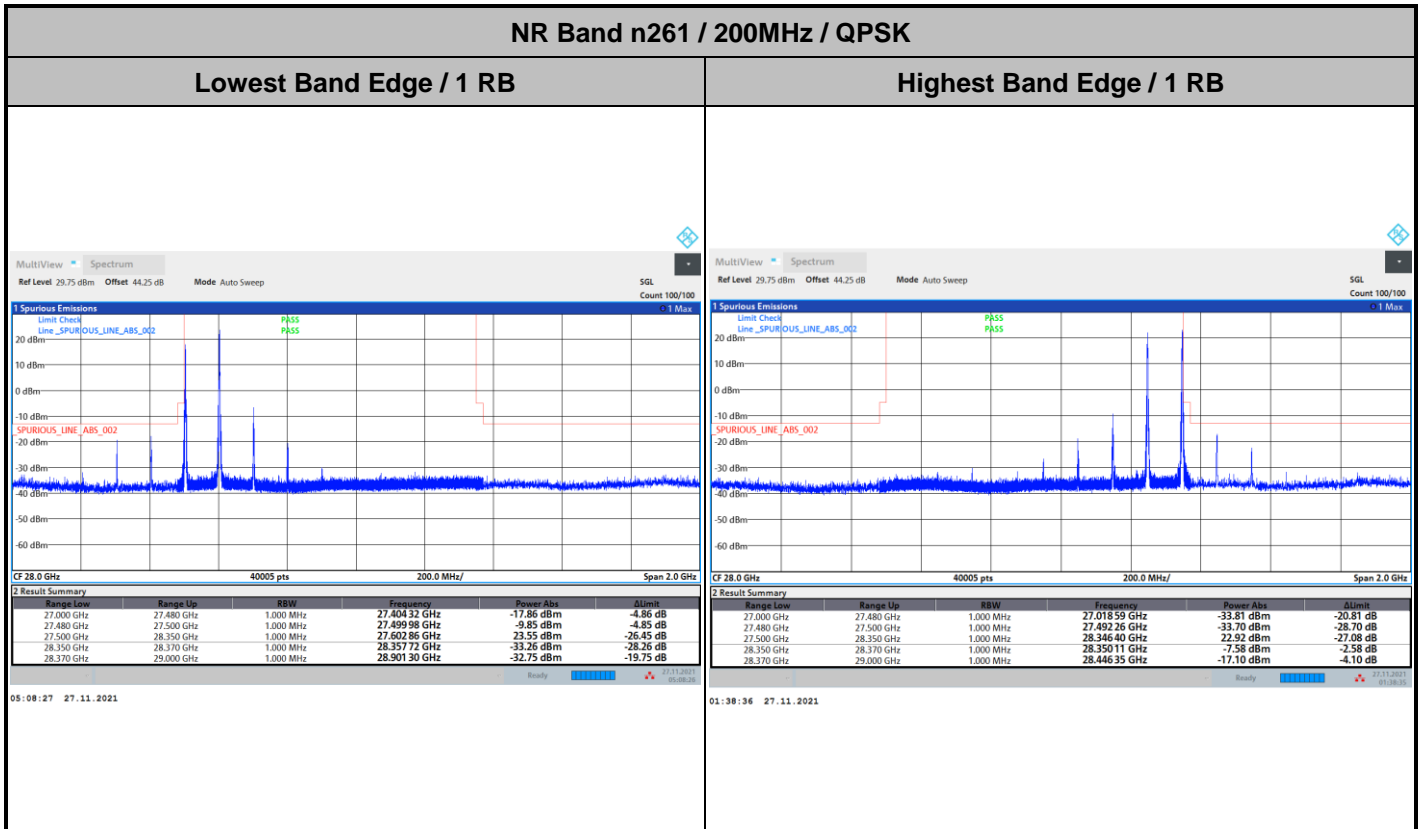
Lowest Band Edge / 1 RB

Highest Band Edge / 1 RB





CP-OFDM Module A



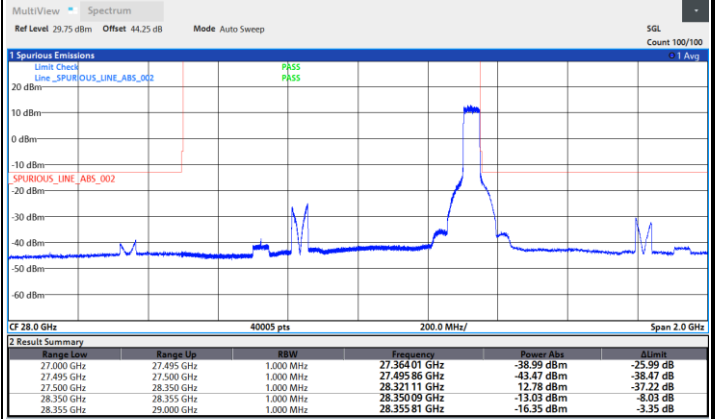
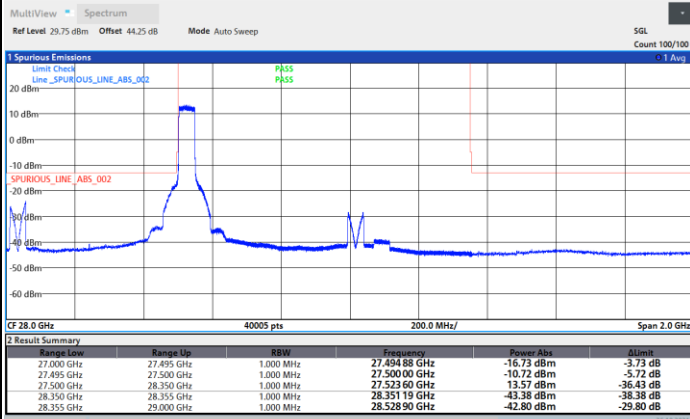


DFT-s-OFDM Module A

NR Band n261 / 50MHz / QPSK

Lowest Band Edge / Full RB

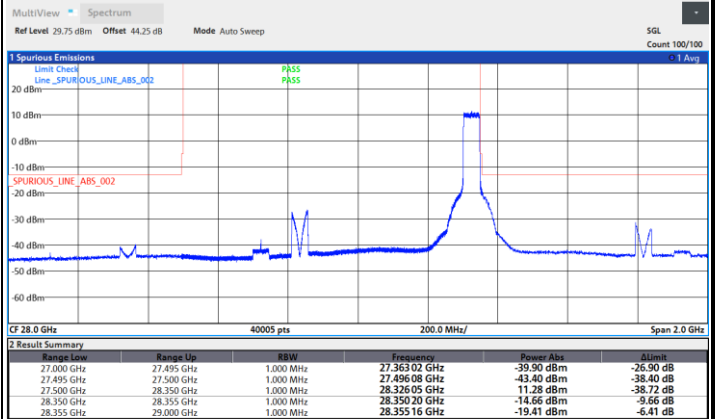
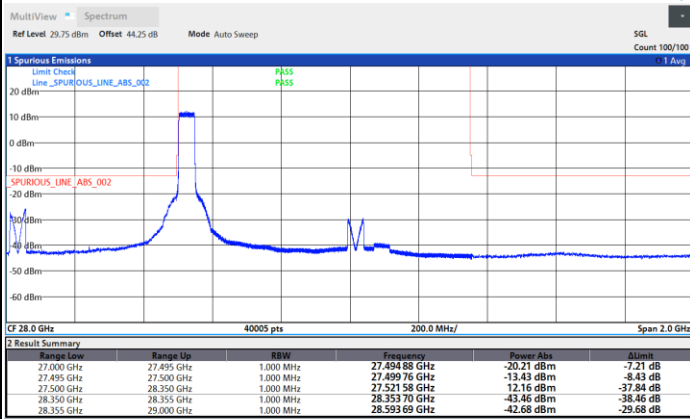
Highest Band Edge / Full RB



NR Band n261 / 50MHz / 16QAM

Lowest Band Edge / Full RB

Highest Band Edge / Full RB

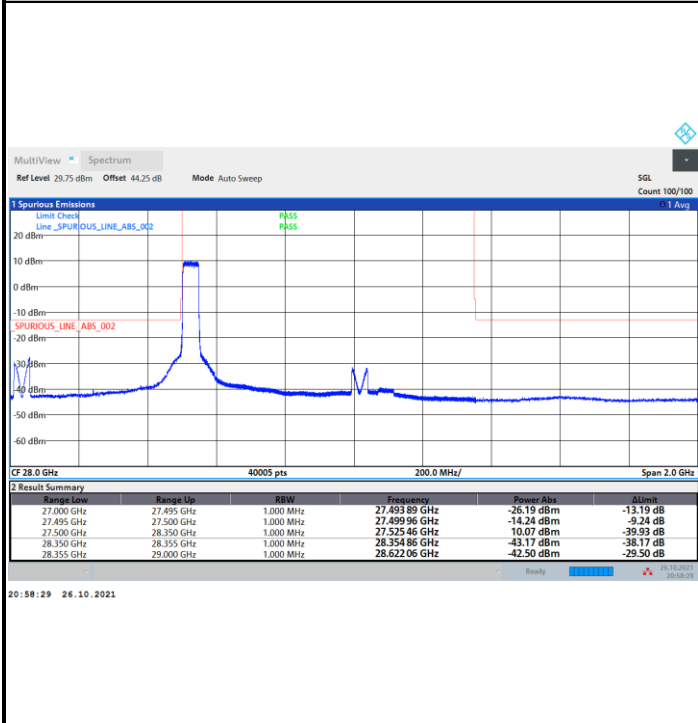




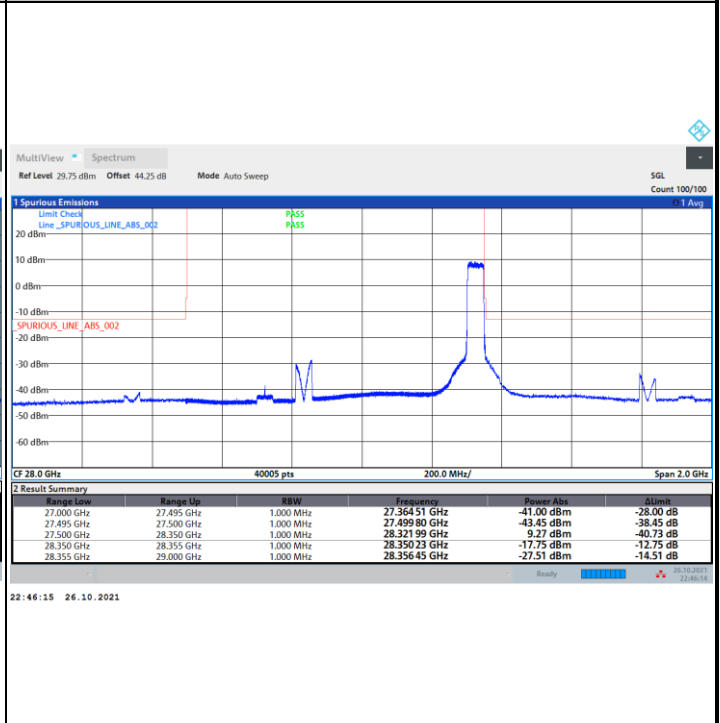
DFT-s-OFDM Module A

NR Band n261 / 50MHz / 64QAM

Lowest Band Edge / Full RB

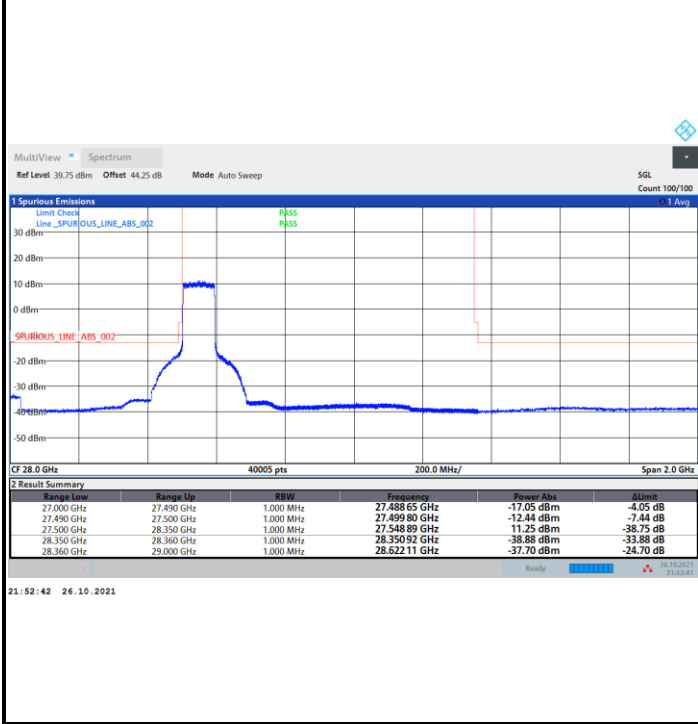


Highest Band Edge / Full RB

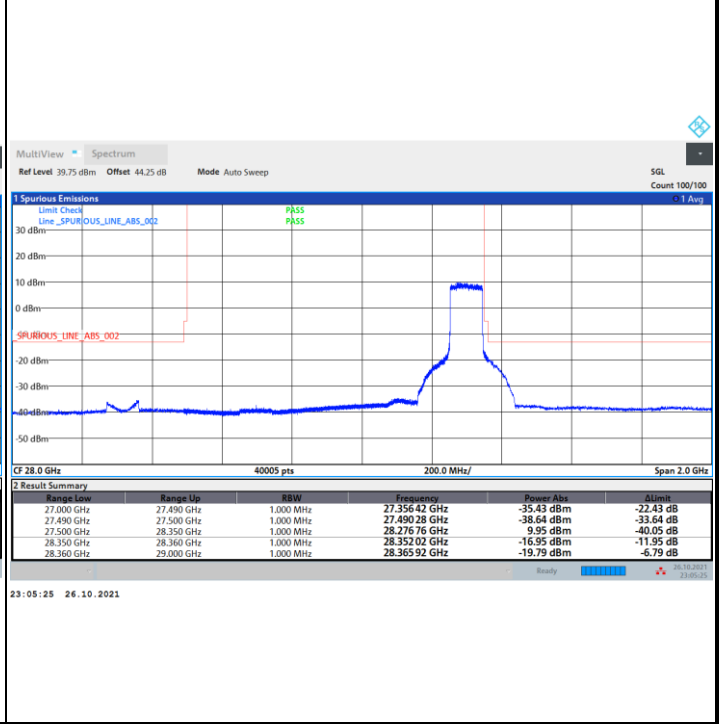


NR Band n261 / 100MHz / QPSK

Lowest Band Edge / Full RB



Highest Band Edge / Full RB

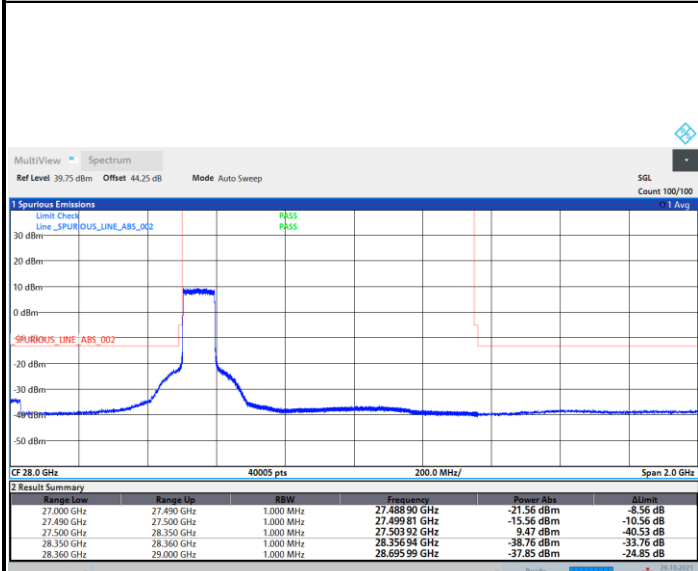




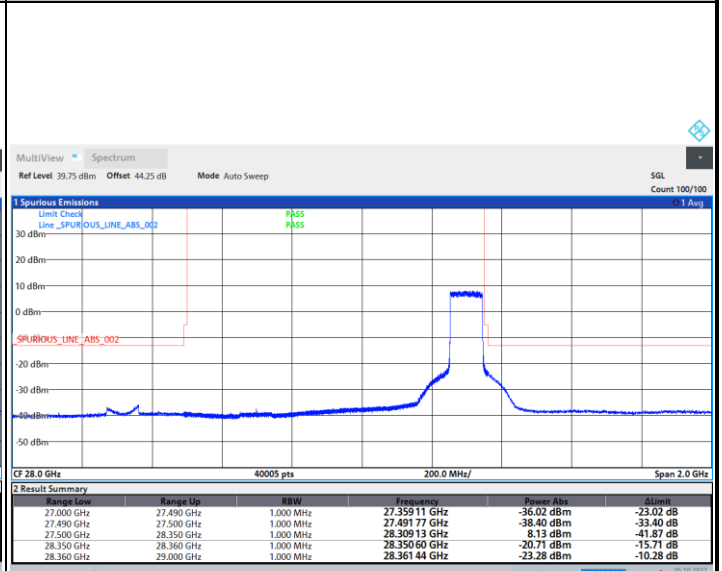
DFT-s-OFDM Module A

NR Band n261 / 100MHz / 16QAM

Lowest Band Edge / Full RB



Highest Band Edge / Full RB

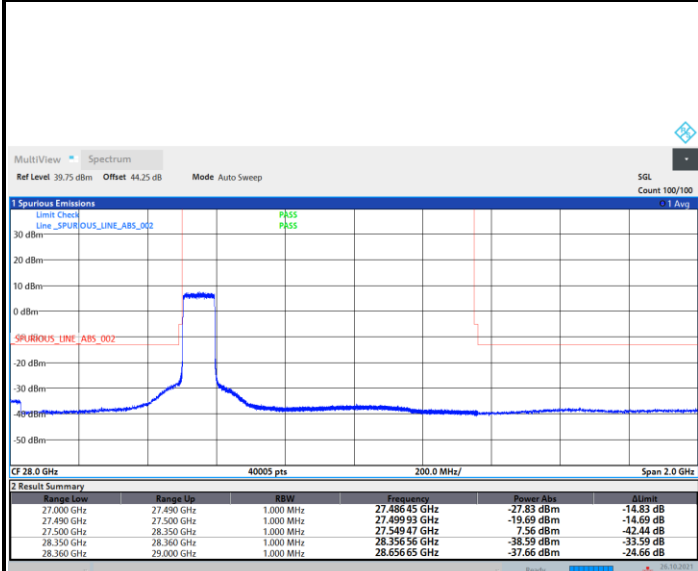


21:49:47 26.10.2021

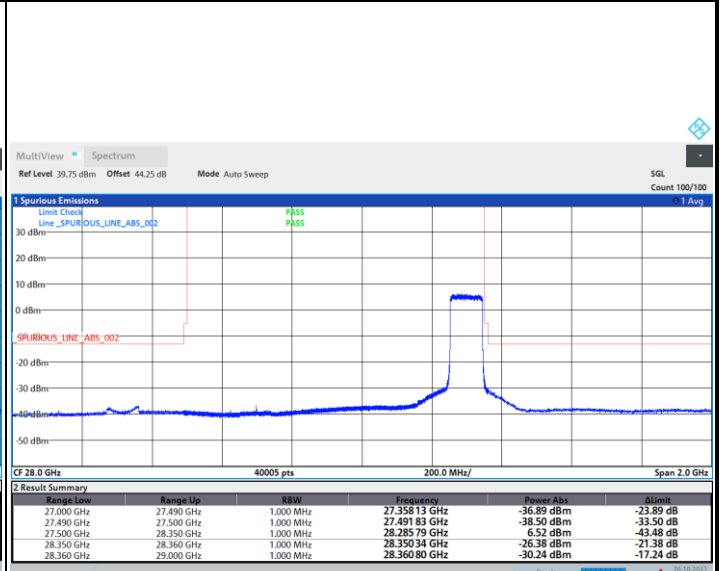
23:04:34 26.10.2021

NR Band n261 / 100MHz / 64QAM

Lowest Band Edge / Full RB



Highest Band Edge / Full RB

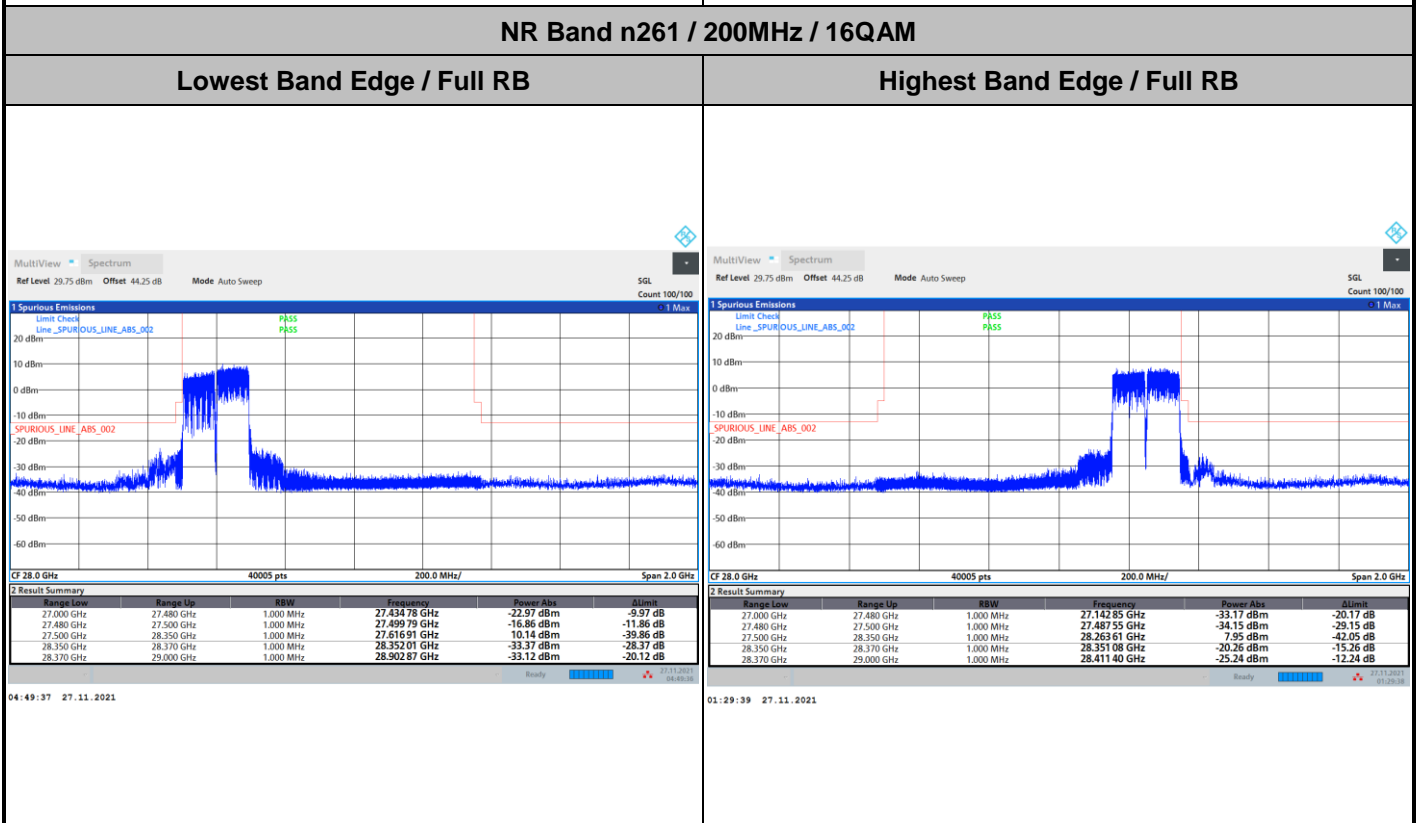
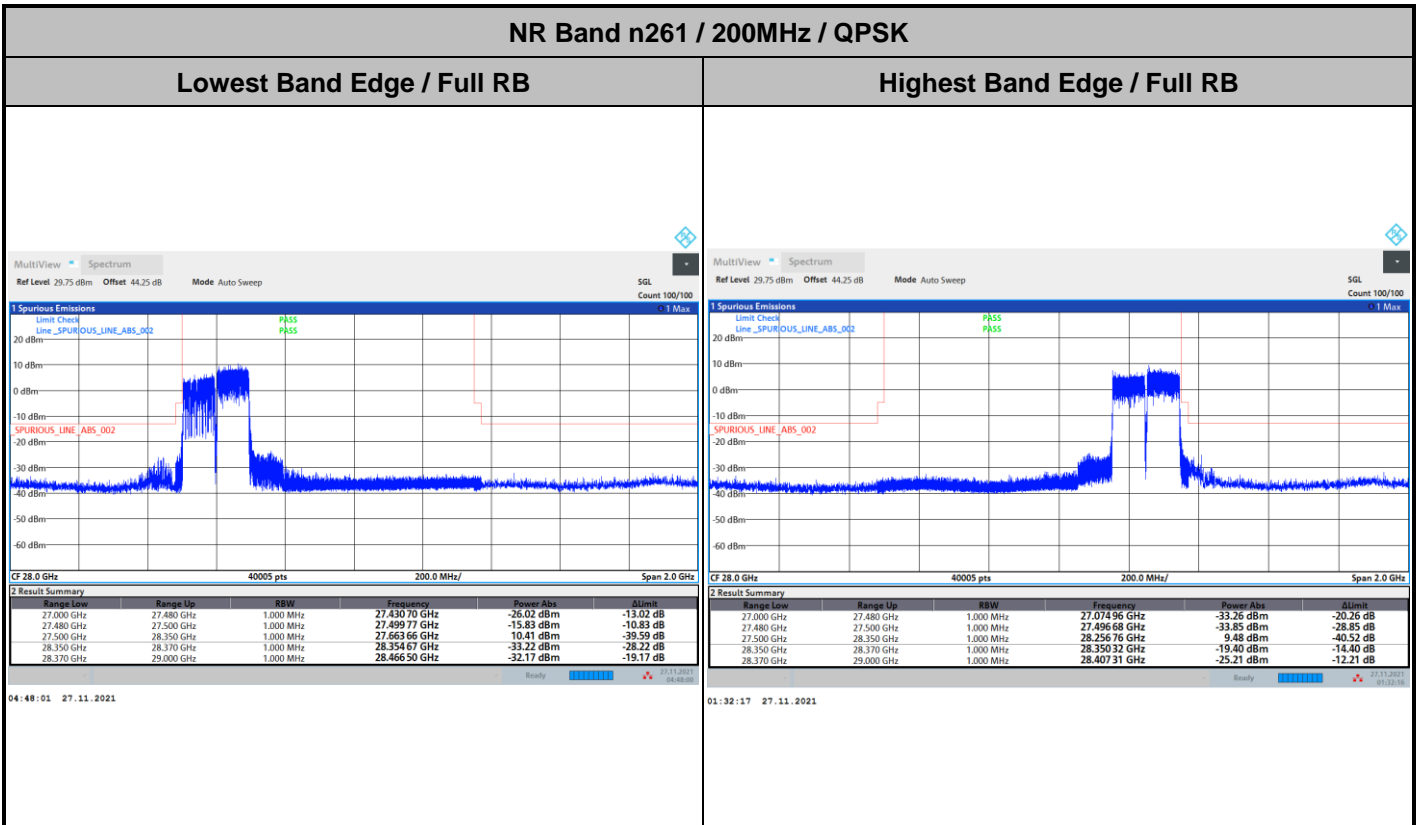


21:48:48 26.10.2021

23:03:41 26.10.2021

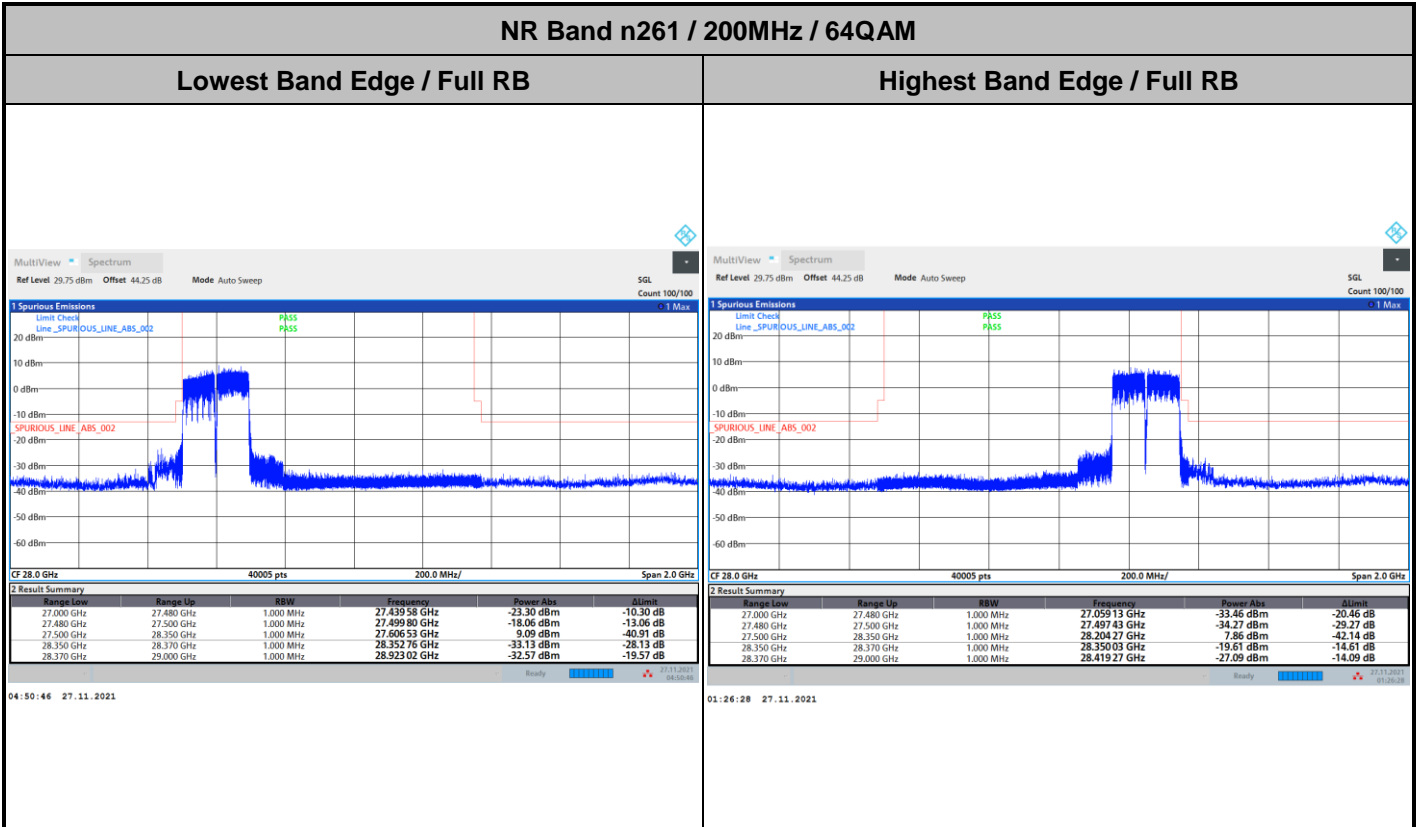


DFT-s-OFDM Module A





DFT-s-OFDM Module A

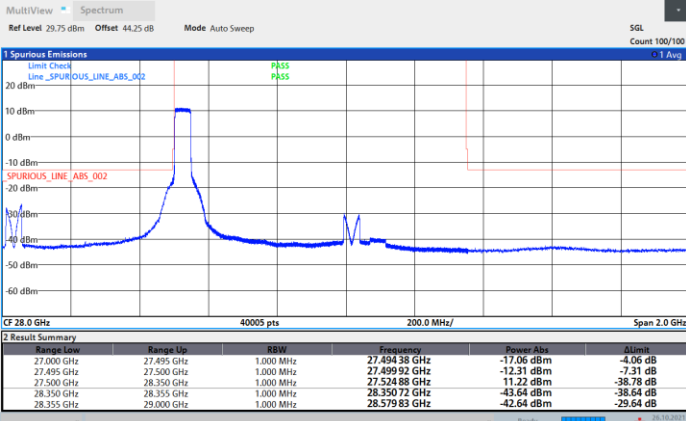




CP-OFDM Module A

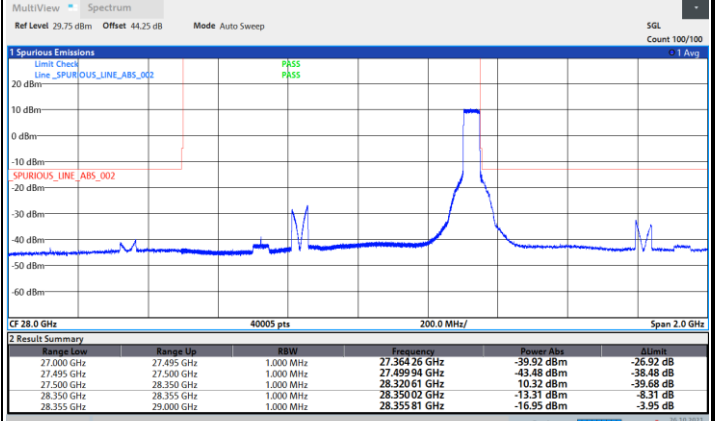
NR Band n261 / 50MHz / QPSK

Lowest Band Edge / Full RB



21:04:21 26.10.2021

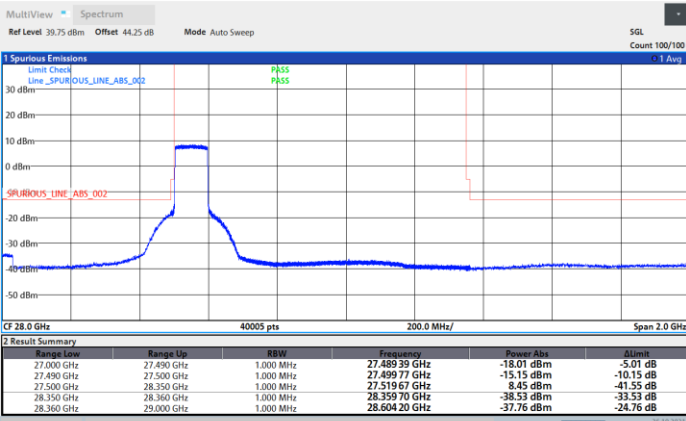
Highest Band Edge / Full RB



22:49:25 26.10.2021

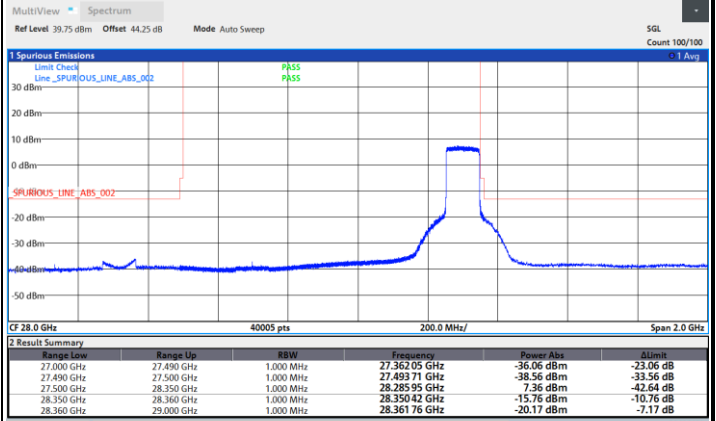
NR Band n261 / 100MHz / QPSK

Lowest Band Edge / Full RB



22:03:36 26.10.2021

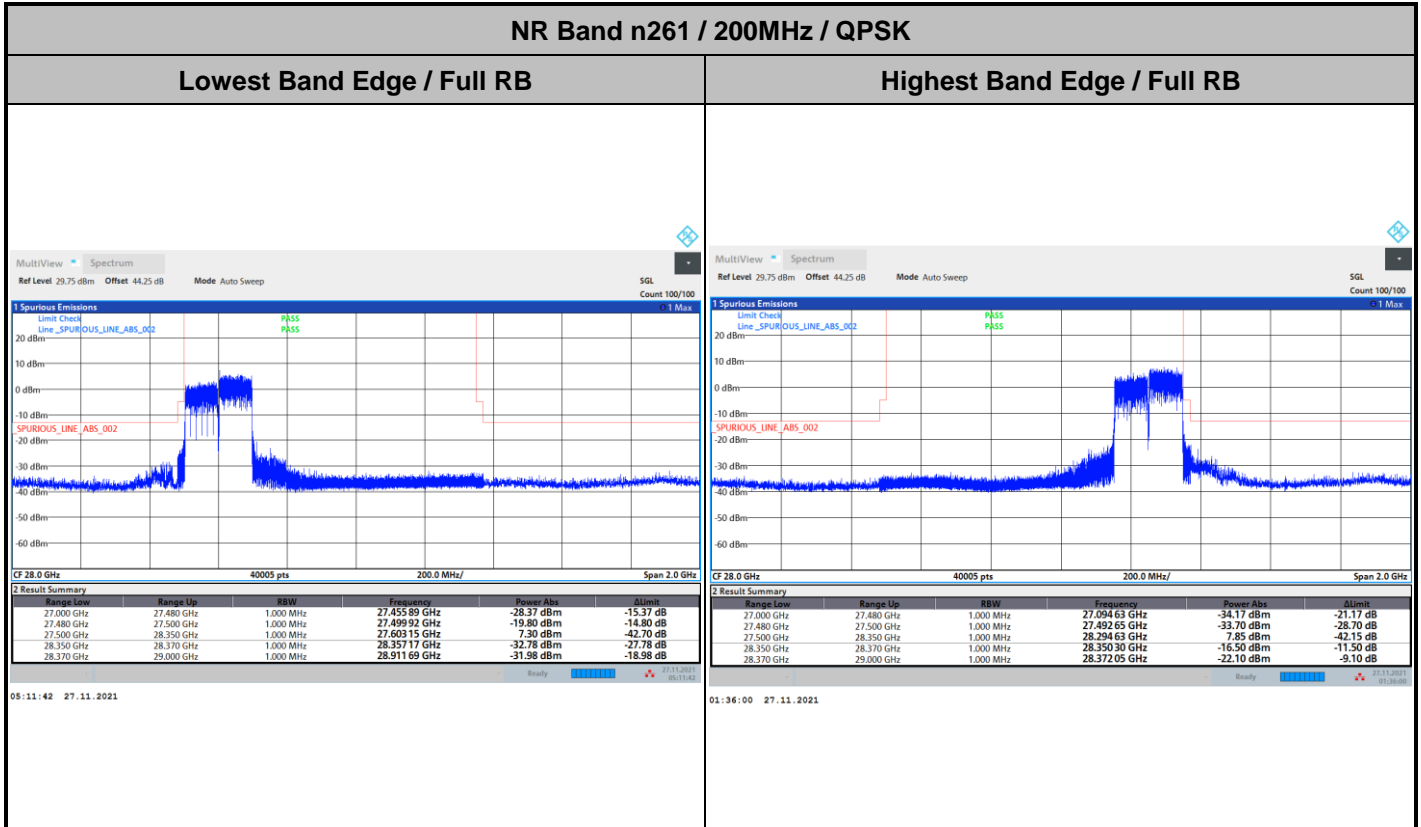
Highest Band Edge / Full RB



23:06:42 26.10.2021



CP-OFDM Module A

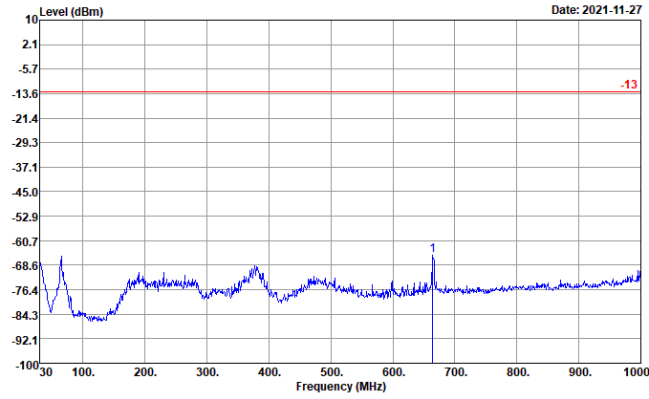




Spurious Emission

NR Band n261 (30MHz-1GHz)

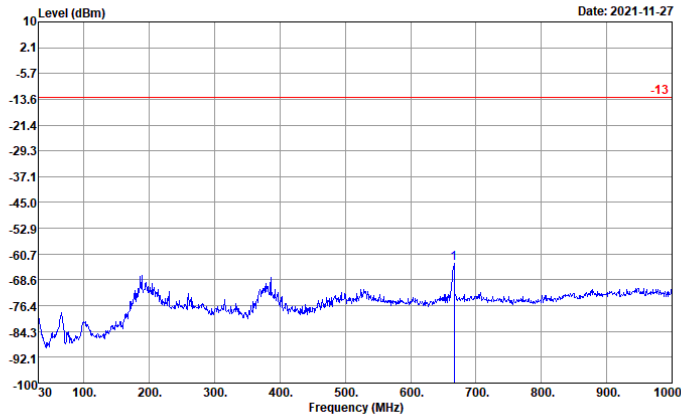
Horizontal



Site : 03CH19-HY
 Condition : -13 ERP EIRP_20210305 HORIZONTAL
 Project : I61608-03
 : n261 MA

| Over | Limit | Read |
|--------|--------|--------|
| Line | Line | Level |
| dB | dBm | dBm |
| -52.33 | -13.00 | -67.99 |

Vertical



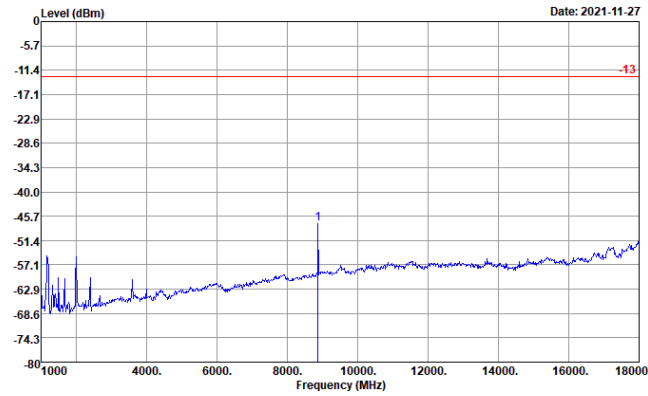
Site : 03CH19-HY
 Condition : -13 ERP EIRP_20210305 VERTICAL
 Project : I61608-03
 : n261 MA

| Over | Limit | Read |
|--------|--------|--------|
| Line | Line | Level |
| dB | dBm | dBm |
| -50.60 | -13.00 | -68.84 |



NR Band n261 (1GHz-18GHz)

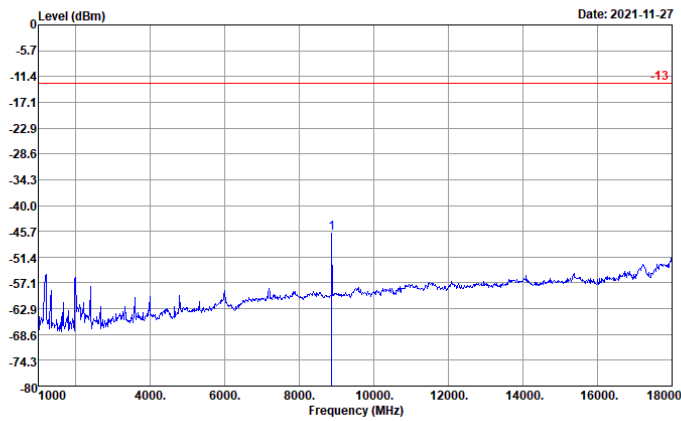
Horizontal



Site : 03CH19-HY
 Condition : -13 ERP EIRP_20210305 HORIZONTAL
 Project : 161608-03
 : n261 MA

| Freq | Level | Over | Limit | Read | |
|------|---------|--------|--------|--------|--------|
| MHz | dBm | Limit | Line | Level | |
| 1 | 8871.00 | -47.38 | -34.38 | -13.00 | -72.95 |

Vertical



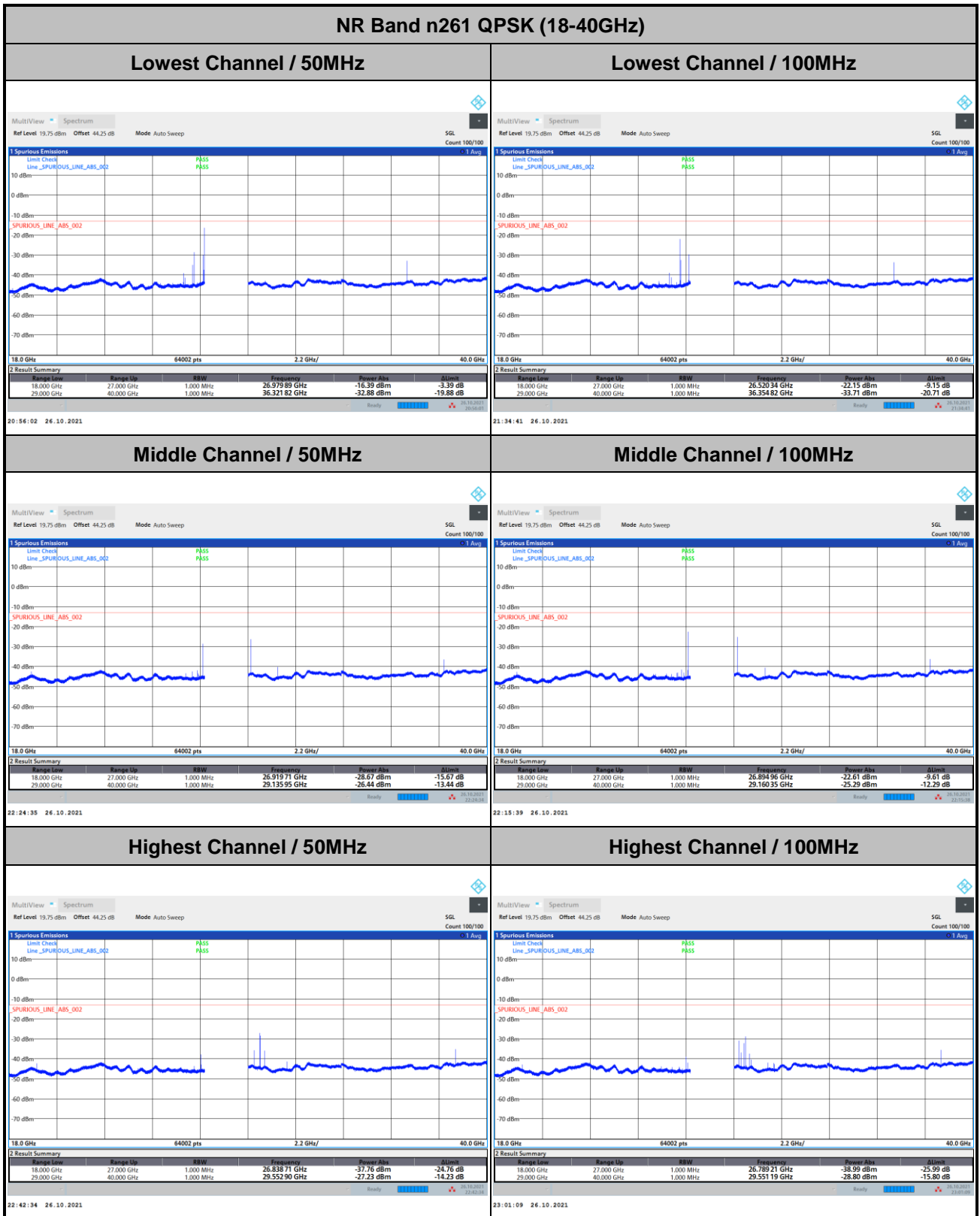
Site : 03CH19-HY
 Condition : -13 ERP EIRP_20210305 VERTICAL
 Project : 161608-03
 : n261 MA

| Freq | Level | Over | Limit | Read | |
|------|---------|--------|--------|--------|--------|
| MHz | dBm | Limit | Line | Level | |
| 1 | 8871.00 | -46.06 | -33.06 | -13.00 | -71.12 |



Spurious emission between 18GHz to 40GHz worst case plot is reported as following.

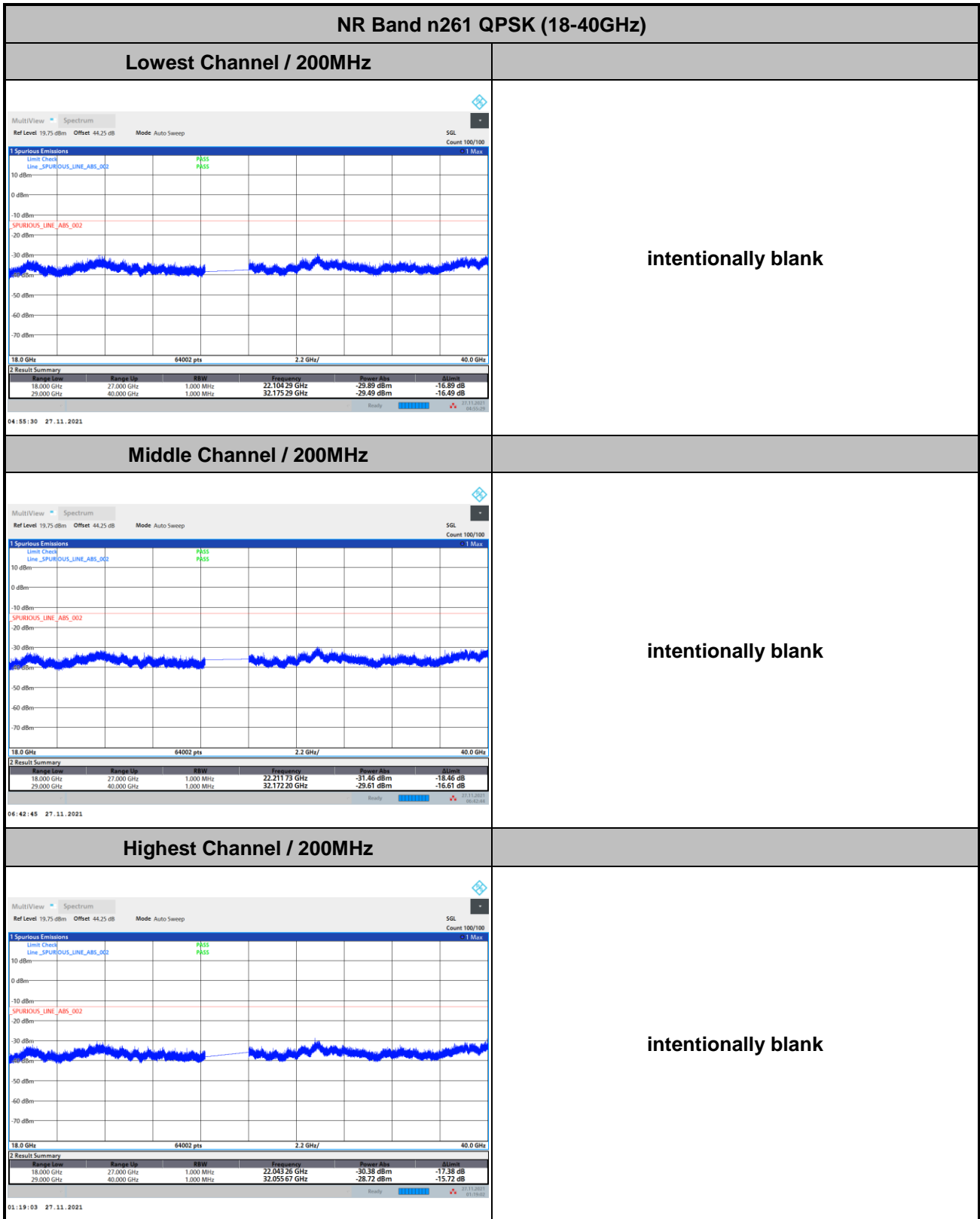
DFT-s-OFDM Module A



Remark: In band and out of band frequencies are omitted.



DFT-s-OFDM Module A



intentionally blank

intentionally blank

intentionally blank

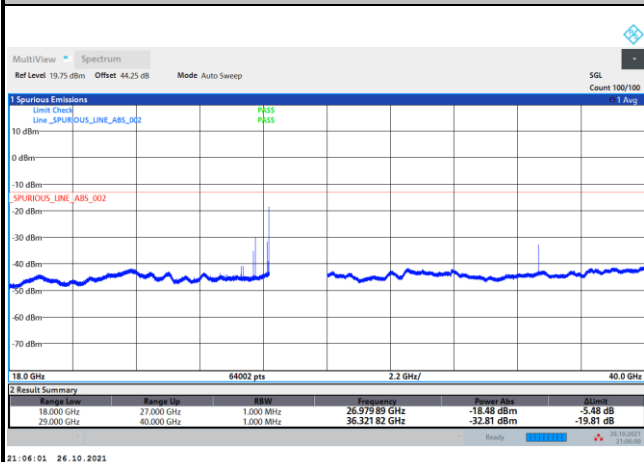
Remark: In band and out of band frequencies are omitted.



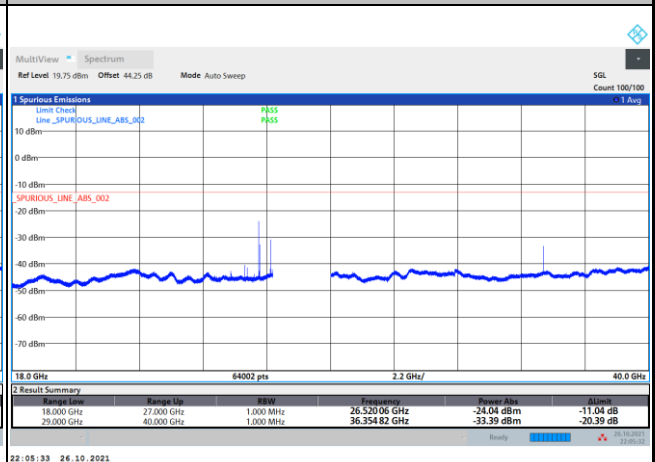
CP-OFDM Module A

NR Band n261 QPSK (18-40GHz)

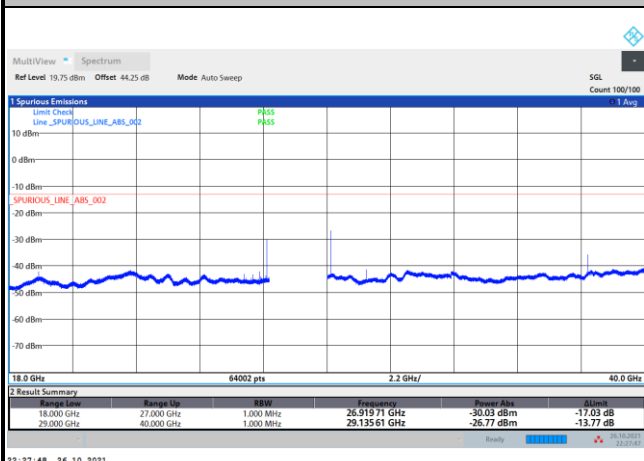
Lowest Channel / 50MHz



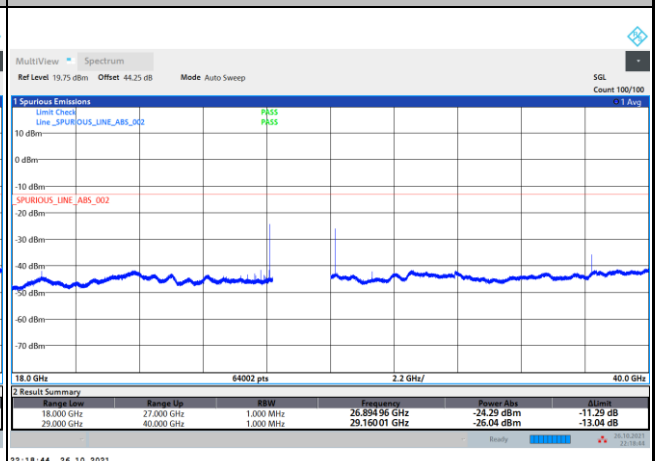
Lowest Channel / 100MHz



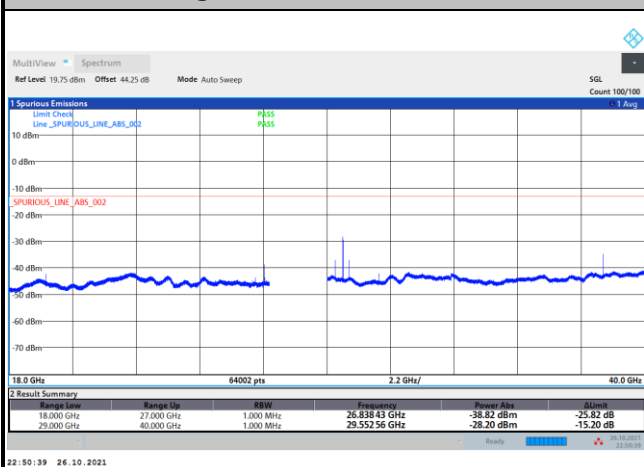
Middle Channel / 50MHz



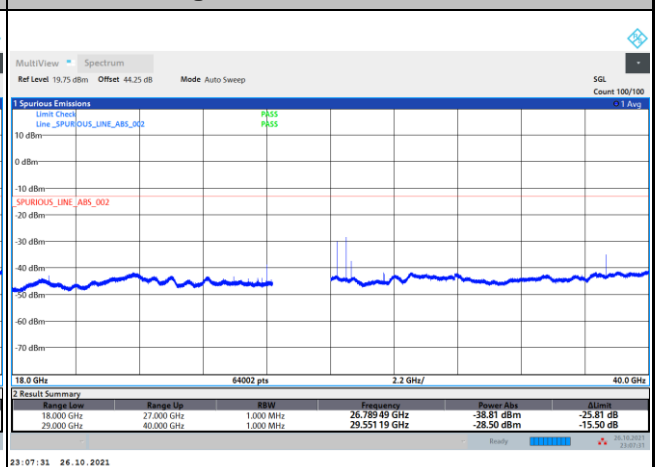
Middle Channel / 100MHz



Highest Channel / 50MHz



Highest Channel / 100MHz



Remark: In band and out of band frequencies are omitted.



CP-OFDM Module A

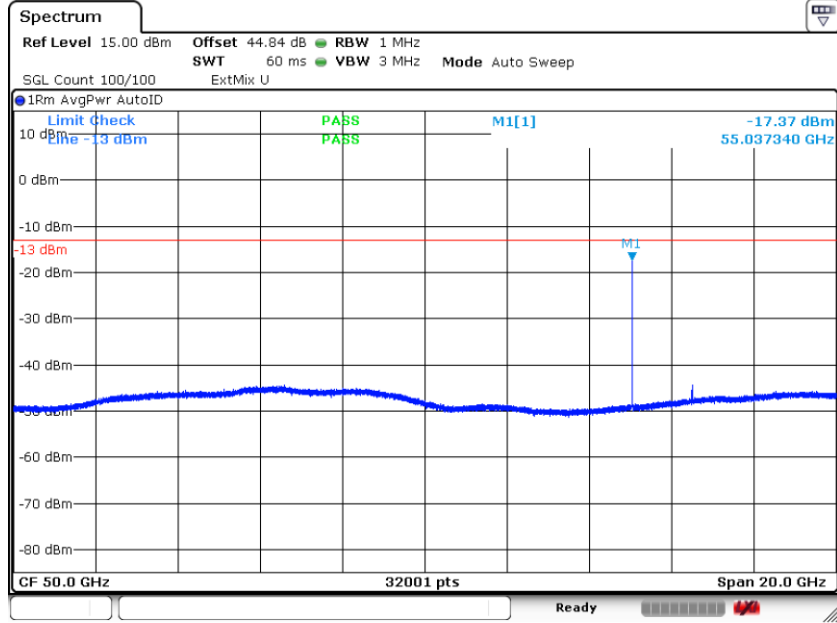
| NR Band n261 QPSK (18-40GHz) | | | | | | | | | | | | | | | | | | | |
|--|------------|-----------|---------------|------------|------------|------|------------|------------|-----------|---------------|------------|-----------|------------|------------|-----------|---------------|------------|------------|----------------------------|
| <p>Lowest Channel / 200MHz</p> <table border="1"> <thead> <tr> <th>Range Low</th> <th>Range Up</th> <th>RBW</th> <th>Frequency</th> <th>Power Abs</th> <th>Δlim</th> </tr> </thead> <tbody> <tr> <td>18,000 GHz</td> <td>27,000 GHz</td> <td>1,000 MHz</td> <td>22,123 98 GHz</td> <td>-30.77 dBm</td> <td>-17.77 dB</td> </tr> <tr> <td>29,000 GHz</td> <td>40,000 GHz</td> <td>1,000 MHz</td> <td>32,086 26 GHz</td> <td>-29.94 dBm</td> <td>-16.84 dBm</td> </tr> </tbody> </table> | Range Low | Range Up | RBW | Frequency | Power Abs | Δlim | 18,000 GHz | 27,000 GHz | 1,000 MHz | 22,123 98 GHz | -30.77 dBm | -17.77 dB | 29,000 GHz | 40,000 GHz | 1,000 MHz | 32,086 26 GHz | -29.94 dBm | -16.84 dBm | <p>intentionally blank</p> |
| Range Low | Range Up | RBW | Frequency | Power Abs | Δlim | | | | | | | | | | | | | | |
| 18,000 GHz | 27,000 GHz | 1,000 MHz | 22,123 98 GHz | -30.77 dBm | -17.77 dB | | | | | | | | | | | | | | |
| 29,000 GHz | 40,000 GHz | 1,000 MHz | 32,086 26 GHz | -29.94 dBm | -16.84 dBm | | | | | | | | | | | | | | |
| <p>Middle Channel / 200MHz</p> <table border="1"> <thead> <tr> <th>Range Low</th> <th>Range Up</th> <th>RBW</th> <th>Frequency</th> <th>Power Abs</th> <th>Δlim</th> </tr> </thead> <tbody> <tr> <td>18,000 GHz</td> <td>27,000 GHz</td> <td>1,000 MHz</td> <td>22,320 85 GHz</td> <td>-31.25 dBm</td> <td>-18.25 dB</td> </tr> <tr> <td>29,000 GHz</td> <td>40,000 GHz</td> <td>1,000 MHz</td> <td>32,205 20 GHz</td> <td>-29.36 dBm</td> <td>-16.36 dBm</td> </tr> </tbody> </table> | Range Low | Range Up | RBW | Frequency | Power Abs | Δlim | 18,000 GHz | 27,000 GHz | 1,000 MHz | 22,320 85 GHz | -31.25 dBm | -18.25 dB | 29,000 GHz | 40,000 GHz | 1,000 MHz | 32,205 20 GHz | -29.36 dBm | -16.36 dBm | <p>intentionally blank</p> |
| Range Low | Range Up | RBW | Frequency | Power Abs | Δlim | | | | | | | | | | | | | | |
| 18,000 GHz | 27,000 GHz | 1,000 MHz | 22,320 85 GHz | -31.25 dBm | -18.25 dB | | | | | | | | | | | | | | |
| 29,000 GHz | 40,000 GHz | 1,000 MHz | 32,205 20 GHz | -29.36 dBm | -16.36 dBm | | | | | | | | | | | | | | |
| <p>Highest Channel / 200MHz</p> <table border="1"> <thead> <tr> <th>Range Low</th> <th>Range Up</th> <th>RBW</th> <th>Frequency</th> <th>Power Abs</th> <th>Δlim</th> </tr> </thead> <tbody> <tr> <td>18,000 GHz</td> <td>27,000 GHz</td> <td>1,000 MHz</td> <td>22,374 00 GHz</td> <td>-31.07 dBm</td> <td>-18.07 dB</td> </tr> <tr> <td>29,000 GHz</td> <td>40,000 GHz</td> <td>1,000 MHz</td> <td>32,130 95 GHz</td> <td>-29.94 dBm</td> <td>-16.84 dBm</td> </tr> </tbody> </table> | Range Low | Range Up | RBW | Frequency | Power Abs | Δlim | 18,000 GHz | 27,000 GHz | 1,000 MHz | 22,374 00 GHz | -31.07 dBm | -18.07 dB | 29,000 GHz | 40,000 GHz | 1,000 MHz | 32,130 95 GHz | -29.94 dBm | -16.84 dBm | <p>intentionally blank</p> |
| Range Low | Range Up | RBW | Frequency | Power Abs | Δlim | | | | | | | | | | | | | | |
| 18,000 GHz | 27,000 GHz | 1,000 MHz | 22,374 00 GHz | -31.07 dBm | -18.07 dB | | | | | | | | | | | | | | |
| 29,000 GHz | 40,000 GHz | 1,000 MHz | 32,130 95 GHz | -29.94 dBm | -16.84 dBm | | | | | | | | | | | | | | |

Remark: In band and out of band frequencies are omitted.



NR Band n261

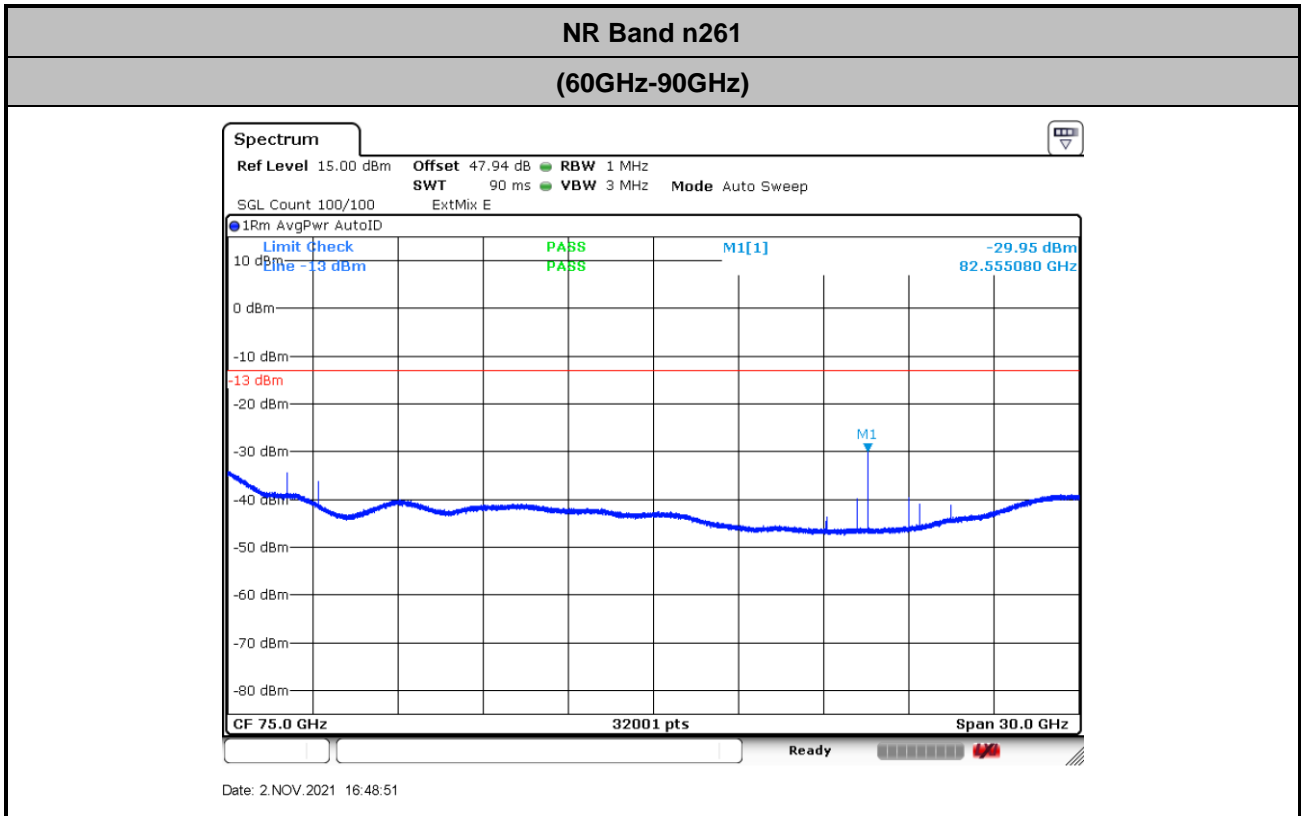
(40GHz-60GHz)



Date: 2.NOV.2021 16:47:21

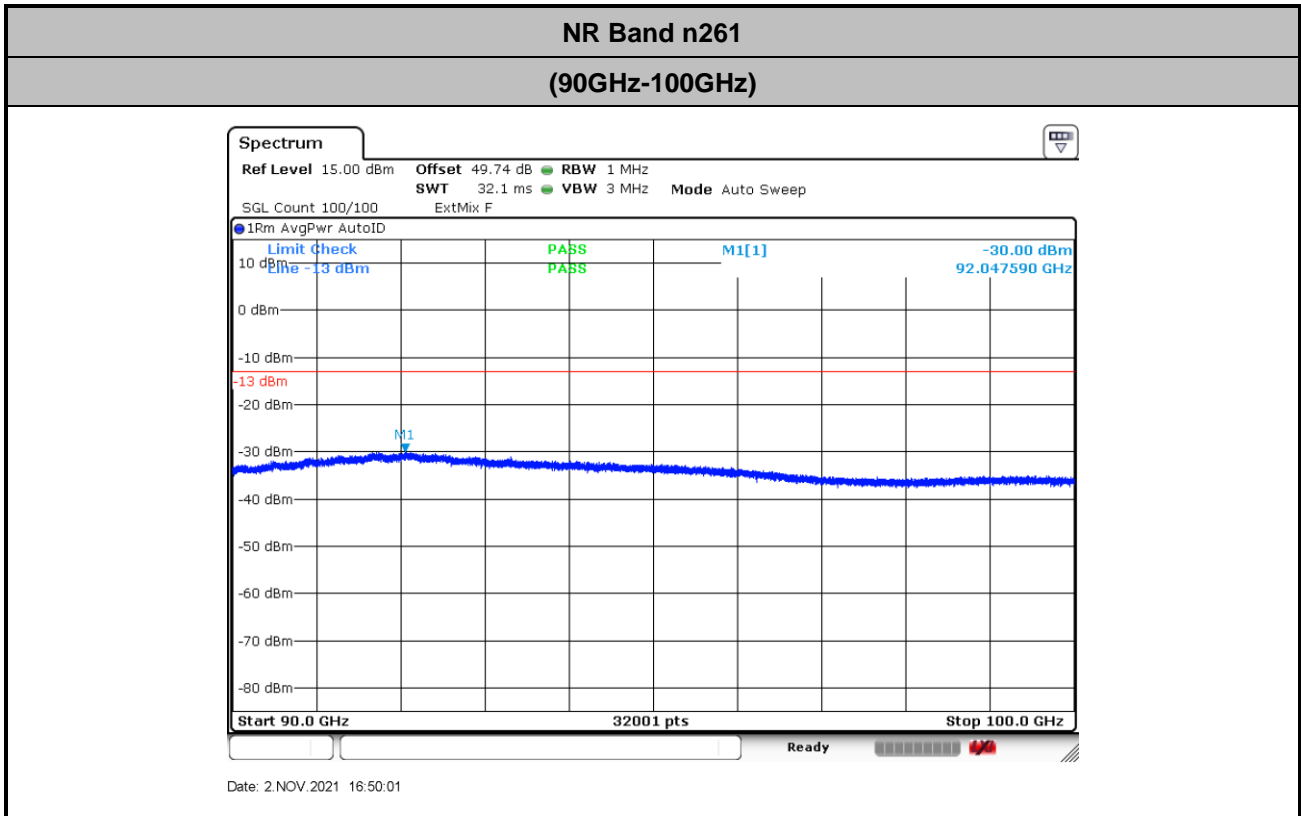
$$\text{Offset} = \text{Antenna Factor (dB/m)} + \text{Cable Loss (dB)} + 107 + 20\log(D) - 104.8$$

$$= 42.3 + 0.34 + 107 + 20\log(1) - 104.8 = 44.84 \text{ (dB)}$$



$$Offset = \text{Antenna Factor (dB/m)} + \text{Cable Loss (dB)} + 107 + 20\log(D) - 104.8$$

$$= 45.4 + 0.34 + 107 + 20\log(1) - 104.8 = 47.94 \text{ (dB)}$$



$$Offset = Antenna Factor (dB/m) + Cable Loss (dB) + 107 + 20\log(D) - 104.8$$

$$= 47.2 + 0.34 + 107 + 20\log(1) - 104.8 = 49.74 (dB)$$



Frequency Stability

| Test Conditions | | NR Band n261 / Middle Channel | | | Limit |
|------------------|-------------------|-------------------------------|-----------------|-----------------|---------|
| Temperature (°C) | Voltage (Volt) | CW tone | | | Note 2. |
| | | Frequency (GHz) | Deviation (kHz) | Deviation (ppm) | Result |
| 50 | Normal Voltage | 27.92703218 | 0.000 | 0.000 | Pass |
| 40 | Normal Voltage | 27.92703217 | 0.014 | 0.001 | |
| 30 | Normal Voltage | 27.92703215 | 0.029 | 0.001 | |
| 20(Ref.) | Normal Voltage | 27.92703218 | 0.000 | 0.000 | |
| 10 | Normal Voltage | 27.92703214 | 0.043 | 0.002 | |
| 0 | Normal Voltage | 27.92703213 | 0.058 | 0.002 | |
| -10 | Normal Voltage | 27.92703211 | 0.072 | 0.003 | |
| -20 | Normal Voltage | 27.9270321 | 0.087 | 0.003 | |
| -30 | Normal Voltage | 27.92703208 | 0.101 | 0.004 | |
| 20 | Maximum Voltage | 27.92703215 | 0.029 | 0.001 | |
| 20 | Normal Voltage | 27.92703215 | 0.029 | 0.001 | |
| 20 | Battery End Point | 27.92703214 | 0.043 | 0.002 | |

Note:

1. Normal Voltage =3.85 V. ; Battery End Point (BEP) =3.60 V. ; Maximum Voltage =4.40 V.
2. The frequency fundamental emissions stay within the operation band.



NR Band n261 Module B AG0+1

Occupied Bandwidth

| Mode | DFT-s-OFDM Module B NR Band n261 : 99%OBW(MHz) | | | | | | | | |
|------------|--|-------|-------|--------|-------|-------|--------|--------|--------|
| | 50MHz | | | 100MHz | | | 200MHz | | |
| Mod. | QPSK | 16QAM | 64QAM | QPSK | 16QAM | 64QAM | QPSK | 16QAM | 64QAM |
| Lowest CH | 45.99 | 46.15 | 46.23 | 91.49 | 91.94 | 91.38 | 192.08 | 192.26 | 192.00 |
| Middle CH | 46.03 | 46.17 | 45.99 | 91.62 | 91.82 | 91.19 | 189.64 | 189.43 | 189.80 |
| Highest CH | 46.09 | 46.14 | 46.24 | 91.60 | 91.63 | 91.33 | 189.71 | 189.79 | 189.56 |

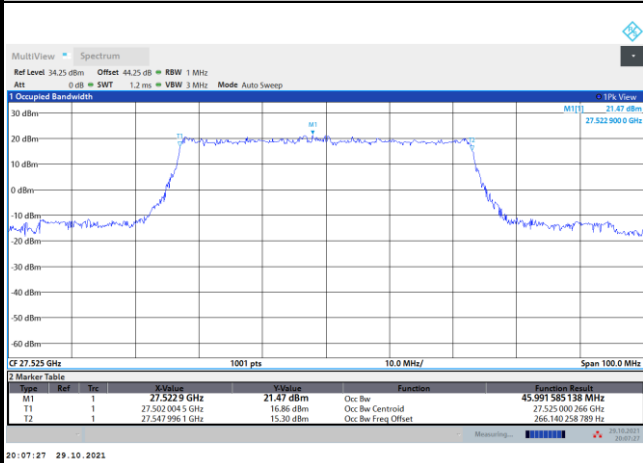
| Mode | CP-OFDM Module B NR Band n261 : 99%OBW(MHz) | | |
|------------|---|--------|--------|
| | 50MHz | 100MHz | 200MHz |
| Mod. | QPSK | QPSK | QPSK |
| Lowest CH | 46.33 | 94.56 | 195.33 |
| Middle CH | 46.25 | 94.81 | 192.31 |
| Highest CH | 46.38 | 94.53 | 192.51 |



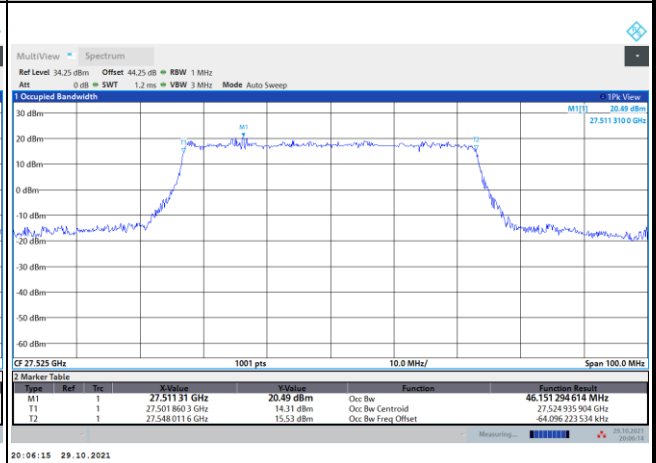
DFT-s-OFDM Module B

NR Band n261

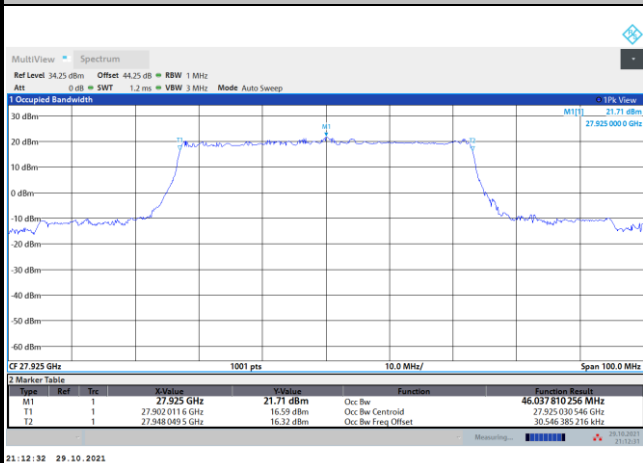
Lowest Channel / 50MHz / QPSK



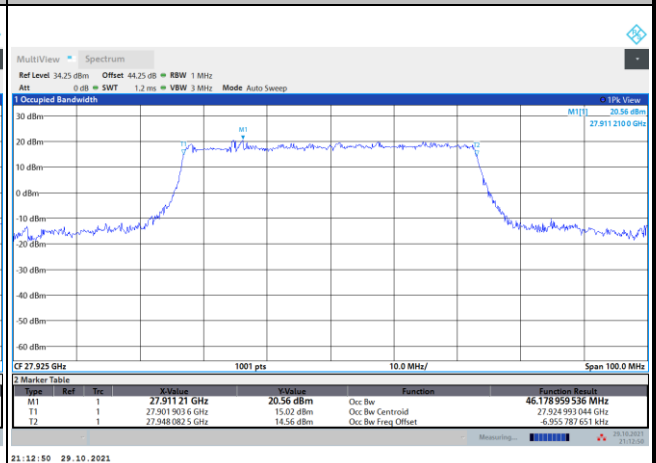
Lowest Channel / 50MHz / 16QAM



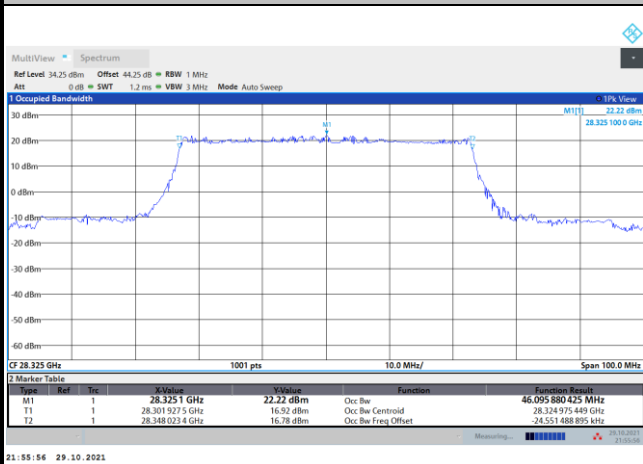
Middle Channel / 50MHz / QPSK



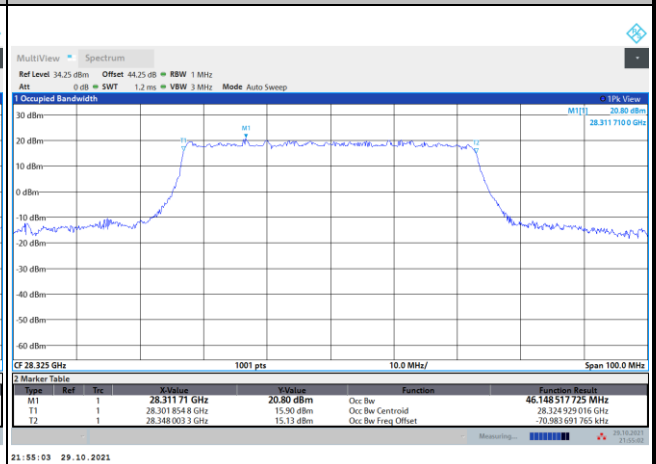
Middle Channel / 50MHz / 16QAM



Highest Channel / 50MHz / QPSK



Highest Channel / 50MHz / 16QAM

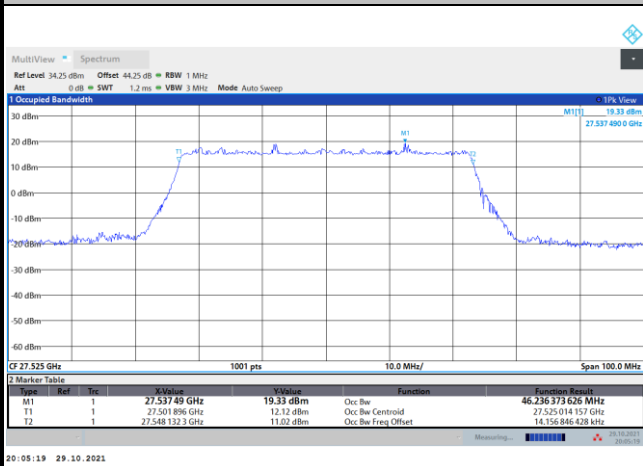




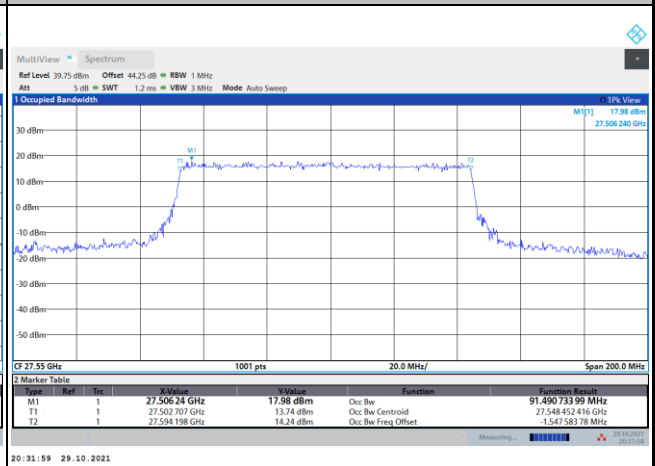
DFT-s-OFDM Module B

NR Band n261

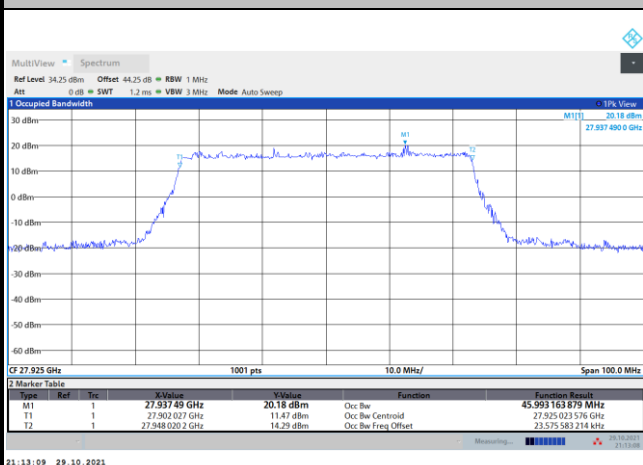
Lowest Channel / 50MHz / 64QAM



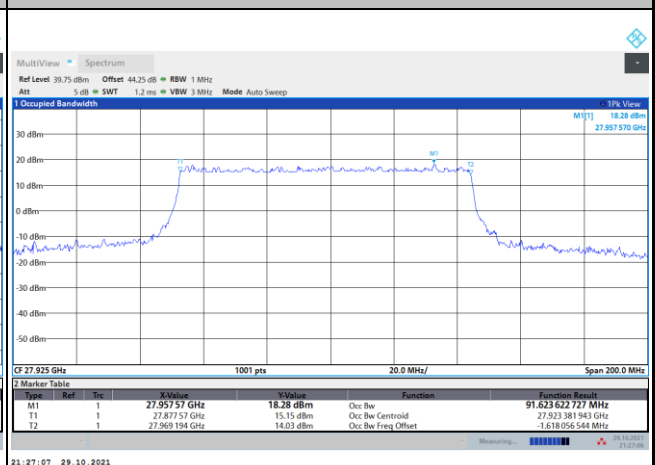
Lowest Channel / 100MHz / QPSK



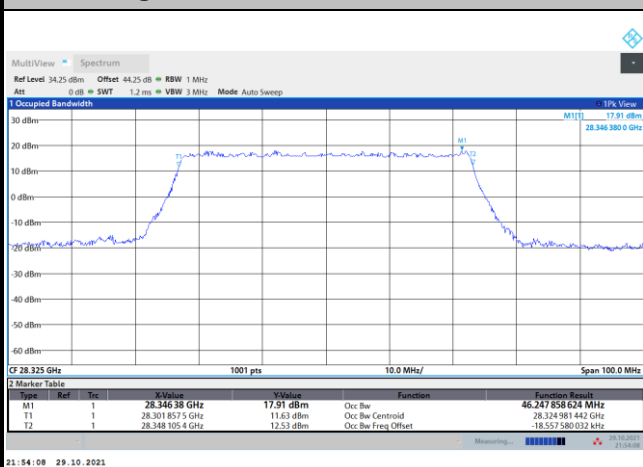
Middle Channel / 50MHz / 64QAM



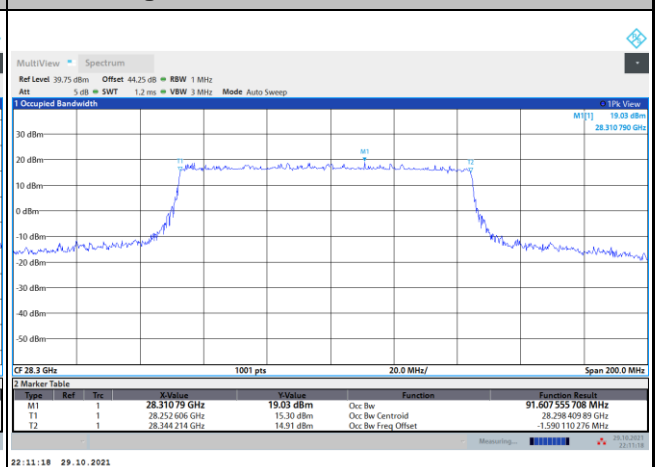
Middle Channel / 100MHz / QPSK



Highest Channel / 50MHz / 64QAM



Highest Channel / 100MHz / QPSK

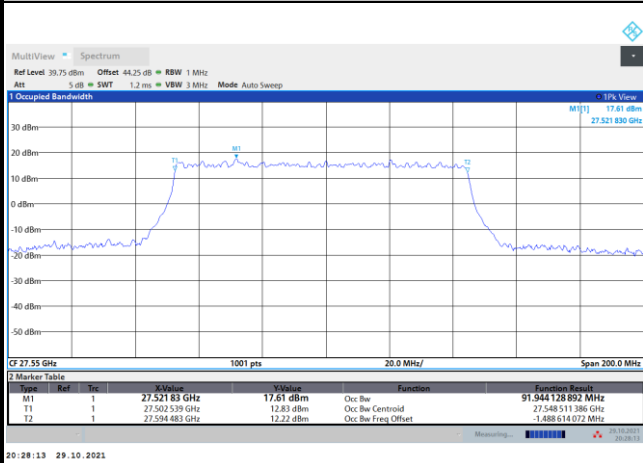




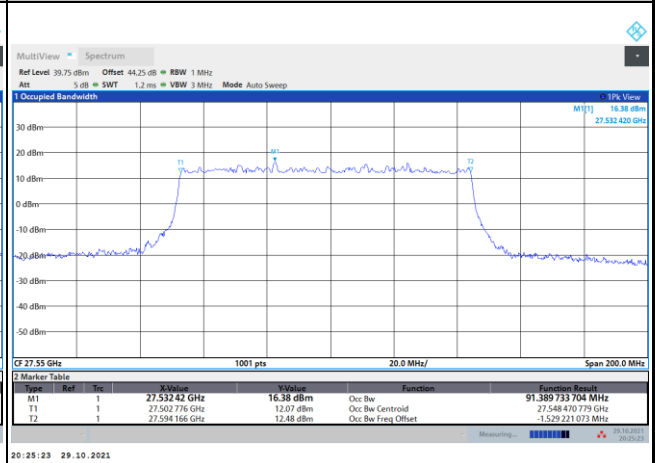
DFT-s-OFDM Module B

NR Band n261

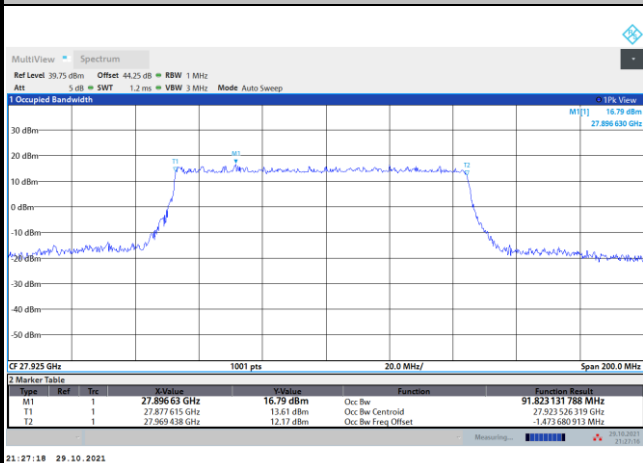
Lowest Channel / 100MHz / 16QAM



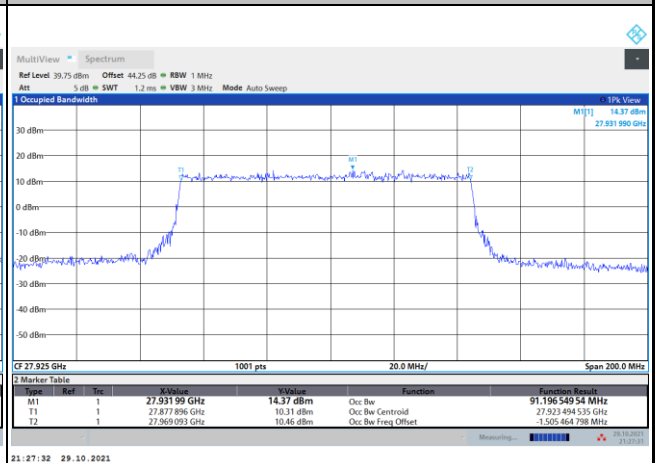
Lowest Channel / 100MHz / 64QAM



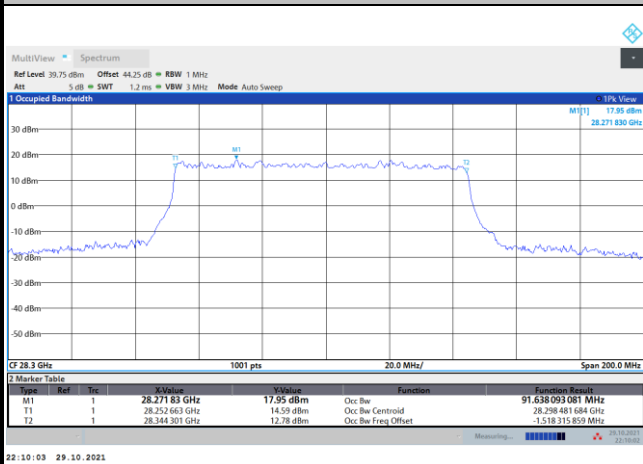
Middle Channel / 100MHz / 16QAM



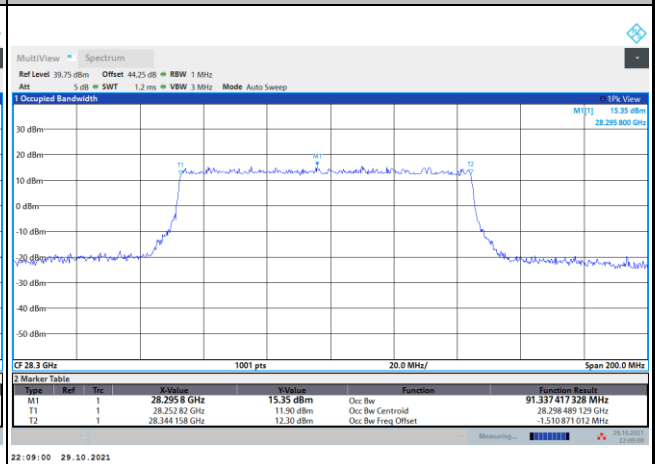
Middle Channel / 100MHz / 64QAM



Highest Channel / 100MHz / 16QAM



Highest Channel / 100MHz / 64QAM

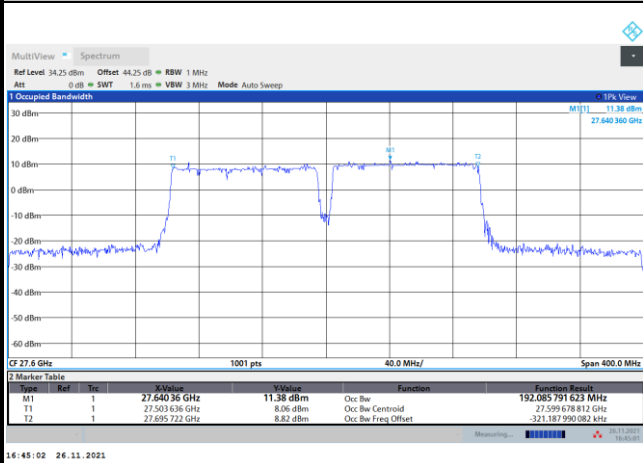




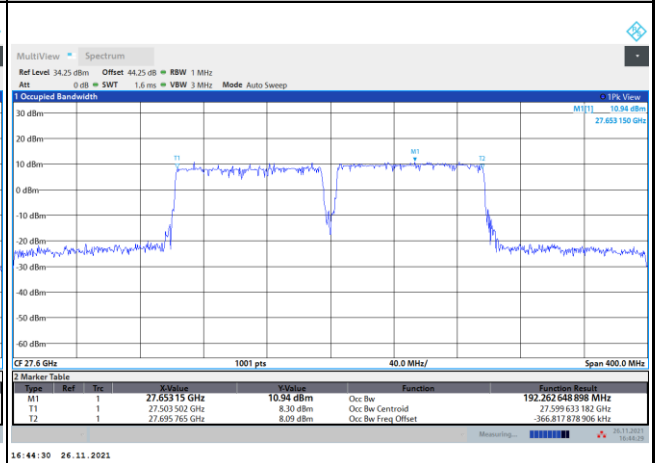
DFT-s-OFDM Module B

NR Band n261

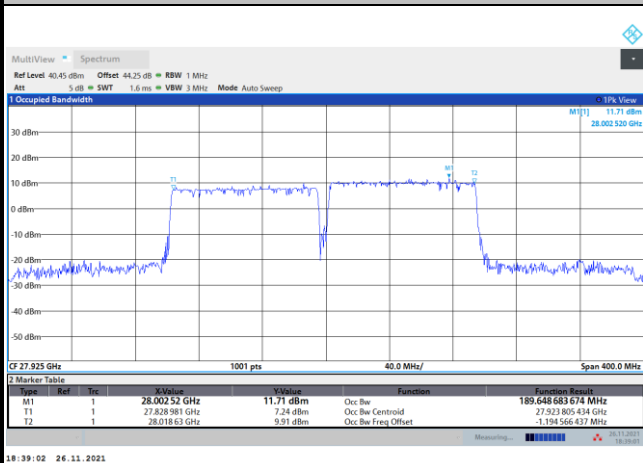
Lowest Channel / 200MHz / QPSK



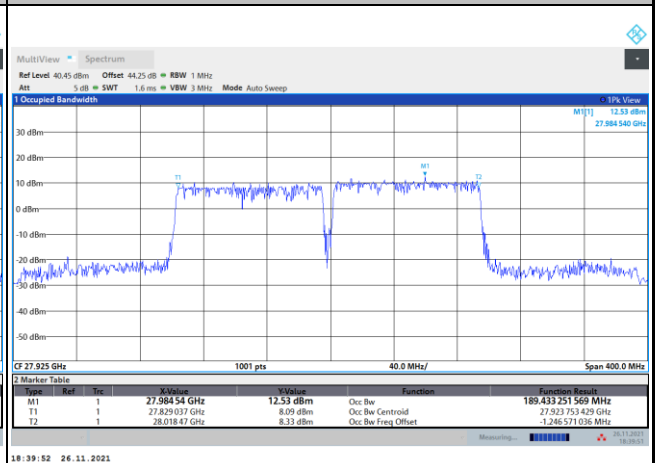
Lowest Channel / 200MHz / 16QAM



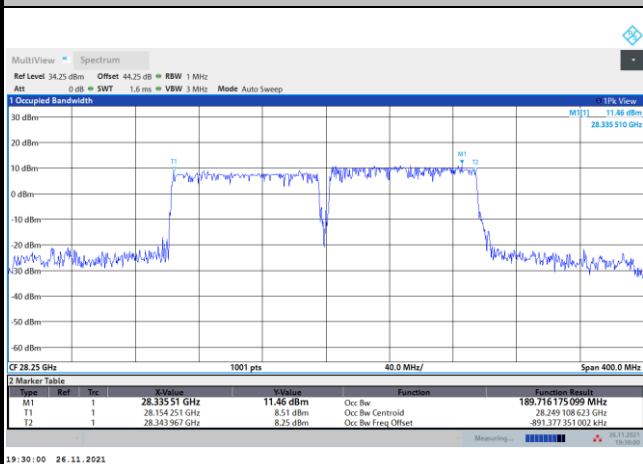
Middle Channel / 200MHz / QPSK



Middle Channel / 200MHz / 16QAM



Highest Channel / 200MHz / QPSK



Highest Channel / 200MHz / 16QAM

