

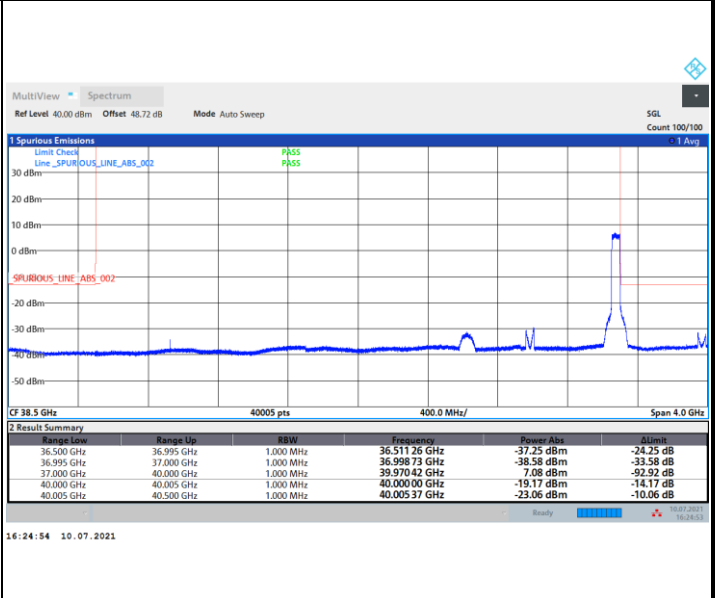
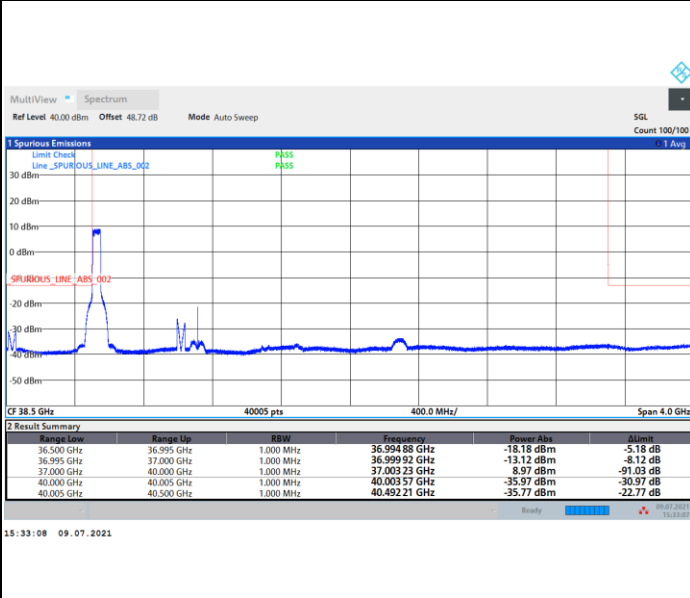


DFT-s-OFDM Module A

NR Band n260 / 50MHz / QPSK

Lowest Band Edge / Full RB

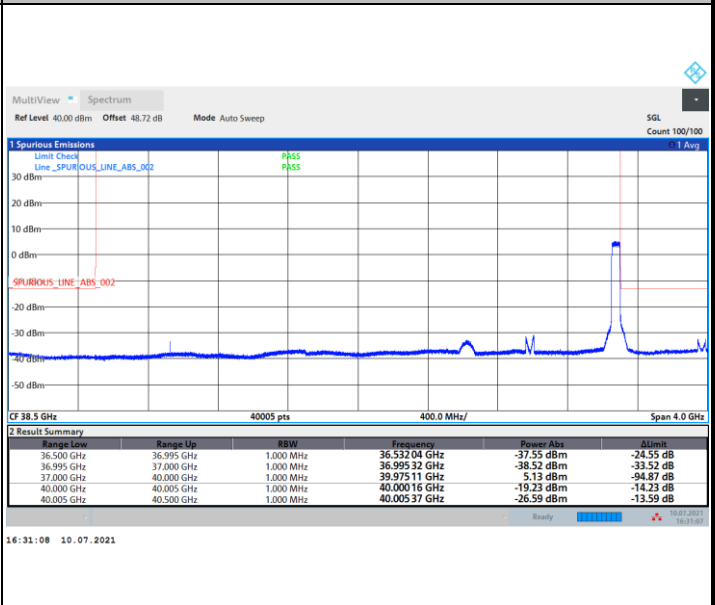
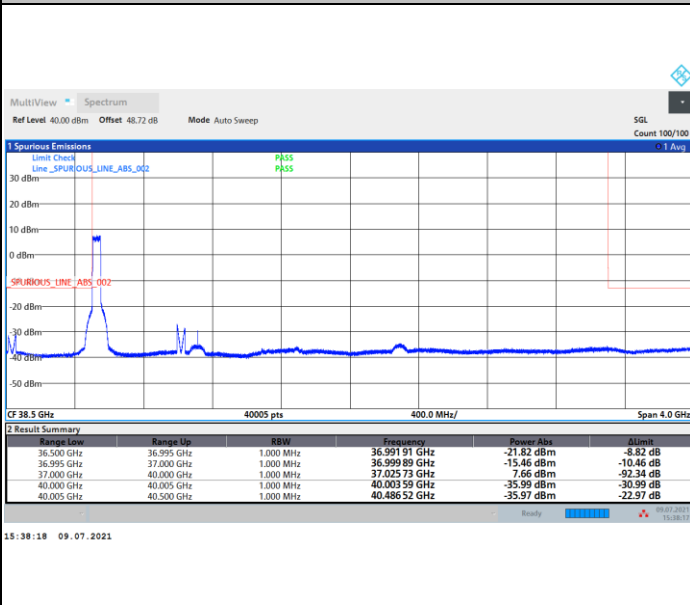
Highest Band Edge / Full RB



NR Band n260 / 50MHz / 16QAM

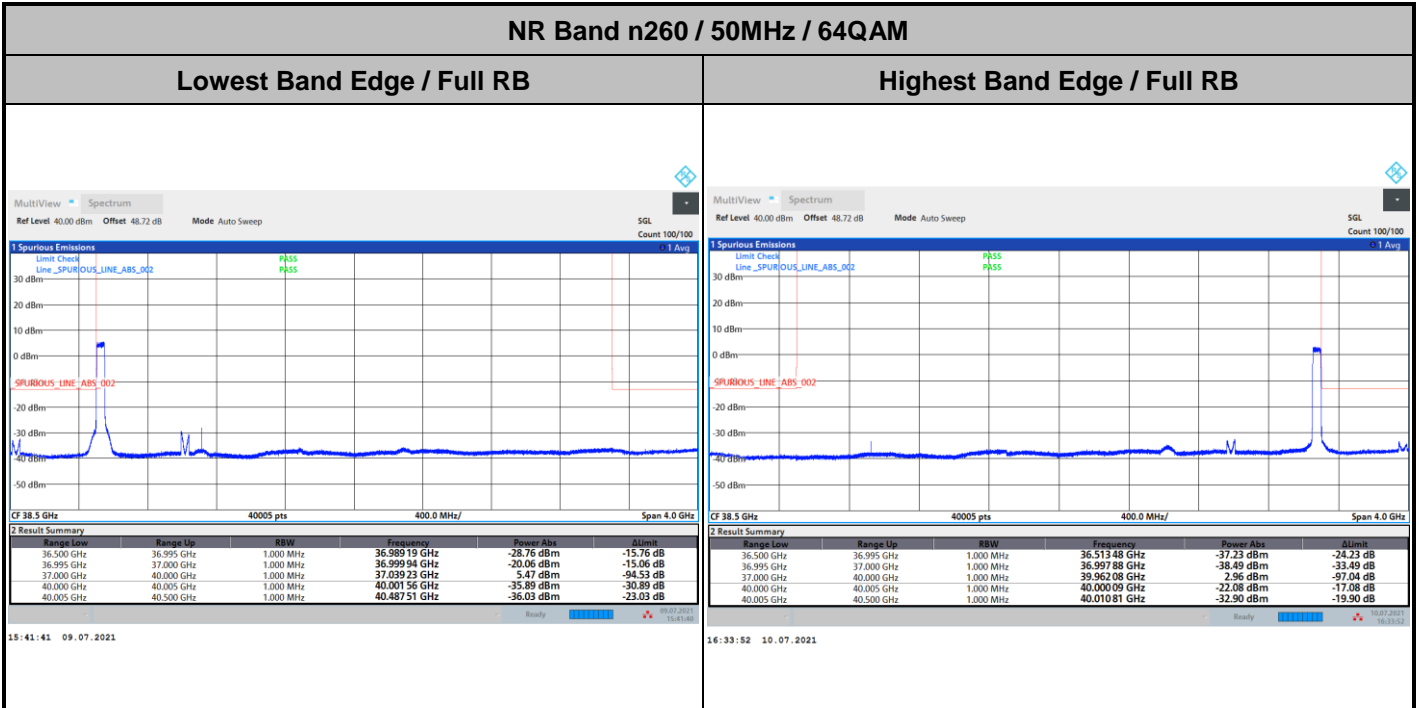
Lowest Band Edge / Full RB

Highest Band Edge / Full RB

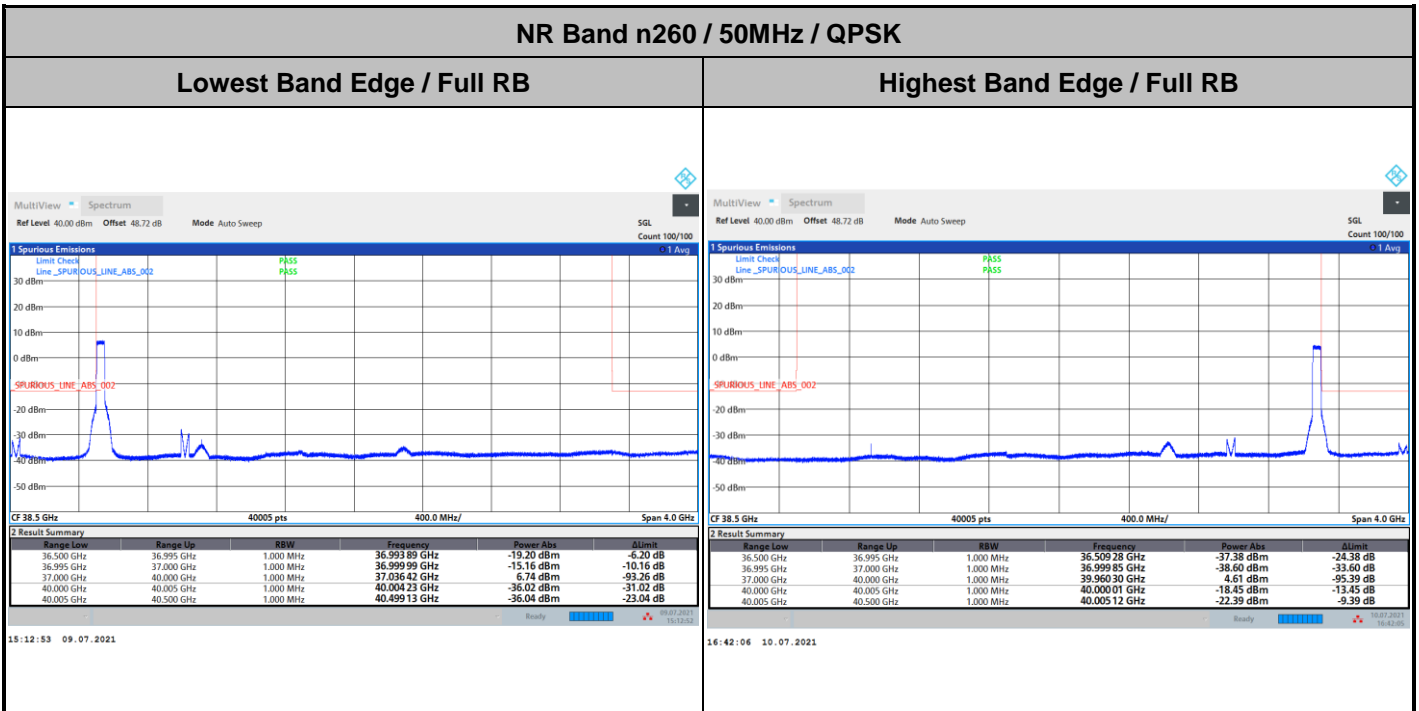




DFT-s-OFDM Module A



CP-OFDM Module A



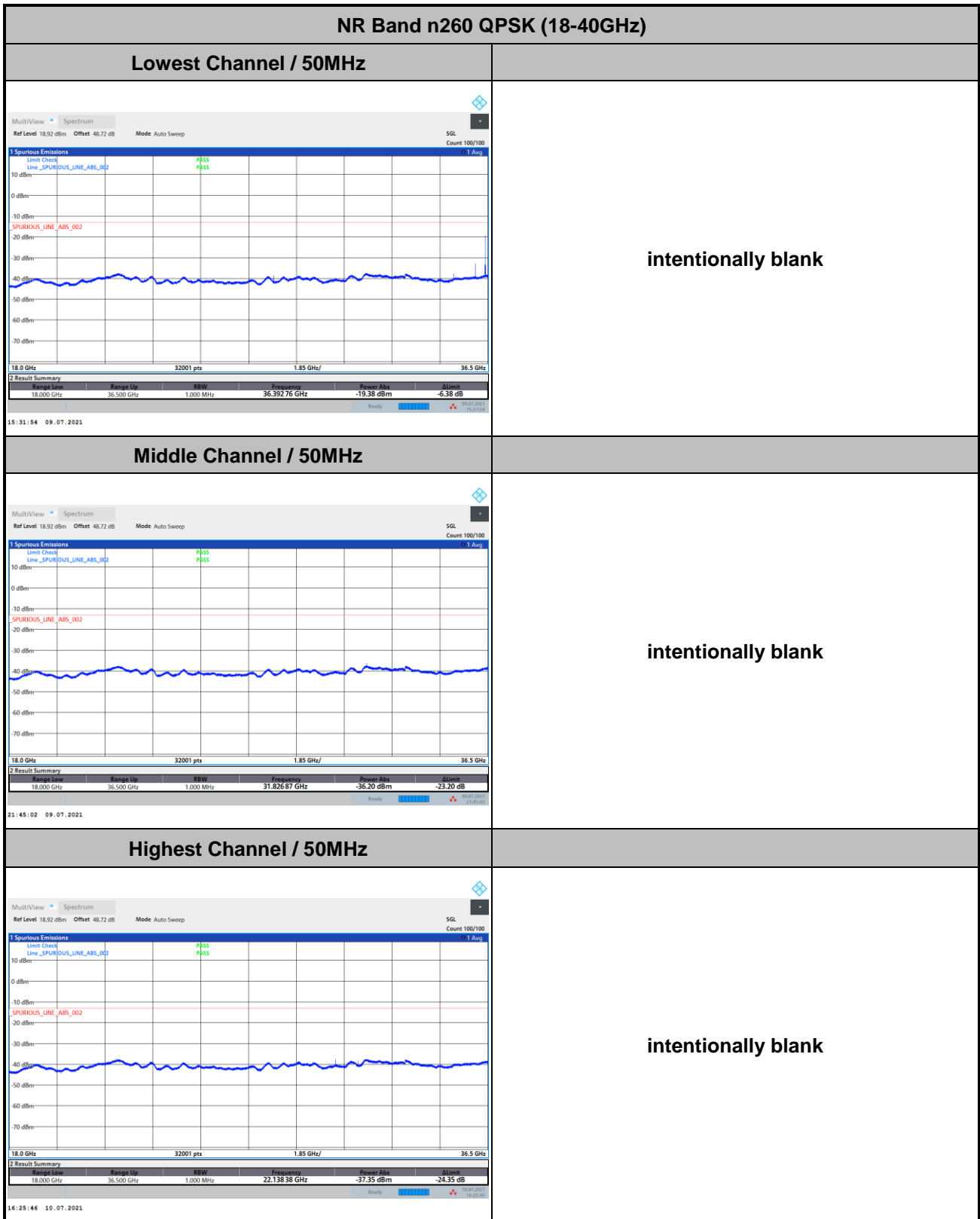


Spurious Emission



Spurious emission between 18GHz to 40GHz worst case plot is reported as following.

DFT-s-OFDM Module A



Remark: In band and out of band frequencies that has reported in previous results are omitted.



CP-OFDM Module A

NR Band n260 QPSK (18-40GHz)													
<p>Lowest Channel / 50MHz</p> <p>MultiView Spectrum Ref Level 18.92 dBm Offset 48.72 dB Mode Auto Sweep SGL Count 100/100</p> <p>Spurious Emissions Limits Check Line_SPURIOUS_LINE_ABS_002 PASS Line_SPURIOUS_LINE_ABS_002 PASS SPURIOUS_LINE_ABS_002</p> <p>18.0 GHz 32001 pts 1.85 GHz/ 36.5 GHz</p> <table border="1"> <thead> <tr> <th>Range Low</th> <th>Range Up</th> <th>RBW</th> <th>Frequency</th> <th>Power Abs</th> <th>Limit</th> </tr> </thead> <tbody> <tr> <td>18.000 GHz</td> <td>36.500 GHz</td> <td>1.000 MHz</td> <td>36.39276 GHz</td> <td>-20.91 dBm</td> <td>-7.91 dB</td> </tr> </tbody> </table> <p>15:27:13 09.07.2021</p>	Range Low	Range Up	RBW	Frequency	Power Abs	Limit	18.000 GHz	36.500 GHz	1.000 MHz	36.39276 GHz	-20.91 dBm	-7.91 dB	<p>intentionally blank</p>
Range Low	Range Up	RBW	Frequency	Power Abs	Limit								
18.000 GHz	36.500 GHz	1.000 MHz	36.39276 GHz	-20.91 dBm	-7.91 dB								
<p>Middle Channel / 50MHz</p> <p>MultiView Spectrum Ref Level 18.92 dBm Offset 48.72 dB Mode Auto Sweep SGL Count 100/100</p> <p>Spurious Emissions Limits Check Line_SPURIOUS_LINE_ABS_002 PASS Line_SPURIOUS_LINE_ABS_002 PASS SPURIOUS_LINE_ABS_002</p> <p>18.0 GHz 32001 pts 1.85 GHz/ 36.5 GHz</p> <table border="1"> <thead> <tr> <th>Range Low</th> <th>Range Up</th> <th>RBW</th> <th>Frequency</th> <th>Power Abs</th> <th>Limit</th> </tr> </thead> <tbody> <tr> <td>18.000 GHz</td> <td>36.500 GHz</td> <td>1.000 MHz</td> <td>31.82629 GHz</td> <td>-36.61 dBm</td> <td>-23.61 dB</td> </tr> </tbody> </table> <p>21:47:36 09.07.2021</p>	Range Low	Range Up	RBW	Frequency	Power Abs	Limit	18.000 GHz	36.500 GHz	1.000 MHz	31.82629 GHz	-36.61 dBm	-23.61 dB	<p>intentionally blank</p>
Range Low	Range Up	RBW	Frequency	Power Abs	Limit								
18.000 GHz	36.500 GHz	1.000 MHz	31.82629 GHz	-36.61 dBm	-23.61 dB								
<p>Highest Channel / 50MHz</p> <p>MultiView Spectrum Ref Level 18.92 dBm Offset 48.72 dB Mode Auto Sweep SGL Count 100/100</p> <p>Spurious Emissions Limits Check Line_SPURIOUS_LINE_ABS_002 PASS Line_SPURIOUS_LINE_ABS_002 PASS SPURIOUS_LINE_ABS_002</p> <p>18.0 GHz 32001 pts 1.85 GHz/ 36.5 GHz</p> <table border="1"> <thead> <tr> <th>Range Low</th> <th>Range Up</th> <th>RBW</th> <th>Frequency</th> <th>Power Abs</th> <th>Limit</th> </tr> </thead> <tbody> <tr> <td>18.000 GHz</td> <td>36.500 GHz</td> <td>1.000 MHz</td> <td>22.15630 GHz</td> <td>-37.53 dBm</td> <td>-24.53 dB</td> </tr> </tbody> </table> <p>16:41:18 10.07.2021</p>	Range Low	Range Up	RBW	Frequency	Power Abs	Limit	18.000 GHz	36.500 GHz	1.000 MHz	22.15630 GHz	-37.53 dBm	-24.53 dB	<p>intentionally blank</p>
Range Low	Range Up	RBW	Frequency	Power Abs	Limit								
18.000 GHz	36.500 GHz	1.000 MHz	22.15630 GHz	-37.53 dBm	-24.53 dB								

Remark: In band and out of band frequencies that has reported in previous results are omitted.



NR Band n260 Module A Beam H+V

Occupied Bandwidth

Mode	DFT-s-OFDM Module A NR Band n260 : 99%OBW(MHz)		
BW	50MHz		
Mod.	QPSK	16QAM	64QAM
Lowest CH	45.98	45.98	45.83
Middle CH	45.99	45.86	45.88
Highest CH	46.27	45.86	45.89

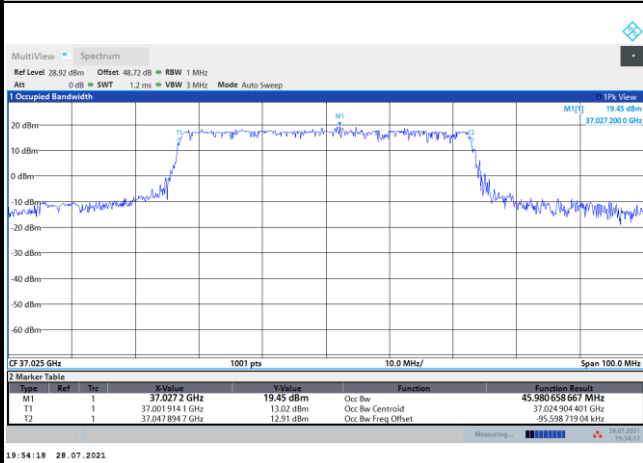
Mode	CP-OFDM Module A NR Band n260 : 99%OBW(MHz)
BW	50MHz
Mod.	QPSK
Lowest CH	46.05
Middle CH	46.04
Highest CH	46.13



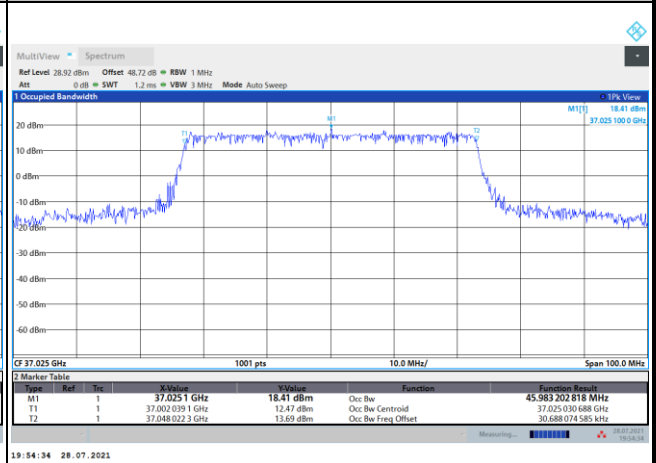
DFT-s-OFDM Module A

NR Band n260

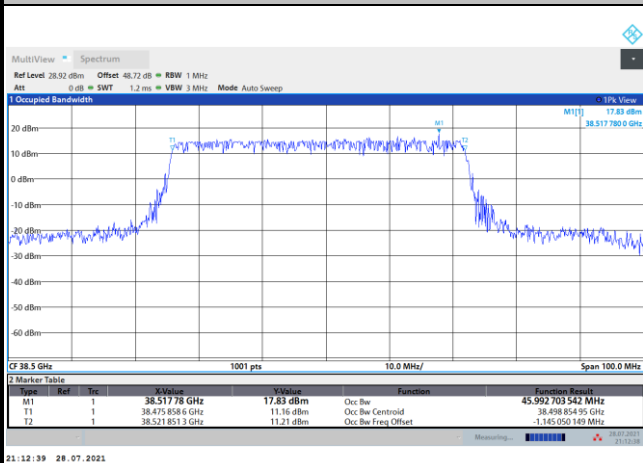
Lowest Channel / 50MHz / QPSK



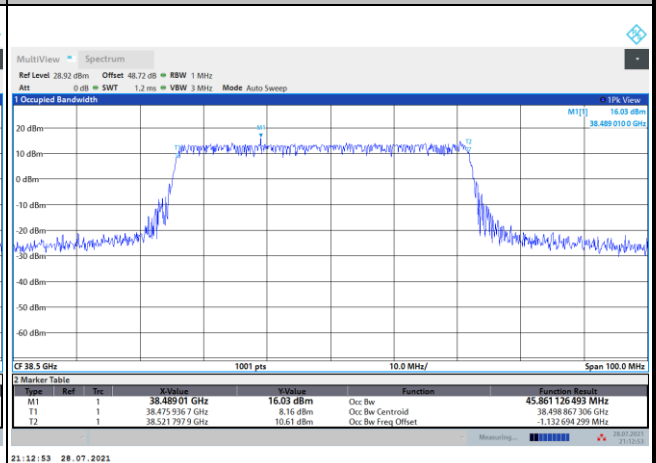
Lowest Channel / 50MHz / 16QAM



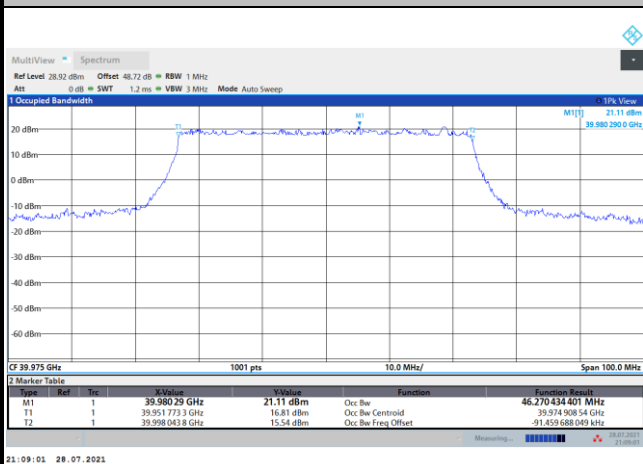
Middle Channel / 50MHz / QPSK



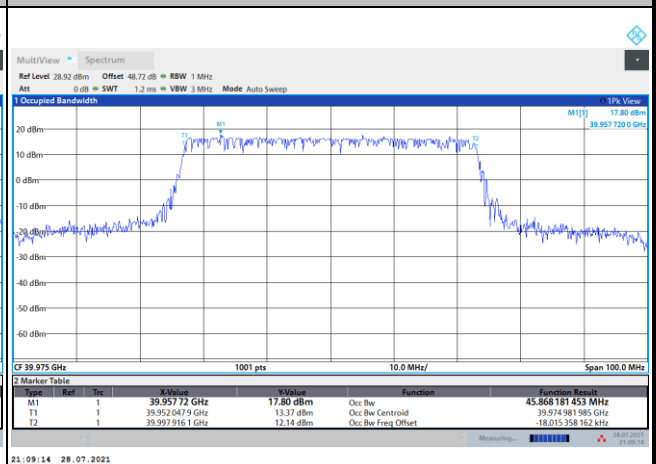
Middle Channel / 50MHz / 16QAM



Highest Channel / 50MHz / QPSK



Highest Channel / 50MHz / 16QAM

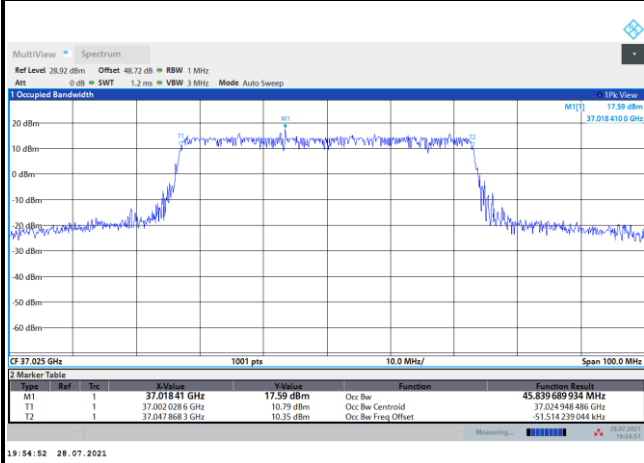




DFT-s-OFDM Module A

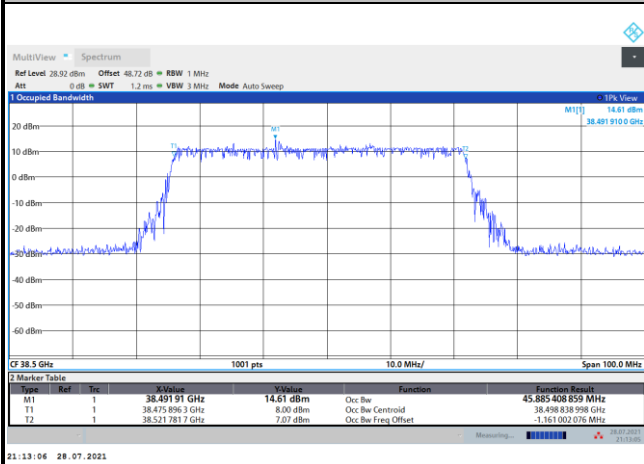
NR Band n260

Lowest Channel / 50MHz / 64QAM



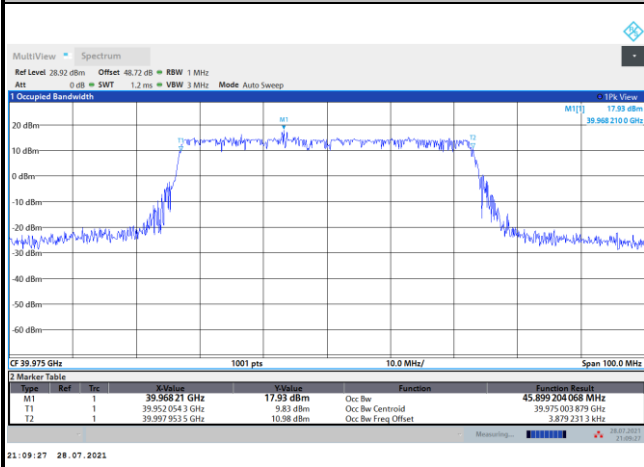
intentionally blank

Middle Channel / 50MHz / 64QAM



intentionally blank

Highest Channel / 50MHz / 64QAM



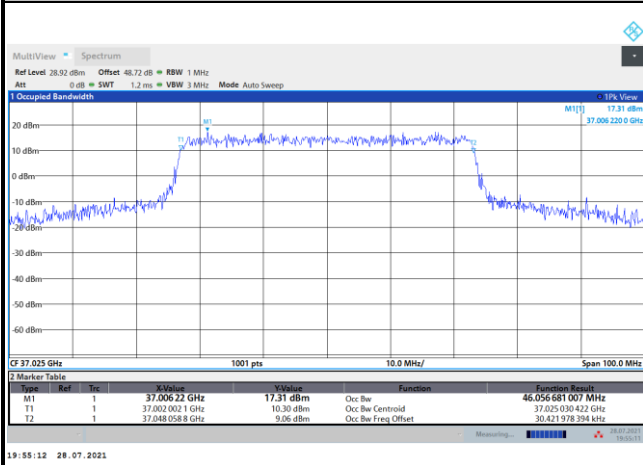
intentionally blank



CP-OFDM Module A

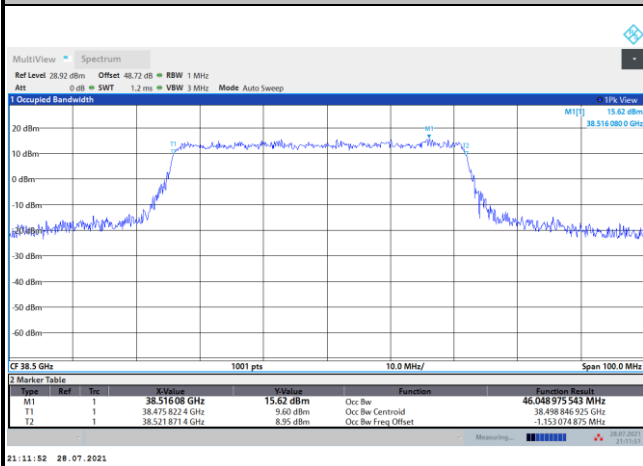
NR Band n260

Lowest Channel / 50MHz / QPSK



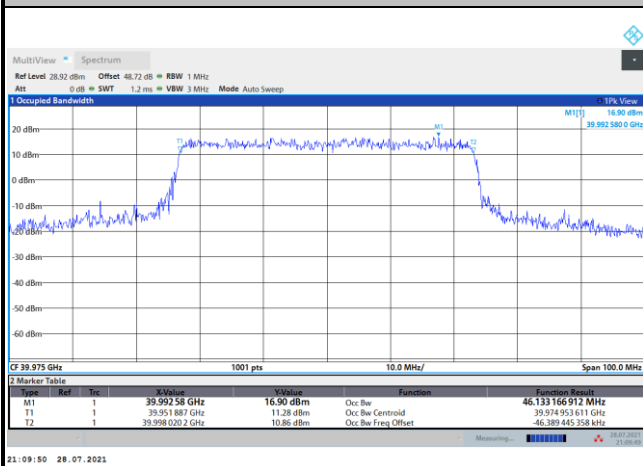
intentionally blank

Middle Channel / 50MHz / QPSK



intentionally blank

Highest Channel / 50MHz / QPSK



intentionally blank

Radiated Out of Band Emissions

Mode			DFT-s-OFDM Module A NR Band n260 : BE (dBm) 1 RB		
BW			50MHz		
Limit (dBm)			QPSK	16QAM	64QAM
Low CH	0~10%OB	≤ -5	-27.26	-26.99	-5.70
	>10%OB	≤ -13	-26.90	-26.87	-17.12
HighCH	0~10%OB	≤ -5	-5.76	-8.64	-10.40
	>10%OB	≤ -13	-18.36	-20.29	-21.90
Result			Compliance		

Mode			CP-OFDM Module A NR Band n260 : BE (dBm) 1 RB		
BW			50MHz		
Limit (dBm)			QPSK		
Low CH	0~10%OB	≤ -5	-27.06		
	>10%OB	≤ -13	-26.81		
High CH	0~10%OB	≤ -5	-7.73		
	>10%OB	≤ -13	-20.37		
Result			Compliance		

Mode			DFT-s-OFDM Module A NR Band n260 : BE (dBm) Full RB		
BW			50MHz		
Limit (dBm)			QPSK	16QAM	64QAM
Low CH	0~10%OB	≤ -5	-28.81	-10.81	-14.65
	>10%OB	≤ -13	-27.23	-13.72	-20.24
HighCH	0~10%OB	≤ -5	-28.31	-13.26	-18.29
	>10%OB	≤ -13	-26.52	-16.70	-23.20
Result			Compliance		

Mode			CP-OFDM Module A NR Band n260 : BE (dBm) Full RB		
BW			50MHz		
Limit (dBm)			QPSK		
Low CH	0~10%OB	≤ -5	-29.15		
	>10%OB	≤ -13	-27.47		
High CH	0~10%OB	≤ -5	-12.29		
	>10%OB	≤ -13	-15.40		
Result			Compliance		

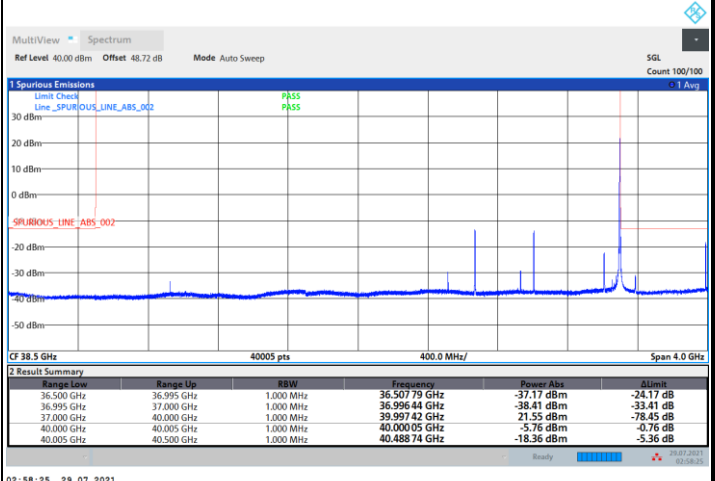
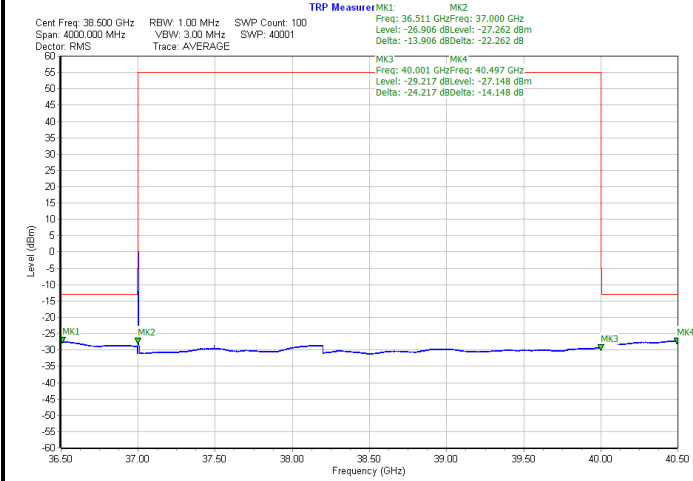


DFT-s-OFDM Module A

NR Band n260 / 50MHz / QPSK

Lowest Band Edge / 1 RB

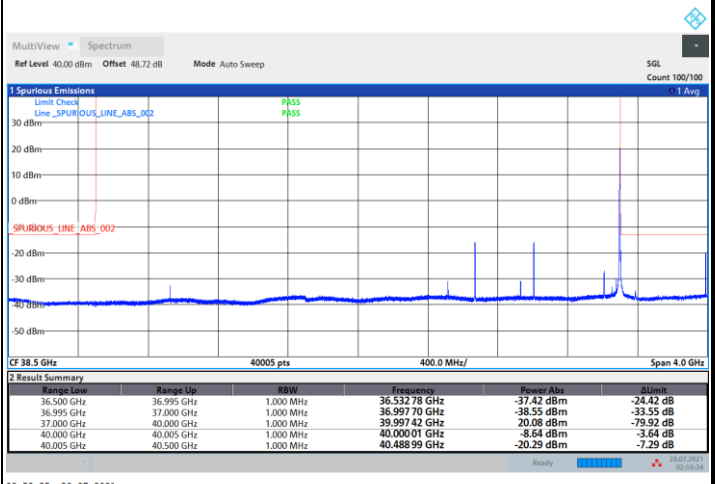
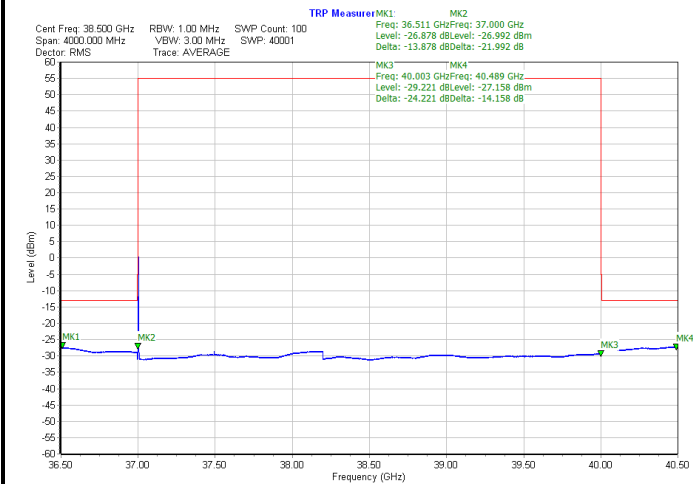
Highest Band Edge / 1 RB



NR Band n260 / 50MHz / 16QAM

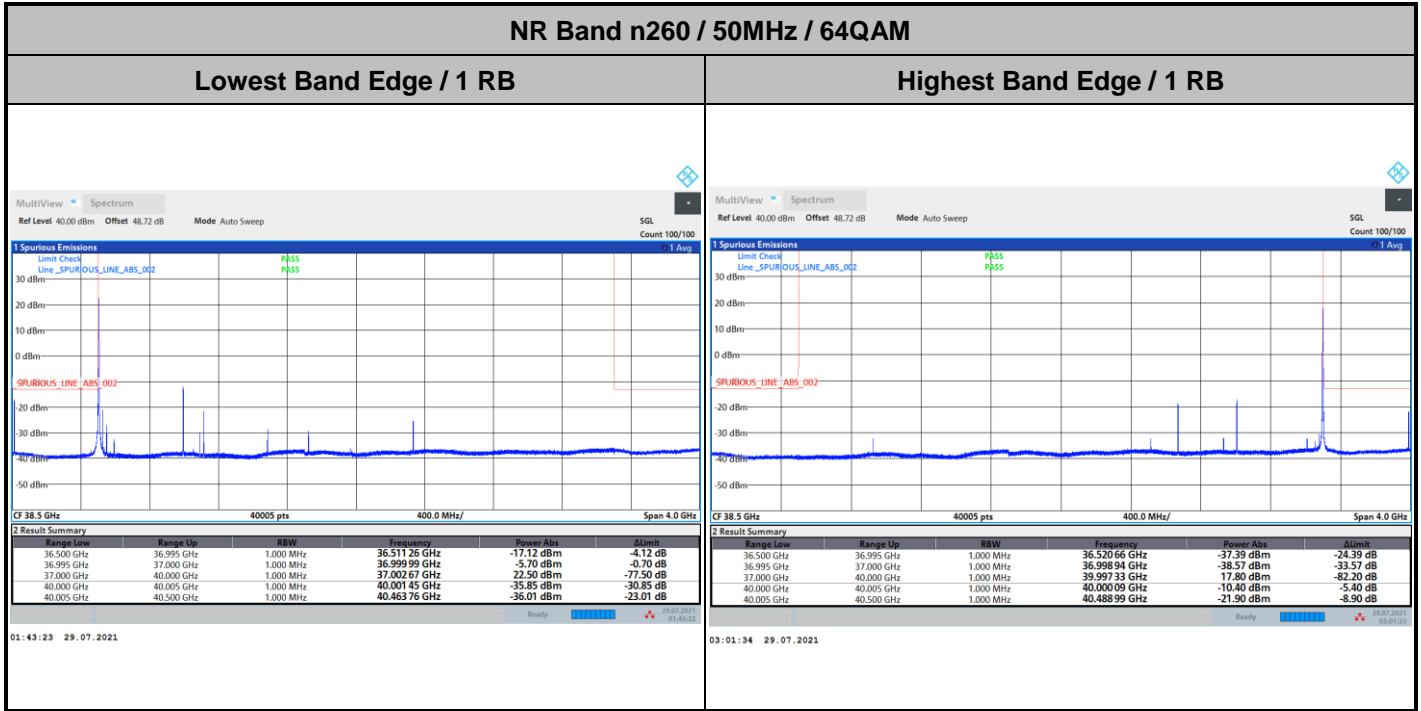
Lowest Band Edge / 1 RB

Highest Band Edge / 1 RB

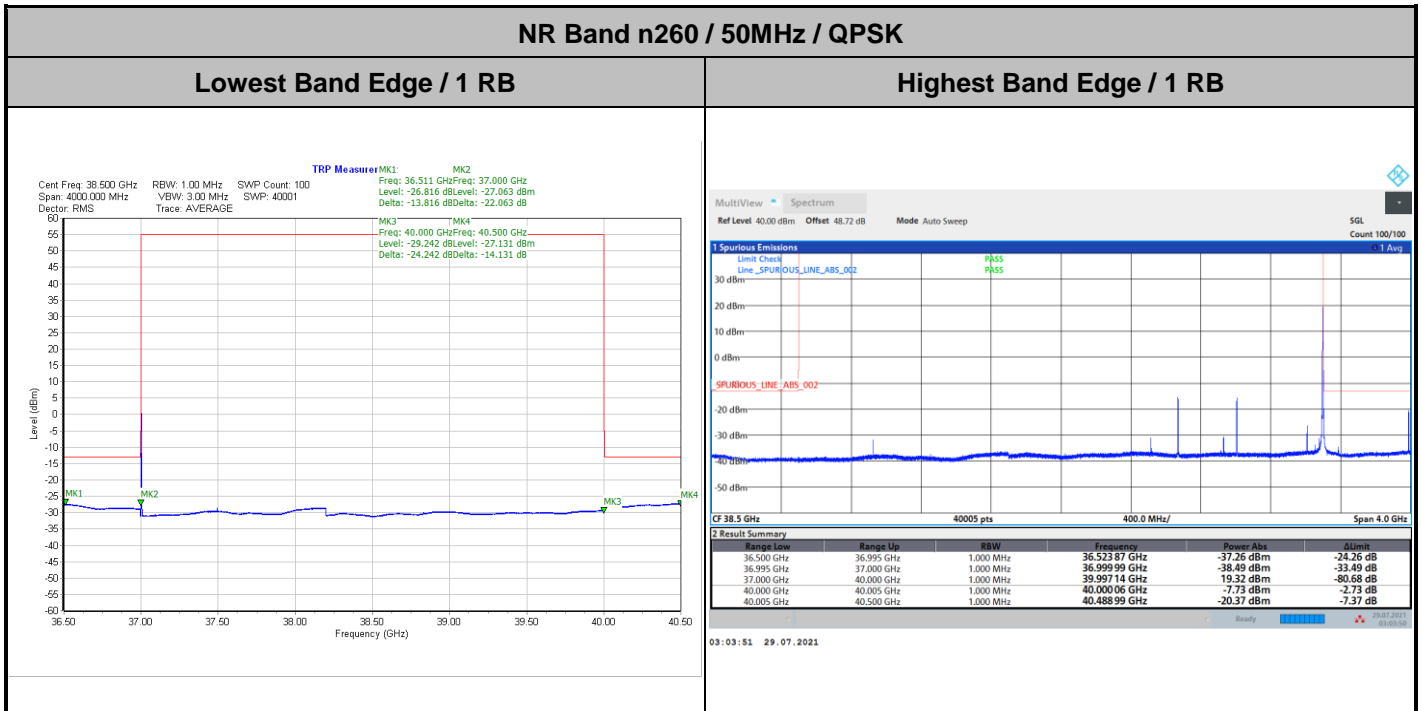




DFT-s-OFDM Module A



CP-OFDM Module A



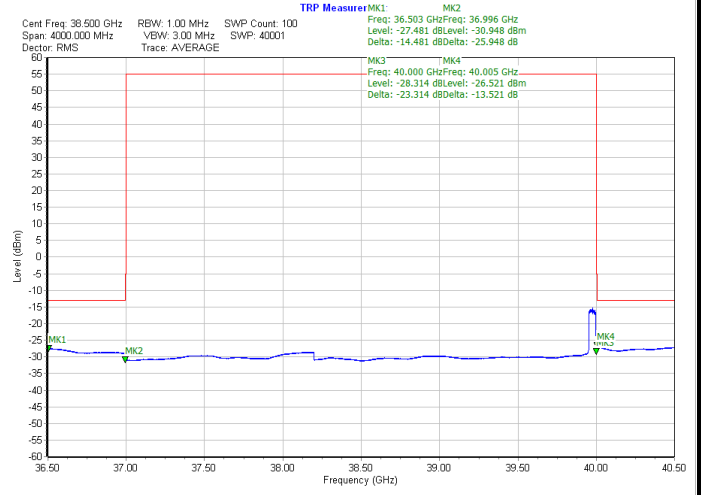
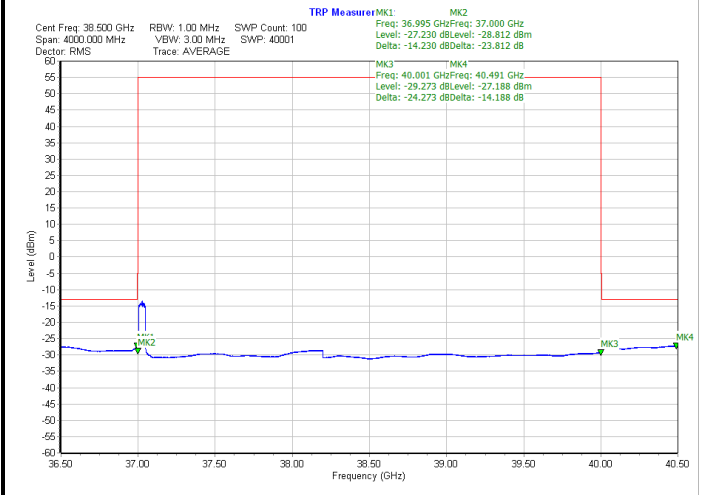


DFT-s-OFDM Module A

NR Band n260 / 50MHz / QPSK

Lowest Band Edge / Full RB

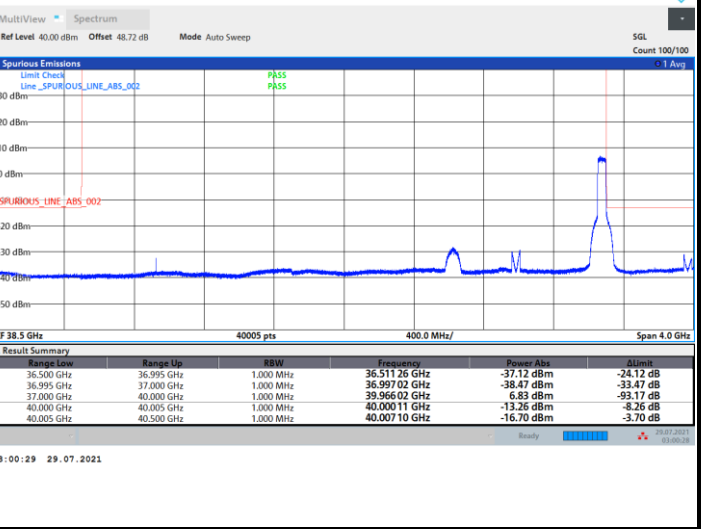
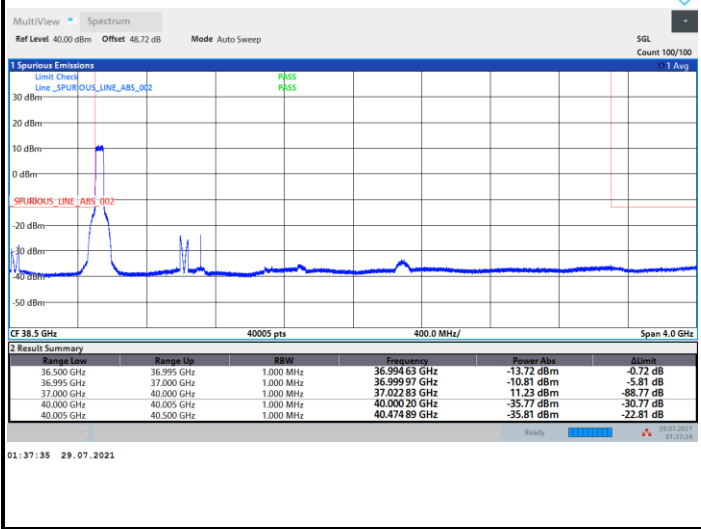
Highest Band Edge / Full RB



NR Band n260 / 50MHz / 16QAM

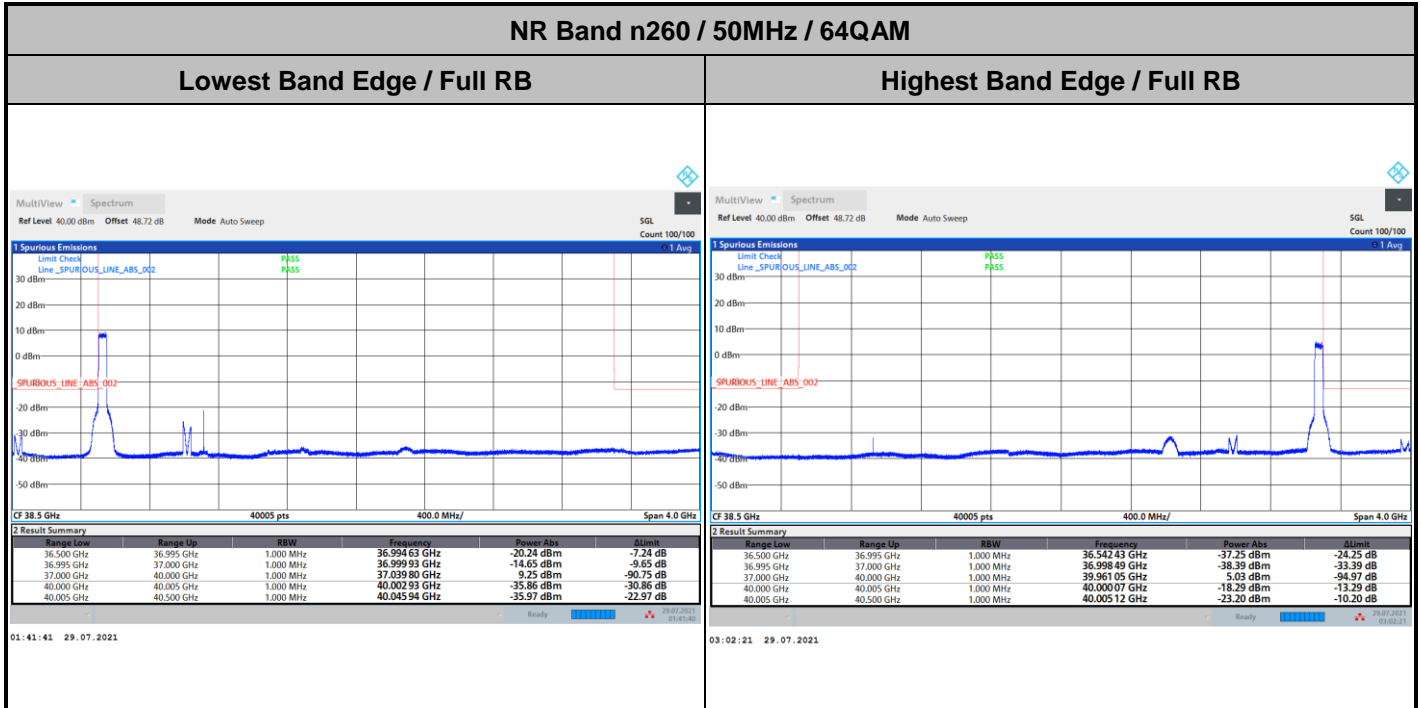
Lowest Band Edge / Full RB

Highest Band Edge / Full RB

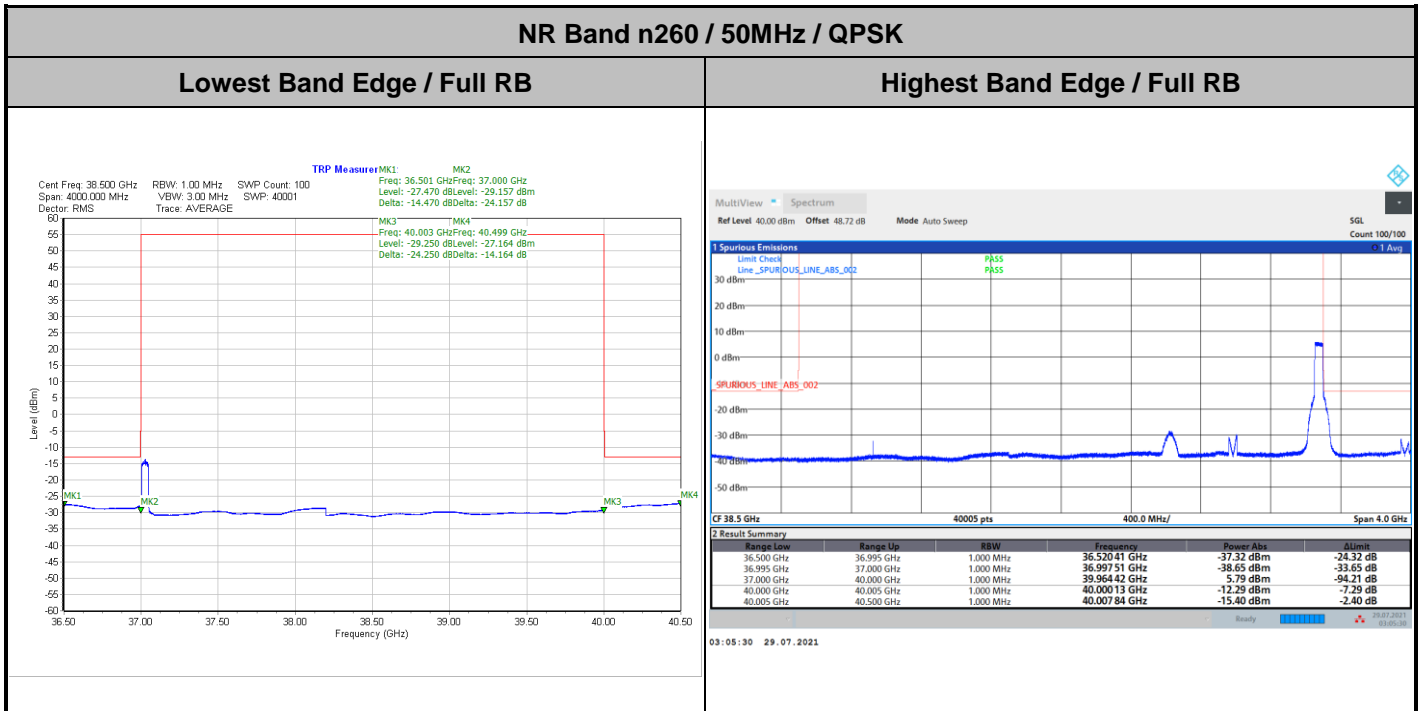




DFT-s-OFDM Module A



CP-OFDM Module A



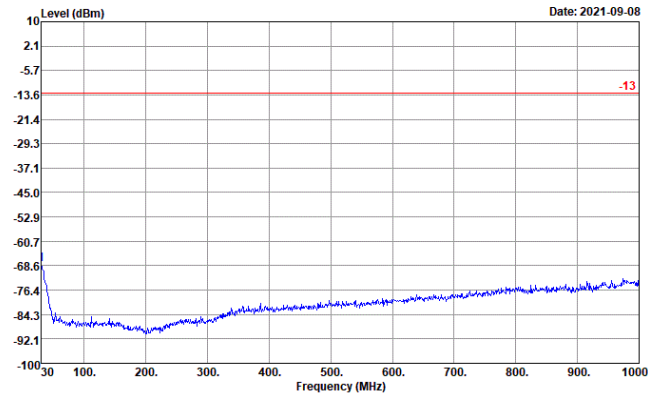


Spurious Emission

There is no significant spurious emission signal found for frequency started from 30MHz up to 18GHz.

NR Band n260 (30MHz-1GHz)

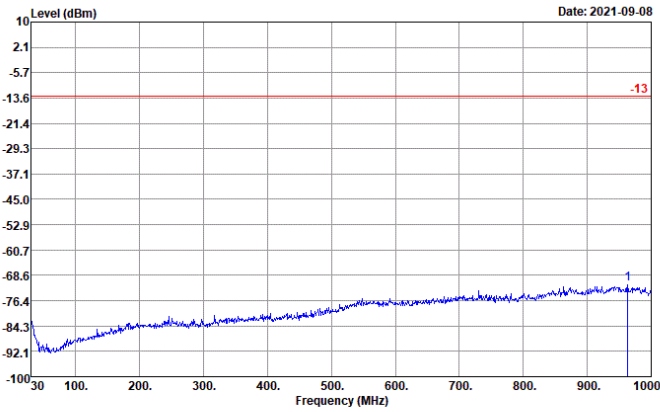
Horizontal



Site : 03CH19-HY
 Condition : -13 ERP EIRP_20210305 HORIZONTAL

: n260											
Freq	Level	Over	Limit	Read	LISN	Cable	Preamp	A/Pos	T/Pos	Remark	
MHz	dBm	dB	dBm	dBm	dB	dB	dB	cm	deg		
1	30.00	-68.22	-55.22	-13.00	-79.93	47.44	0.00	35.73	---	---	Peak

Vertical



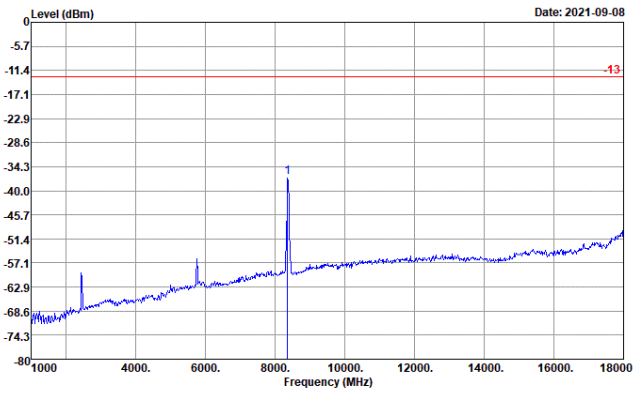
Site : 03CH19-HY
 Condition : -13 ERP EIRP_20210305 VERTICAL

: n260											
Freq	Level	Over	Limit	Read	LISN	Cable	Preamp	A/Pos	T/Pos	Remark	
MHz	dBm	dB	dBm	dBm	dB	dB	dB	cm	deg		
1	963.14	-71.21	-58.21	-13.00	-80.85	42.75	0.00	33.11	---	---	Peak



NR Band n260 (1GHz-18GHz)

Horizontal

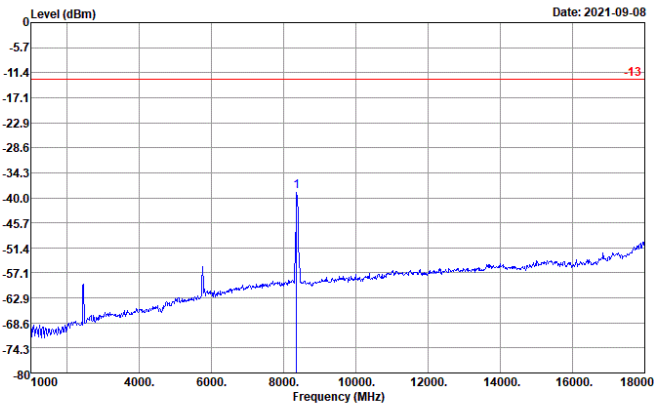


Site : 03CH19-HY
 Condition : -13 ERP EIRP_20210305 HORIZONTAL

: n260

Freq	Level	Over Limit	Limit Line	Read Level	LISN Factor	Cable Loss	Preamp Factor	A/Pos	T/Pos	Remark
MHz	dBm	dB	dBm	dBm	dB	dB	dB	cm	deg	
1 8361.00	-36.88	-23.88	-13.00	-61.38	64.75	0.00	40.25	---	---	Peak

Vertical



Site : 03CH19-HY
 Condition : -13 ERP EIRP_20210305 VERTICAL

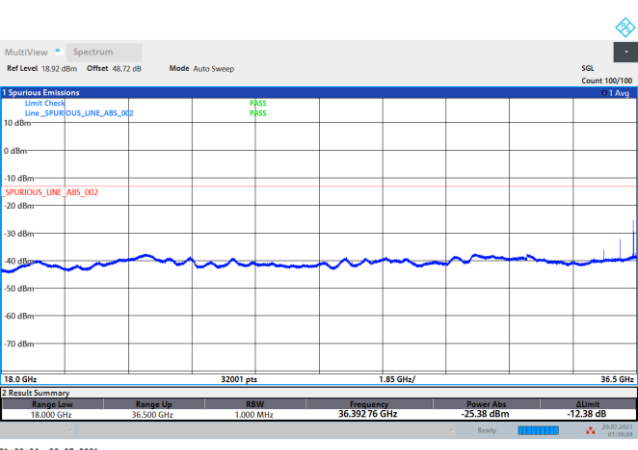
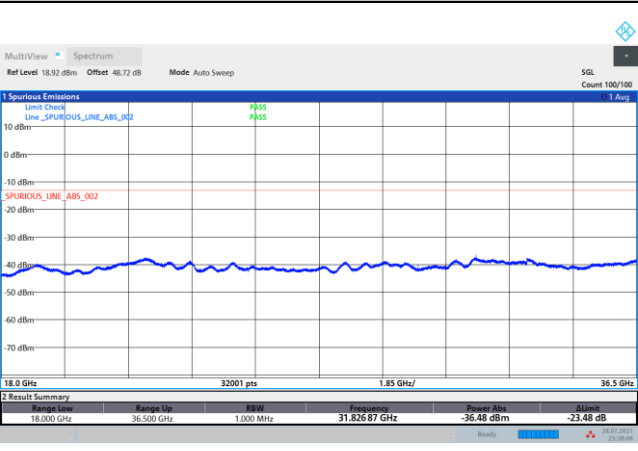
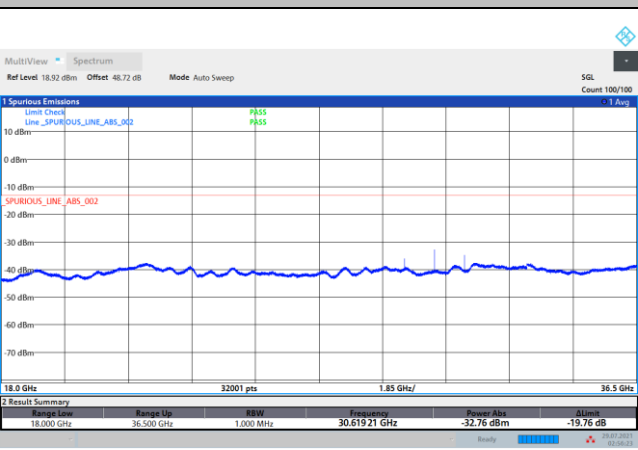
: n260

Freq	Level	Over Limit	Limit Line	Read Level	LISN Factor	Cable Loss	Preamp Factor	A/Pos	T/Pos	Remark
MHz	dBm	dB	dBm	dBm	dB	dB	dB	cm	deg	
1 8361.00	-38.58	-25.58	-13.00	-63.54	65.21	0.00	40.25	---	---	Peak



Spurious emission between 18GHz to 40GHz worst case plot is reported as following.

DFT-s-OFDM Module A

NR Band n260 QPSK (18-40GHz)	
Lowest Channel / 50MHz	
	intentionally blank
Middle Channel / 50MHz	
	intentionally blank
Highest Channel / 50MHz	
	intentionally blank

Remark: In band and out of band frequencies that has reported in previous results are omitted.



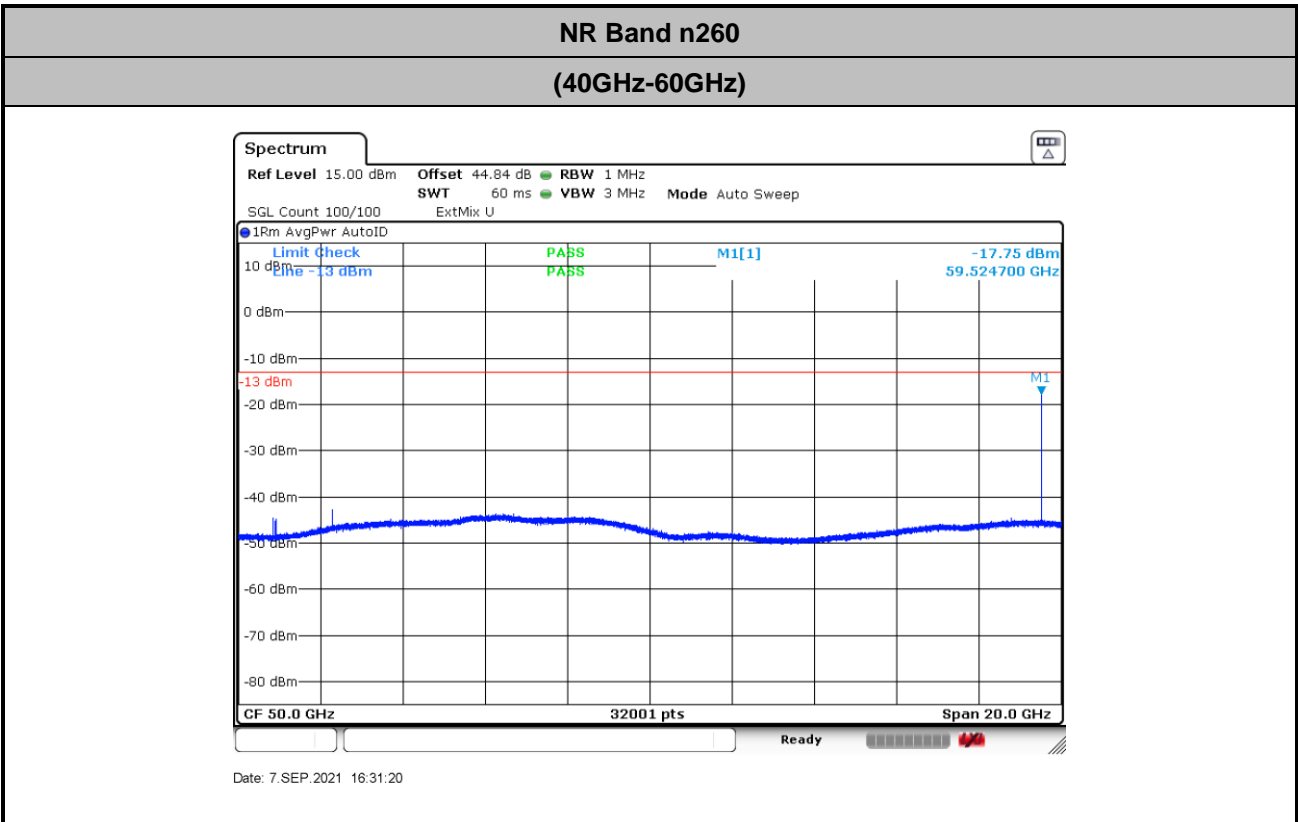
CP-OFDM Module A

NR Band n260 QPSK (18-40GHz)																	
<p>Lowest Channel / 50MHz</p> <table border="1"><caption>Spurious Emissions</caption><thead><tr><th>Line Check</th><th>Status</th></tr></thead><tbody><tr><td>Line_SPURIOUS_LINE_ABS_002</td><td>PASS</td></tr></tbody></table> <table border="1"><caption>Result Summary</caption><thead><tr><th>Range Low</th><th>Range Up</th><th>RBW</th><th>Frequency</th><th>Power Abs</th><th>Limit</th></tr></thead><tbody><tr><td>18.000 GHz</td><td>36.500 GHz</td><td>1.000 MHz</td><td>36.39218 GHz</td><td>-29.31 dBm</td><td>-15.31 dB</td></tr></tbody></table> <p>01:45:29 29.07.2021</p>	Line Check	Status	Line_SPURIOUS_LINE_ABS_002	PASS	Range Low	Range Up	RBW	Frequency	Power Abs	Limit	18.000 GHz	36.500 GHz	1.000 MHz	36.39218 GHz	-29.31 dBm	-15.31 dB	<p>intentionally blank</p>
Line Check	Status																
Line_SPURIOUS_LINE_ABS_002	PASS																
Range Low	Range Up	RBW	Frequency	Power Abs	Limit												
18.000 GHz	36.500 GHz	1.000 MHz	36.39218 GHz	-29.31 dBm	-15.31 dB												
<p>Middle Channel / 50MHz</p> <table border="1"><caption>Spurious Emissions</caption><thead><tr><th>Line Check</th><th>Status</th></tr></thead><tbody><tr><td>Line_SPURIOUS_LINE_ABS_002</td><td>PASS</td></tr></tbody></table> <table border="1"><caption>Result Summary</caption><thead><tr><th>Range Low</th><th>Range Up</th><th>RBW</th><th>Frequency</th><th>Power Abs</th><th>Limit</th></tr></thead><tbody><tr><td>18.000 GHz</td><td>36.500 GHz</td><td>1.000 MHz</td><td>31.82629 GHz</td><td>-37.22 dBm</td><td>-24.22 dB</td></tr></tbody></table> <p>23:39:25 28.07.2021</p>	Line Check	Status	Line_SPURIOUS_LINE_ABS_002	PASS	Range Low	Range Up	RBW	Frequency	Power Abs	Limit	18.000 GHz	36.500 GHz	1.000 MHz	31.82629 GHz	-37.22 dBm	-24.22 dB	<p>intentionally blank</p>
Line Check	Status																
Line_SPURIOUS_LINE_ABS_002	PASS																
Range Low	Range Up	RBW	Frequency	Power Abs	Limit												
18.000 GHz	36.500 GHz	1.000 MHz	31.82629 GHz	-37.22 dBm	-24.22 dB												
<p>Highest Channel / 50MHz</p> <table border="1"><caption>Spurious Emissions</caption><thead><tr><th>Line Check</th><th>Status</th></tr></thead><tbody><tr><td>Line_SPURIOUS_LINE_ABS_002</td><td>PASS</td></tr></tbody></table> <table border="1"><caption>Result Summary</caption><thead><tr><th>Range Low</th><th>Range Up</th><th>RBW</th><th>Frequency</th><th>Power Abs</th><th>Limit</th></tr></thead><tbody><tr><td>18.000 GHz</td><td>36.500 GHz</td><td>1.000 MHz</td><td>30.61921 GHz</td><td>-31.37 dBm</td><td>-18.37 dB</td></tr></tbody></table> <p>03:04:45 29.07.2021</p>	Line Check	Status	Line_SPURIOUS_LINE_ABS_002	PASS	Range Low	Range Up	RBW	Frequency	Power Abs	Limit	18.000 GHz	36.500 GHz	1.000 MHz	30.61921 GHz	-31.37 dBm	-18.37 dB	<p>intentionally blank</p>
Line Check	Status																
Line_SPURIOUS_LINE_ABS_002	PASS																
Range Low	Range Up	RBW	Frequency	Power Abs	Limit												
18.000 GHz	36.500 GHz	1.000 MHz	30.61921 GHz	-31.37 dBm	-18.37 dB												

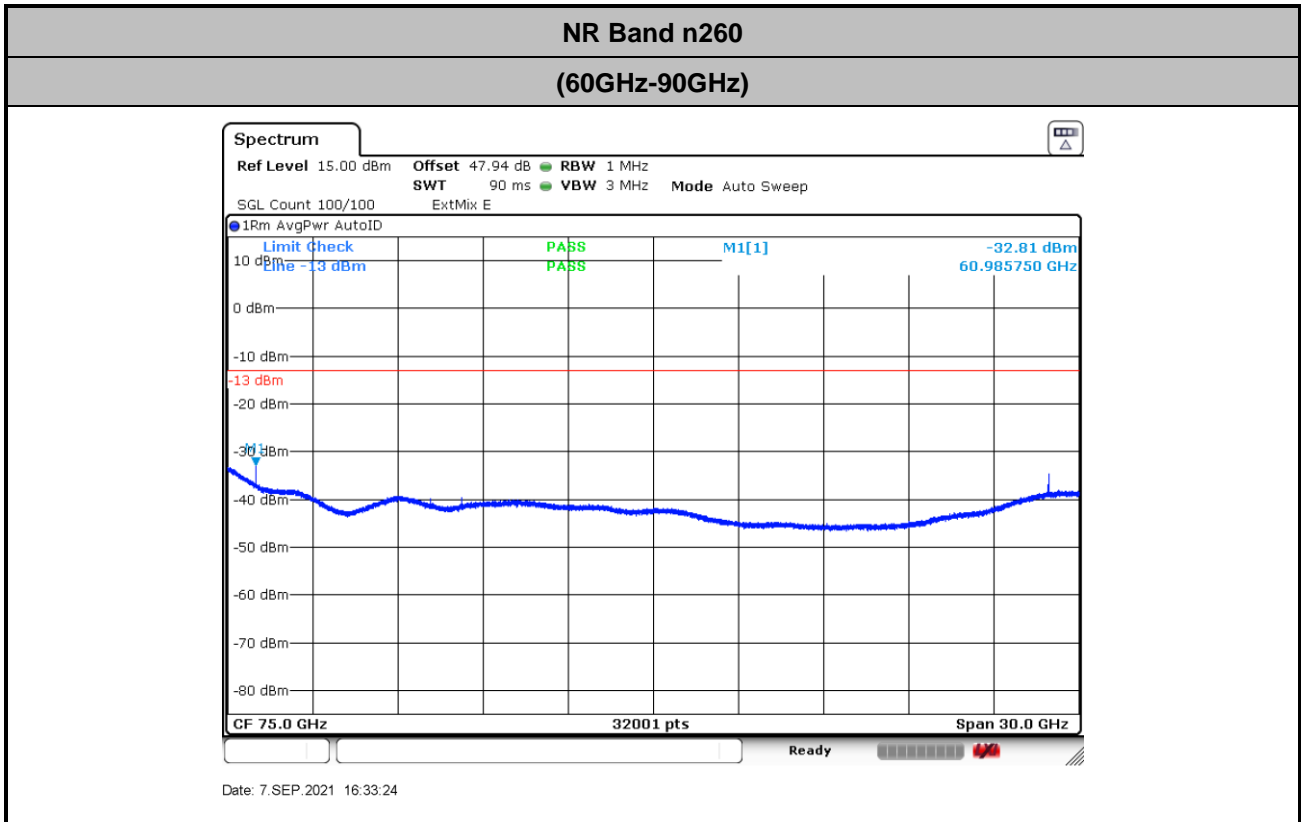
Remark: In band and out of band frequencies that has reported in previous results are omitted.



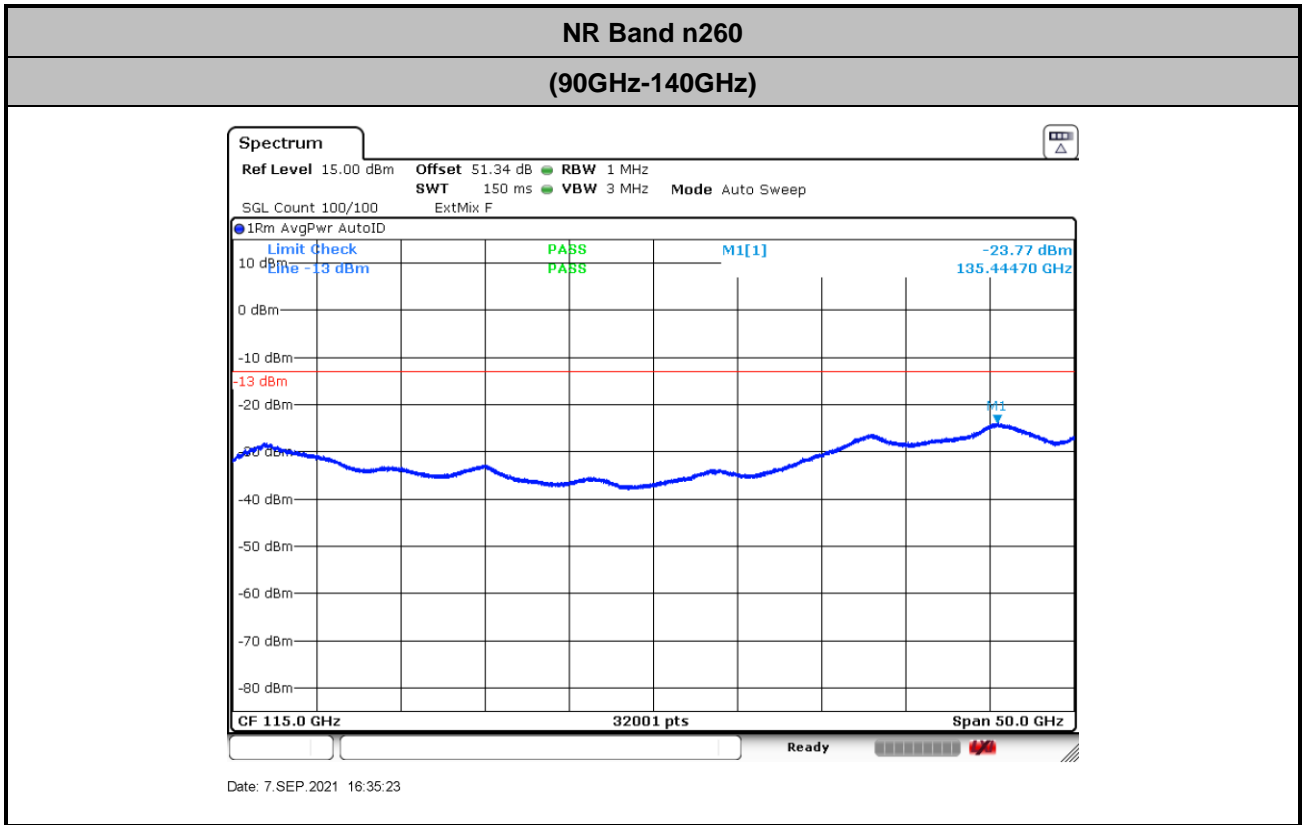
There is no significant spurious emission signal found for frequency started from 40GHz up to 100GHz.



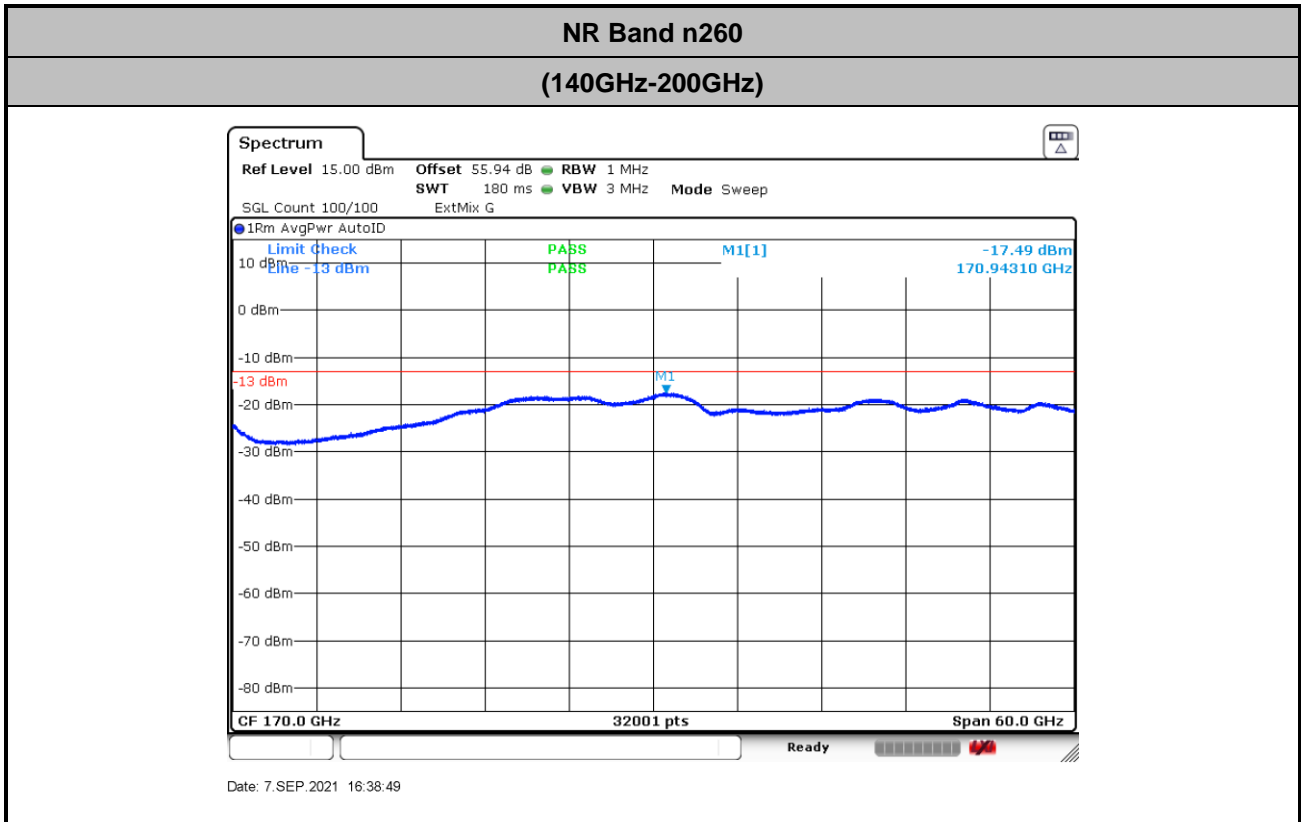
Note: Offset = Antenna Factor (dB/m) + Cable Loss (dB) + 107 + 20log(D) – 104.8
= 42.3 + 0.34 + 107 + 20log(1) – 104.8 = 44.84 (dB)



Note: Offset = Antenna Factor (dB/m) + Cable Loss (dB) + 107 + 20log(D) – 104.8
= 45.4 + 0.34 + 107 + 20log(1) – 104.8 = 47.94 (dB)



Note: Offset = Antenna Factor (dB/m) + Cable Loss (dB) + 107 + 20log(D) – 104.8
= 48.8 + 0.34 + 107 + 20log(1) – 104.8 = 51.34 (dB)



Note: Offset = Antenna Factor (dB/m) + Cable Loss (dB) + 107 + 20log(D) – 104.8
= 53.4 + 0.34 + 107 + 20log(1) – 104.8 = 55.94 (dB)



Frequency Stability

Test Conditions		NR Band n260 / Middle Channel			Limit
Temperature (°C)	Voltage (Volt)	CW tone			Note 2.
		Frequency (GHz)	Deviation (kHz)	Deviation (ppm)	Result
50	Normal Voltage	38.501051	-2.500	0.065	Pass
40	Normal Voltage	38.5010505	-2.000	0.052	
30	Normal Voltage	38.5010505	-2.000	0.052	
20(Ref.)	Normal Voltage	38.5010485	0.000	0.000	
10	Normal Voltage	38.501051	-2.500	0.065	
0	Normal Voltage	38.501051	-2.500	0.065	
-10	Normal Voltage	38.501051	-2.500	0.065	
-20	Normal Voltage	38.501051	-2.500	0.065	
-30	Normal Voltage	38.5010505	-2.000	0.052	
20	Maximum Voltage	38.5010505	-2.000	0.052	
20	Normal Voltage	38.501047	1.500	0.039	
20	Battery End Point	38.50105	-1.500	0.039	

Note:

1. Normal Voltage =3.85 V. ; Battery End Point (BEP) =3.60 V. ; Maximum Voltage =4.45 V.
2. The frequency fundamental emissions stay within the authorized frequency block.



NR Band n260 Module B Beam H

Occupied Bandwidth

Mode	DFT-s-OFDM Module B NR Band n260 : 99%OBW(MHz)		
BW	50MHz		
Mod.	QPSK	16QAM	64QAM
Lowest CH	45.94	46.22	46.06
Middle CH	46.15	46.26	46.12
Highest CH	46.13	46.18	46.12

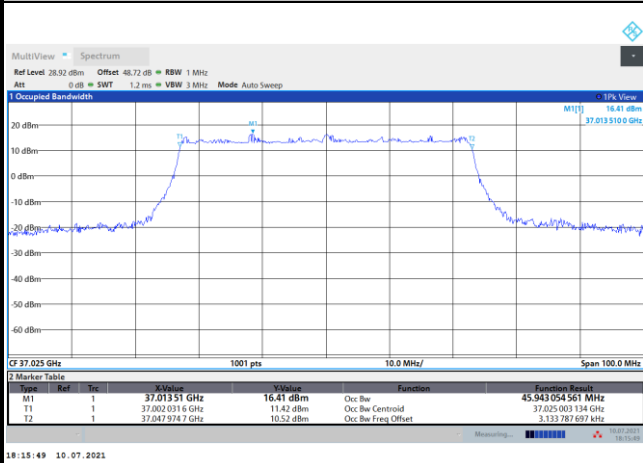
Mode	CP-OFDM Module B NR Band n260 : 99%OBW(MHz)
BW	50MHz
Mod.	QPSK
Lowest CH	45.99
Middle CH	46.22
Highest CH	46.33



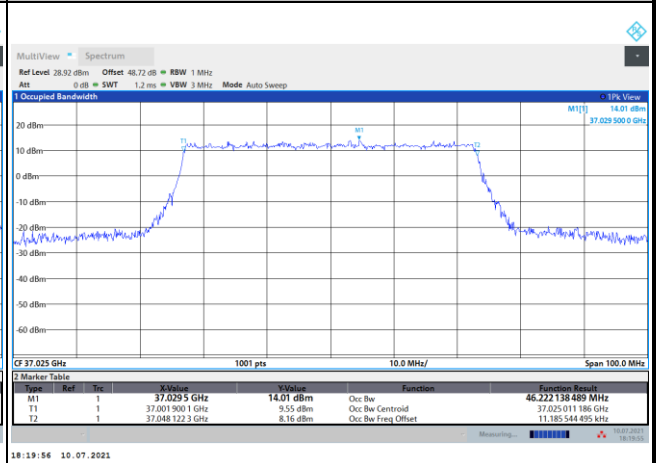
DFT-s-OFDM Module B

NR Band n260

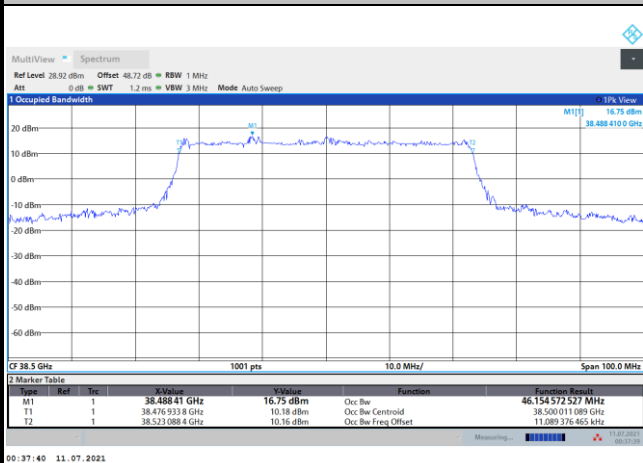
Lowest Channel / 50MHz / QPSK



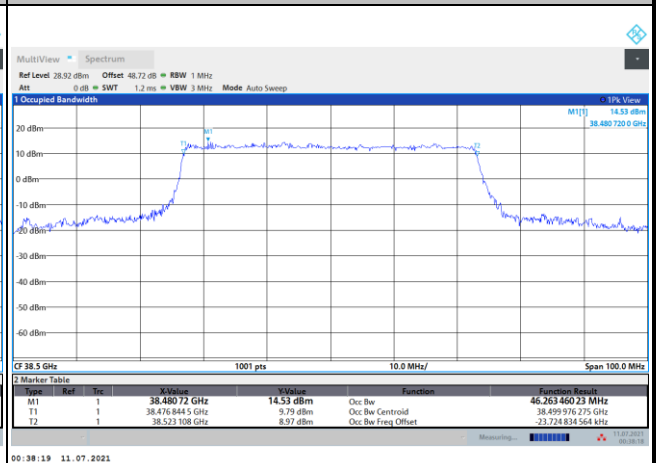
Lowest Channel / 50MHz / 16QAM



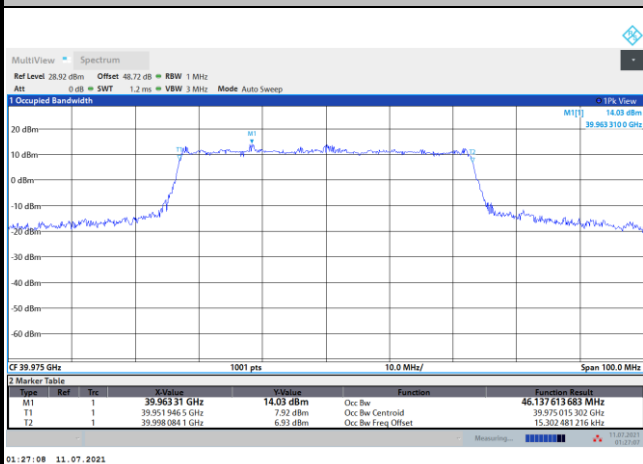
Middle Channel / 50MHz / QPSK



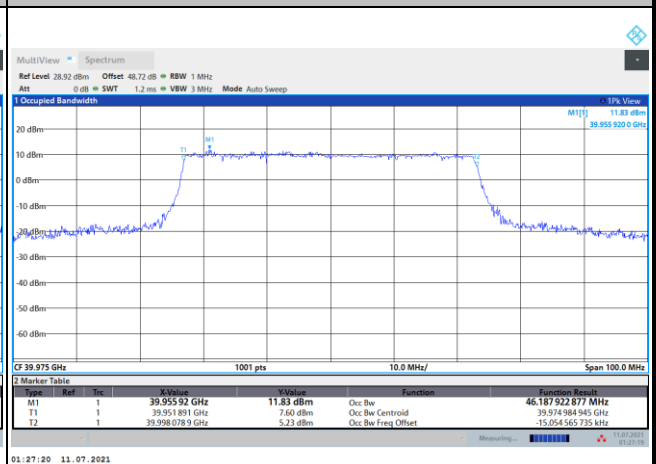
Middle Channel / 50MHz / 16QAM



Highest Channel / 50MHz / QPSK



Highest Channel / 50MHz / 16QAM

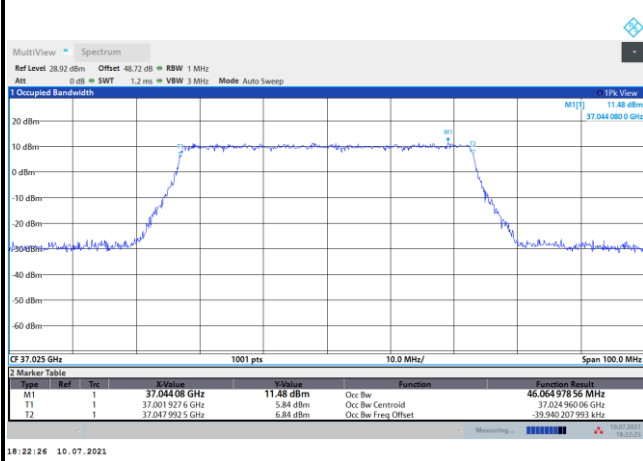




DFT-s-OFDM Module B

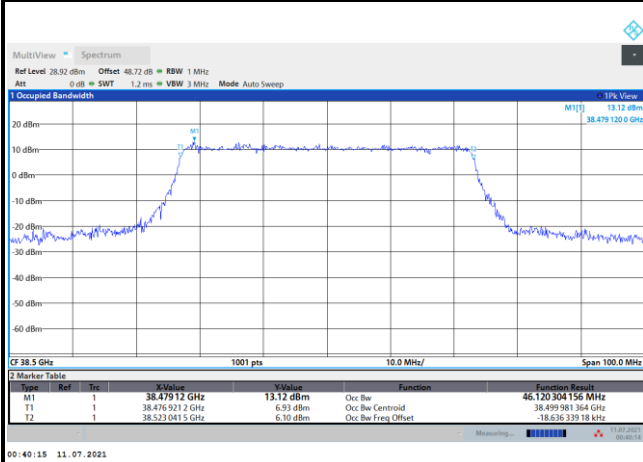
NR Band n260

Lowest Channel / 50MHz / 64QAM



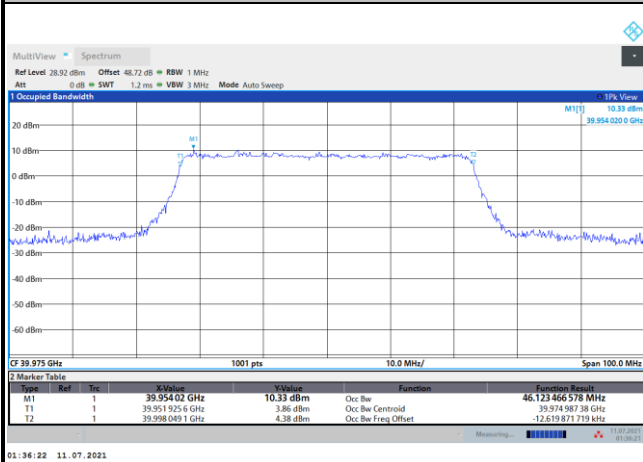
intentionally blank

Middle Channel / 50MHz / 64QAM



intentionally blank

Highest Channel / 50MHz / 64QAM



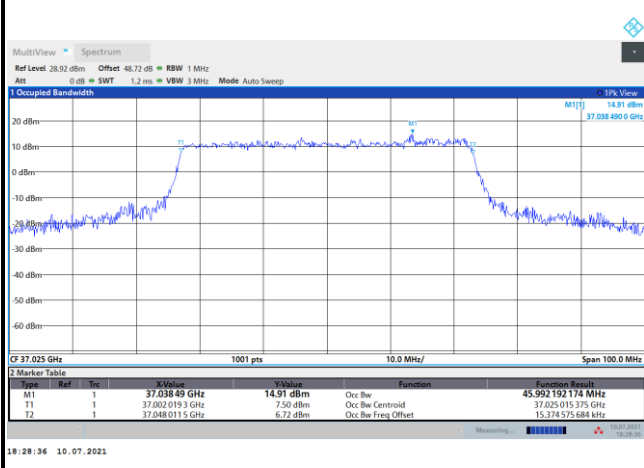
intentionally blank



CP-OFDM Module B

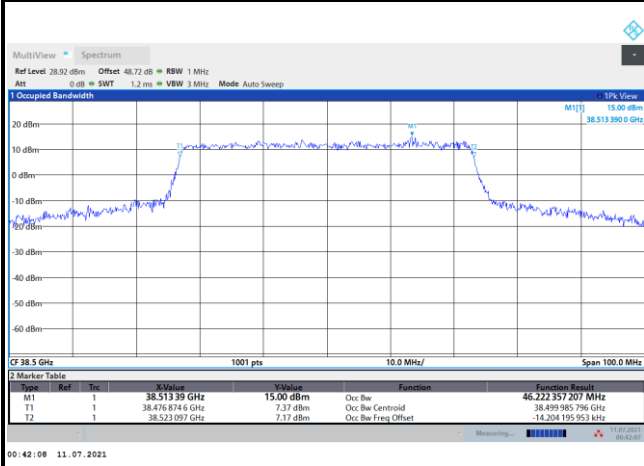
NR Band n260

Lowest Channel / 50MHz / QPSK



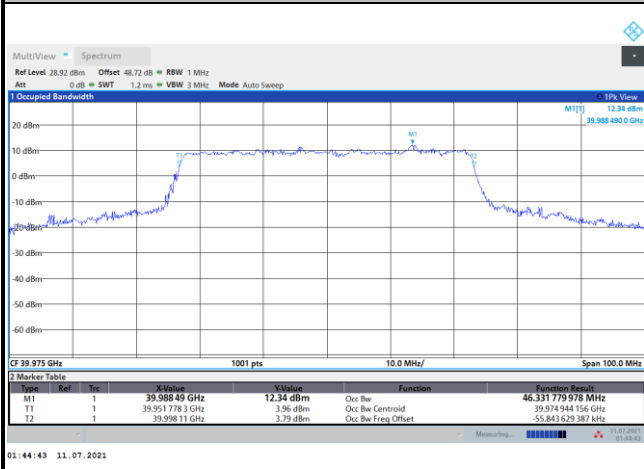
intentionally blank

Middle Channel / 50MHz / QPSK



intentionally blank

Highest Channel / 50MHz / QPSK



intentionally blank



Radiated Out of Band Emissions

Mode			DFT-s-OFDM Module B NR Band n260 : BE (dBm) 1 RB		
BW			50MHz		
Limit (dBm)			QPSK	16QAM	64QAM
Low CH	0~10%OB	≤ -5	-8.86	-7.73	-11.92
	>10%OB	≤ -13	-21.09	-22.12	-24.09
HighCH	0~10%OB	≤ -5	-11.52	-12.13	-14.00
	>10%OB	≤ -13	-21.44	-22.63	-24.57
Result			Compliance		

Mode			CP-OFDM Module B NR Band n260 : BE (dBm) 1 RB		
BW			50MHz		
Limit (dBm)			QPSK		
Low CH	0~10%OB	≤ -5	-33.72		
	>10%OB	≤ -13	-36.05		
High CH	0~10%OB	≤ -5	-12.52		
	>10%OB	≤ -13	-23.55		
Result			Compliance		

Mode			DFT-s-OFDM Module B NR Band n260 : BE (dBm) Full RB		
BW			50MHz		
Limit (dBm)			QPSK	16QAM	64QAM
Low CH	0~10%OB	≤ -5	-18.79	-21.31	-20.91
	>10%OB	≤ -13	-27.19	-31.04	-34.53
HighCH	0~10%OB	≤ -5	-18.57	-20.48	-23.88
	>10%OB	≤ -13	-22.09	-25.82	-30.61
Result			Compliance		

Mode			CP-OFDM Module B NR Band n260 : BE (dBm) Full RB		
BW			50MHz		
Limit (dBm)			QPSK		
Low CH	0~10%OB	≤ -5	-20.16		
	>10%OB	≤ -13	-26.98		
High CH	0~10%OB	≤ -5	-19.77		
	>10%OB	≤ -13	-23.33		
Result			Compliance		

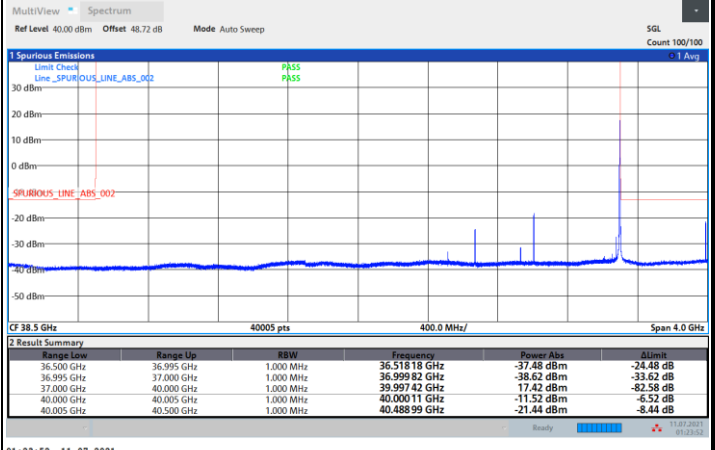
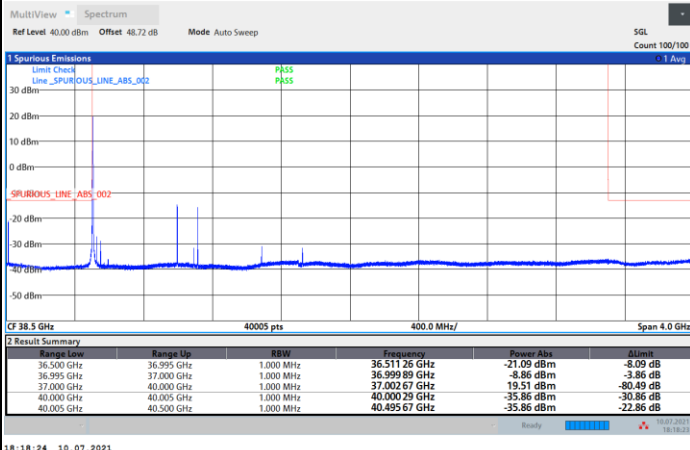


DFT-s-OFDM Module B

NR Band n260 / 50MHz / QPSK

Lowest Band Edge / 1 RB

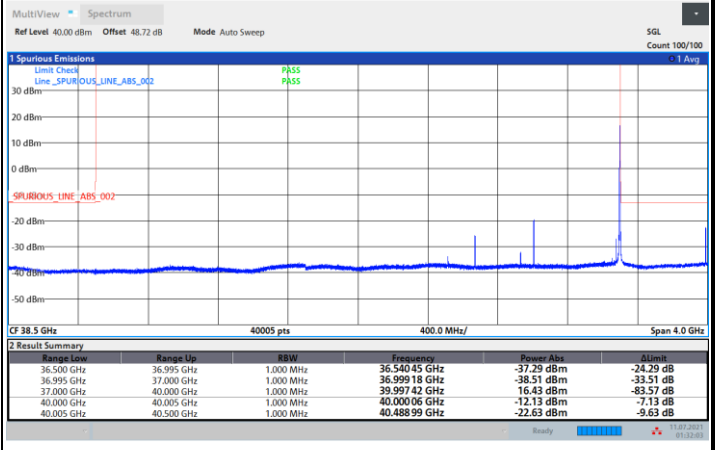
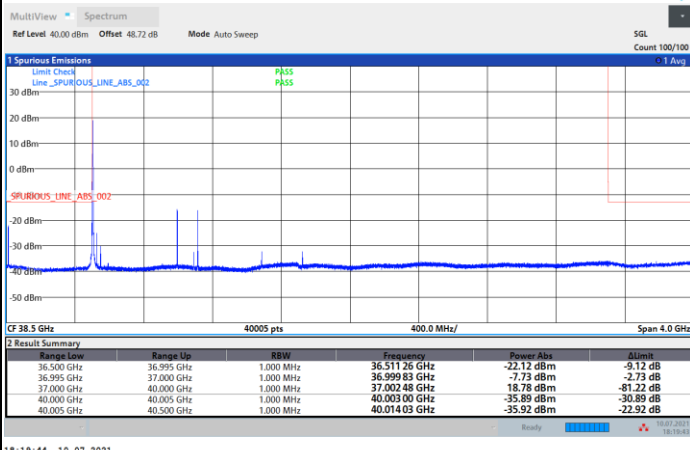
Highest Band Edge / 1 RB



NR Band n260 / 50MHz / 16QAM

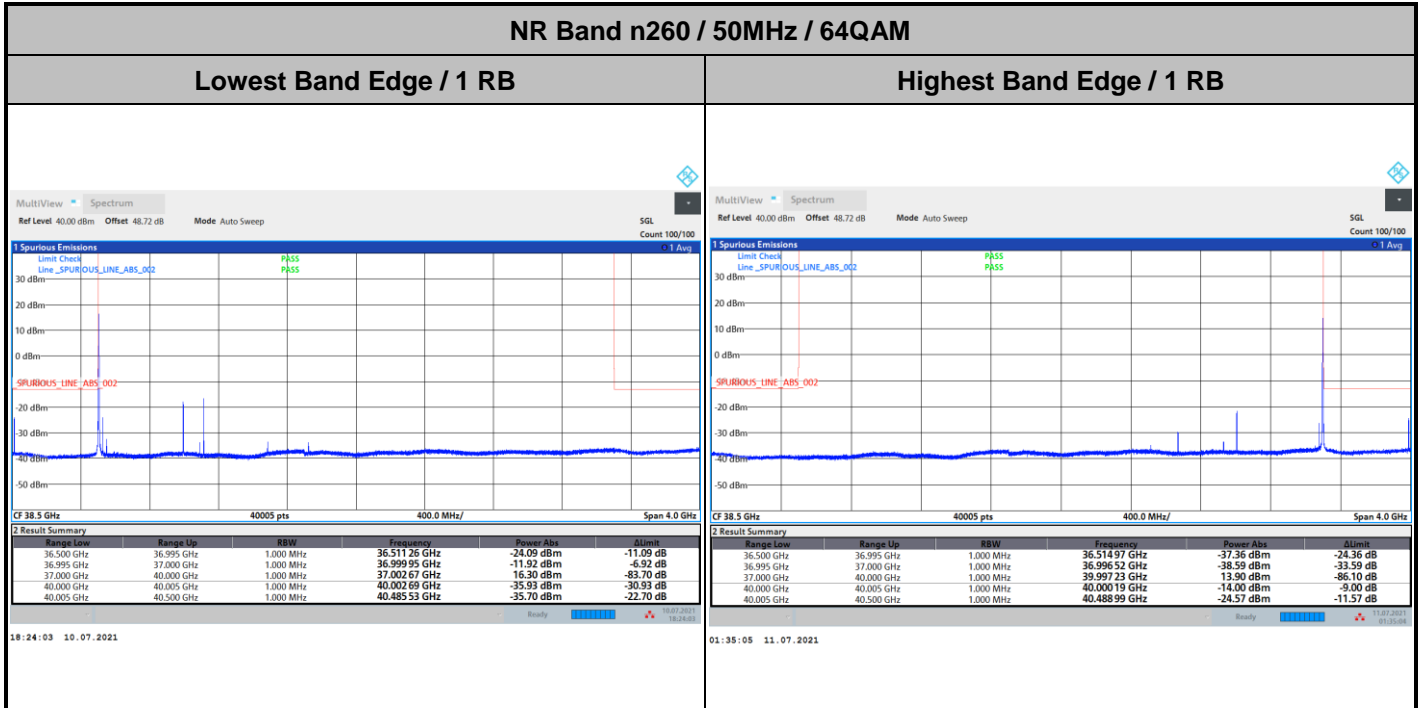
Lowest Band Edge / 1 RB

Highest Band Edge / 1 RB

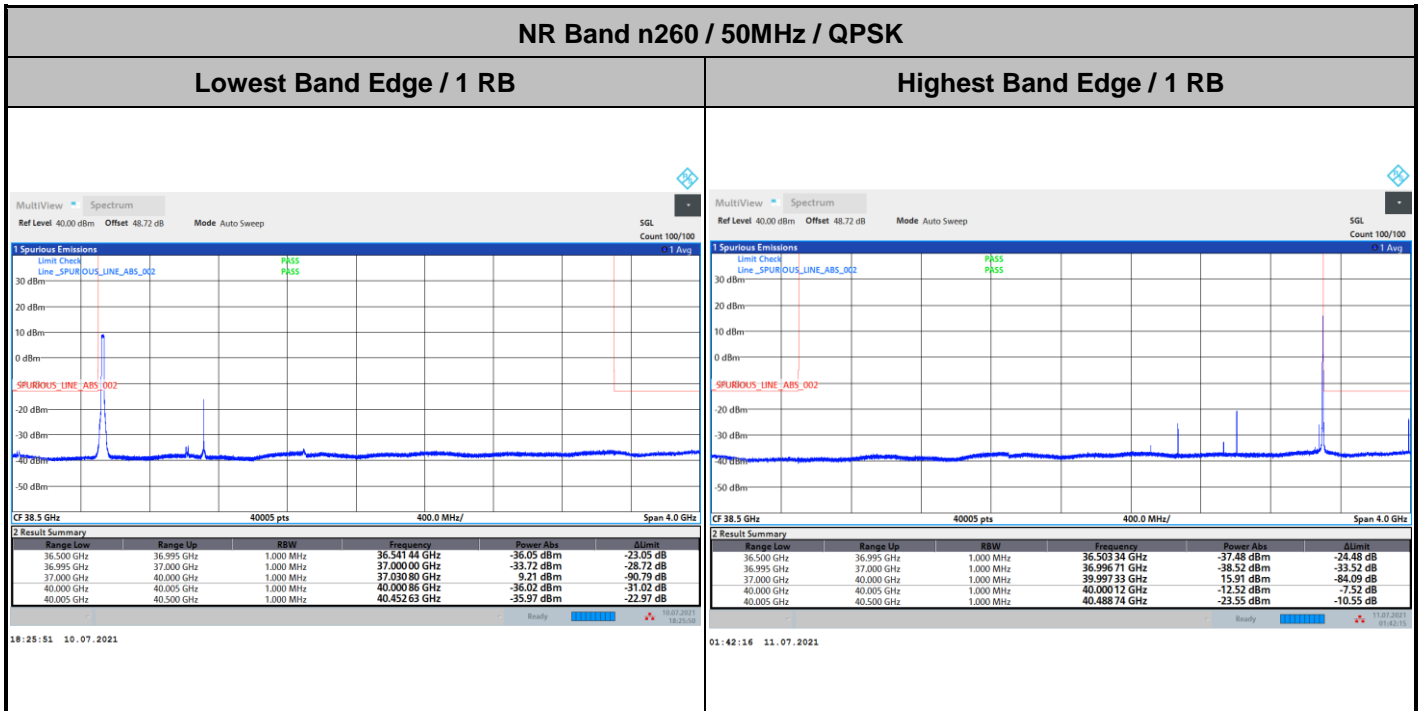




DFT-s-OFDM Module B



CP-OFDM Module B



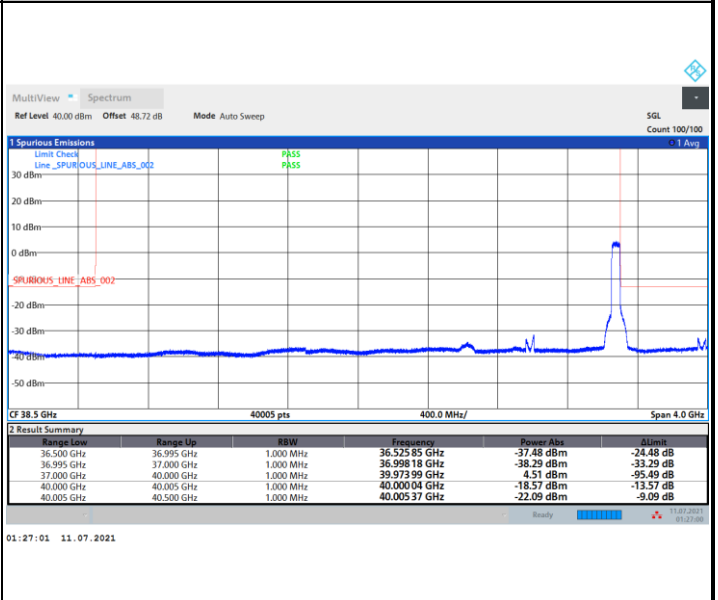
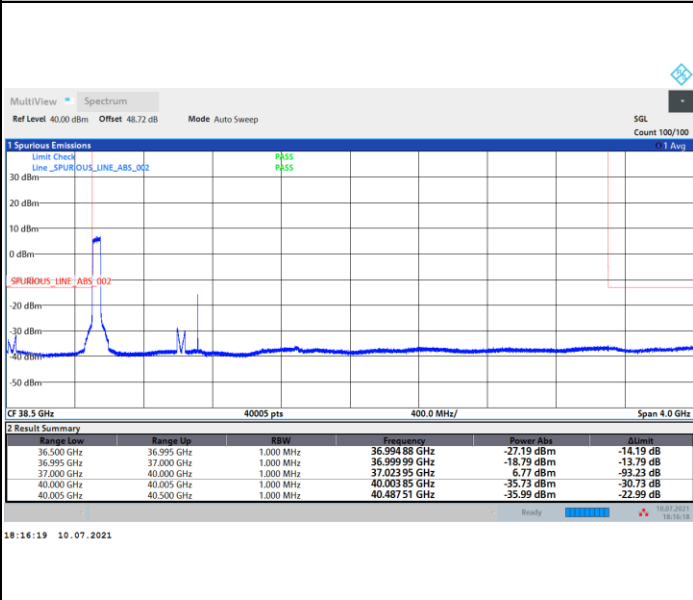


DFT-s-OFDM Module B

NR Band n260 / 50MHz / QPSK

Lowest Band Edge / Full RB

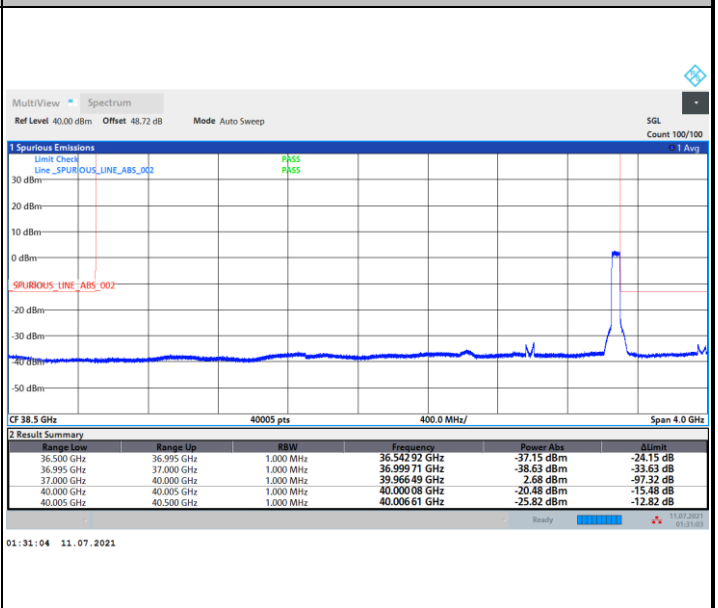
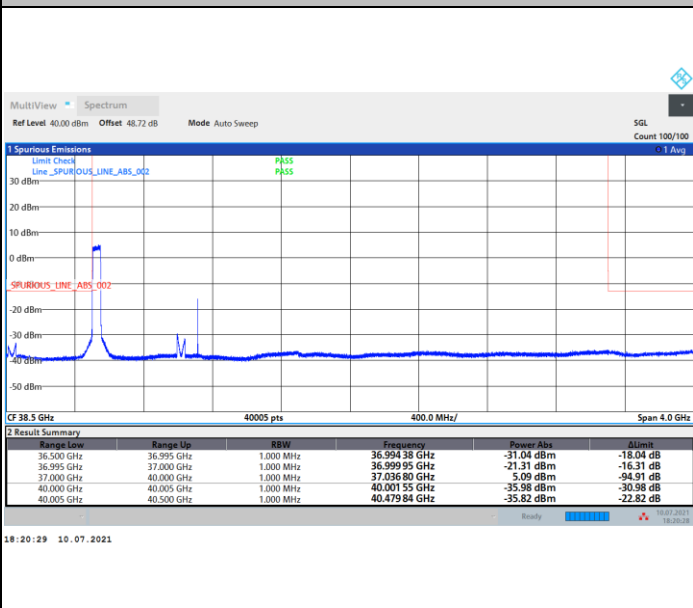
Highest Band Edge / Full RB



NR Band n260 / 50MHz / 16QAM

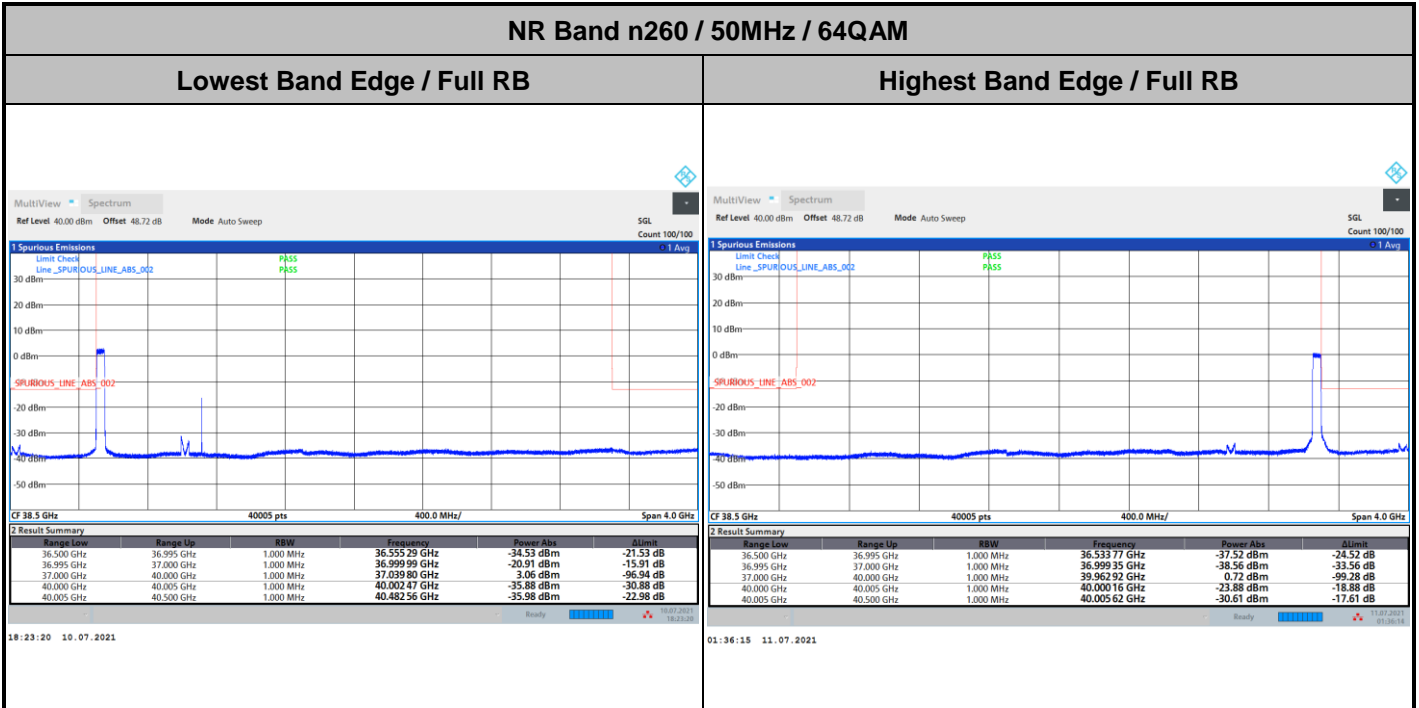
Lowest Band Edge / Full RB

Highest Band Edge / Full RB

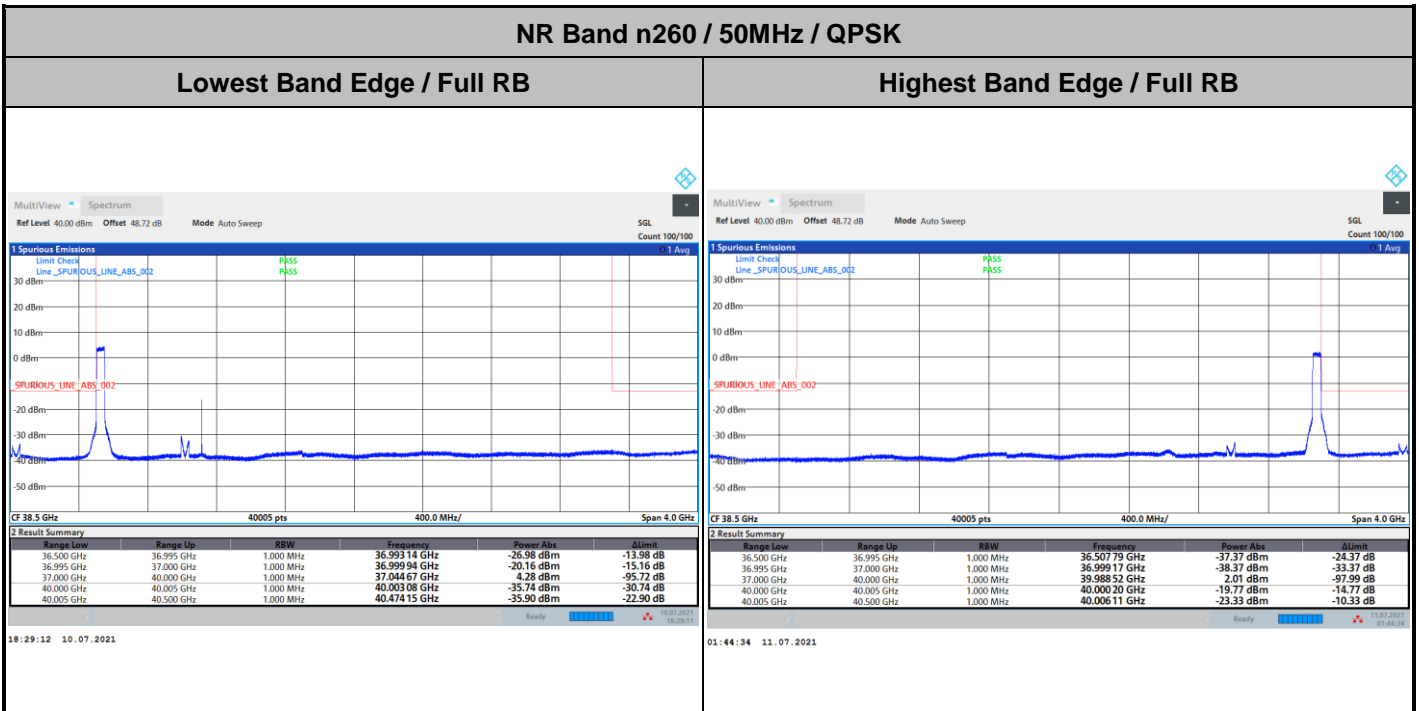




DFT-s-OFDM Module B



CP-OFDM Module B



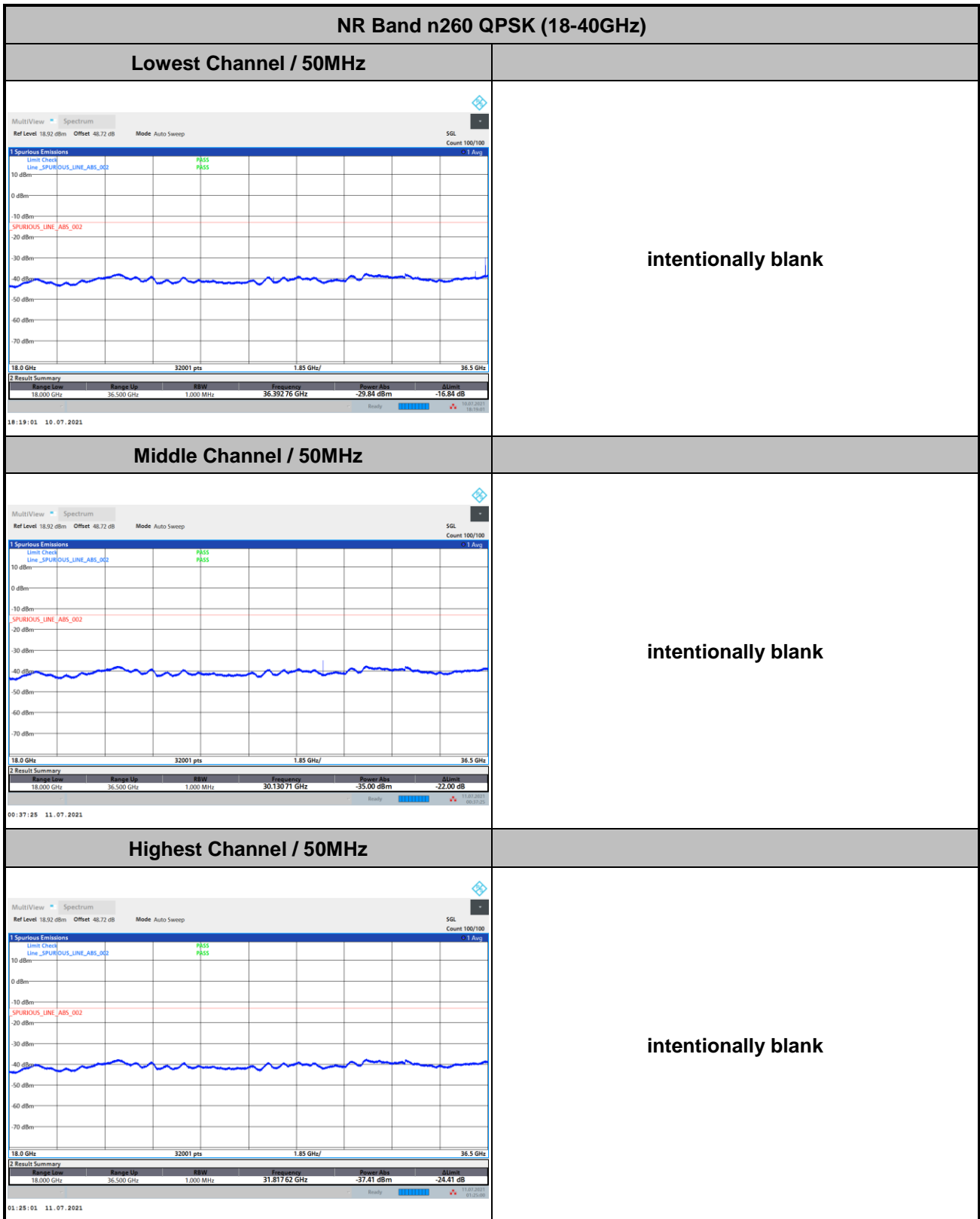


Spurious Emission



Spurious emission between 18GHz to 40GHz worst case plot is reported as following.

DFT-s-OFDM Module B



Remark: In band and out of band frequencies that has reported in previous results are omitted.



CP-OFDM Module B

NR Band n260 QPSK (18-40GHz)	
<p>Lowest Channel / 50MHz</p> <p>intentionally blank</p>	
<p>Middle Channel / 50MHz</p> <p>intentionally blank</p>	
<p>Highest Channel / 50MHz</p> <p>intentionally blank</p>	

Remark: In band and out of band frequencies that has reported in previous results are omitted.



NR Band n260 Module B Beam V

Occupied Bandwidth

Mode	DFT-s-OFDM Module B NR Band n260 : 99%OBW(MHz)		
BW	50MHz		
Mod.	QPSK	16QAM	64QAM
Lowest CH	45.94	46.24	46.28
Middle CH	46.15	46.31	46.05
Highest CH	46.25	46.36	46.14

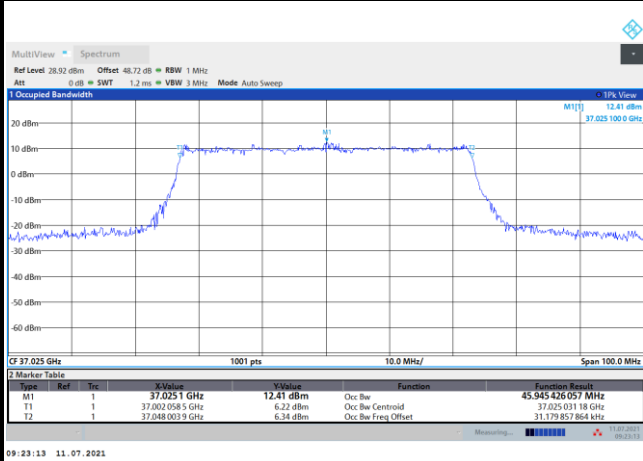
Mode	CP-OFDM Module B NR Band n260 : 99%OBW(MHz)
BW	50MHz
Mod.	QPSK
Lowest CH	46.06
Middle CH	46.26
Highest CH	46.16



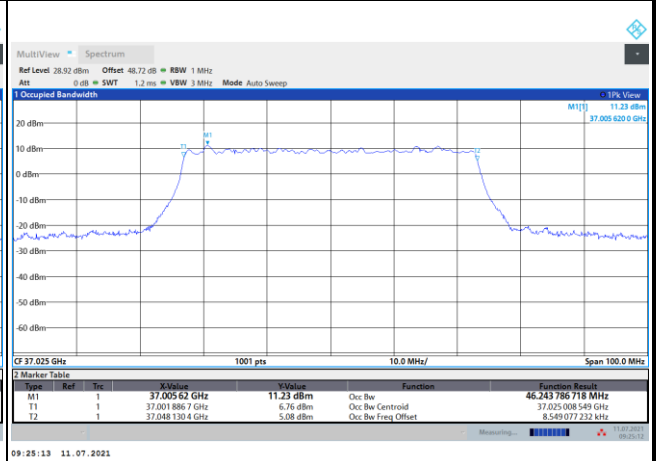
DFT-s-OFDM Module B

NR Band n260

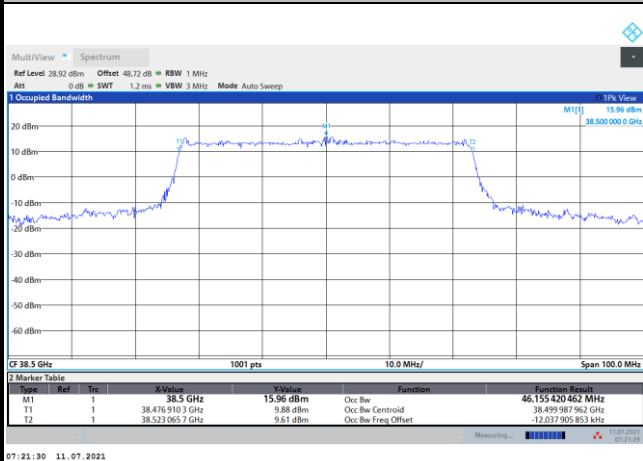
Lowest Channel / 50MHz / QPSK



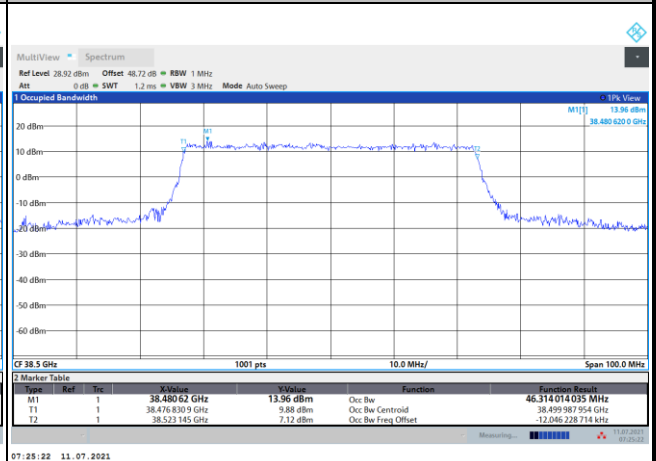
Lowest Channel / 50MHz / 16QAM



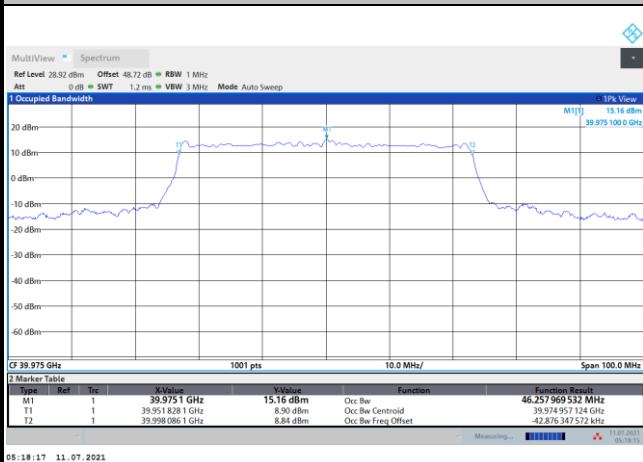
Middle Channel / 50MHz / QPSK



Middle Channel / 50MHz / 16QAM



Highest Channel / 50MHz / QPSK



Highest Channel / 50MHz / 16QAM

