

## Setup Photographs

<Conducted Emission>

WPC Mode

Remote View






Rear View



**WPT Mode**

## Remote View





Rear View






**<Radiated Emission>**


**WPC Charging with Wireless Charger; Battery 20%**

**Y Plane**

**From 9 kHz ~ 30 MHz**




**From 30 MHz ~ 1 GHz**



**WPT Charging with Another Phone; Battery 50%**

**X Plane**

**From 9 kHz ~ 30 MHz**



**From 30 MHz ~ 1 GHz**



**WPT Charging with Another Phone; Battery 100%**

**X Plane**

**From 9 kHz ~ 30 MHz**



**From 30 MHz ~ 1 GHz**



————THE END————