



---

**Appendix A. Volume Control Evaluation Results**

**<Evaluation results for KDB 285076 D05 2.a>**



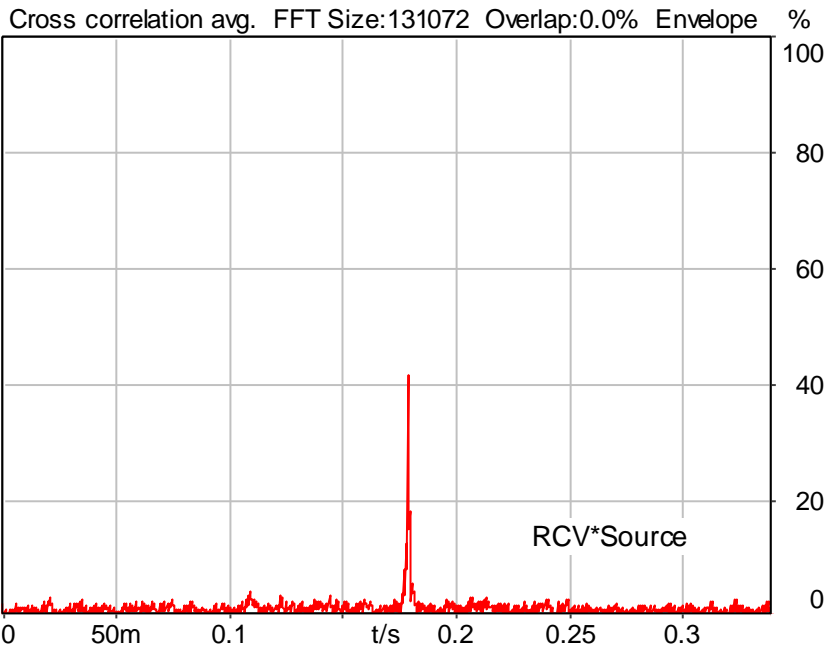
#1 LTE B7 EVS WB 24.4Kbps

SMD	Status	Single Value Description	Single Value
Overall Receive Delay WB	Done	Delay (Cross) [ms]	179.0
5.1a Receive Volume Control Performance 8N WB	Ok	Speech Level [dB[SPL]]	89.78
5.1b Receive Volume Control Performance 2N WB	Ok	Speech Level [dB[SPL]]	89.15
5.2 RCV Distortion and Noise - 250 Hz WB	Ok	Distortion (Noise) [dB], 0.0 dB	25.42
5.2 RCV Distortion and Noise - 315 Hz WB	Ok	Distortion (Noise) [dB], 0.0 dB	23.69
5.2 RCV Distortion and Noise - 400 Hz WB	Ok	Distortion (Noise) [dB], 0.0 dB	22.84
5.2 RCV Distortion and Noise - 500 Hz WB	Ok	Distortion (Noise) [dB], 0.0 dB	30.94
5.2 RCV Distortion and Noise - 630 Hz WB	Ok	Distortion (Noise) [dB], 0.0 dB	38.09
5.2 RCV Distortion and Noise - 800 Hz WB	Ok	Distortion (Noise) [dB], 0.0 dB	41.32
5.2 RCV Distortion and Noise - 1000 Hz WB	Ok	Distortion (Noise) [dB], 0.0 dB	45.34
5.2 RCV Distortion and Noise - 1250 Hz WB	Ok	Distortion (Noise) [dB], 0.0 dB	32.98
5.2 RCV Distortion and Noise - 1600 Hz WB	Ok	Distortion (Noise) [dB], 0.0 dB	44.36
5.2 RCV Distortion and Noise - 2000 Hz WB	Ok	Distortion (Noise) [dB], 0.0 dB	41.52
5.2 RCV Distortion and Noise - 2500 Hz WB	Ok	Distortion (Noise) [dB], 0.0 dB	45.15
5.2 RCV Distortion and Noise - 3150 Hz WB	Ok	Distortion (Noise) [dB], 0.0 dB	44.32
5.2 RCV Distortion and Noise - 4000 Hz WB	Ok	Distortion (Noise) [dB], 0.0 dB	43.58
5.2 RCV Distortion and Noise - 5000 Hz WB	Ok	Distortion (Noise) [dB], 0.0 dB	40.09
5.2 RCV Distortion and Noise - 250 Hz WB	Ok	Distortion (Noise) [dB], 0.0 dB	25.41
5.2 RCV Distortion and Noise - 315 Hz WB	Ok	Distortion (Noise) [dB], 0.0 dB	23.78
5.2 RCV Distortion and Noise - 400 Hz WB	Ok	Distortion (Noise) [dB], 0.0 dB	23.01
5.2 RCV Distortion and Noise - 500 Hz WB	Ok	Distortion (Noise) [dB], 0.0 dB	31.14
5.2 RCV Distortion and Noise - 630 Hz WB	Ok	Distortion (Noise) [dB], 0.0 dB	38.37
5.2 RCV Distortion and Noise - 800 Hz WB	Ok	Distortion (Noise) [dB], 0.0 dB	41.93
5.2 RCV Distortion and Noise - 1000 Hz WB	Ok	Distortion (Noise) [dB], 0.0 dB	45.34
5.2 RCV Distortion and Noise - 1250 Hz WB	Ok	Distortion (Noise) [dB], 0.0 dB	33.46
5.2 RCV Distortion and Noise - 1600 Hz WB	Ok	Distortion (Noise) [dB], 0.0 dB	44.46
5.2 RCV Distortion and Noise - 2000 Hz WB	Ok	Distortion (Noise) [dB], 0.0 dB	41.29
5.2 RCV Distortion and Noise - 2500 Hz WB	Ok	Distortion (Noise) [dB], 0.0 dB	44.90
5.2 RCV Distortion and Noise - 3150 Hz WB	Ok	Distortion (Noise) [dB], 0.0 dB	44.60
5.2 RCV Distortion and Noise - 4000 Hz WB	Ok	Distortion (Noise) [dB], 0.0 dB	44.02
5.2 RCV Distortion and Noise - 5000 Hz WB	Ok	Distortion (Noise) [dB], 0.0 dB	38.91
5.3 Frequency Response 8N FF	Ok	Min. dist. to tolerance scheme [dB], 576.7 Hz	2.69
5.3 Frequency Response 8N DF	Ok	Min. dist. to tolerance scheme [dB], 576.7 Hz	2.73
5.3 Frequency Response 2N FF	Ok	Min. dist. to tolerance scheme [dB], 4369.4 Hz	2.51
5.3 Frequency Response 2N DF	Ok	Min. dist. to tolerance scheme [dB], 4369.4 Hz	1.32



### Overall Receive Delay WB

TIA-5050 (2018-01) \ Measurements \ Wideband \ Preparation - Delay measurement



Delay (Cross): 179.0 ms

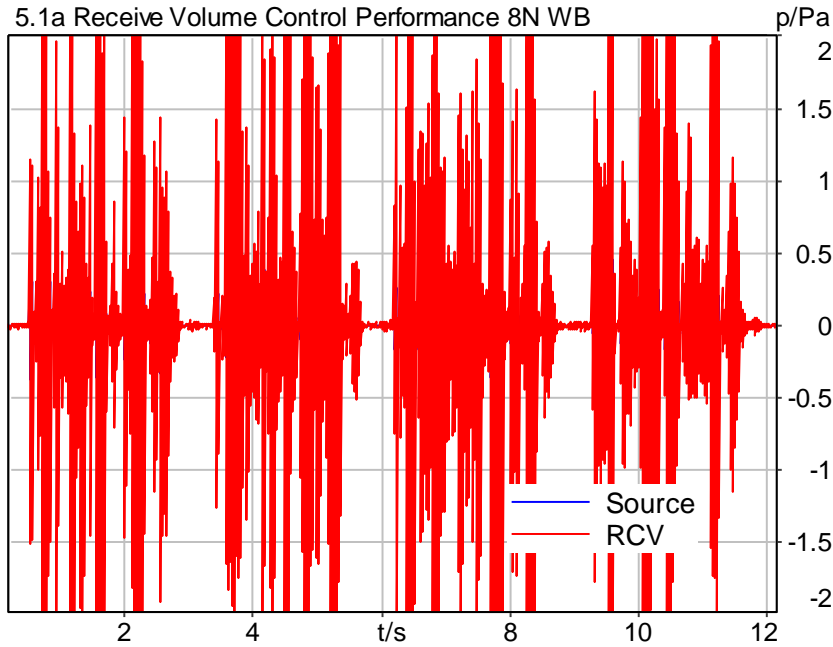
10/9/2023 4:50 PM ACQUA 5.1.200  
Unmodified HEAD acoustics Measurement Descriptor



### 5.1a Receive Volume Control Performance 8N WB

TIA-5050 (2018-01) \ Measurements \ Wideband

5.1a Receive Volume Control Performance 8N WB



Speech Level RCV: 89.78 dB[SPL], Act.: 55.08% Ok

**Ok**

10/9/2023 4:50 PM ACQUA 5.1.200

Unmodified HEAD acoustics Measurement Descriptor

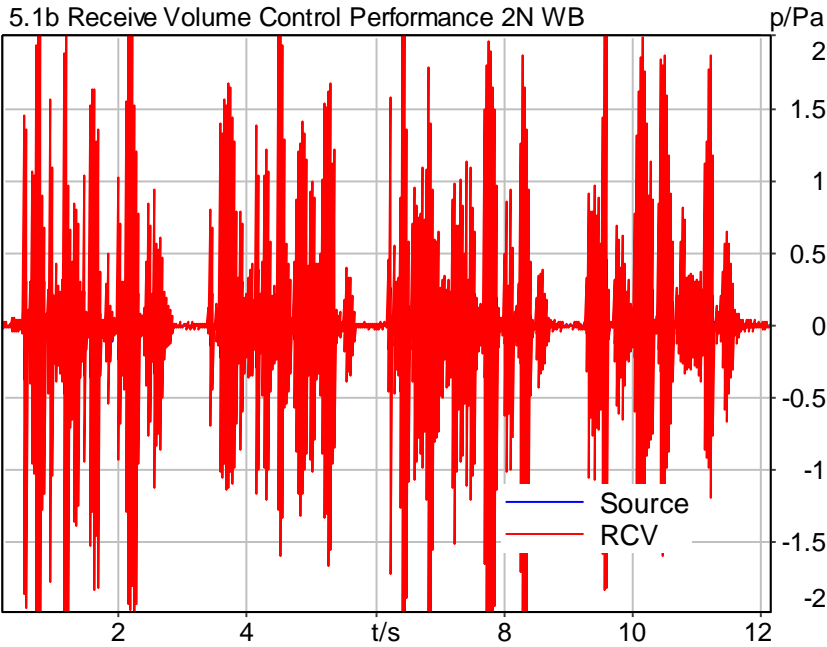
**Limits**

	<b>lower</b>
Run 1	88.00 dB20uPa



### 5.1b Receive Volume Control Performance 2N WB

TIA-5050 (2018-01) \ Measurements \ Wideband



Speech Level RCV: 89.15 dB[SPL], Act.: 23.86% Ok

**Ok**

10/9/2023 4:51 PM ACQUA 5.1.200

Unmodified HEAD acoustics Measurement Descriptor

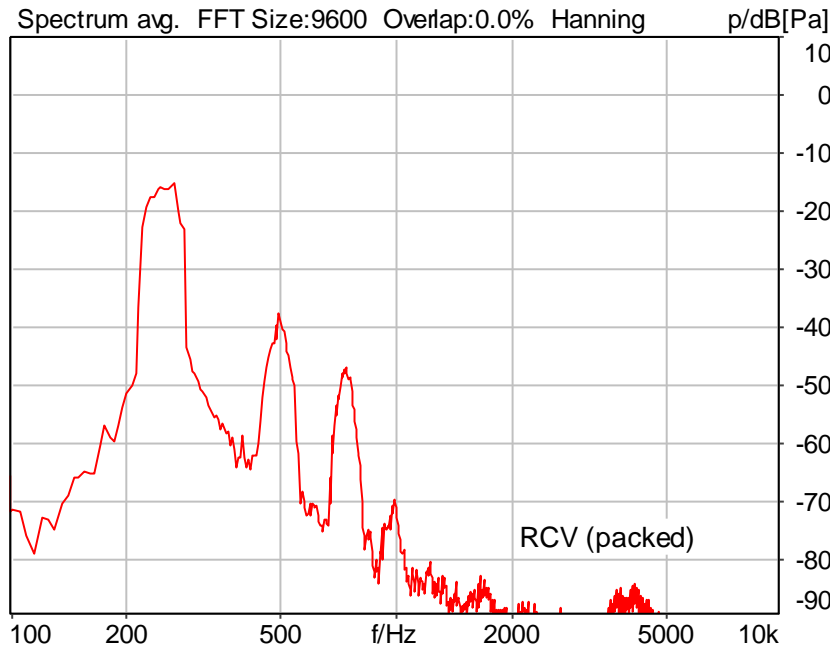
**Limits**

	<b>lower</b>
Run 1	76.00 dB20uPa



### 5.2 RCV Distortion and Noise - 250 Hz WB

TIA-5050 (2018-01) \ Measurements \ Wideband \ 5.2 Receive Distortion and Noise 8N change frequency range



Distortion (Noise) RCV (packed): 25.42 dB (5.36%) Ok

Ok

10/9/2023 4:52 PM ACQUA 5.1.200

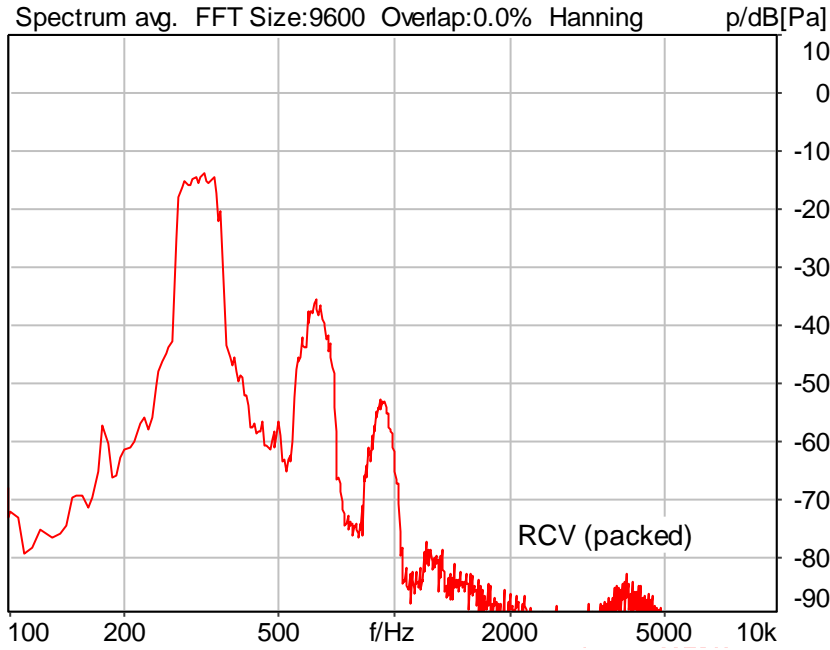
Limits

	lower
Run 1	20.00 dB



### 5.2 RCV Distortion and Noise - 315 Hz WB

TIA-5050 (2018-01) \ Measurements \ Wideband \ 5.2 Receive Distortion and Noise 8N change frequency range



Distortion (Noise) RCV (packed): 23.69 dB (6.54%) Ok

Ok

10/9/2023 4:52 PM ACQUA 5.1.200

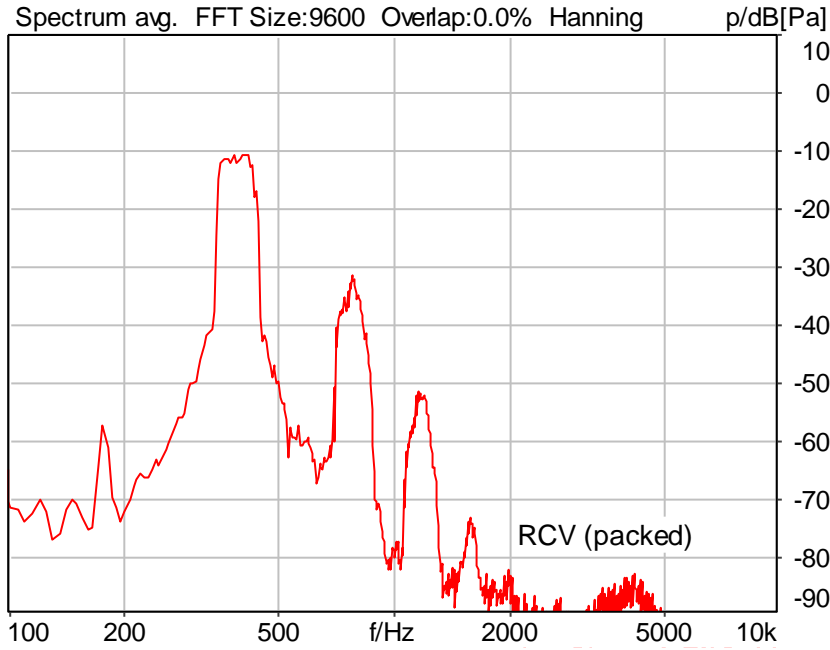
Limits

	lower
Run 1	20.00 dB



### 5.2 RCV Distortion and Noise - 400 Hz WB

TIA-5050 (2018-01) \ Measurements \ Wideband \ 5.2 Receive Distortion and Noise 8N change frequency range



Distortion (Noise) RCV (packed): 22.84 dB (7.21%) Ok

Ok

10/9/2023 4:53 PM ACQUA 5.1.200

Limits

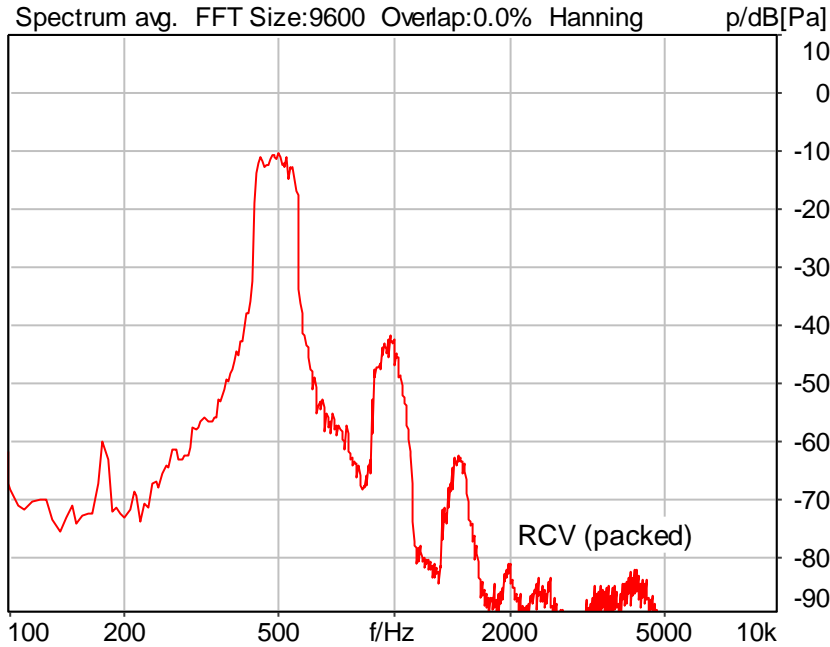
	lower
Run 1	20.00 dB





### 5.2 RCV Distortion and Noise - 500 Hz WB

TIA-5050 (2018-01) \ Measurements \ Wideband \ 5.2 Receive Distortion and Noise 8N change frequency range



Distortion (Noise) RCV (packed): 30.94 dB (2.84%) Ok

Ok

10/9/2023 4:53 PM ACQUA 5.1.200

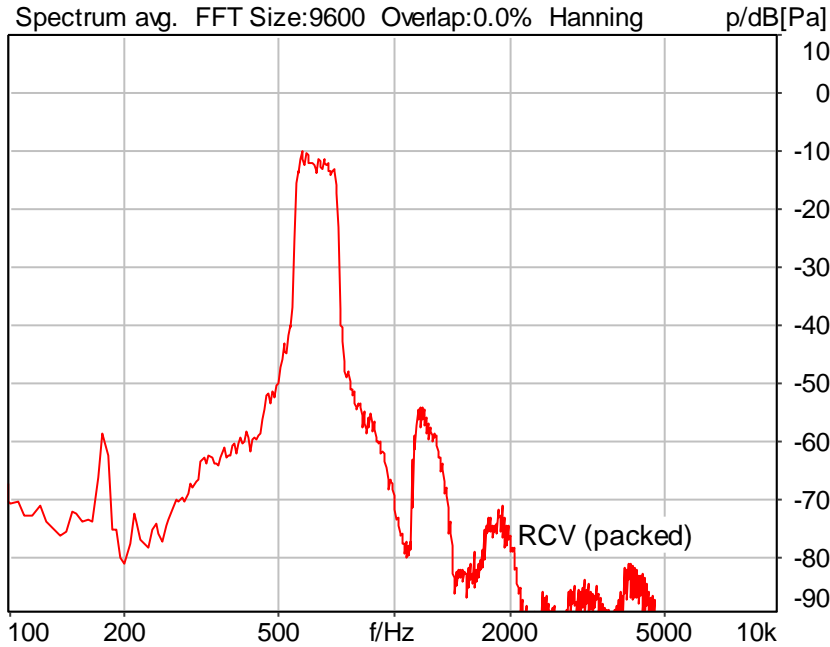
Limits

	lower
Run 1	20.00 dB



### 5.2 RCV Distortion and Noise - 630 Hz WB

TIA-5050 (2018-01) \ Measurements \ Wideband \ 5.2 Receive Distortion and Noise 8N change frequency range



Distortion (Noise) RCV (packed): 38.09 dB (1.25%) Ok

Ok

10/9/2023 4:53 PM ACQUA 5.1.200

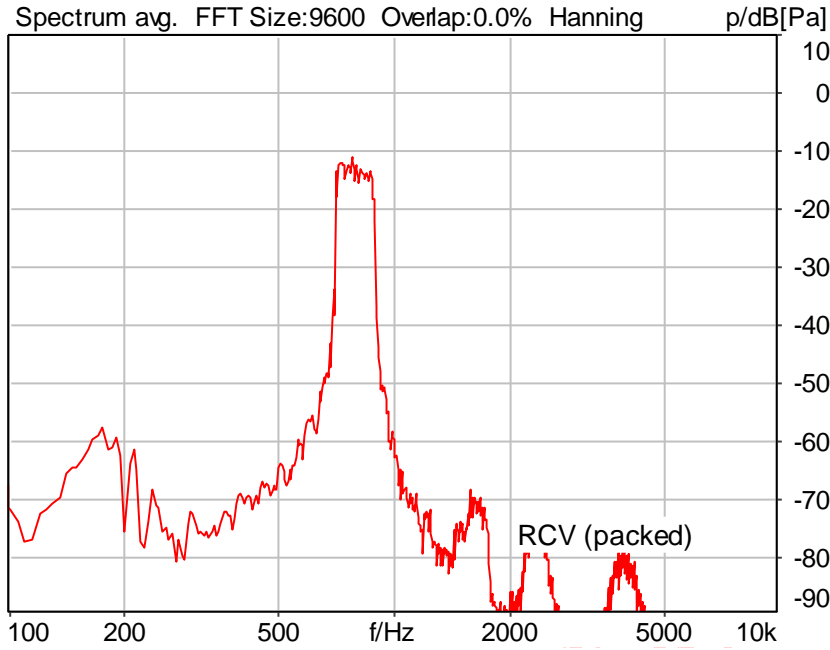
Limits

	lower
Run 1	20.00 dB



### 5.2 RCV Distortion and Noise - 800 Hz WB

TIA-5050 (2018-01) \ Measurements \ Wideband \ 5.2 Receive Distortion and Noise 8N change frequency range



Distortion (Noise) RCV (packed): 41.32 dB (0.86%) Ok

Ok

10/9/2023 4:54 PM ACQUA 5.1.200

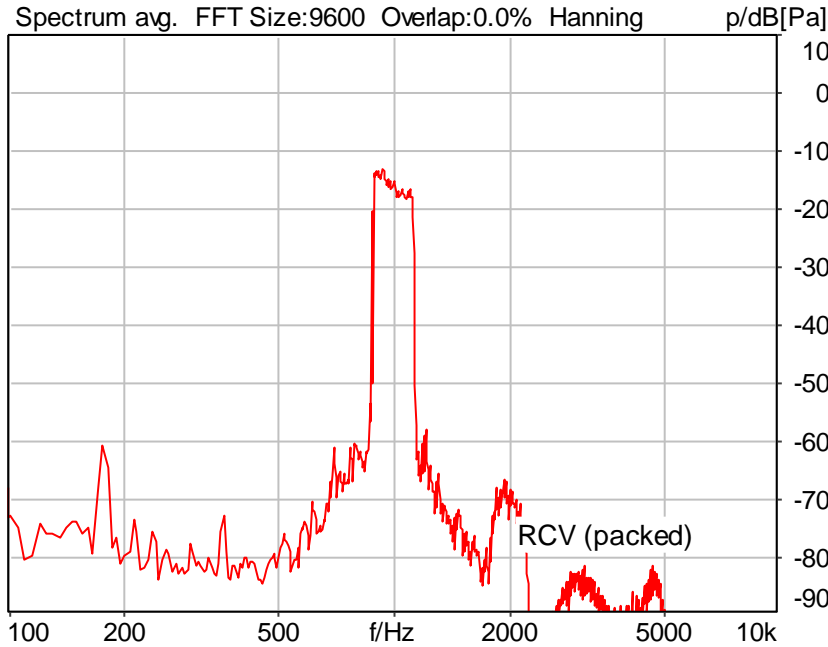
Limits

	lower
Run 1	20.00 dB



### 5.2 RCV Distortion and Noise - 1000 Hz WB

TIA-5050 (2018-01) \ Measurements \ Wideband \ 5.2 Receive Distortion and Noise 8N change frequency range



Distortion (Noise) RCV (packed): 45.34 dB (0.54%) Ok

Ok

10/9/2023 4:54 PM ACQUA 5.1.200

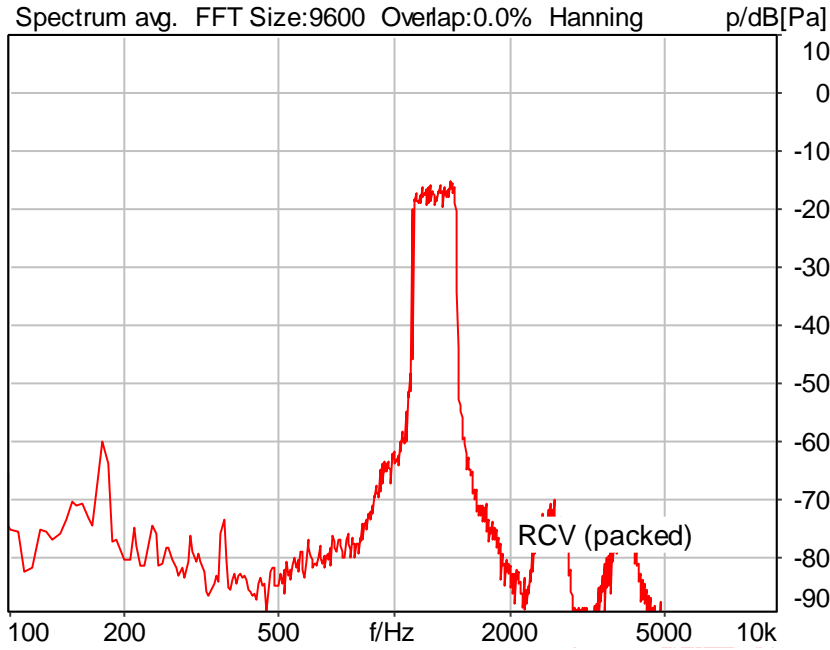
Limits

	lower
Run 1	20.00 dB



### 5.2 RCV Distortion and Noise - 1250 Hz WB

TIA-5050 (2018-01) \ Measurements \ Wideband \ 5.2 Receive Distortion and Noise 8N change frequency range



Distortion (Noise) RCV (packed): 32.98 dB (2.24%) Ok

Ok

10/9/2023 4:55 PM ACQUA 5.1.200

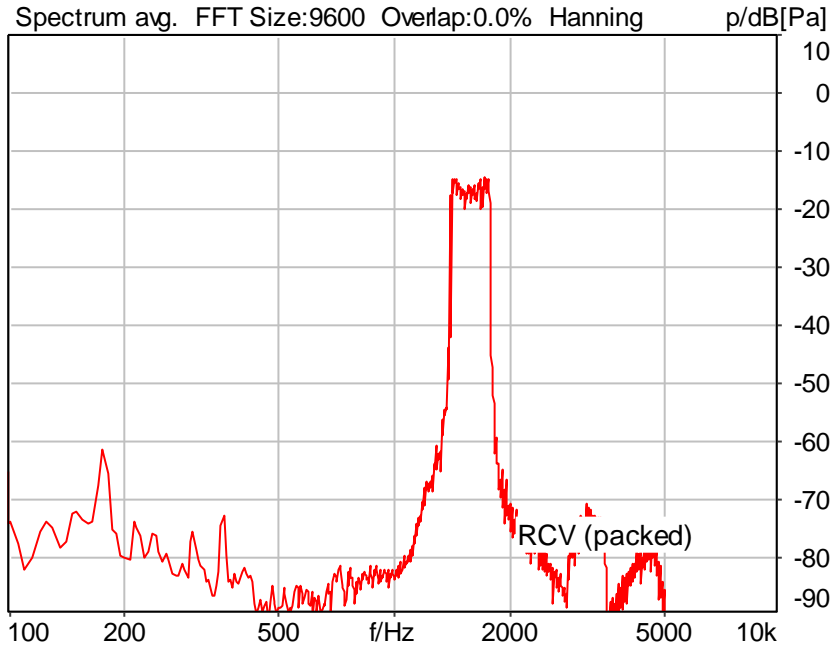
Limits

	lower
Run 1	20.00 dB



### 5.2 RCV Distortion and Noise - 1600 Hz WB

TIA-5050 (2018-01) \ Measurements \ Wideband \ 5.2 Receive Distortion and Noise 8N change frequency range



Distortion (Noise) RCV (packed): 44.36 dB (0.61%) Ok

Ok

10/9/2023 4:55 PM ACQUA 5.1.200

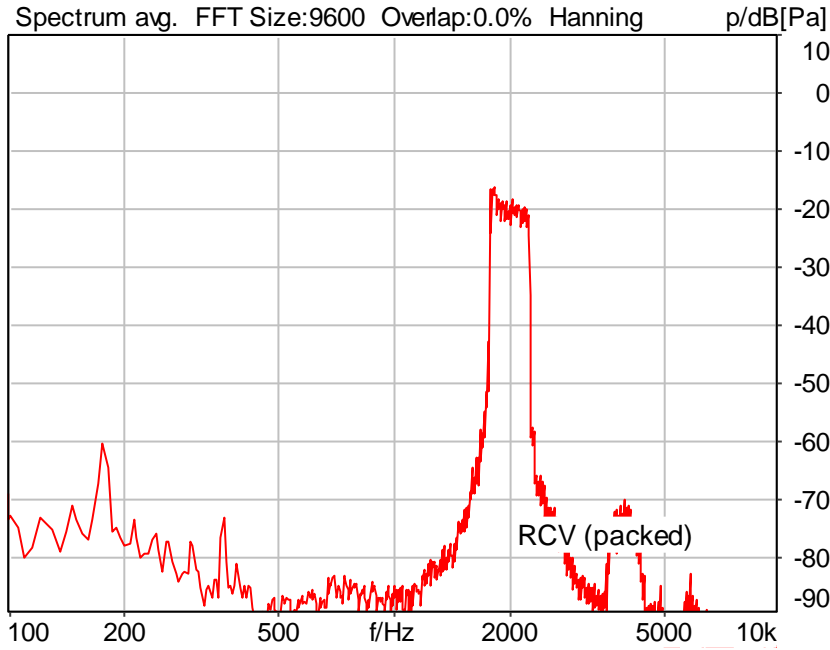
Limits

	lower
Run 1	20.00 dB



### 5.2 RCV Distortion and Noise - 2000 Hz WB

TIA-5050 (2018-01) \ Measurements \ Wideband \ 5.2 Receive Distortion and Noise 8N change frequency range



Distortion (Noise) RCV (packed): 41.52 dB (0.84%) Ok

Ok

10/9/2023 4:56 PM ACQUA 5.1.200

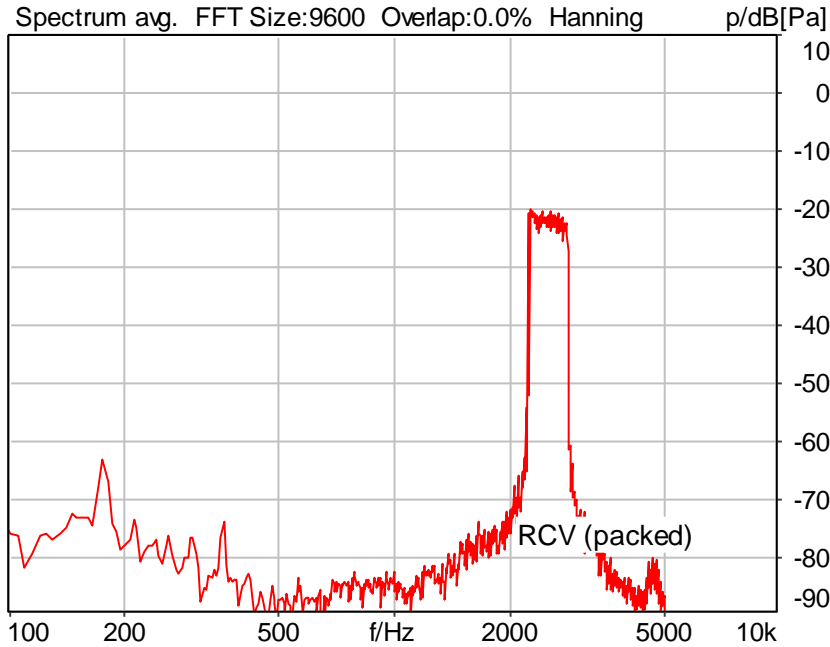
Limits

	lower
Run 1	20.00 dB



### 5.2 RCV Distortion and Noise - 2500 Hz WB

TIA-5050 (2018-01) \ Measurements \ Wideband \ 5.2 Receive Distortion and Noise 8N change frequency range



Distortion (Noise) RCV (packed): 45.15 dB (0.55%) Ok

Ok

10/9/2023 4:56 PM ACQUA 5.1.200

Limits

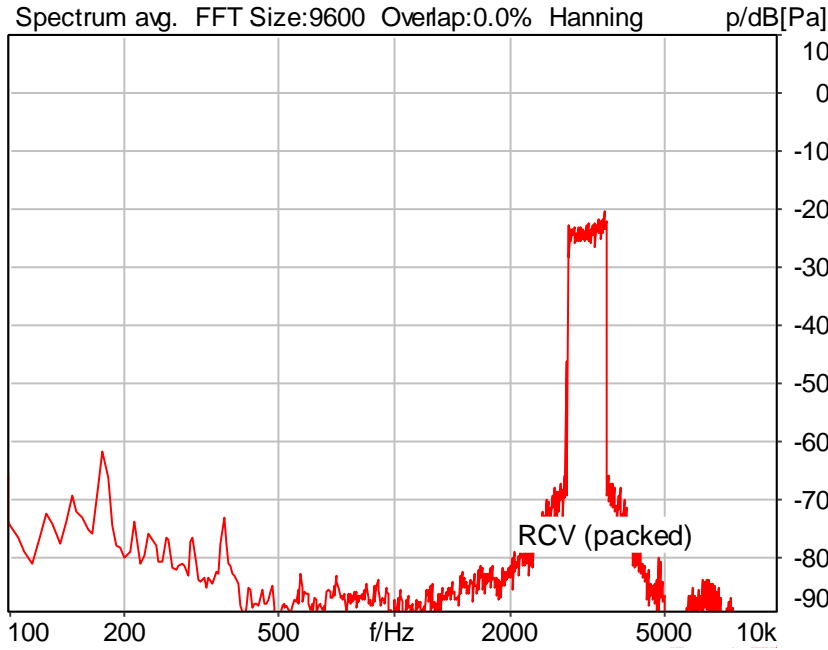
	lower
Run 1	20.00 dB





### 5.2 RCV Distortion and Noise - 3150 Hz WB

TIA-5050 (2018-01) \ Measurements \ Wideband \ 5.2 Receive Distortion and Noise 8N change frequency range



Distortion (Noise) RCV (packed): 44.32 dB (0.61%) Ok

Ok

10/9/2023 4:56 PM ACQUA 5.1.200

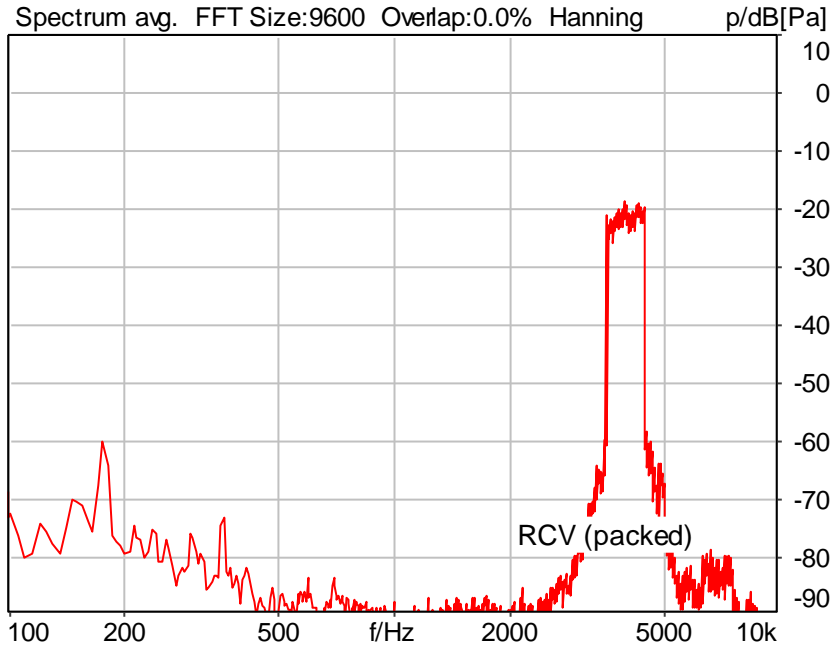
Limits

	lower
Run 1	20.00 dB



### 5.2 RCV Distortion and Noise - 4000 Hz WB

TIA-5050 (2018-01) \ Measurements \ Wideband \ 5.2 Receive Distortion and Noise 8N change frequency range



Distortion (Noise) RCV (packed): 43.58 dB (0.66%) Ok

Ok

10/9/2023 4:57 PM ACQUA 5.1.200

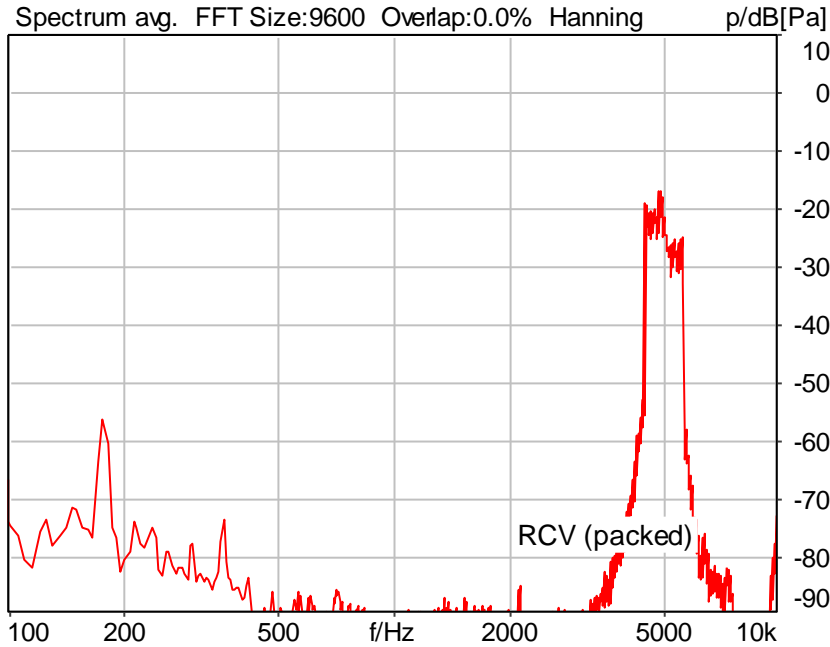
Limits

	lower
Run 1	20.00 dB



### 5.2 RCV Distortion and Noise - 5000 Hz WB

TIA-5050 (2018-01) \ Measurements \ Wideband \ 5.2 Receive Distortion and Noise 8N change frequency range



Distortion (Noise) RCV (packed): 40.09 dB (0.99%) Ok

Ok

10/9/2023 4:57 PM ACQUA 5.1.200

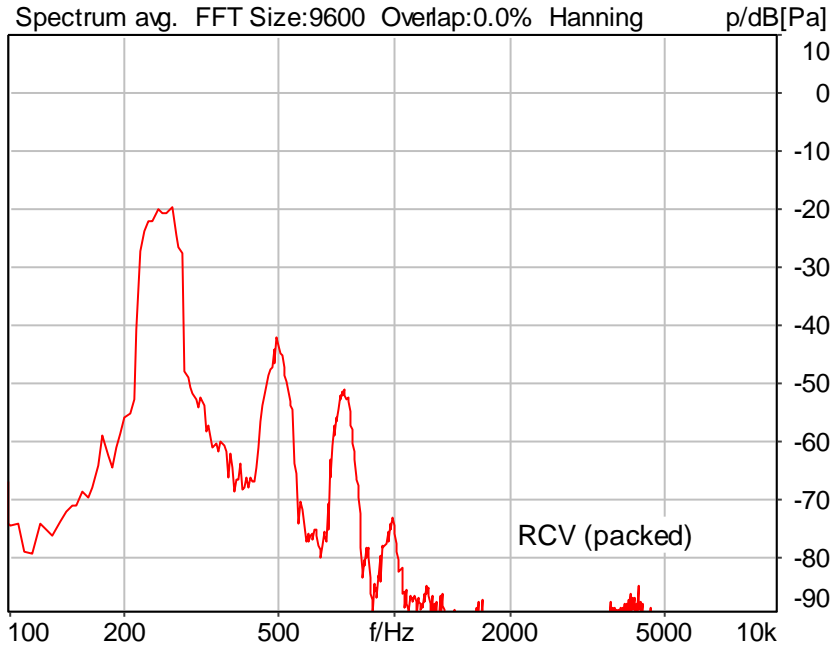
Limits

	lower
Run 1	20.00 dB



### 5.2 RCV Distortion and Noise - 250 Hz WB

TIA-5050 (2018-01) \ Measurements \ Wideband \ 5.2 Receive Distortion and Noise 2N change frequency range



Distortion (Noise) RCV (packed): 25.41 dB (5.37%) Ok

Ok

10/9/2023 4:58 PM ACQUA 5.1.200

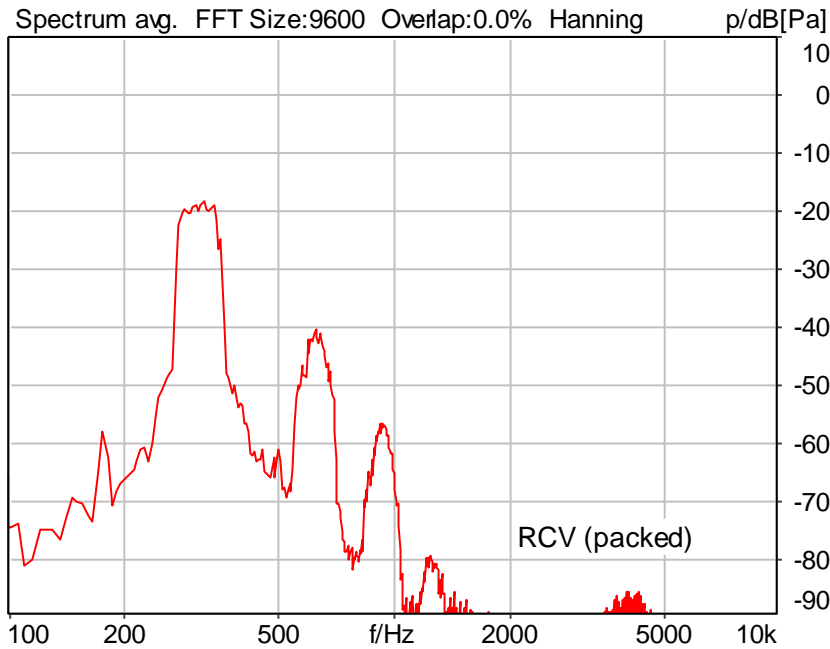
Limits

	lower
Run 1	20.00 dB



### 5.2 RCV Distortion and Noise - 315 Hz WB

TIA-5050 (2018-01) \ Measurements \ Wideband \ 5.2 Receive Distortion and Noise 2N change frequency range



Distortion (Noise) RCV (packed): 23.78 dB (6.47%) Ok

Ok

10/9/2023 4:59 PM ACQUA 5.1.200

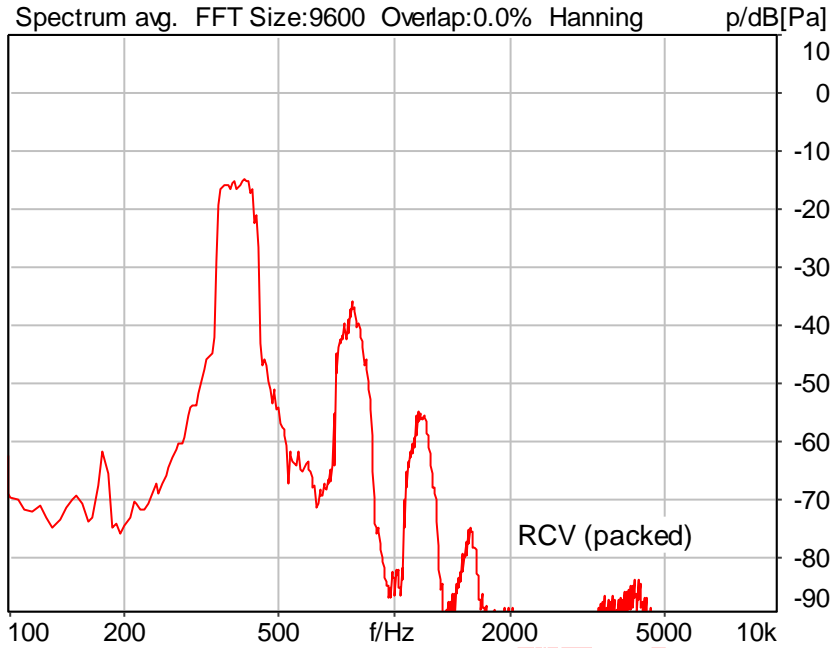
Limits

	lower
Run 1	20.00 dB



### 5.2 RCV Distortion and Noise - 400 Hz WB

TIA-5050 (2018-01) \ Measurements \ Wideband \ 5.2 Receive Distortion and Noise 2N change frequency range



Distortion (Noise) RCV (packed): 23.01 dB (7.07%) Ok

Ok

10/9/2023 4:59 PM ACQUA 5.1.200

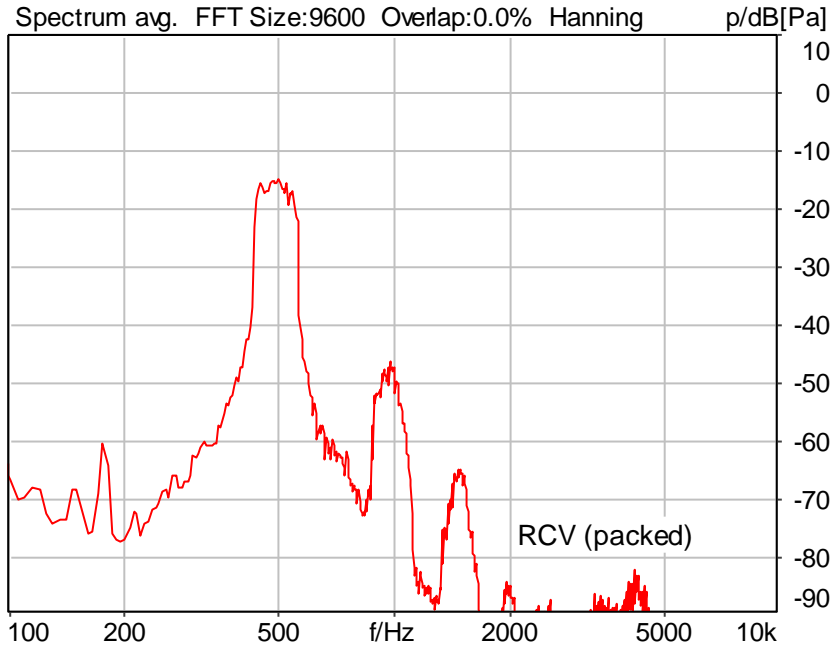
Limits

	lower
Run 1	20.00 dB



### 5.2 RCV Distortion and Noise - 500 Hz WB

TIA-5050 (2018-01) \ Measurements \ Wideband \ 5.2 Receive Distortion and Noise 2N change frequency range



Distortion (Noise) RCV (packed): 31.14 dB (2.77%) Ok

Ok

10/9/2023 5:00 PM ACQUA 5.1.200

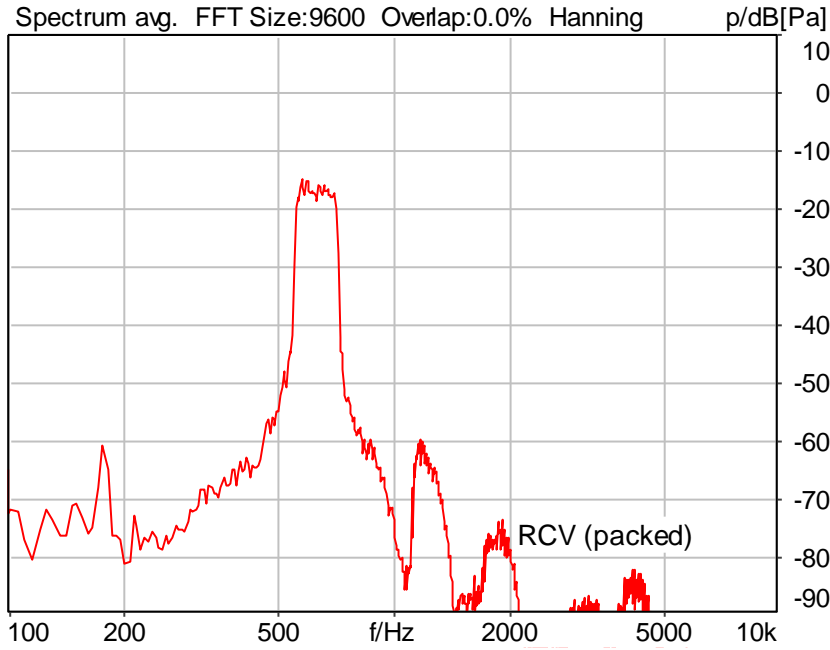
Limits

	lower
Run 1	20.00 dB



### 5.2 RCV Distortion and Noise - 630 Hz WB

TIA-5050 (2018-01) \ Measurements \ Wideband \ 5.2 Receive Distortion and Noise 2N change frequency range



Distortion (Noise) RCV (packed): 38.37 dB (1.21%) Ok

Ok

10/9/2023 5:00 PM ACQUA 5.1.200

Limits

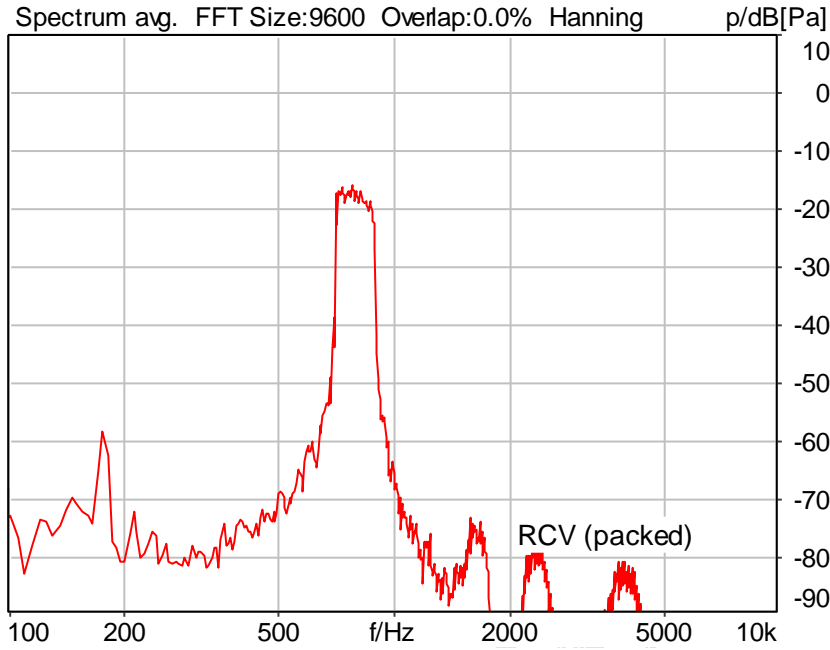
	lower
Run 1	20.00 dB





### 5.2 RCV Distortion and Noise - 800 Hz WB

TIA-5050 (2018-01) \ Measurements \ Wideband \ 5.2 Receive Distortion and Noise 2N change frequency range



Distortion (Noise) RCV (packed): 41.93 dB (0.80%) Ok

Ok

10/9/2023 5:01 PM ACQUA 5.1.200

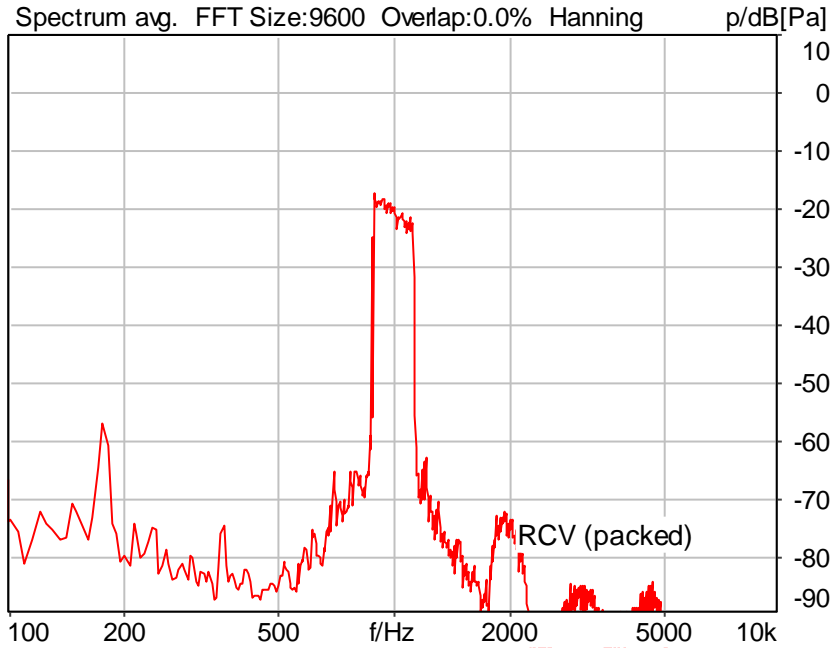
Limits

	lower
Run 1	20.00 dB



### 5.2 RCV Distortion and Noise - 1000 Hz WB

TIA-5050 (2018-01) \ Measurements \ Wideband \ 5.2 Receive Distortion and Noise 2N change frequency range



Distortion (Noise) RCV (packed): 45.34 dB (0.54%) Ok

Ok

10/9/2023 5:01 PM ACQUA 5.1.200

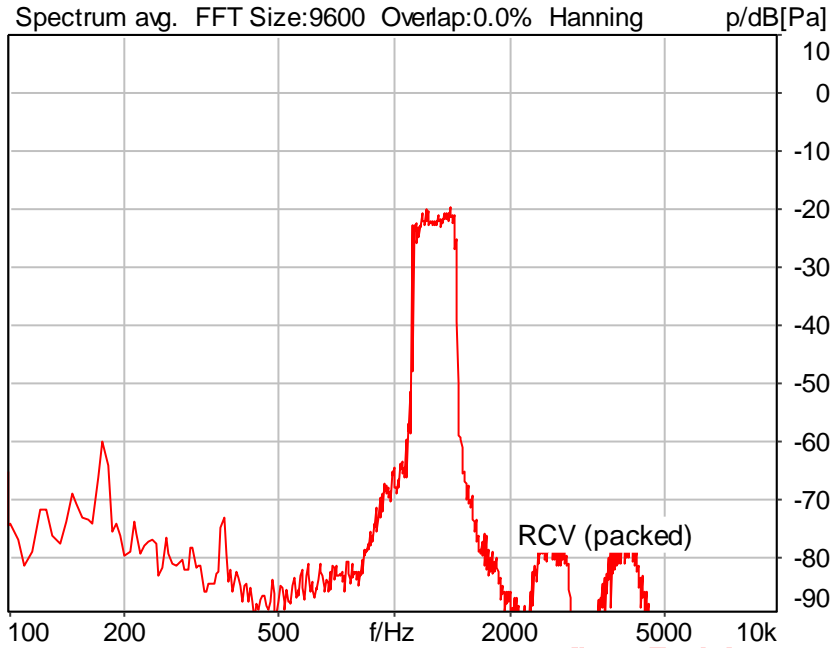
Limits

	lower
Run 1	20.00 dB



### 5.2 RCV Distortion and Noise - 1250 Hz WB

TIA-5050 (2018-01) \ Measurements \ Wideband \ 5.2 Receive Distortion and Noise 2N change frequency range



Distortion (Noise) RCV (packed): 33.46 dB (2.12%) Ok

Ok

10/9/2023 5:01 PM ACQUA 5.1.200

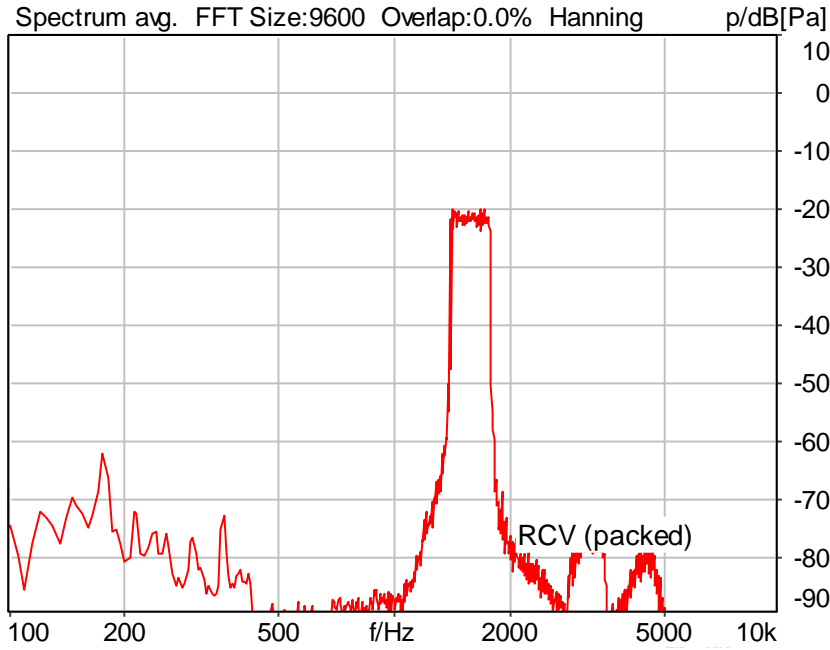
Limits

	lower
Run 1	20.00 dB



### 5.2 RCV Distortion and Noise - 1600 Hz WB

TIA-5050 (2018-01) \ Measurements \ Wideband \ 5.2 Receive Distortion and Noise 2N change frequency range



Distortion (Noise) RCV (packed): 44.46 dB (0.60%) Ok

Ok

10/9/2023 5:02 PM ACQUA 5.1.200

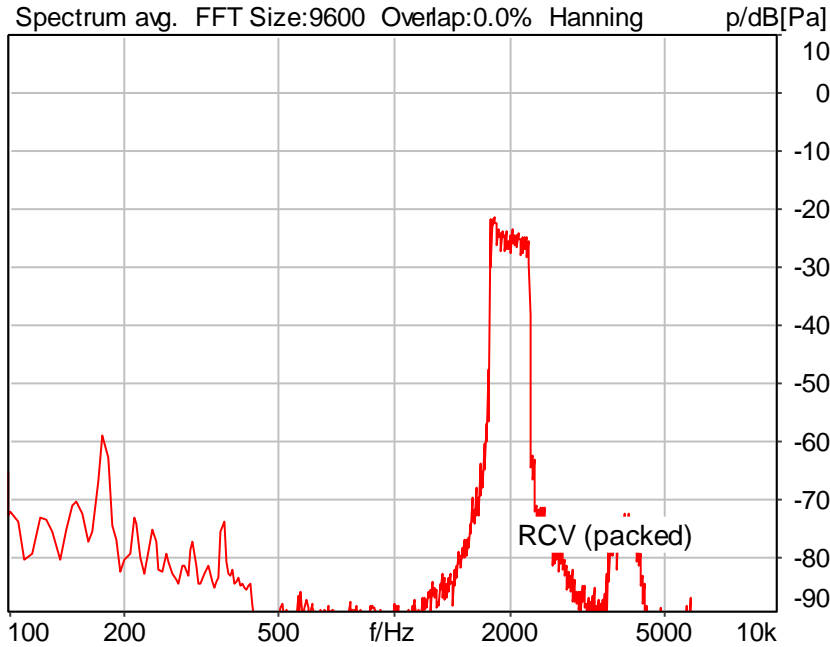
Limits

	lower
Run 1	20.00 dB



### 5.2 RCV Distortion and Noise - 2000 Hz WB

TIA-5050 (2018-01) \ Measurements \ Wideband \ 5.2 Receive Distortion and Noise 2N change frequency range



Distortion (Noise) RCV (packed): 41.29 dB (0.86%) Ok

Ok

10/9/2023 5:02 PM ACQUA 5.1.200

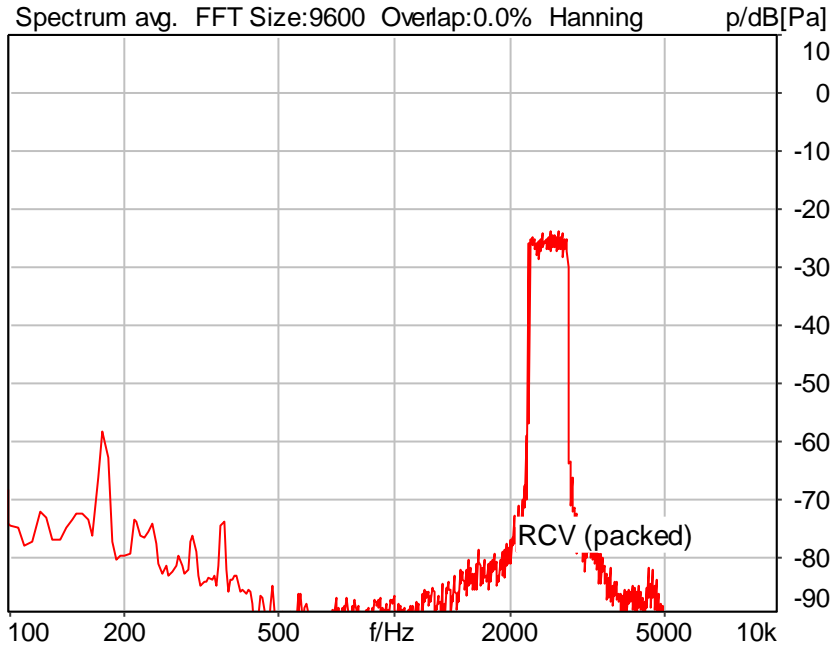
Limits

	lower
Run 1	20.00 dB



### 5.2 RCV Distortion and Noise - 2500 Hz WB

TIA-5050 (2018-01) \ Measurements \ Wideband \ 5.2 Receive Distortion and Noise 2N change frequency range



Distortion (Noise) RCV (packed): 44.90 dB (0.57%) Ok

Ok

10/9/2023 5:03 PM ACQUA 5.1.200

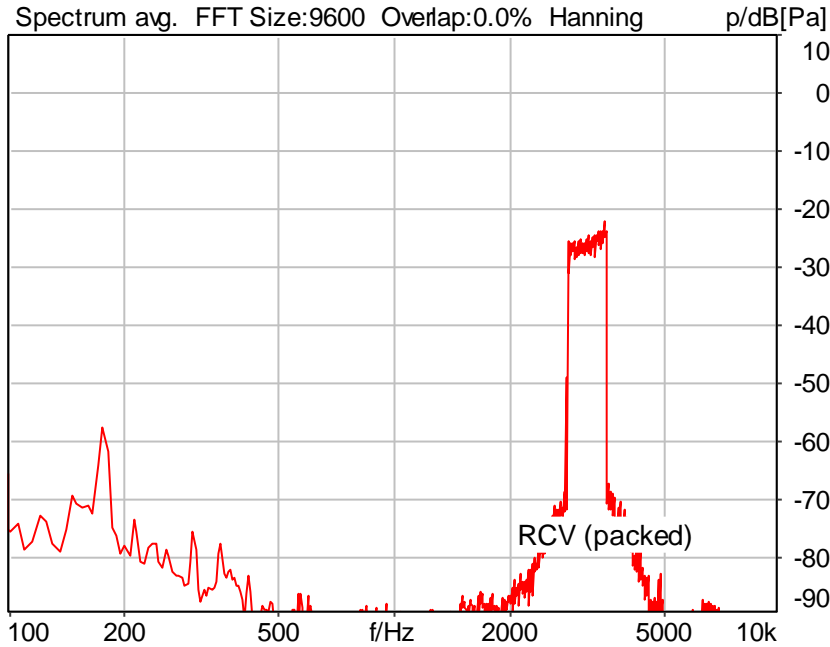
Limits

	lower
Run 1	20.00 dB



### 5.2 RCV Distortion and Noise - 3150 Hz WB

TIA-5050 (2018-01) \ Measurements \ Wideband \ 5.2 Receive Distortion and Noise 2N change frequency range



Distortion (Noise) RCV (packed): 44.60 dB (0.59%) Ok

Ok

10/9/2023 5:03 PM ACQUA 5.1.200

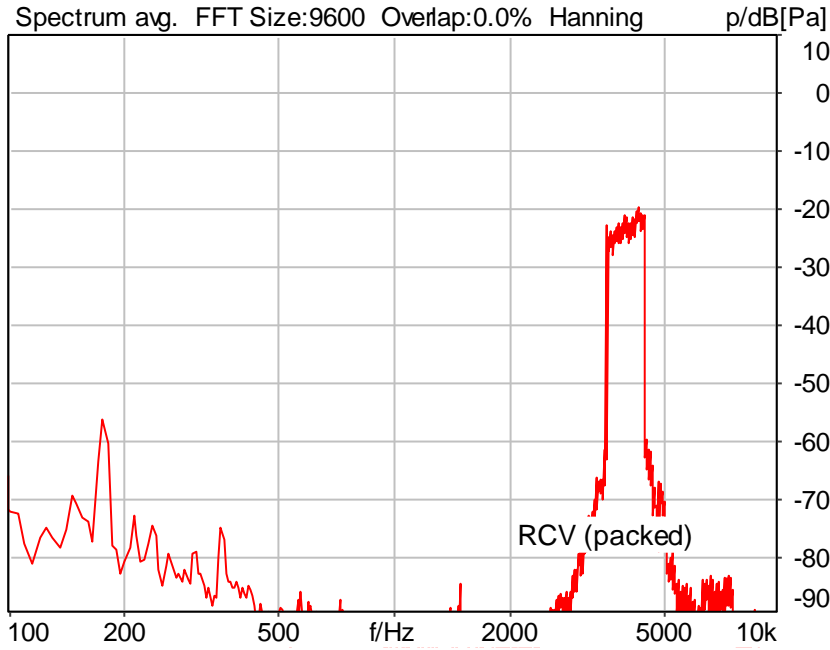
Limits

	lower
Run 1	20.00 dB



### 5.2 RCV Distortion and Noise - 4000 Hz WB

TIA-5050 (2018-01) \ Measurements \ Wideband \ 5.2 Receive Distortion and Noise 2N change frequency range



Distortion (Noise) RCV (packed): 44.02 dB (0.63%) Ok

Ok

10/9/2023 5:04 PM ACQUA 5.1.200

Limits

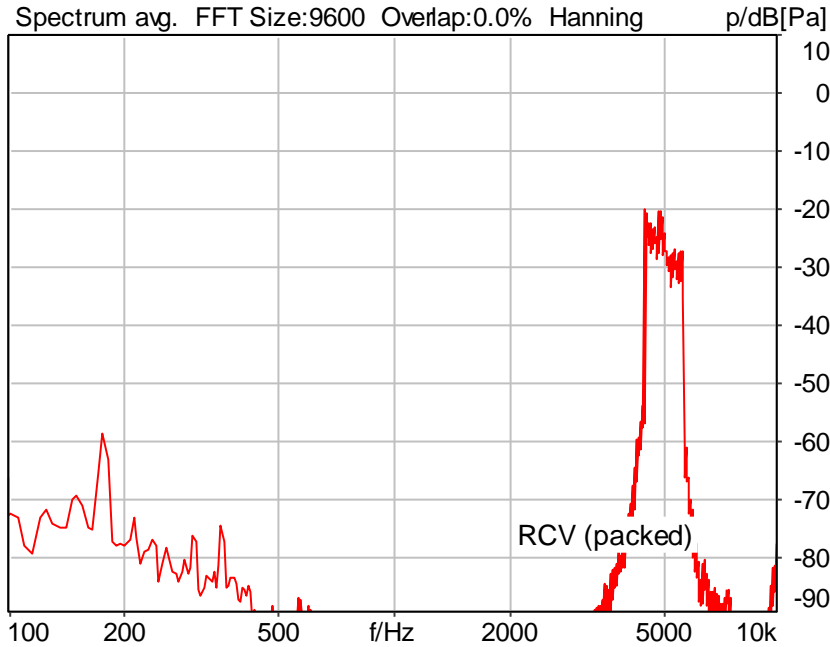
	lower
Run 1	20.00 dB





### 5.2 RCV Distortion and Noise - 5000 Hz WB

TIA-5050 (2018-01) \ Measurements \ Wideband \ 5.2 Receive Distortion and Noise 2N change frequency range



Distortion (Noise) RCV (packed): 38.91 dB (1.13%) Ok

Ok

10/9/2023 5:04 PM ACQUA 5.1.200

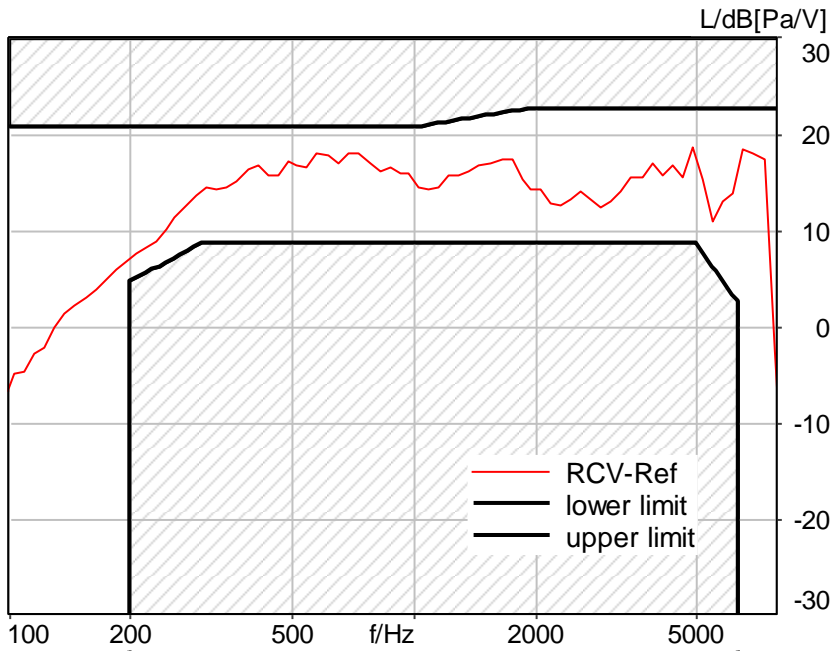
Limits

	lower
Run 1	20.00 dB



### 5.3 Frequency Response 8N FF

TIA-5050 (2018-01) \ Measurements \ Wideband



Absolute minimal distance  
2.69 dB at 576.7 Hz Ok

**Ok**

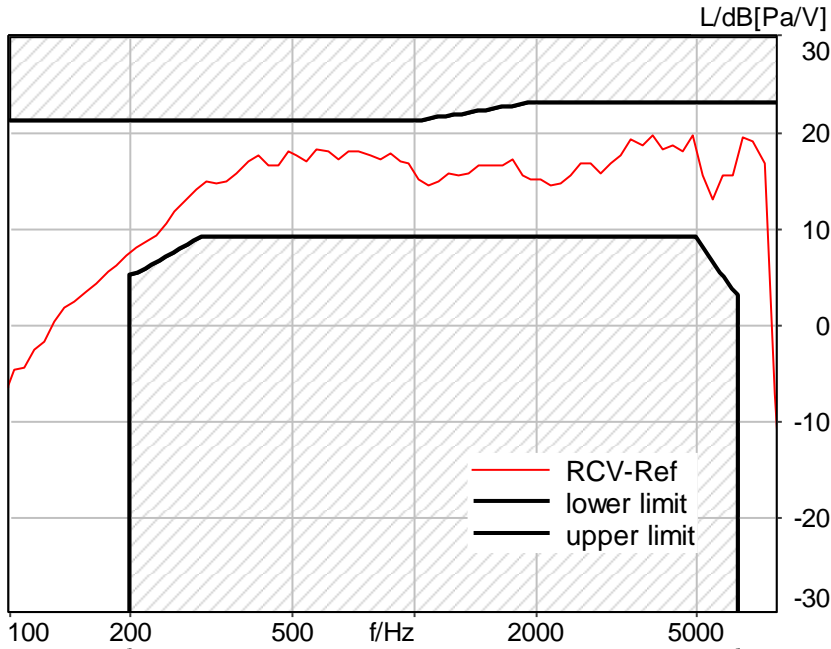
10/9/2023 5:05 PM ACQUA 5.1.200  
Unmodified HEAD acoustics Measurement Descriptor

**Limits**

	<b>lower</b>
Run 1	Fit into tolerance

### 5.3 Frequency Response 8N DF

TIA-5050 (2018-01) \ Measurements \ Wideband



Absolute minimal distance  
2.73 dB at 576.7 Hz Ok

**Ok**

10/9/2023 5:05 PM ACQUA 5.1.200  
Unmodified HEAD acoustics Measurement Descriptor

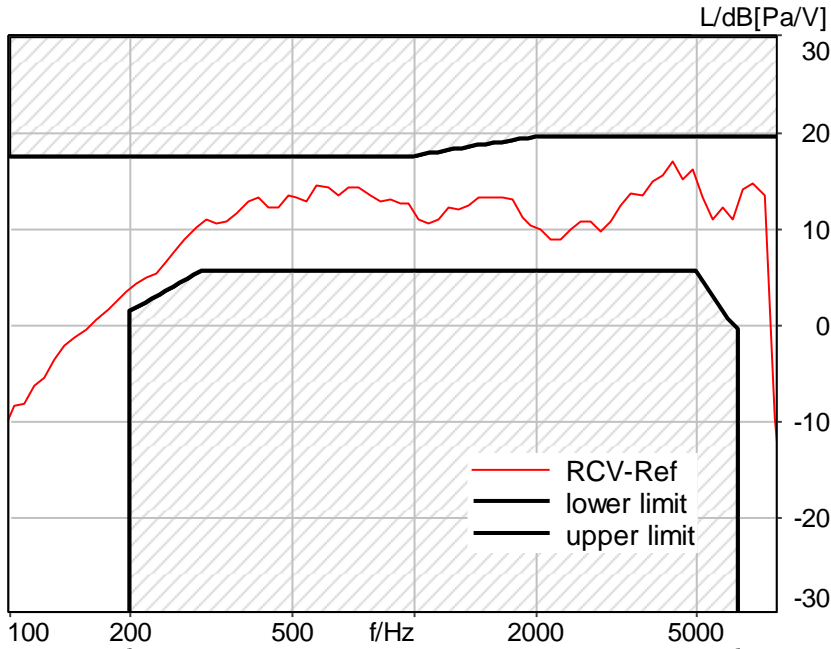
**Limits**

	<b>lower</b>
Run 1	Fit into tolerance



### 5.3 Frequency Response 2N FF

TIA-5050 (2018-01) \ Measurements \ Wideband



Absolute minimal distance  
2.51 dB at 4369.4 Hz Ok

Ok

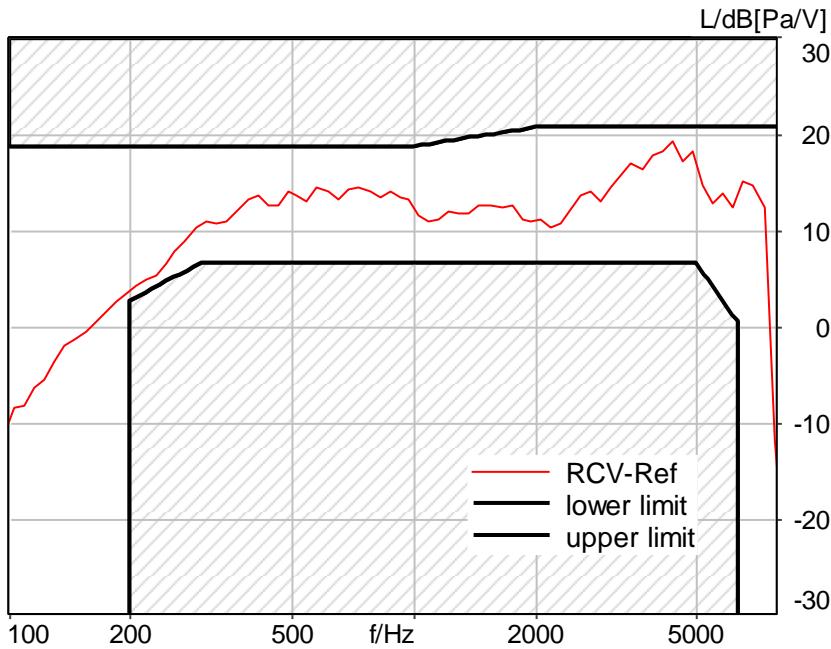
10/9/2023 5:06 PM ACQUA 5.1.200

**Limits**

	<b>lower</b>
Run 1	Fit into tolerance

### 5.3 Frequency Response 2N DF

TIA-5050 (2018-01) \ Measurements \ Wideband



Absolute minimal distance  
1.32 dB at 4369.4 Hz Ok

Ok

10/9/2023 5:06 PM ACQUA 5.1.200  
Unmodified HEAD acoustics Measurement Descriptor

**Limits**

	<b>lower</b>
Run 1	Fit into tolerance



#2 LTE B12 EVS WB 24.4Kbps

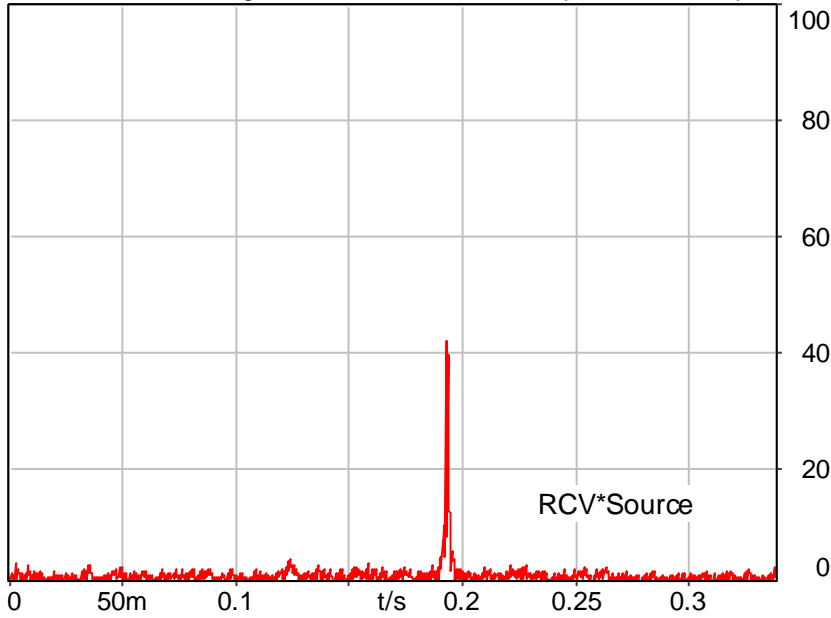
SMD	Status	Single Value Description	Single Value
Overall Receive Delay WB	Done	Delay (Cross) [ms]	193.4
5.1a Receive Volume Control Performance 8N WB	Ok	Speech Level [dB[SPL]]	89.86
5.1b Receive Volume Control Performance 2N WB	Ok	Speech Level [dB[SPL]]	89.25
5.2 RCV Distortion and Noise - 250 Hz WB	Ok	Distortion (Noise) [dB], 0.0 dB	25.47
5.2 RCV Distortion and Noise - 315 Hz WB	Ok	Distortion (Noise) [dB], 0.0 dB	23.67
5.2 RCV Distortion and Noise - 400 Hz WB	Ok	Distortion (Noise) [dB], 0.0 dB	22.83
5.2 RCV Distortion and Noise - 500 Hz WB	Ok	Distortion (Noise) [dB], 0.0 dB	30.90
5.2 RCV Distortion and Noise - 630 Hz WB	Ok	Distortion (Noise) [dB], 0.0 dB	38.09
5.2 RCV Distortion and Noise - 800 Hz WB	Ok	Distortion (Noise) [dB], 0.0 dB	41.33
5.2 RCV Distortion and Noise - 1000 Hz WB	Ok	Distortion (Noise) [dB], 0.0 dB	45.27
5.2 RCV Distortion and Noise - 1250 Hz WB	Ok	Distortion (Noise) [dB], 0.0 dB	34.02
5.2 RCV Distortion and Noise - 1600 Hz WB	Ok	Distortion (Noise) [dB], 0.0 dB	44.52
5.2 RCV Distortion and Noise - 2000 Hz WB	Ok	Distortion (Noise) [dB], 0.0 dB	41.62
5.2 RCV Distortion and Noise - 2500 Hz WB	Ok	Distortion (Noise) [dB], 0.0 dB	45.17
5.2 RCV Distortion and Noise - 3150 Hz WB	Ok	Distortion (Noise) [dB], 0.0 dB	43.96
5.2 RCV Distortion and Noise - 4000 Hz WB	Ok	Distortion (Noise) [dB], 0.0 dB	43.23
5.2 RCV Distortion and Noise - 5000 Hz WB	Ok	Distortion (Noise) [dB], 0.0 dB	40.42
5.2 RCV Distortion and Noise - 250 Hz WB	Ok	Distortion (Noise) [dB], 0.0 dB	25.38
5.2 RCV Distortion and Noise - 315 Hz WB	Ok	Distortion (Noise) [dB], 0.0 dB	23.76
5.2 RCV Distortion and Noise - 400 Hz WB	Ok	Distortion (Noise) [dB], 0.0 dB	23.00
5.2 RCV Distortion and Noise - 500 Hz WB	Ok	Distortion (Noise) [dB], 0.0 dB	31.07
5.2 RCV Distortion and Noise - 630 Hz WB	Ok	Distortion (Noise) [dB], 0.0 dB	38.19
5.2 RCV Distortion and Noise - 800 Hz WB	Ok	Distortion (Noise) [dB], 0.0 dB	41.28
5.2 RCV Distortion and Noise - 1000 Hz WB	Ok	Distortion (Noise) [dB], 0.0 dB	45.18
5.2 RCV Distortion and Noise - 1250 Hz WB	Ok	Distortion (Noise) [dB], 0.0 dB	33.00
5.2 RCV Distortion and Noise - 1600 Hz WB	Ok	Distortion (Noise) [dB], 0.0 dB	43.70
5.2 RCV Distortion and Noise - 2000 Hz WB	Ok	Distortion (Noise) [dB], 0.0 dB	40.78
5.2 RCV Distortion and Noise - 2500 Hz WB	Ok	Distortion (Noise) [dB], 0.0 dB	44.95
5.2 RCV Distortion and Noise - 3150 Hz WB	Ok	Distortion (Noise) [dB], 0.0 dB	44.67
5.2 RCV Distortion and Noise - 4000 Hz WB	Ok	Distortion (Noise) [dB], 0.0 dB	44.04
5.2 RCV Distortion and Noise - 5000 Hz WB	Ok	Distortion (Noise) [dB], 0.0 dB	39.11
5.3 Frequency Response 8N FF	Ok	Min. dist. to tolerance scheme [dB], 731.5 Hz	2.77
5.3 Frequency Response 8N DF	Ok	Min. dist. to tolerance scheme [dB], 4870.0 Hz	2.36
5.3 Frequency Response 2N FF	Ok	Min. dist. to tolerance scheme [dB], 4369.4 Hz	2.45
5.3 Frequency Response 2N DF	Ok	Min. dist. to tolerance scheme [dB], 4369.4 Hz	1.49



### Overall Receive Delay WB

TIA-5050 (2018-01) \ Measurements \ Wideband \ Preparation - Delay measurement

Cross correlation avg. FFT Size:131072 Overlap:0.0% Envelope %



Delay (Cross): 193.4 ms

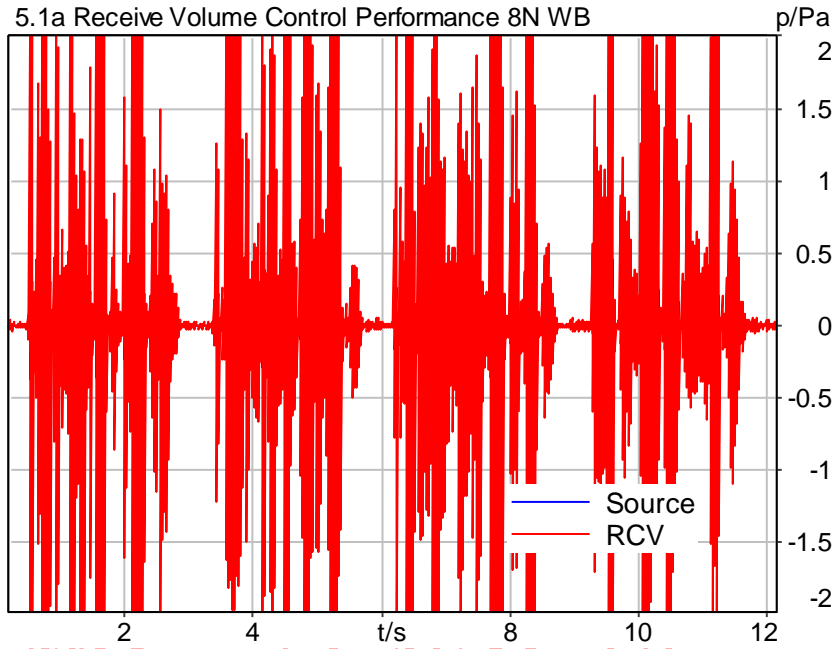
10/9/2023 4:22 PM ACQUA 5.1.200

Unmodified HEAD acoustics Measurement Descriptor



### 5.1a Receive Volume Control Performance 8N WB

TIA-5050 (2018-01) \ Measurements \ Wideband



Speech Level RCV: 89.86 dB[SPL], Act.: 58.00% Ok

**Ok**

10/9/2023 4:45 PM ACQUA 5.1.200

Unmodified HEAD acoustics Measurement Descriptor

**Limits**

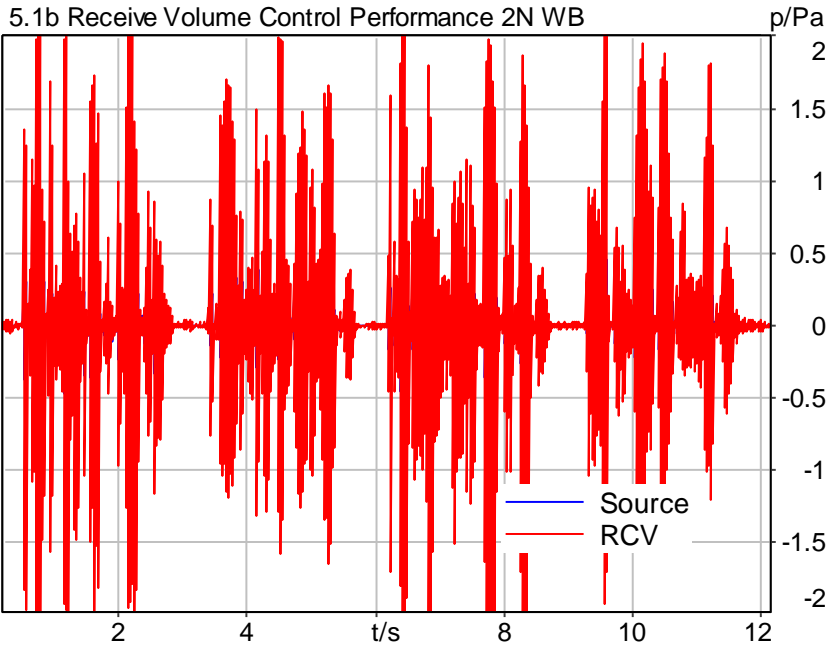
	<b>lower</b>
Run 1	88.00 dB20uPa





### 5.1b Receive Volume Control Performance 2N WB

TIA-5050 (2018-01) \ Measurements \ Wideband



Speech Level RCV: 89.25 dB[SPL], Act.: 23.07% Ok

**Ok**

10/9/2023 4:23 PM ACQUA 5.1.200

Unmodified HEAD acoustics Measurement Descriptor

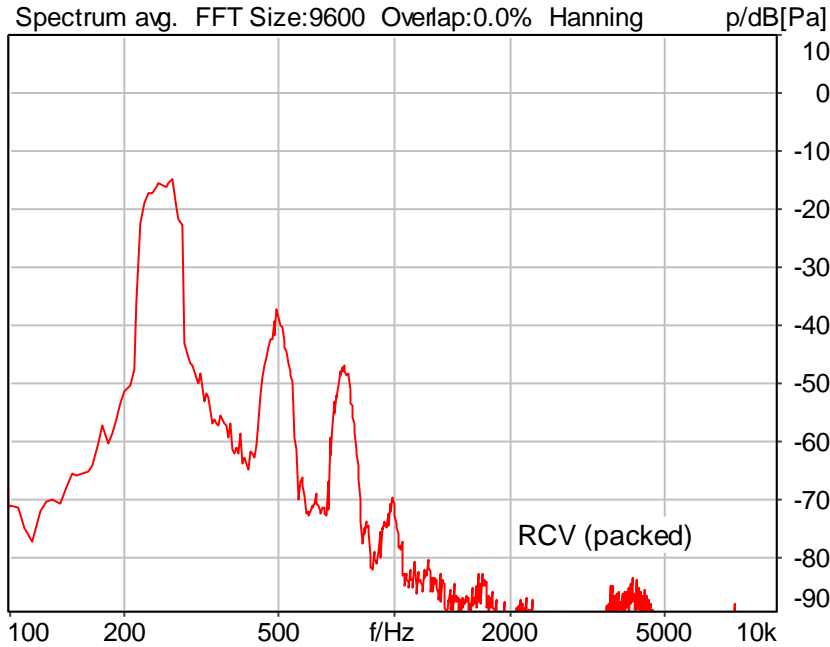
**Limits**

	<b>lower</b>
Run 1	76.00 dB20uPa



### 5.2 RCV Distortion and Noise - 250 Hz WB

TIA-5050 (2018-01) \ Measurements \ Wideband \ 5.2 Receive Distortion and Noise 8N change frequency range



Distortion (Noise) RCV (packed): 25.47 dB (5.33%) Ok

Ok

10/9/2023 4:24 PM ACQUA 5.1.200

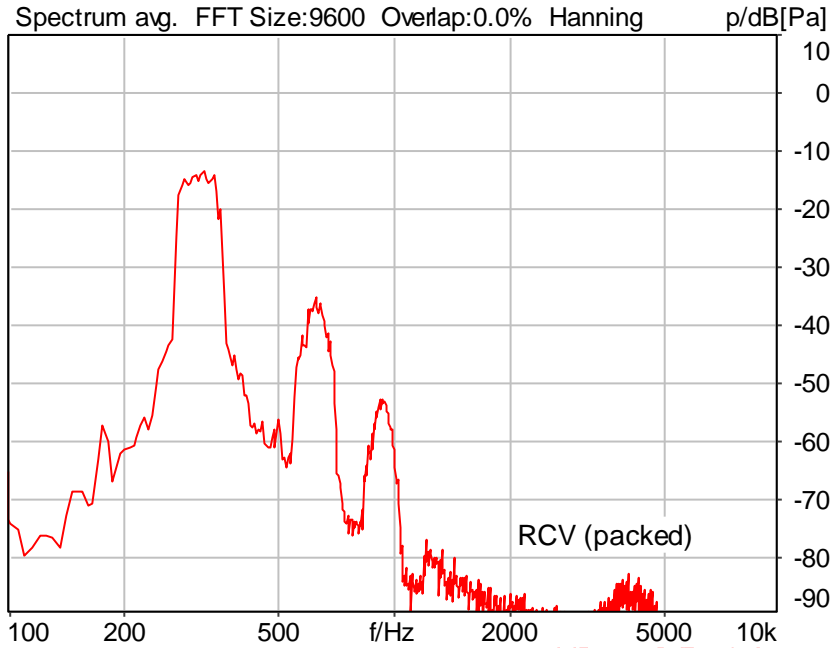
Limits

	lower
Run 1	20.00 dB



### 5.2 RCV Distortion and Noise - 315 Hz WB

TIA-5050 (2018-01) \ Measurements \ Wideband \ 5.2 Receive Distortion and Noise 8N change frequency range



Distortion (Noise) RCV (packed): 23.67 dB (6.55%) Ok

Ok

10/9/2023 4:24 PM ACQUA 5.1.200

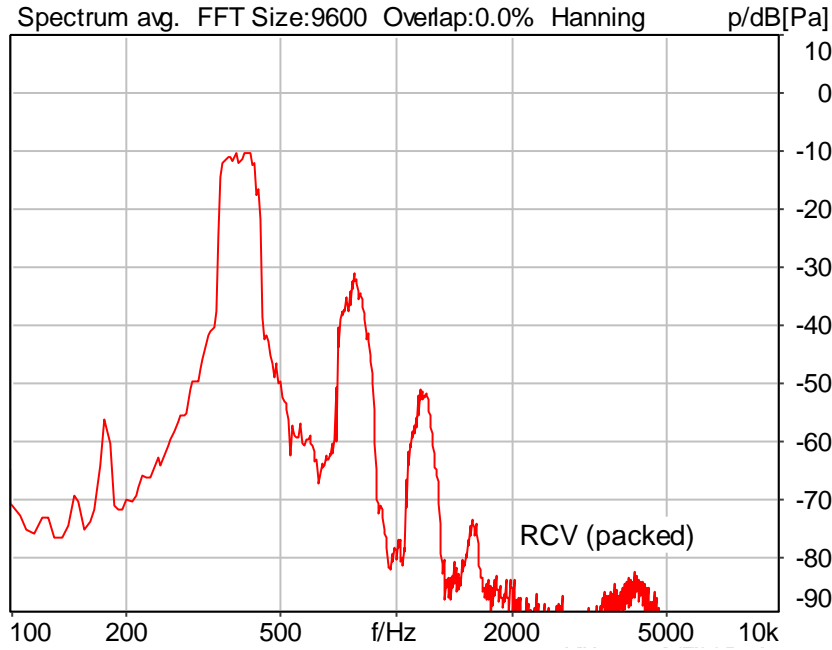
Limits

	lower
Run 1	20.00 dB



### 5.2 RCV Distortion and Noise - 400 Hz WB

TIA-5050 (2018-01) \ Measurements \ Wideband \ 5.2 Receive Distortion and Noise 8N change frequency range



Distortion (Noise) RCV (packed): 22.83 dB (7.22%) Ok

Ok

10/9/2023 4:25 PM ACQUA 5.1.200

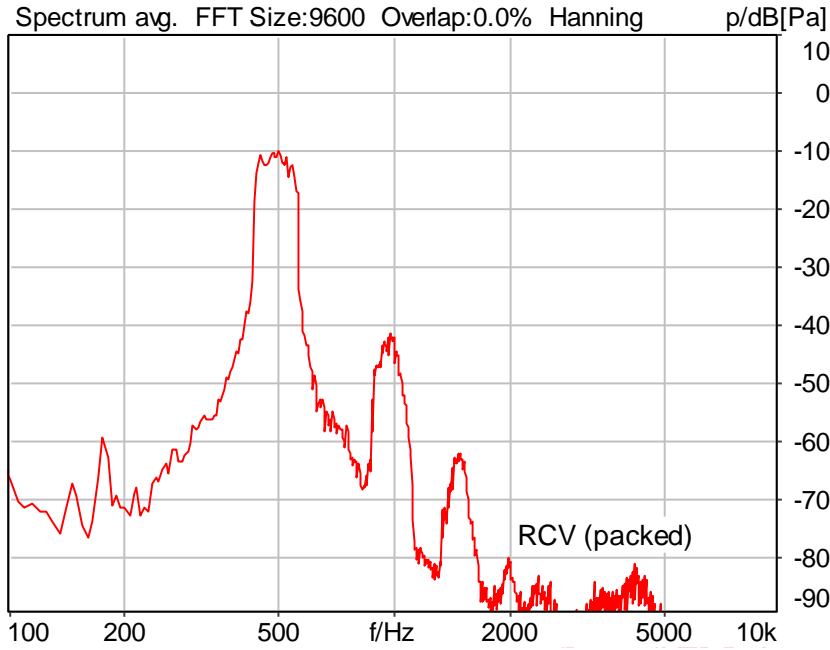
Limits

	lower
Run 1	20.00 dB



### 5.2 RCV Distortion and Noise - 500 Hz WB

TIA-5050 (2018-01) \ Measurements \ Wideband \ 5.2 Receive Distortion and Noise 8N change frequency range



Distortion (Noise) RCV (packed): 30.90 dB (2.85%) Ok

Ok

10/9/2023 4:25 PM ACQUA 5.1.200

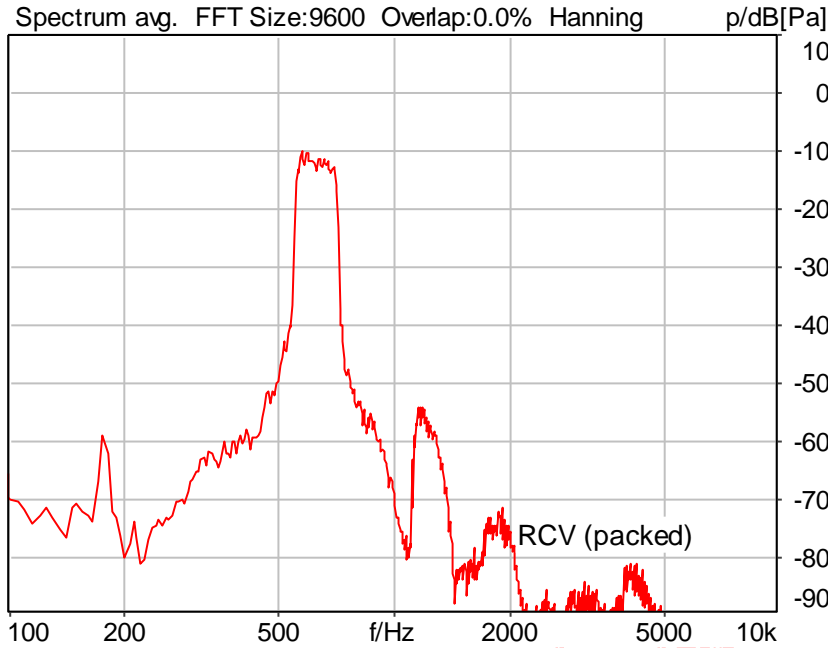
Limits

	lower
Run 1	20.00 dB



### 5.2 RCV Distortion and Noise - 630 Hz WB

TIA-5050 (2018-01) \ Measurements \ Wideband \ 5.2 Receive Distortion and Noise 8N change frequency range



Distortion (Noise) RCV (packed): 38.09 dB (1.25%) Ok

Ok

10/9/2023 4:26 PM ACQUA 5.1.200

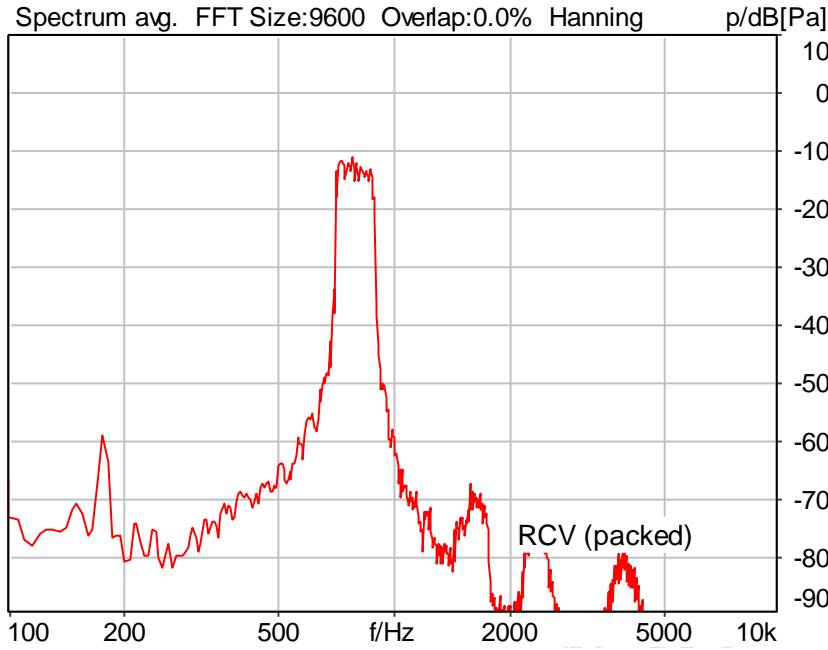
Limits

	lower
Run 1	20.00 dB



### 5.2 RCV Distortion and Noise - 800 Hz WB

TIA-5050 (2018-01) \ Measurements \ Wideband \ 5.2 Receive Distortion and Noise 8N change frequency range



Distortion (Noise) RCV (packed): 41.33 dB (0.86%) Ok

Ok

10/9/2023 4:26 PM ACQUA 5.1.200

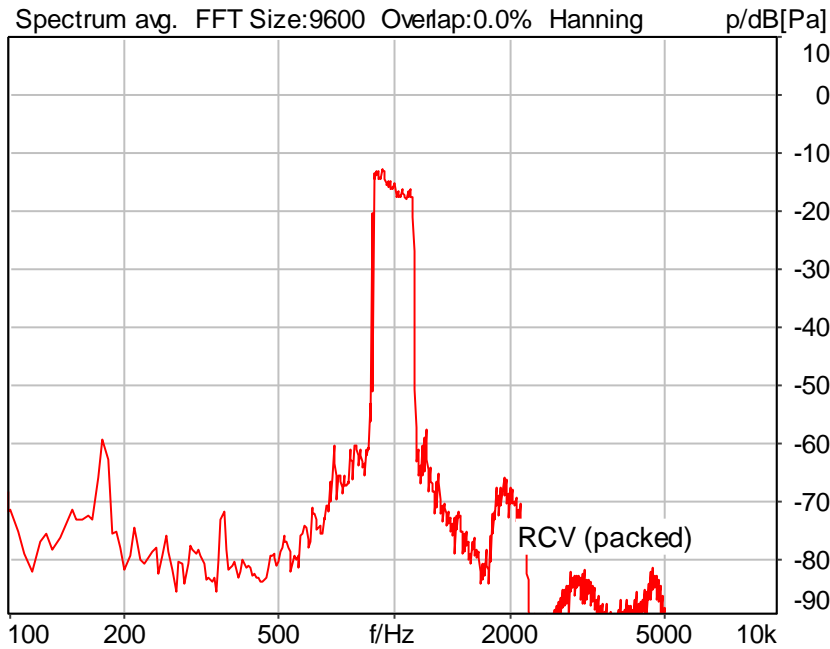
Limits

	lower
Run 1	20.00 dB



### 5.2 RCV Distortion and Noise - 1000 Hz WB

TIA-5050 (2018-01) \ Measurements \ Wideband \ 5.2 Receive Distortion and Noise 8N change frequency range



Distortion (Noise) RCV (packed): 45.27 dB (0.54%) Ok

Ok

10/9/2023 4:26 PM ACQUA 5.1.200

Limits

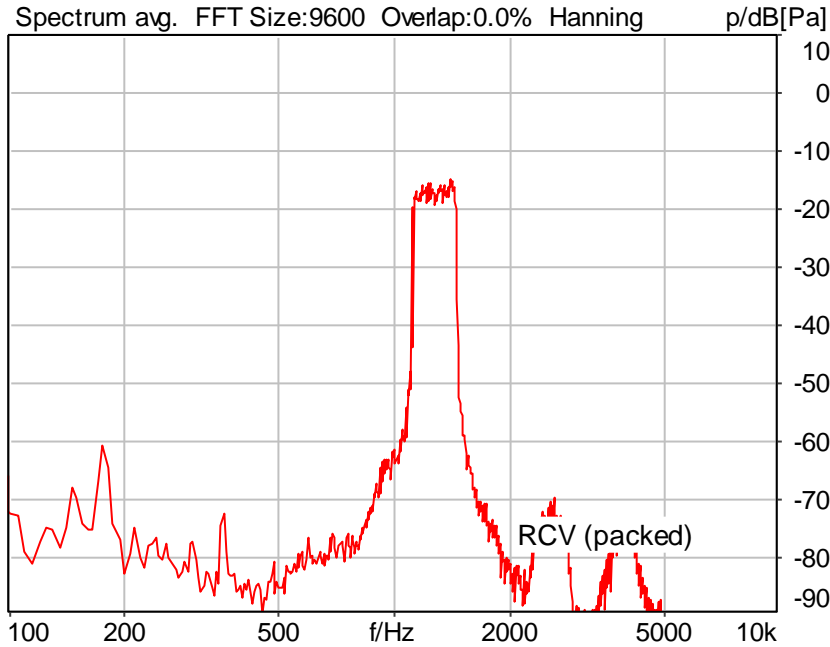
	lower
Run 1	20.00 dB





### 5.2 RCV Distortion and Noise - 1250 Hz WB

TIA-5050 (2018-01) \ Measurements \ Wideband \ 5.2 Receive Distortion and Noise 8N change frequency range



Distortion (Noise) RCV (packed): 34.02 dB (1.99%) Ok

Ok

10/9/2023 4:27 PM ACQUA 5.1.200

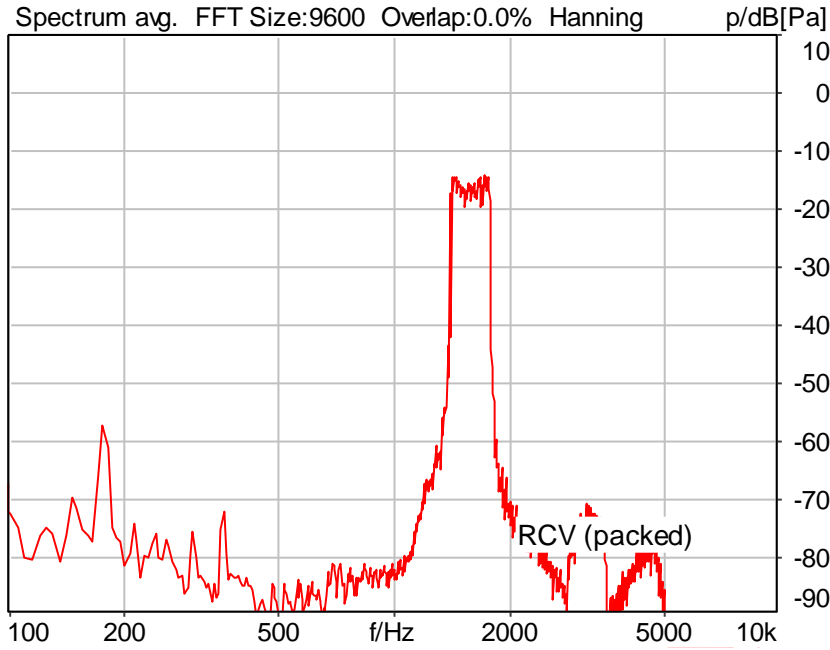
Limits

	lower
Run 1	20.00 dB



### 5.2 RCV Distortion and Noise - 1600 Hz WB

TIA-5050 (2018-01) \ Measurements \ Wideband \ 5.2 Receive Distortion and Noise 8N change frequency range



Distortion (Noise) RCV (packed): 44.52 dB (0.59%) Ok

Ok

10/9/2023 4:27 PM ACQUA 5.1.200

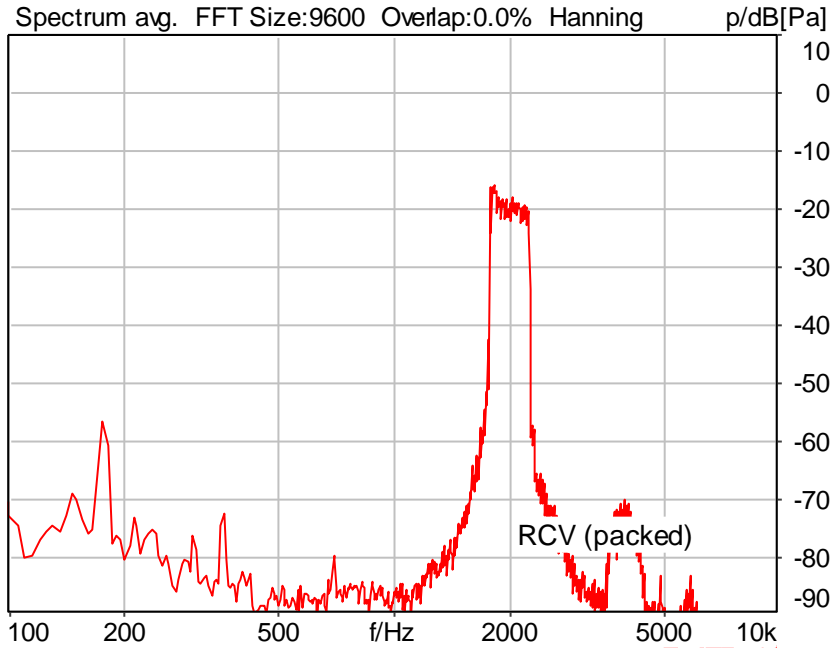
Limits

	lower
Run 1	20.00 dB



### 5.2 RCV Distortion and Noise - 2000 Hz WB

TIA-5050 (2018-01) \ Measurements \ Wideband \ 5.2 Receive Distortion and Noise 8N change frequency range



Distortion (Noise) RCV (packed): 41.62 dB (0.83%) Ok

Ok

10/9/2023 4:28 PM ACQUA 5.1.200

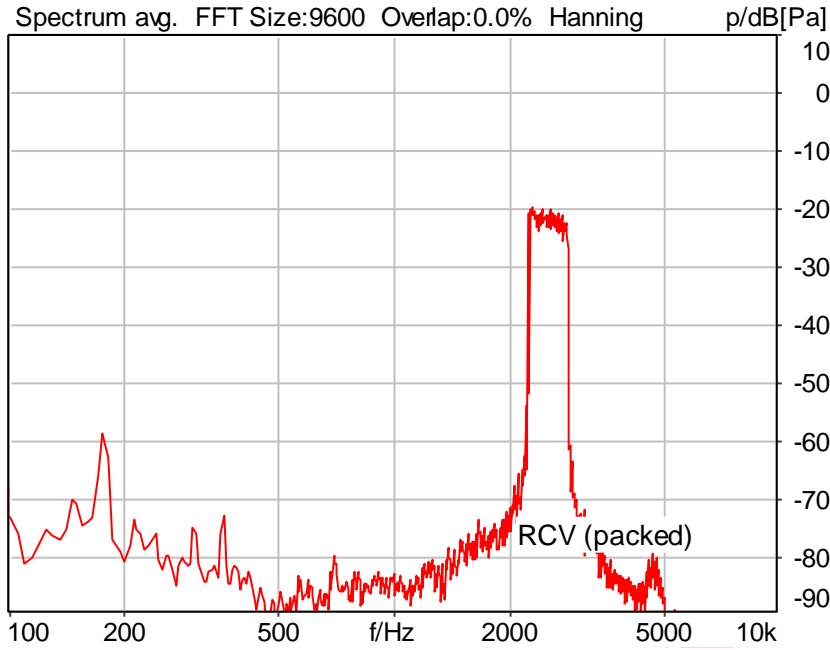
Limits

	lower
Run 1	20.00 dB



### 5.2 RCV Distortion and Noise - 2500 Hz WB

TIA-5050 (2018-01) \ Measurements \ Wideband \ 5.2 Receive Distortion and Noise 8N change frequency range



Distortion (Noise) RCV (packed): 45.17 dB (0.55%) Ok

Ok

10/9/2023 4:28 PM ACQUA 5.1.200

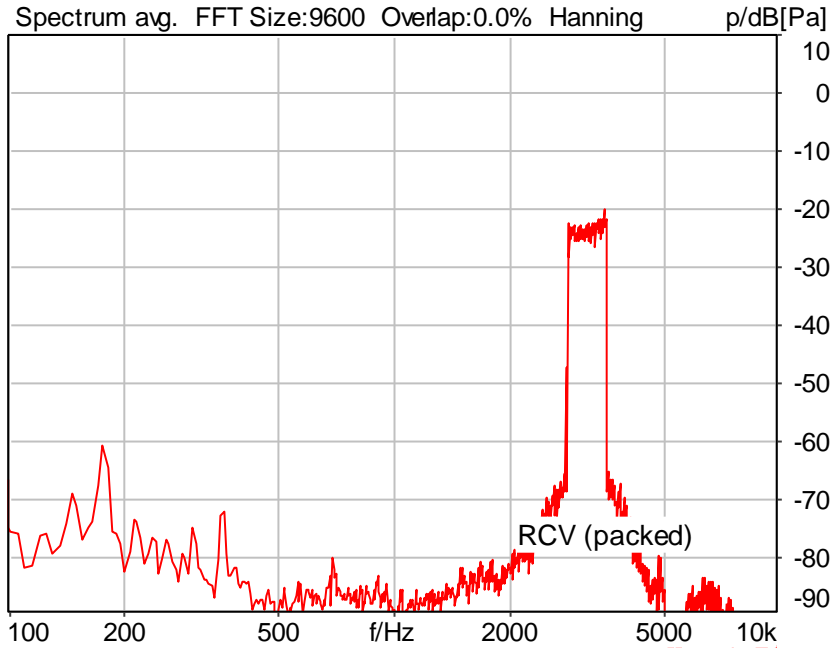
Limits

	lower
Run 1	20.00 dB



### 5.2 RCV Distortion and Noise - 3150 Hz WB

TIA-5050 (2018-01) \ Measurements \ Wideband \ 5.2 Receive Distortion and Noise 8N change frequency range



Distortion (Noise) RCV (packed): 43.96 dB (0.63%) Ok

Ok

10/9/2023 4:29 PM ACQUA 5.1.200

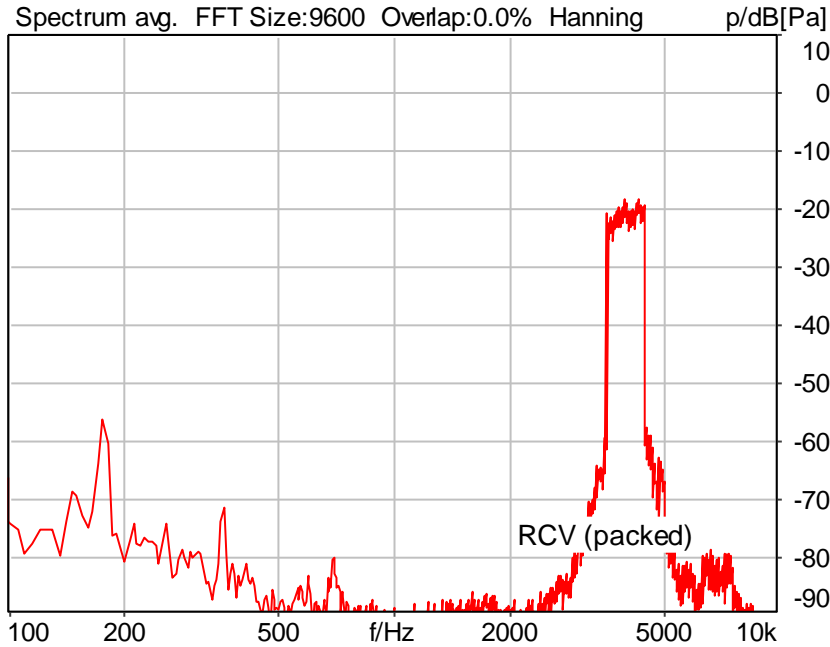
Limits

	lower
Run 1	20.00 dB



### 5.2 RCV Distortion and Noise - 4000 Hz WB

TIA-5050 (2018-01) \ Measurements \ Wideband \ 5.2 Receive Distortion and Noise 8N change frequency range



Distortion (Noise) RCV (packed): 43.23 dB (0.69%) Ok

Ok

10/9/2023 4:29 PM ACQUA 5.1.200

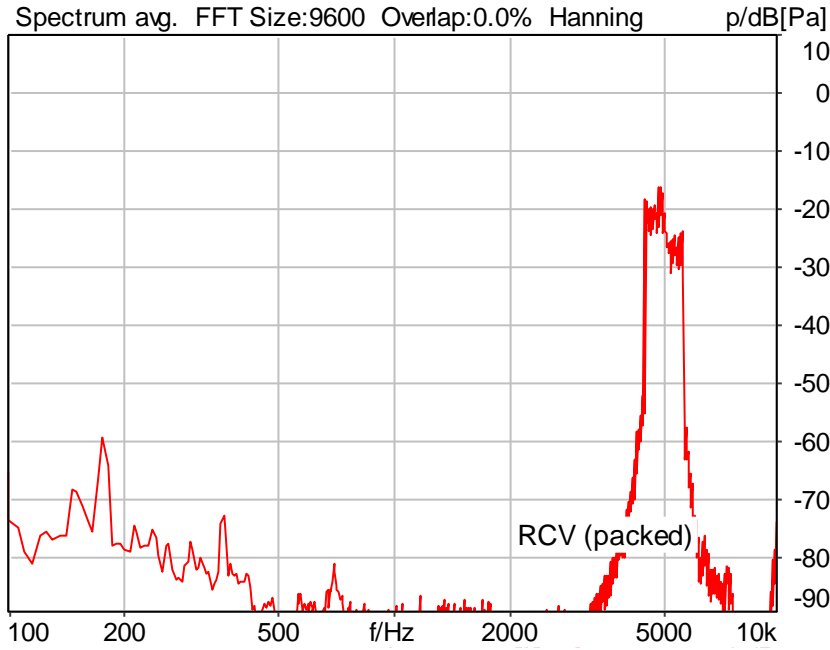
Limits

	lower
Run 1	20.00 dB



### 5.2 RCV Distortion and Noise - 5000 Hz WB

TIA-5050 (2018-01) \ Measurements \ Wideband \ 5.2 Receive Distortion and Noise 8N change frequency range



Distortion (Noise) RCV (packed): 40.42 dB (0.95%) Ok

Ok

10/9/2023 4:29 PM ACQUA 5.1.200

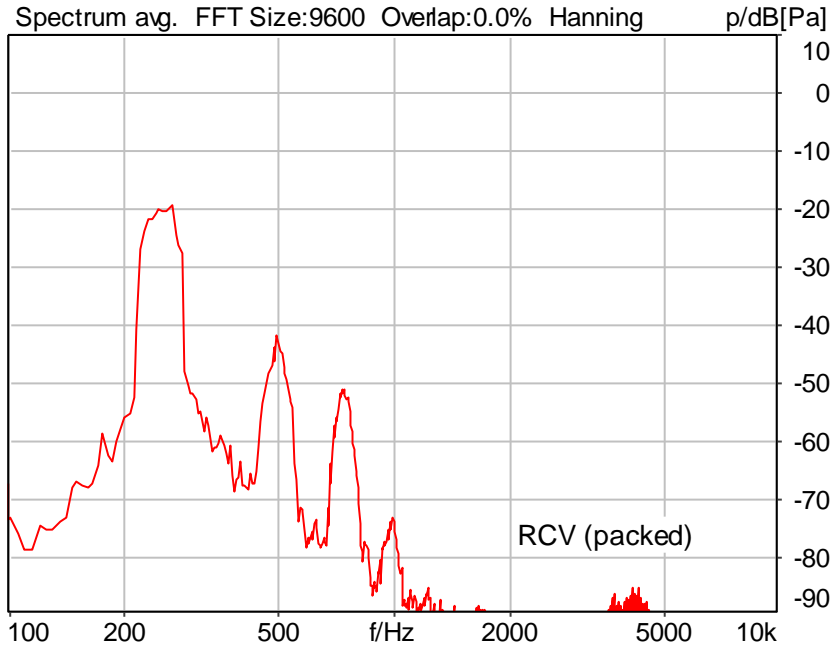
Limits

	lower
Run 1	20.00 dB



### 5.2 RCV Distortion and Noise - 250 Hz WB

TIA-5050 (2018-01) \ Measurements \ Wideband \ 5.2 Receive Distortion and Noise 2N change frequency range



Distortion (Noise) RCV (packed): 25.38 dB (5.38%) Ok

Ok

10/9/2023 4:30 PM ACQUA 5.1.200

Limits

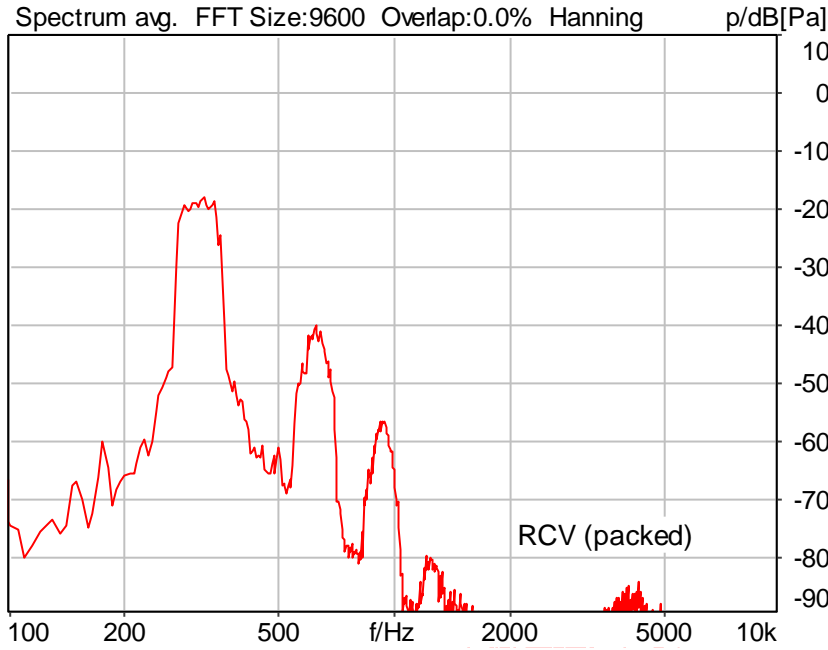
	lower
Run 1	20.00 dB





### 5.2 RCV Distortion and Noise - 315 Hz WB

TIA-5050 (2018-01) \ Measurements \ Wideband \ 5.2 Receive Distortion and Noise 2N change frequency range



Distortion (Noise) RCV (packed): 23.76 dB (6.48%) Ok

Ok

10/9/2023 4:31 PM ACQUA 5.1.200

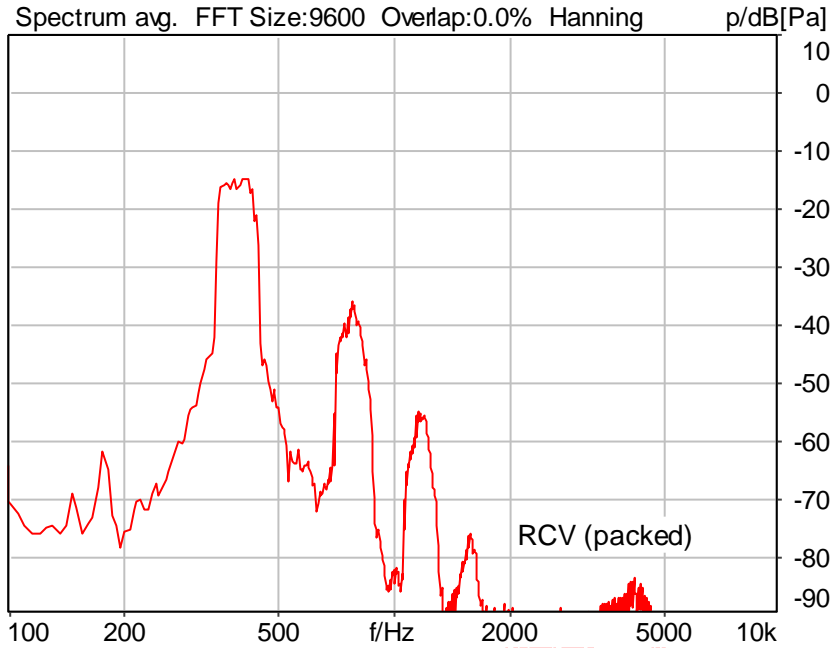
Limits

	lower
Run 1	20.00 dB



### 5.2 RCV Distortion and Noise - 400 Hz WB

TIA-5050 (2018-01) \ Measurements \ Wideband \ 5.2 Receive Distortion and Noise 2N change frequency range



Distortion (Noise) RCV (packed): 23.00 dB (7.08%) Ok

Ok

10/9/2023 4:31 PM ACQUA 5.1.200

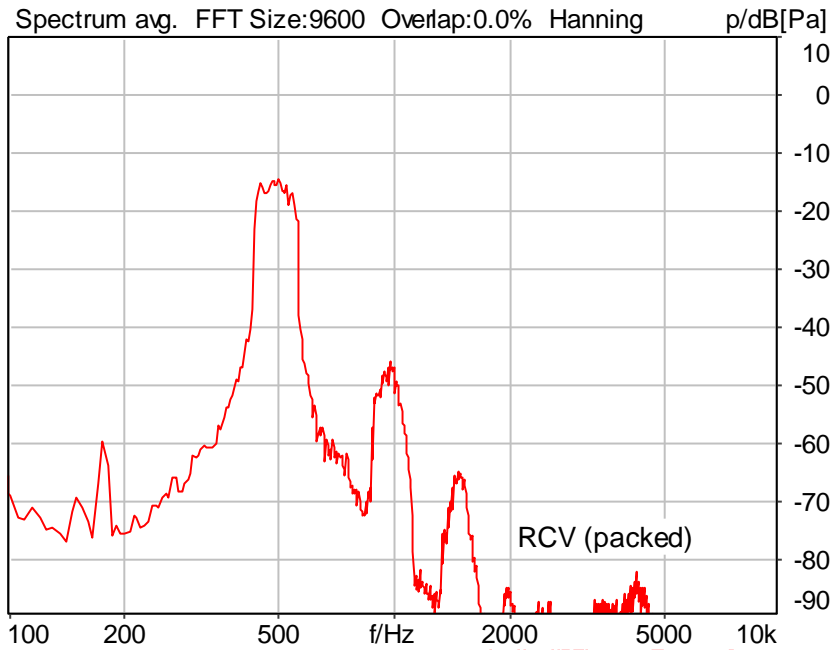
Limits

	lower
Run 1	20.00 dB



### 5.2 RCV Distortion and Noise - 500 Hz WB

TIA-5050 (2018-01) \ Measurements \ Wideband \ 5.2 Receive Distortion and Noise 2N change frequency range



Distortion (Noise) RCV (packed): 31.07 dB (2.79%) Ok

Ok

10/9/2023 4:32 PM ACQUA 5.1.200

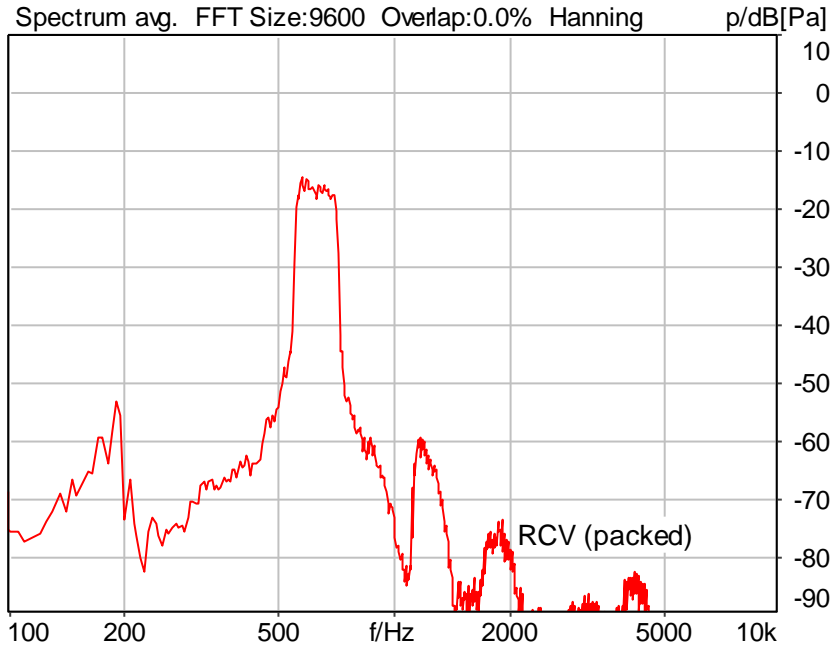
Limits

	lower
Run 1	20.00 dB



### 5.2 RCV Distortion and Noise - 630 Hz WB

TIA-5050 (2018-01) \ Measurements \ Wideband \ 5.2 Receive Distortion and Noise 2N change frequency range



Distortion (Noise) RCV (packed): 38.19 dB (1.23%) Ok

Ok

10/9/2023 4:32 PM ACQUA 5.1.200

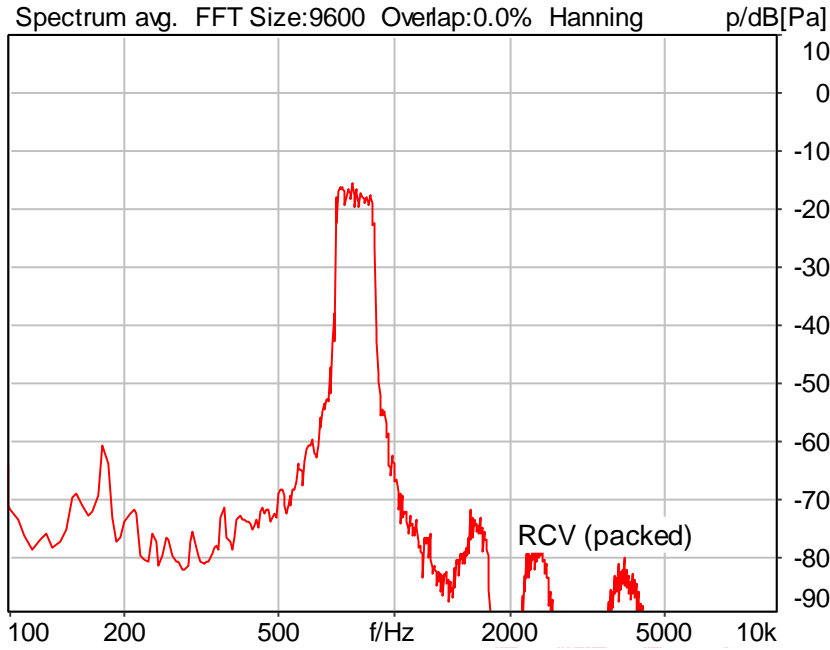
Limits

	lower
Run 1	20.00 dB



### 5.2 RCV Distortion and Noise - 800 Hz WB

TIA-5050 (2018-01) \ Measurements \ Wideband \ 5.2 Receive Distortion and Noise 2N change frequency range



Distortion (Noise) RCV (packed): 41.28 dB (0.86%) Ok

Ok

10/9/2023 4:33 PM ACQUA 5.1.200

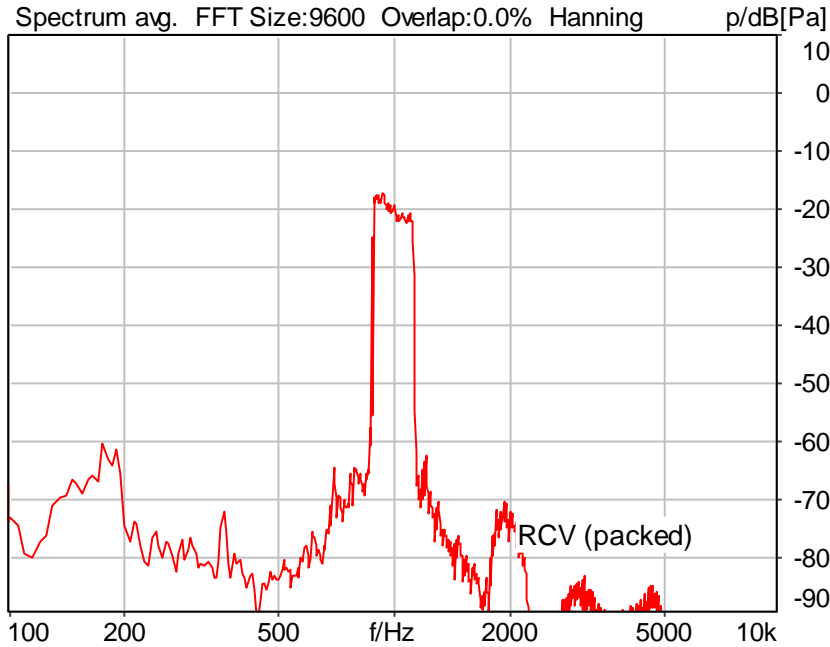
Limits

	lower
Run 1	20.00 dB



### 5.2 RCV Distortion and Noise - 1000 Hz WB

TIA-5050 (2018-01) \ Measurements \ Wideband \ 5.2 Receive Distortion and Noise 2N change frequency range



Distortion (Noise) RCV (packed): 45.18 dB (0.55%) Ok

Ok

10/9/2023 4:33 PM ACQUA 5.1.200

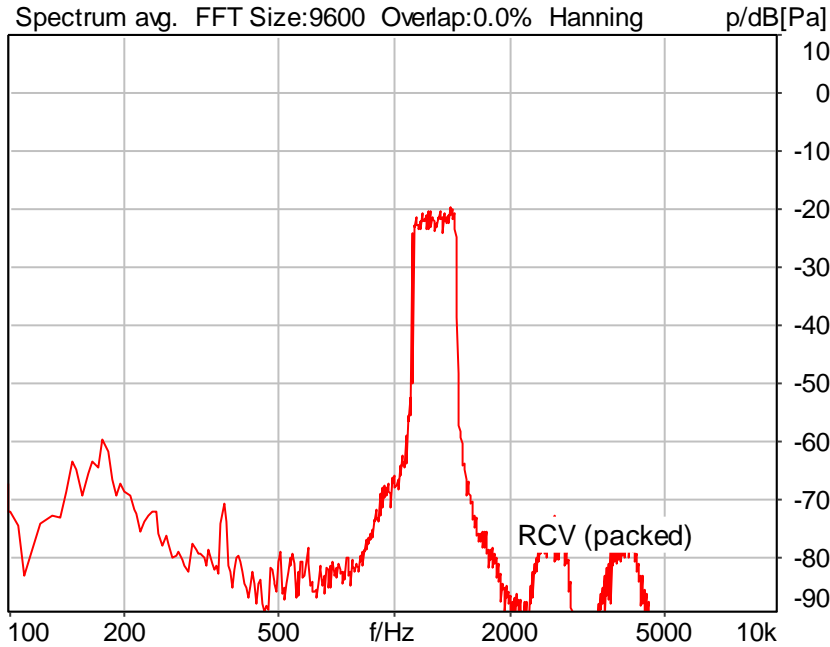
Limits

	lower
Run 1	20.00 dB



### 5.2 RCV Distortion and Noise - 1250 Hz WB

TIA-5050 (2018-01) \ Measurements \ Wideband \ 5.2 Receive Distortion and Noise 2N change frequency range



Distortion (Noise) RCV (packed): 33.00 dB (2.24%) Ok

Ok

10/9/2023 4:33 PM ACQUA 5.1.200

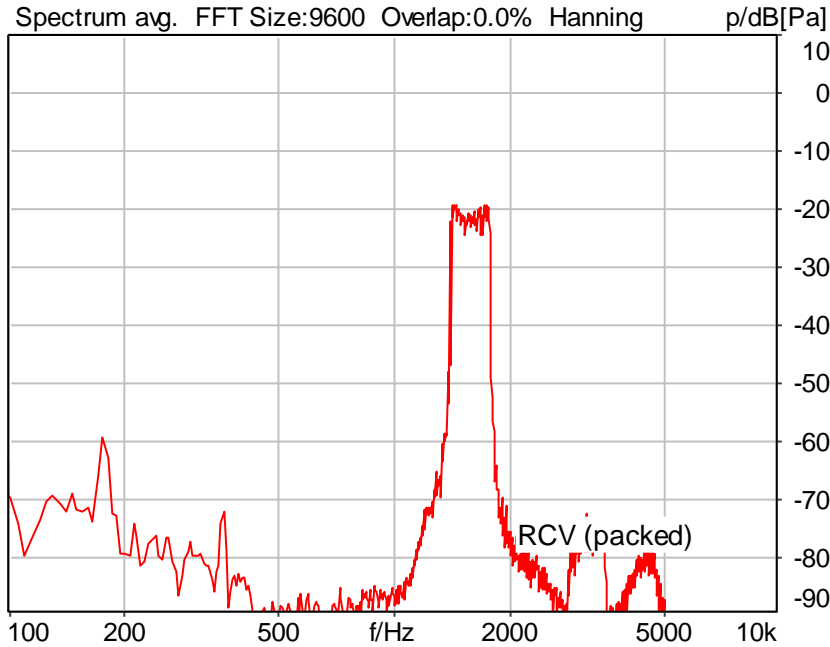
Limits

	lower
Run 1	20.00 dB



### 5.2 RCV Distortion and Noise - 1600 Hz WB

TIA-5050 (2018-01) \ Measurements \ Wideband \ 5.2 Receive Distortion and Noise 2N change frequency range



Distortion (Noise) RCV (packed): 43.70 dB (0.65%) Ok

Ok

10/9/2023 4:34 PM ACQUA 5.1.200

Limits

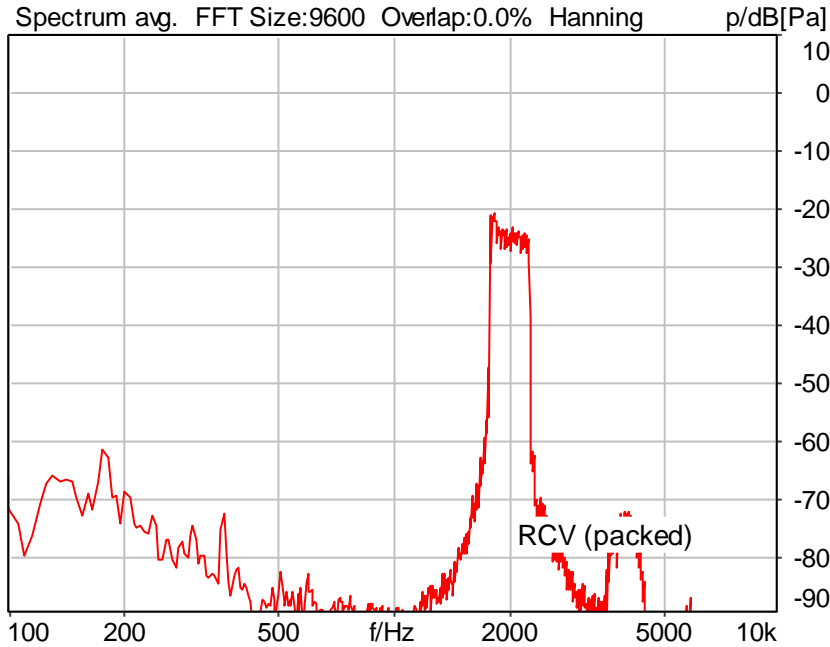
	lower
Run 1	20.00 dB





### 5.2 RCV Distortion and Noise - 2000 Hz WB

TIA-5050 (2018-01) \ Measurements \ Wideband \ 5.2 Receive Distortion and Noise 2N change frequency range



Distortion (Noise) RCV (packed): 40.78 dB (0.91%) Ok

Ok

10/9/2023 4:34 PM ACQUA 5.1.200

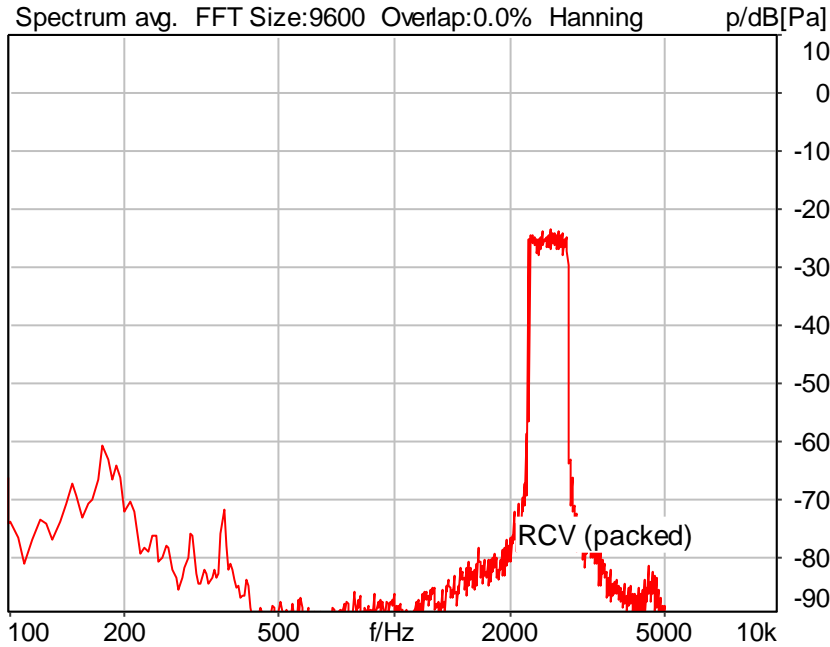
Limits

	lower
Run 1	20.00 dB



### 5.2 RCV Distortion and Noise - 2500 Hz WB

TIA-5050 (2018-01) \ Measurements \ Wideband \ 5.2 Receive Distortion and Noise 2N change frequency range



Distortion (Noise) RCV (packed): 44.95 dB (0.57%) Ok

Ok

10/9/2023 4:35 PM ACQUA 5.1.200

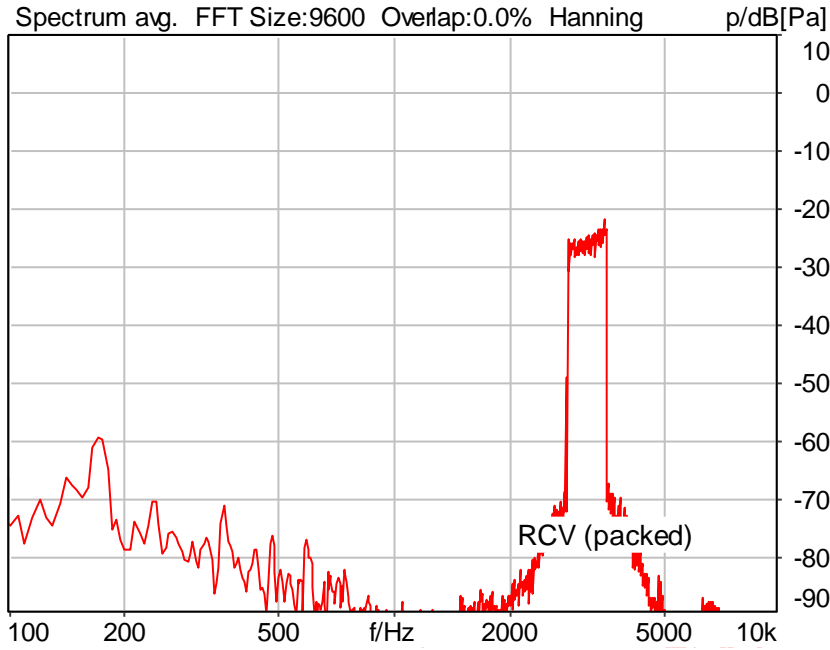
Limits

	lower
Run 1	20.00 dB



### 5.2 RCV Distortion and Noise - 3150 Hz WB

TIA-5050 (2018-01) \ Measurements \ Wideband \ 5.2 Receive Distortion and Noise 2N change frequency range



Distortion (Noise) RCV (packed): 44.67 dB (0.58%) Ok

Ok

10/9/2023 4:35 PM ACQUA 5.1.200

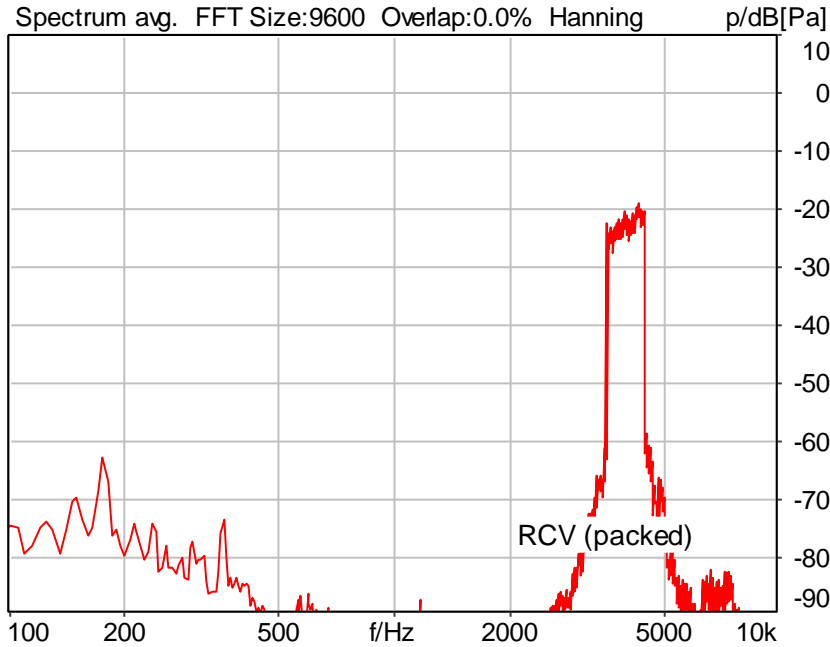
Limits

	lower
Run 1	20.00 dB



### 5.2 RCV Distortion and Noise - 4000 Hz WB

TIA-5050 (2018-01) \ Measurements \ Wideband \ 5.2 Receive Distortion and Noise 2N change frequency range



Distortion (Noise) RCV (packed): 44.04 dB (0.63%) Ok

Ok

10/9/2023 4:36 PM ACQUA 5.1.200

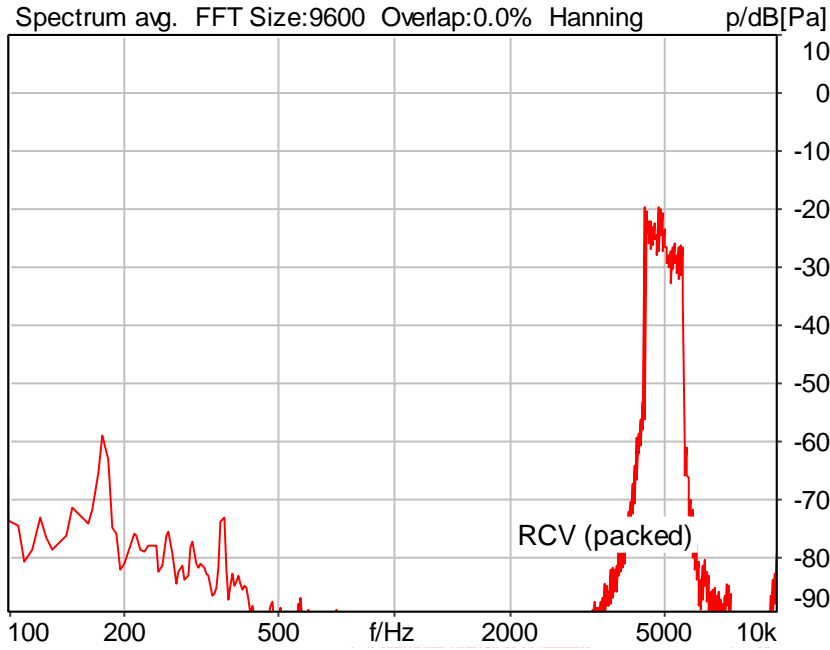
Limits

	lower
Run 1	20.00 dB



### 5.2 RCV Distortion and Noise - 5000 Hz WB

TIA-5050 (2018-01) \ Measurements \ Wideband \ 5.2 Receive Distortion and Noise 2N change frequency range



Distortion (Noise) RCV (packed): 39.11 dB (1.11%) Ok

Ok

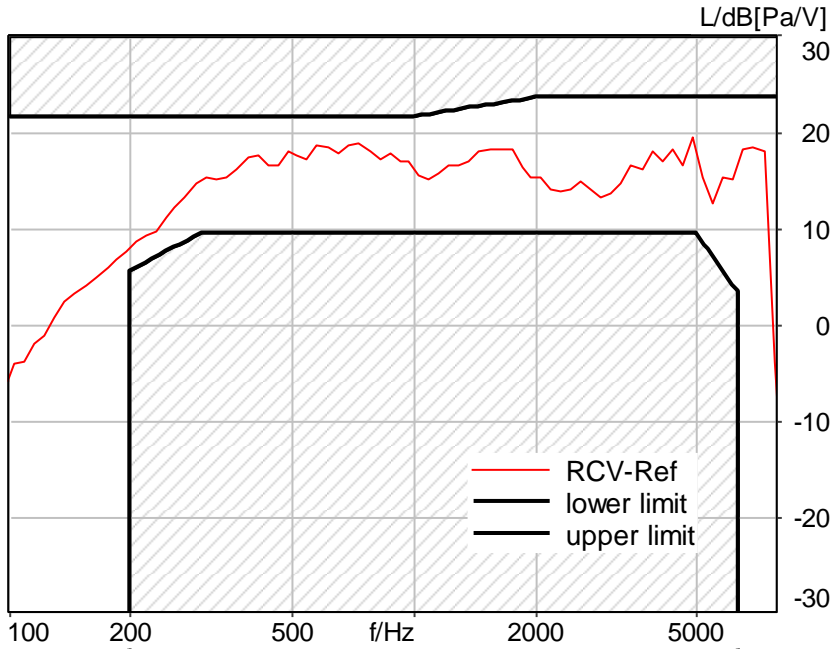
10/9/2023 4:36 PM ACQUA 5.1.200

Limits

	lower
Run 1	20.00 dB

### 5.3 Frequency Response 8N FF

TIA-5050 (2018-01) \ Measurements \ Wideband



Absolute minimal distance  
2.77 dB at 731.5 Hz Ok

**Ok**

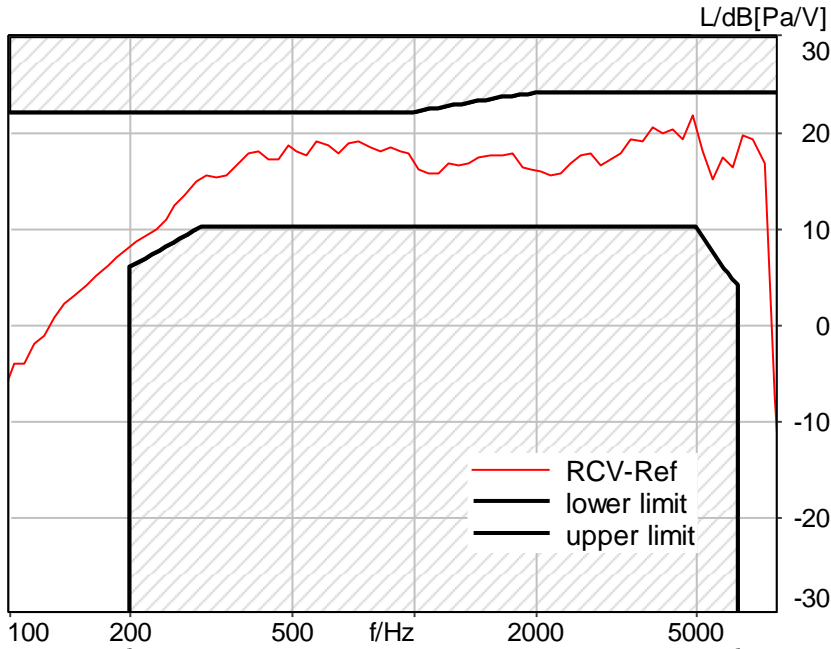
10/9/2023 4:37 PM ACQUA 5.1.200  
Unmodified HEAD acoustics Measurement Descriptor

**Limits**

	<b>lower</b>
Run 1	Fit into tolerance

### 5.3 Frequency Response 8N DF

TIA-5050 (2018-01) \ Measurements \ Wideband



Absolute minimal distance  
2.36 dB at 4870.0 Hz Ok

**Ok**

10/9/2023 4:37 PM ACQUA 5.1.200  
Unmodified HEAD acoustics Measurement Descriptor

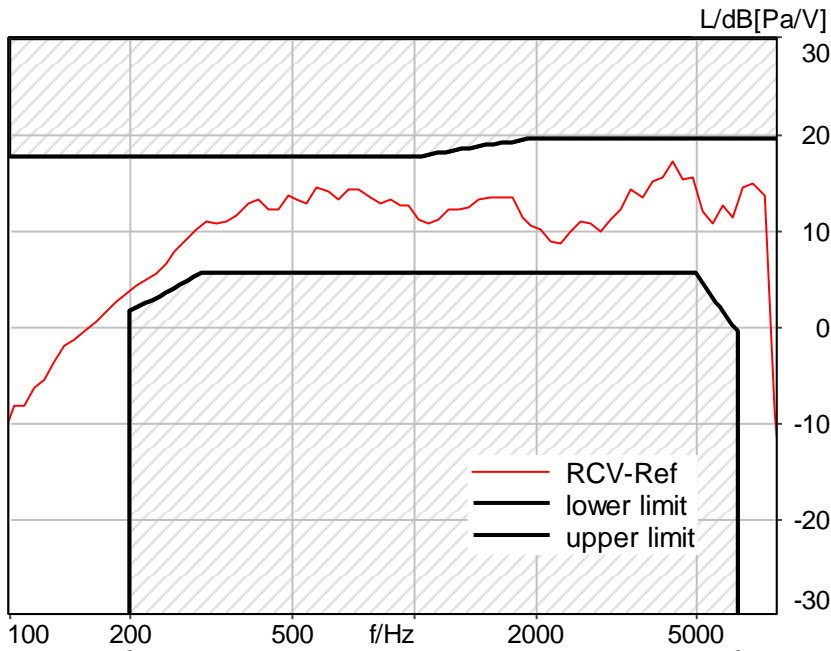
**Limits**

	<b>lower</b>
Run 1	Fit into tolerance



### 5.3 Frequency Response 2N FF

TIA-5050 (2018-01) \ Measurements \ Wideband



Absolute minimal distance  
2.45 dB at 4369.4 Hz Ok

Ok

10/9/2023 4:38 PM ACQUA 5.1.200

**Limits**

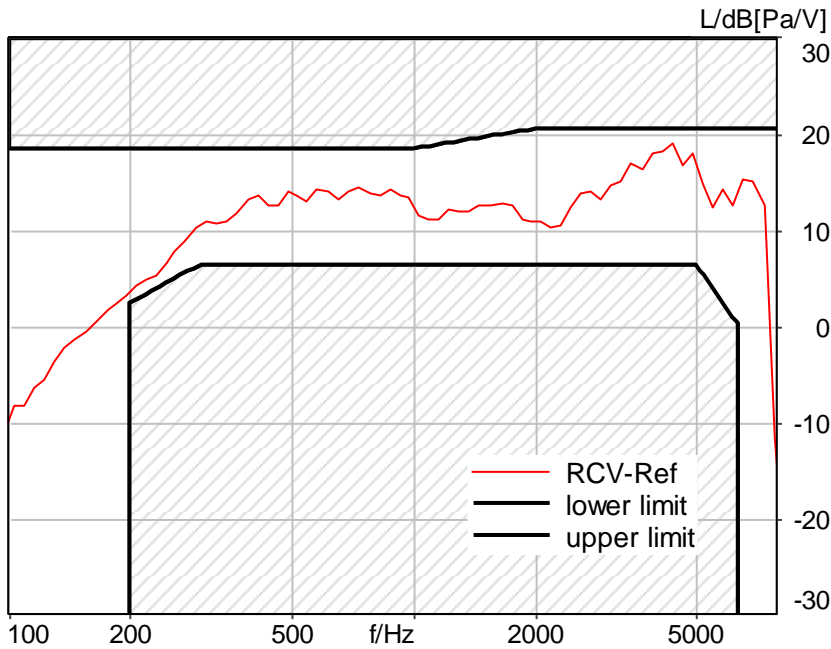
	<b>lower</b>
Run 1	Fit into tolerance





### 5.3 Frequency Response 2N DF

TIA-5050 (2018-01) \ Measurements \ Wideband



Absolute minimal distance  
1.49 dB at 4369.4 Hz Ok

**Ok**

10/9/2023 4:38 PM ACQUA 5.1.200  
Unmodified HEAD acoustics Measurement Descriptor

**Limits**

	<b>lower</b>
Run 1	Fit into tolerance



### #3 LTE B13 EVS WB 24.4Kbps

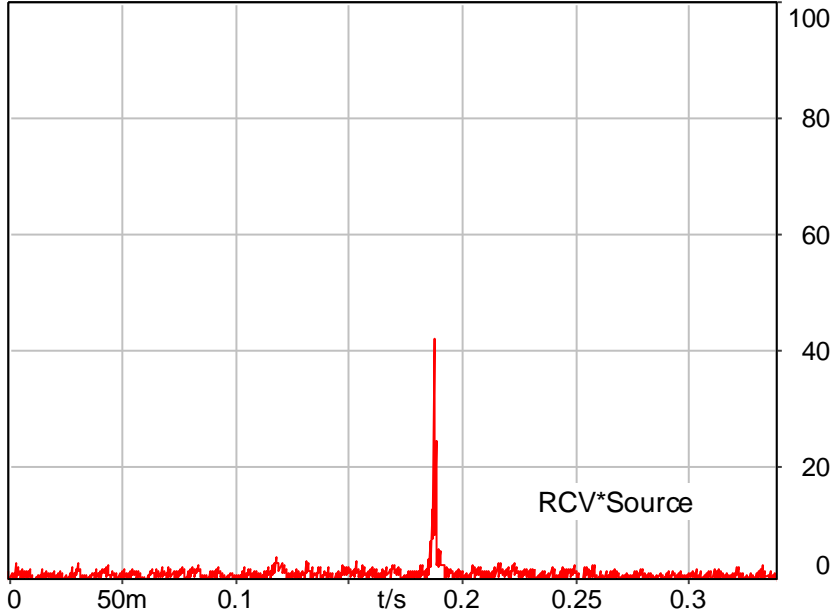
SMD	Status	Single Value Description	Single Value
Overall Receive Delay WB	Done	Delay (Cross) [ms]	188.4
5.1a Receive Volume Control Performance 8N WB	Ok	Speech Level [dB[SPL]]	91.24
5.1b Receive Volume Control Performance 2N WB	Ok	Speech Level [dB[SPL]]	90.38
5.2 RCV Distortion and Noise - 250 Hz WB	Ok	Distortion (Noise) [dB], 0.0 dB	25.46
5.2 RCV Distortion and Noise - 315 Hz WB	Ok	Distortion (Noise) [dB], 0.0 dB	23.73
5.2 RCV Distortion and Noise - 400 Hz WB	Ok	Distortion (Noise) [dB], 0.0 dB	22.90
5.2 RCV Distortion and Noise - 500 Hz WB	Ok	Distortion (Noise) [dB], 0.0 dB	31.00
5.2 RCV Distortion and Noise - 630 Hz WB	Ok	Distortion (Noise) [dB], 0.0 dB	38.11
5.2 RCV Distortion and Noise - 800 Hz WB	Ok	Distortion (Noise) [dB], 0.0 dB	40.88
5.2 RCV Distortion and Noise - 1000 Hz WB	Ok	Distortion (Noise) [dB], 0.0 dB	45.39
5.2 RCV Distortion and Noise - 1250 Hz WB	Ok	Distortion (Noise) [dB], 0.0 dB	33.63
5.2 RCV Distortion and Noise - 1600 Hz WB	Ok	Distortion (Noise) [dB], 0.0 dB	44.50
5.2 RCV Distortion and Noise - 2000 Hz WB	Ok	Distortion (Noise) [dB], 0.0 dB	41.53
5.2 RCV Distortion and Noise - 2500 Hz WB	Ok	Distortion (Noise) [dB], 0.0 dB	45.12
5.2 RCV Distortion and Noise - 3150 Hz WB	Ok	Distortion (Noise) [dB], 0.0 dB	44.23
5.2 RCV Distortion and Noise - 4000 Hz WB	Ok	Distortion (Noise) [dB], 0.0 dB	43.30
5.2 RCV Distortion and Noise - 5000 Hz WB	Ok	Distortion (Noise) [dB], 0.0 dB	40.06
5.2 RCV Distortion and Noise - 250 Hz WB	Ok	Distortion (Noise) [dB], 0.0 dB	25.46
5.2 RCV Distortion and Noise - 315 Hz WB	Ok	Distortion (Noise) [dB], 0.0 dB	23.88
5.2 RCV Distortion and Noise - 400 Hz WB	Ok	Distortion (Noise) [dB], 0.0 dB	23.14
5.2 RCV Distortion and Noise - 500 Hz WB	Ok	Distortion (Noise) [dB], 0.0 dB	31.14
5.2 RCV Distortion and Noise - 630 Hz WB	Ok	Distortion (Noise) [dB], 0.0 dB	38.22
5.2 RCV Distortion and Noise - 800 Hz WB	Ok	Distortion (Noise) [dB], 0.0 dB	41.35
5.2 RCV Distortion and Noise - 1000 Hz WB	Ok	Distortion (Noise) [dB], 0.0 dB	45.34
5.2 RCV Distortion and Noise - 1250 Hz WB	Ok	Distortion (Noise) [dB], 0.0 dB	33.04
5.2 RCV Distortion and Noise - 1600 Hz WB	Ok	Distortion (Noise) [dB], 0.0 dB	43.74
5.2 RCV Distortion and Noise - 2000 Hz WB	Ok	Distortion (Noise) [dB], 0.0 dB	40.75
5.2 RCV Distortion and Noise - 2500 Hz WB	Ok	Distortion (Noise) [dB], 0.0 dB	44.88
5.2 RCV Distortion and Noise - 3150 Hz WB	Ok	Distortion (Noise) [dB], 0.0 dB	44.70
5.2 RCV Distortion and Noise - 4000 Hz WB	Ok	Distortion (Noise) [dB], 0.0 dB	44.02
5.2 RCV Distortion and Noise - 5000 Hz WB	Ok	Distortion (Noise) [dB], 0.0 dB	38.84
5.3 Frequency Response 8N FF	Ok	Min. dist. to tolerance scheme [dB], 576.7 Hz	2.81
5.3 Frequency Response 8N DF	Ok	Min. dist. to tolerance scheme [dB], 576.7 Hz	2.80
5.3 Frequency Response 2N FF	Ok	Min. dist. to tolerance scheme [dB], 4369.4 Hz	2.51
5.3 Frequency Response 2N DF	Ok	Min. dist. to tolerance scheme [dB], 4369.4 Hz	1.27



### Overall Receive Delay WB

TIA-5050 (2018-01) \ Measurements \ Wideband \ Preparation - Delay measurement

Cross correlation avg. FFT Size:131072 Overlap:0.0% Envelope %



Delay (Cross): 188.4 ms

10/9/2023 6:01 PM ACQUA 5.1.200

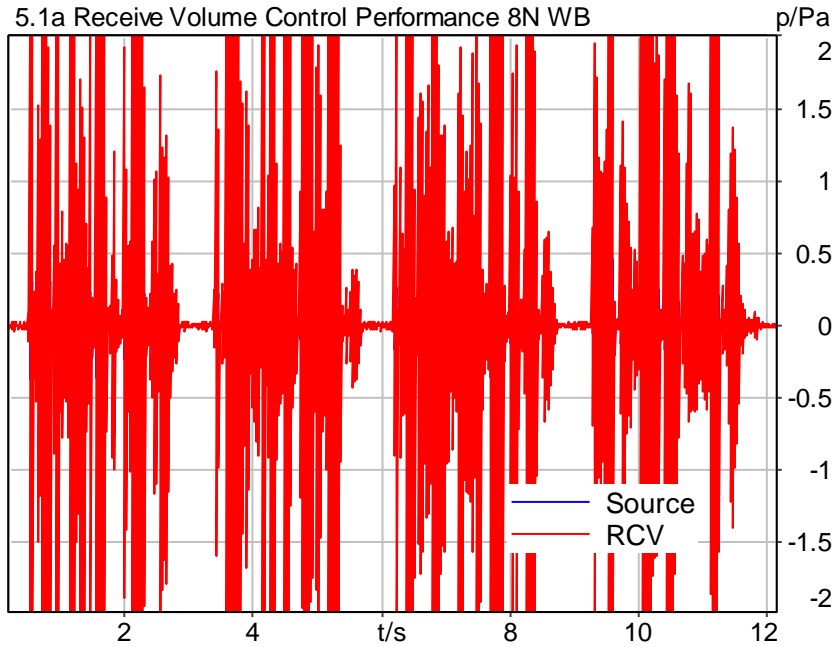
Unmodified HEAD acoustics Measurement Descriptor



### 5.1a Receive Volume Control Performance 8N WB

TIA-5050 (2018-01) \ Measurements \ Wideband

5.1a Receive Volume Control Performance 8N WB



Speech Level RCV: 91.24 dB[SPL], Act.: 61.29% Ok

**Ok**

10/9/2023 6:31 PM ACQUA 5.1.200

Unmodified HEAD acoustics Measurement Descriptor

**Limits**

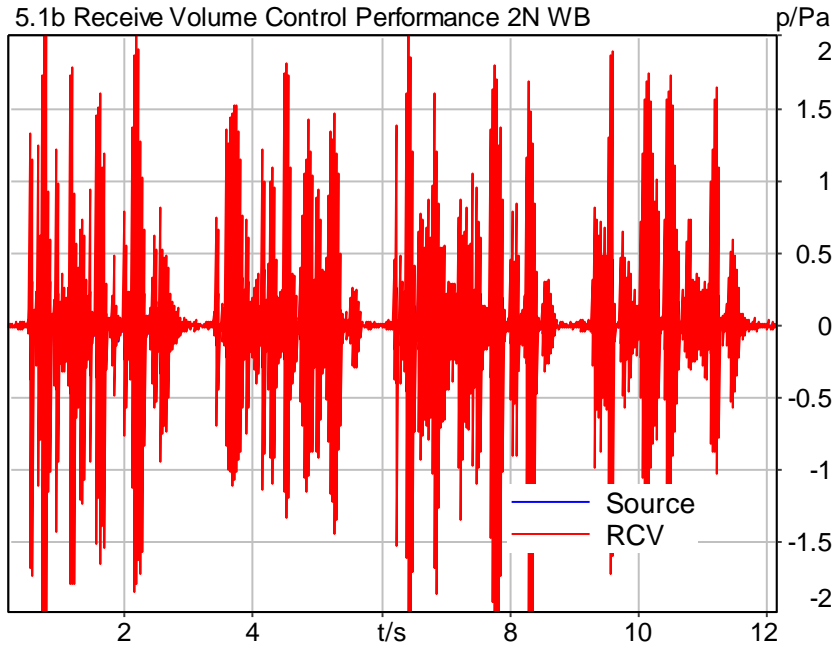
	<b>lower</b>
Run 1	88.00 dB20uPa



### 5.1b Receive Volume Control Performance 2N WB

TIA-5050 (2018-01) \ Measurements \ Wideband

5.1b Receive Volume Control Performance 2N WB



Speech Level RCV: 90.38 dB[SPL], Act.: 14.08% Ok

**Ok**

10/9/2023 6:24 PM ACQUA 5.1.200

Unmodified HEAD acoustics Measurement Descriptor

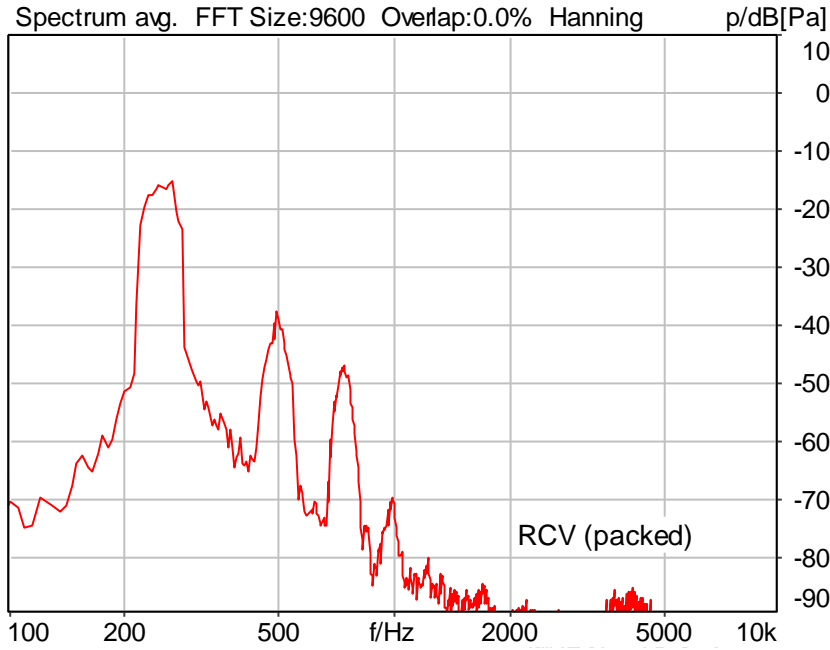
**Limits**

	<b>lower</b>
Run 1	76.00 dB20uPa



### 5.2 RCV Distortion and Noise - 250 Hz WB

TIA-5050 (2018-01) \ Measurements \ Wideband \ 5.2 Receive Distortion and Noise 8N change frequency range



Distortion (Noise) RCV (packed): 25.46 dB (5.33%) Ok

Ok

10/9/2023 6:03 PM ACQUA 5.1.200

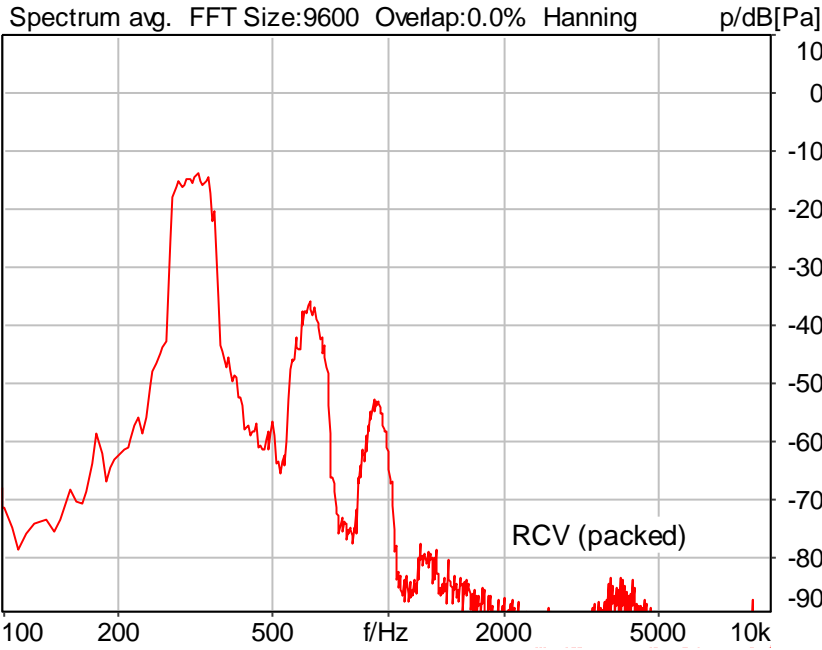
Limits

	lower
Run 1	20.00 dB



### 5.2 RCV Distortion and Noise - 315 Hz WB

TIA-5050 (2018-01) \ Measurements \ Wideband \ 5.2 Receive Distortion and Noise 8N change frequency range



Distortion (Noise) RCV (packed): 23.73 dB (6.51%) Ok

Ok

10/9/2023 6:04 PM ACQUA 5.1.200

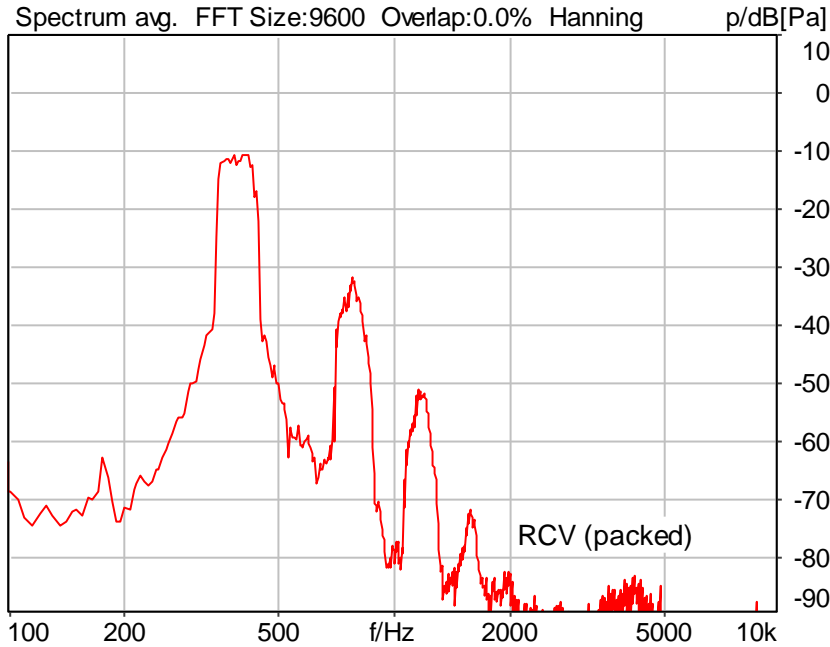
Limits

	lower
Run 1	20.00 dB



### 5.2 RCV Distortion and Noise - 400 Hz WB

TIA-5050 (2018-01) \ Measurements \ Wideband \ 5.2 Receive Distortion and Noise 8N change frequency range



Distortion (Noise) RCV (packed): 22.90 dB (7.16%) Ok

Ok

10/9/2023 6:04 PM ACQUA 5.1.200

Limits

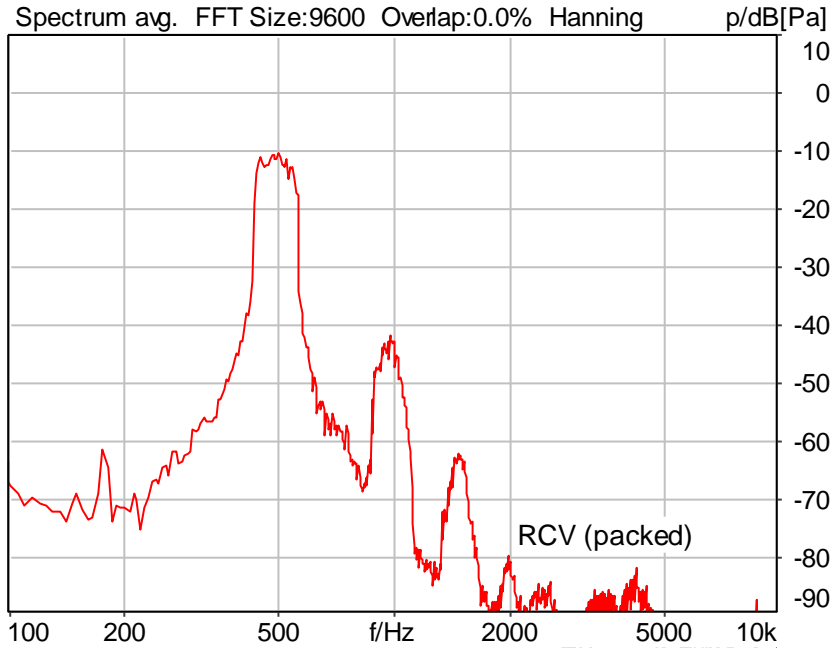
	lower
Run 1	20.00 dB





### 5.2 RCV Distortion and Noise - 500 Hz WB

TIA-5050 (2018-01) \ Measurements \ Wideband \ 5.2 Receive Distortion and Noise 8N change frequency range



Distortion (Noise) RCV (packed): 31.00 dB (2.82%) Ok

Ok

10/9/2023 6:05 PM ACQUA 5.1.200

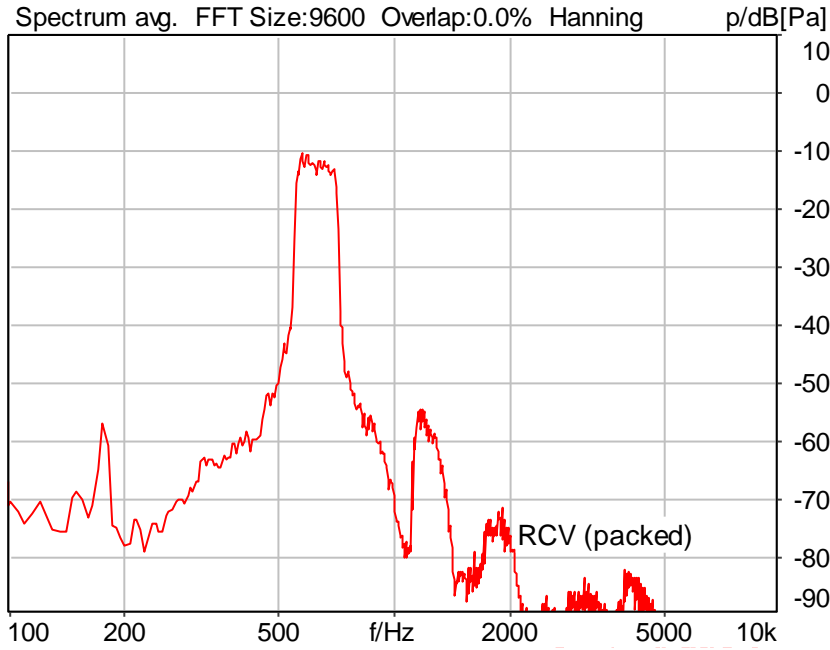
Limits

	lower
Run 1	20.00 dB



### 5.2 RCV Distortion and Noise - 630 Hz WB

TIA-5050 (2018-01) \ Measurements \ Wideband \ 5.2 Receive Distortion and Noise 8N change frequency range



Distortion (Noise) RCV (packed): 38.11 dB (1.24%) Ok

Ok

10/9/2023 6:05 PM ACQUA 5.1.200

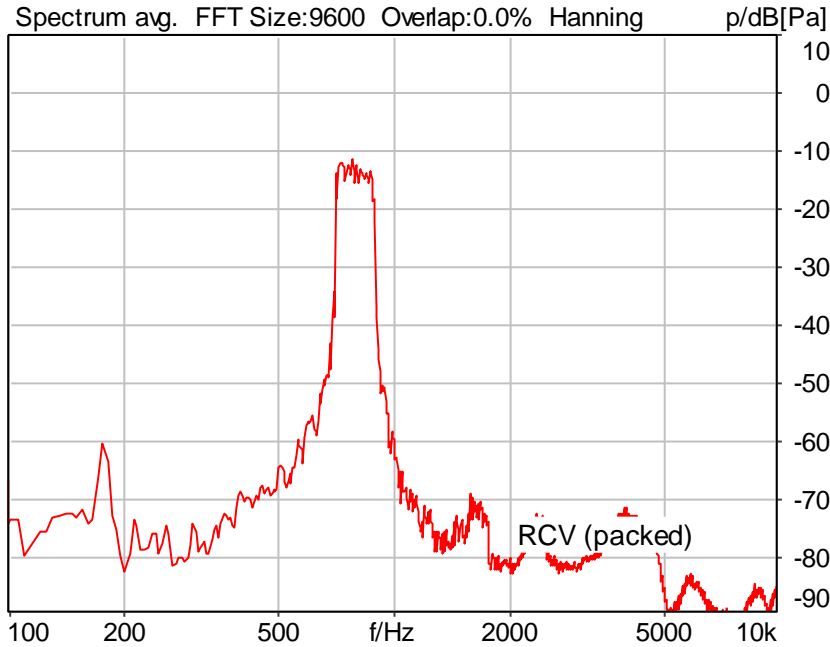
Limits

	lower
Run 1	20.00 dB



### 5.2 RCV Distortion and Noise - 800 Hz WB

TIA-5050 (2018-01) \ Measurements \ Wideband \ 5.2 Receive Distortion and Noise 8N change frequency range



Distortion (Noise) RCV (packed): 40.88 dB (0.90%) Ok

Ok

10/9/2023 6:05 PM ACQUA 5.1.200

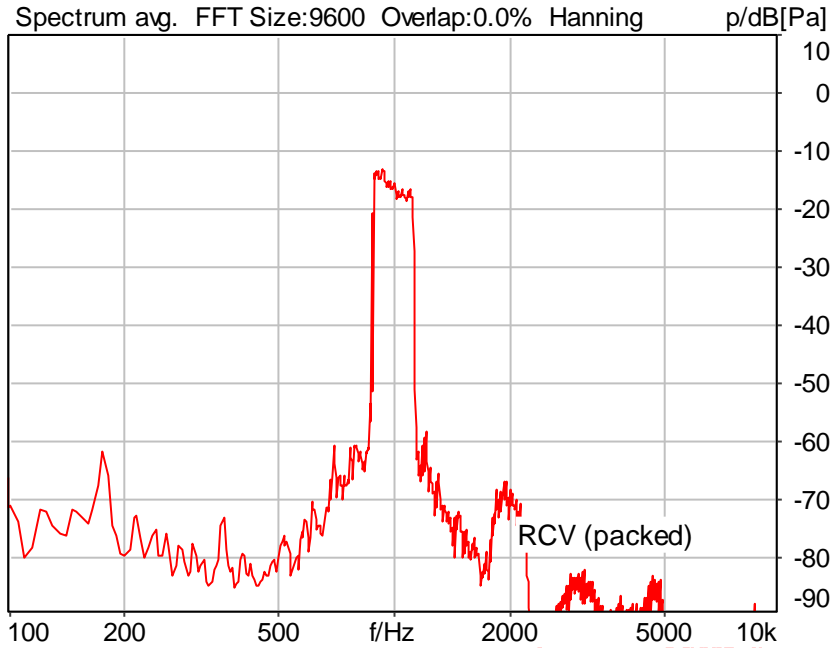
Limits

	lower
Run 1	20.00 dB



### 5.2 RCV Distortion and Noise - 1000 Hz WB

TIA-5050 (2018-01) \ Measurements \ Wideband \ 5.2 Receive Distortion and Noise 8N change frequency range



Distortion (Noise) RCV (packed): 45.39 dB (0.54%) Ok

Ok

10/9/2023 6:06 PM ACQUA 5.1.200

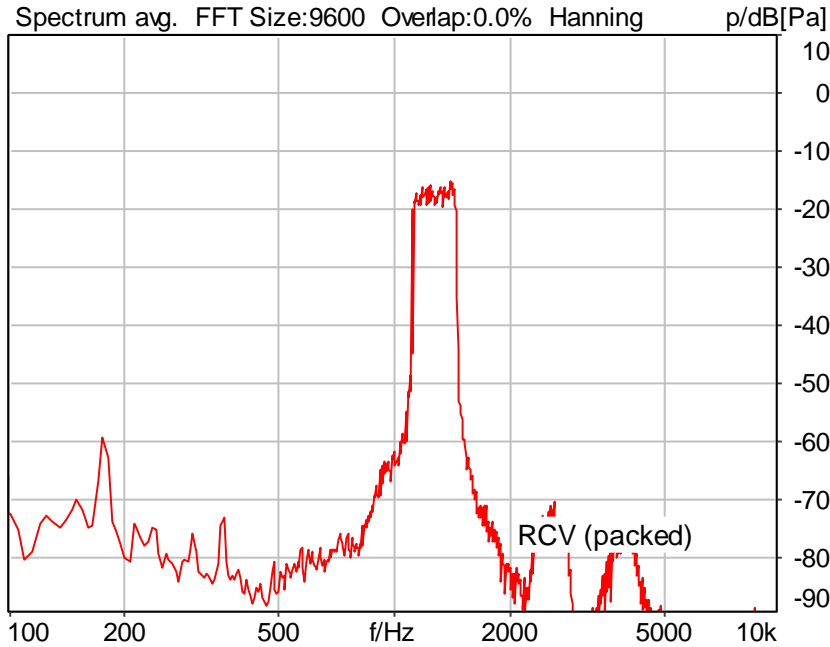
Limits

	lower
Run 1	20.00 dB



### 5.2 RCV Distortion and Noise - 1250 Hz WB

TIA-5050 (2018-01) \ Measurements \ Wideband \ 5.2 Receive Distortion and Noise 8N change frequency range



Distortion (Noise) RCV (packed): 33.63 dB (2.08%) Ok

Ok

10/9/2023 6:06 PM ACQUA 5.1.200

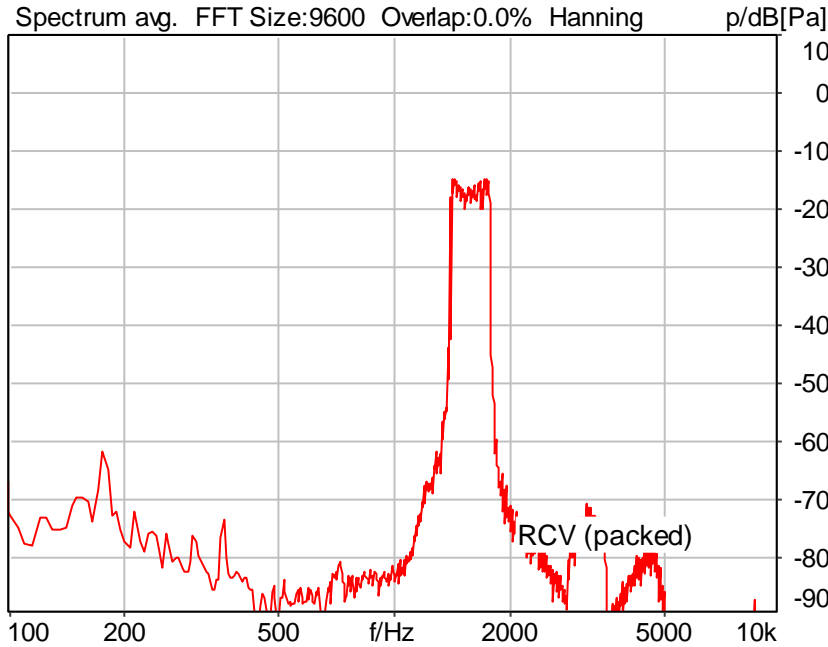
Limits

	lower
Run 1	20.00 dB



### 5.2 RCV Distortion and Noise - 1600 Hz WB

TIA-5050 (2018-01) \ Measurements \ Wideband \ 5.2 Receive Distortion and Noise 8N change frequency range



Distortion (Noise) RCV (packed): 44.50 dB (0.60%) Ok

Ok

10/9/2023 6:07 PM ACQUA 5.1.200

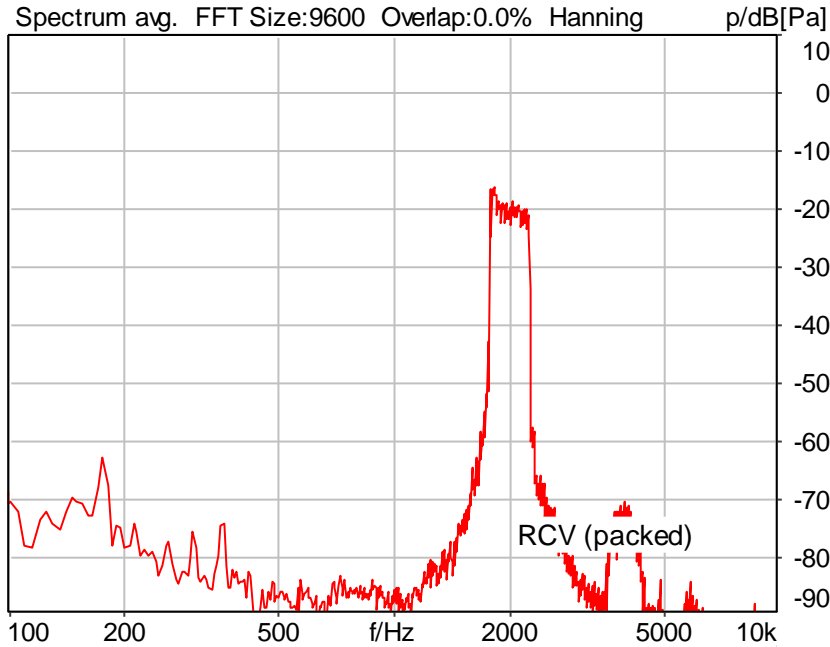
Limits

	lower
Run 1	20.00 dB



### 5.2 RCV Distortion and Noise - 2000 Hz WB

TIA-5050 (2018-01) \ Measurements \ Wideband \ 5.2 Receive Distortion and Noise 8N change frequency range



Distortion (Noise) RCV (packed): 41.53 dB (0.84%) Ok

Ok

10/9/2023 6:07 PM ACQUA 5.1.200

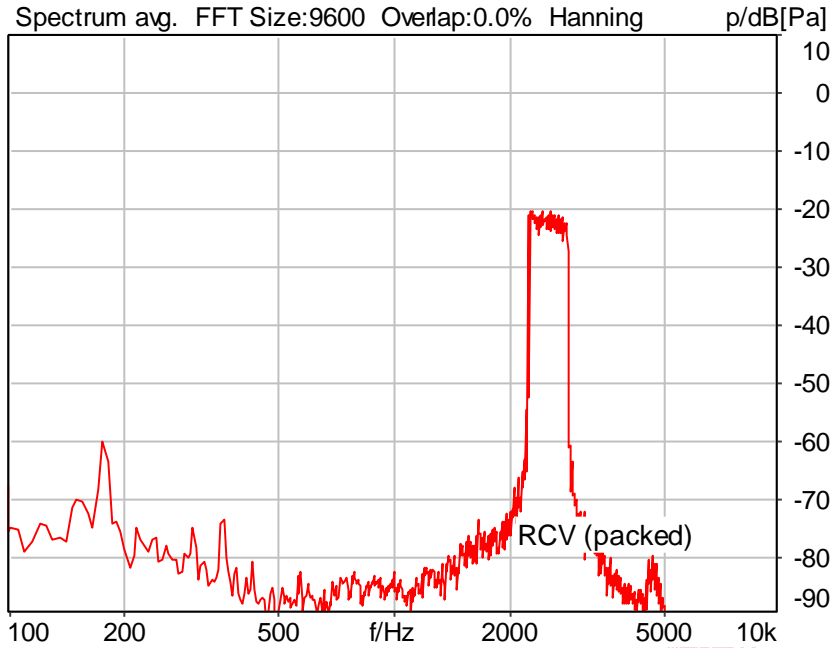
Limits

	lower
Run 1	20.00 dB



### 5.2 RCV Distortion and Noise - 2500 Hz WB

TIA-5050 (2018-01) \ Measurements \ Wideband \ 5.2 Receive Distortion and Noise 8N change frequency range



Distortion (Noise) RCV (packed): 45.12 dB (0.55%) Ok

Ok

10/9/2023 6:08 PM ACQUA 5.1.200

Limits

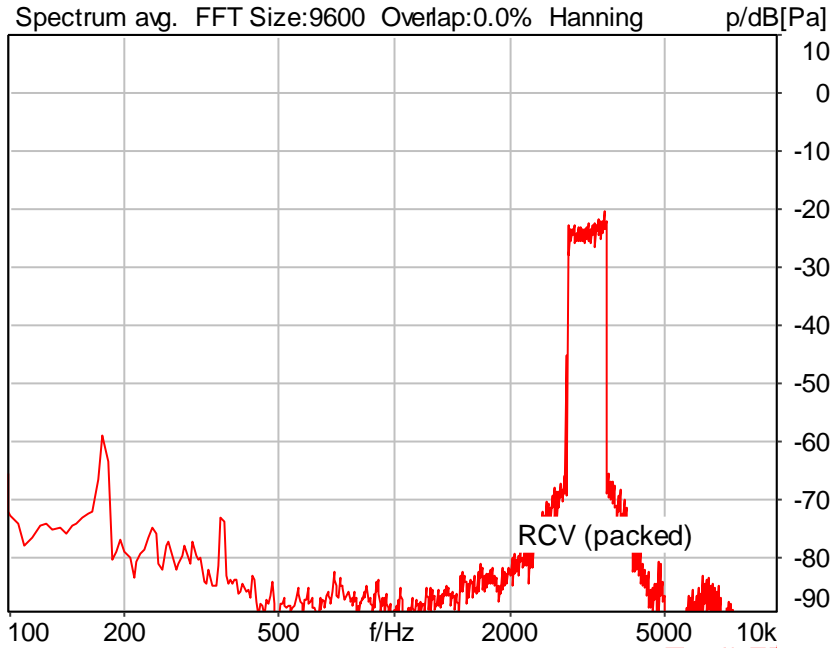
	lower
Run 1	20.00 dB





### 5.2 RCV Distortion and Noise - 3150 Hz WB

TIA-5050 (2018-01) \ Measurements \ Wideband \ 5.2 Receive Distortion and Noise 8N change frequency range



Distortion (Noise) RCV (packed): 44.23 dB (0.61%) Ok

Ok

10/9/2023 6:08 PM ACQUA 5.1.200

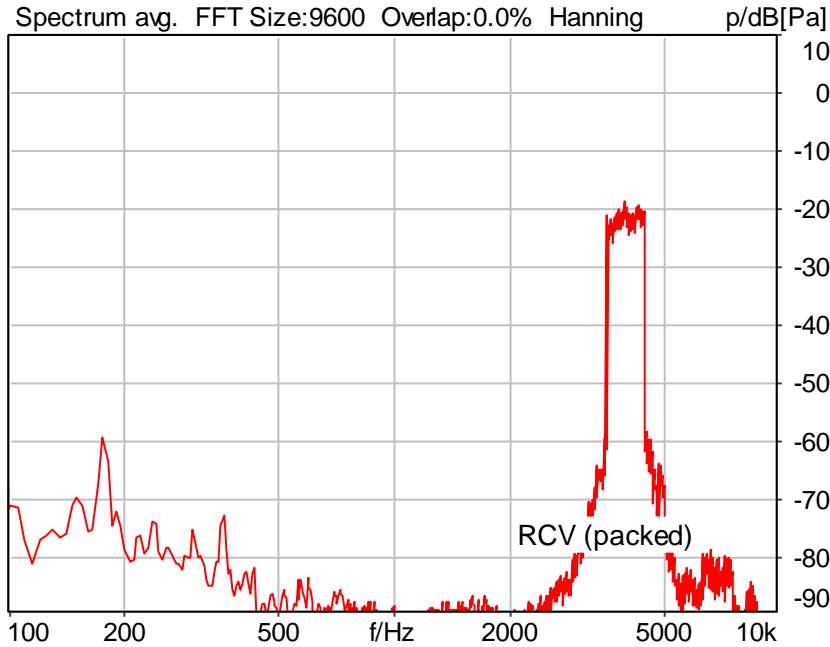
Limits

	lower
Run 1	20.00 dB



### 5.2 RCV Distortion and Noise - 4000 Hz WB

TIA-5050 (2018-01) \ Measurements \ Wideband \ 5.2 Receive Distortion and Noise 8N change frequency range



Distortion (Noise) RCV (packed): 43.30 dB (0.68%) Ok

Ok

10/9/2023 6:08 PM ACQUA 5.1.200

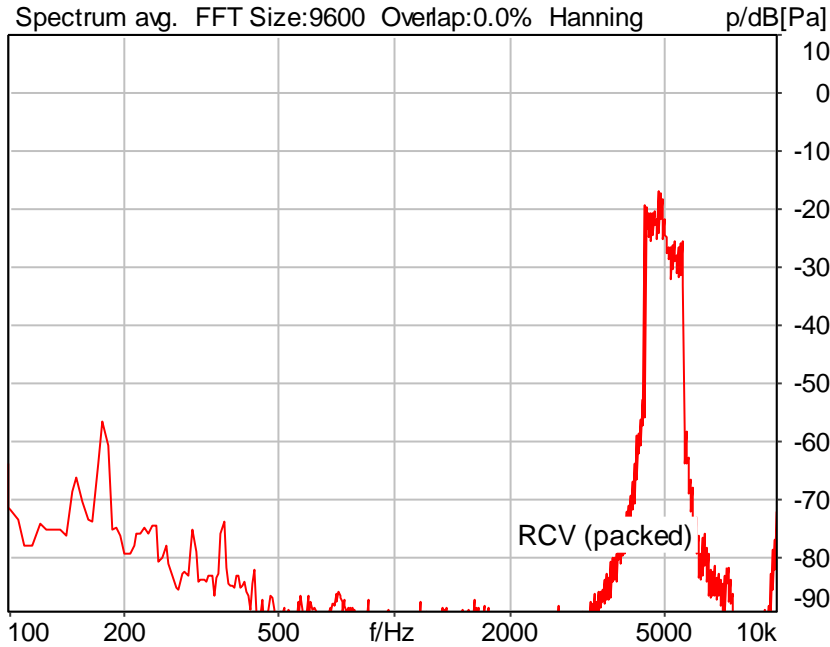
Limits

	lower
Run 1	20.00 dB



### 5.2 RCV Distortion and Noise - 5000 Hz WB

TIA-5050 (2018-01) \ Measurements \ Wideband \ 5.2 Receive Distortion and Noise 8N change frequency range



Distortion (Noise) RCV (packed): 40.06 dB (0.99%) Ok

Ok

10/9/2023 6:09 PM ACQUA 5.1.200

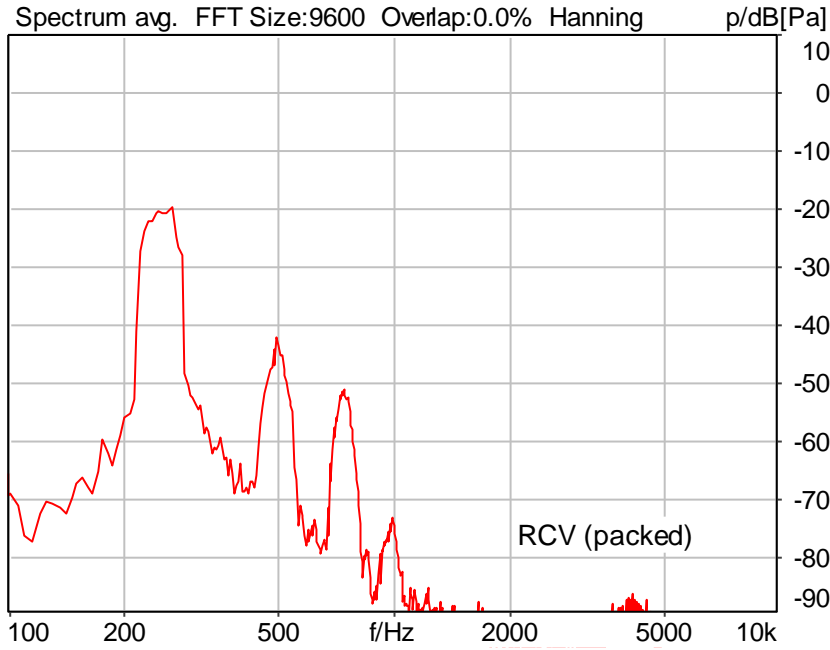
Limits

	lower
Run 1	20.00 dB



### 5.2 RCV Distortion and Noise - 250 Hz WB

TIA-5050 (2018-01) \ Measurements \ Wideband \ 5.2 Receive Distortion and Noise 2N change frequency range



Distortion (Noise) RCV (packed): 25.46 dB (5.33%) Ok

Ok

10/9/2023 6:10 PM ACQUA 5.1.200

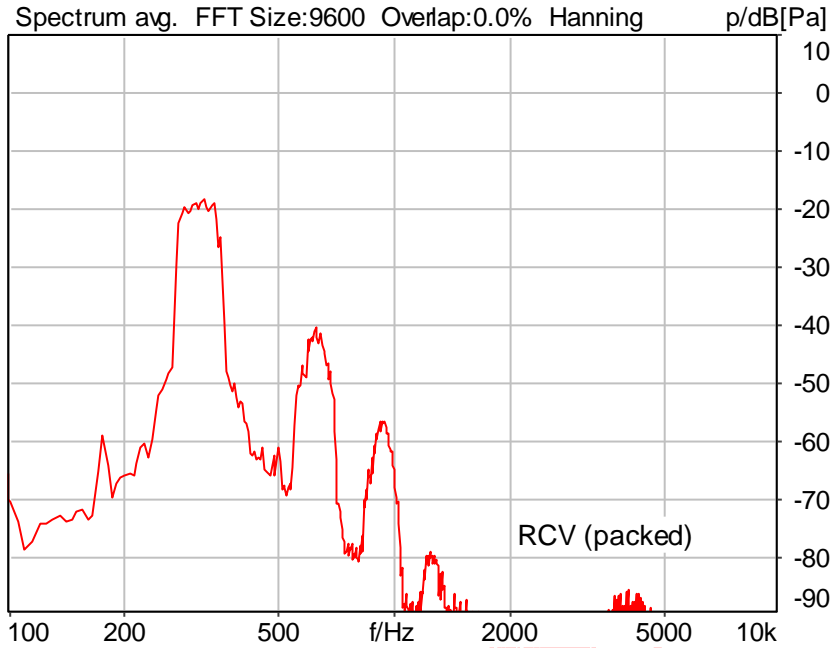
Limits

	lower
Run 1	20.00 dB



### 5.2 RCV Distortion and Noise - 315 Hz WB

TIA-5050 (2018-01) \ Measurements \ Wideband \ 5.2 Receive Distortion and Noise 2N change frequency range



Distortion (Noise) RCV (packed): 23.88 dB (6.39%) Ok

Ok

10/9/2023 6:10 PM ACQUA 5.1.200

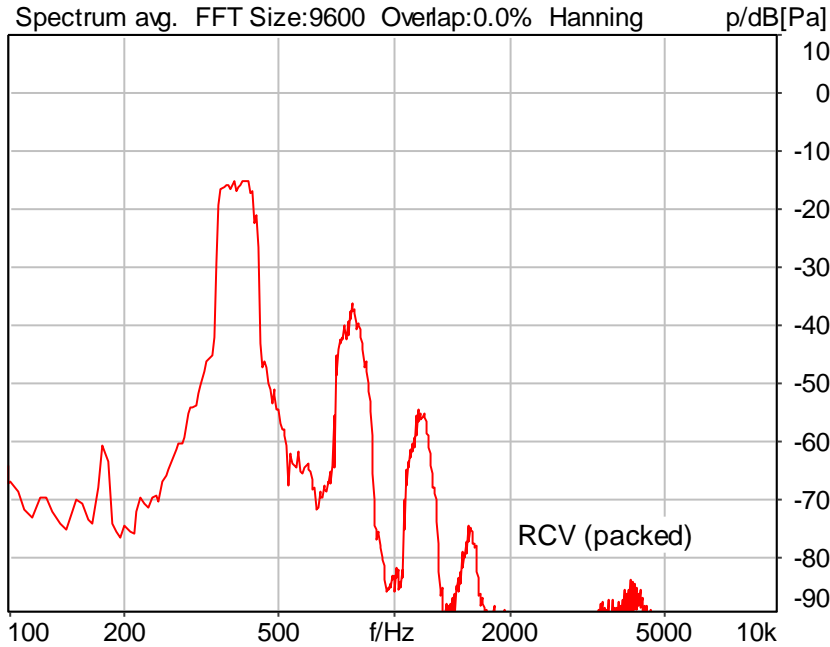
Limits

	lower
Run 1	20.00 dB



### 5.2 RCV Distortion and Noise - 400 Hz WB

TIA-5050 (2018-01) \ Measurements \ Wideband \ 5.2 Receive Distortion and Noise 2N change frequency range



Distortion (Noise) RCV (packed): 23.14 dB (6.97%) Ok

Ok

10/9/2023 6:11 PM ACQUA 5.1.200

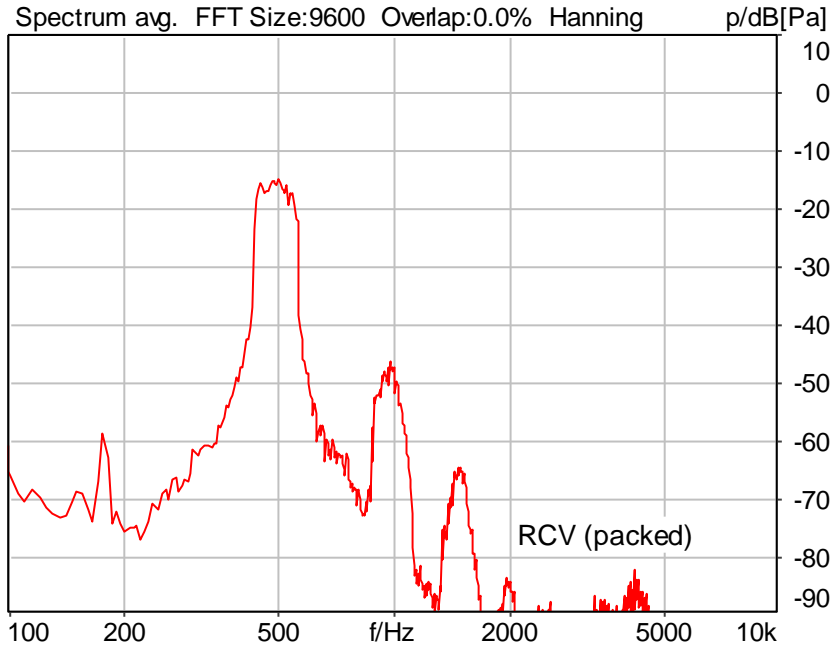
Limits

	lower
Run 1	20.00 dB



### 5.2 RCV Distortion and Noise - 500 Hz WB

TIA-5050 (2018-01) \ Measurements \ Wideband \ 5.2 Receive Distortion and Noise 2N change frequency range



Distortion (Noise) RCV (packed): 31.14 dB (2.77%) Ok

Ok

10/9/2023 6:11 PM ACQUA 5.1.200

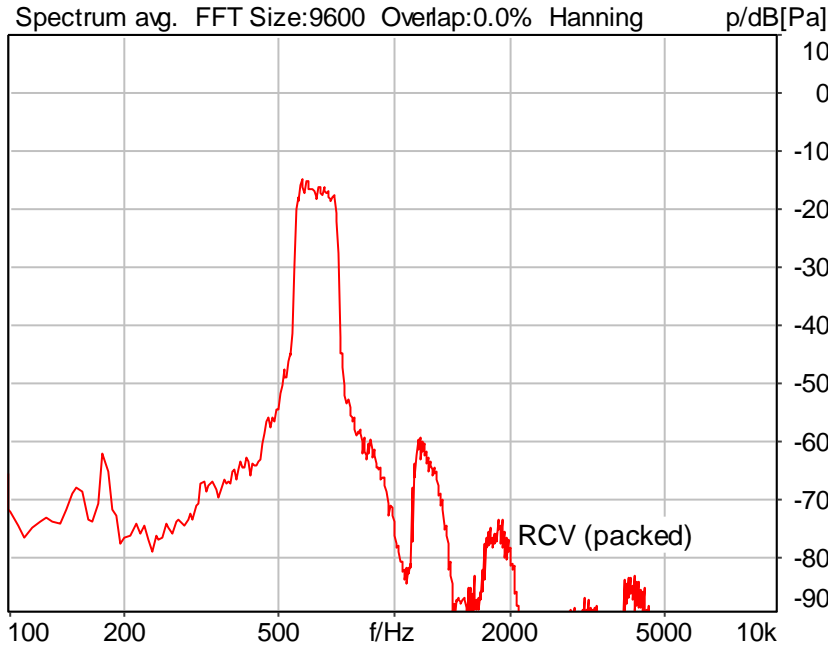
Limits

	lower
Run 1	20.00 dB



### 5.2 RCV Distortion and Noise - 630 Hz WB

TIA-5050 (2018-01) \ Measurements \ Wideband \ 5.2 Receive Distortion and Noise 2N change frequency range



Distortion (Noise) RCV (packed): 38.22 dB (1.23%) Ok

Ok

10/9/2023 6:12 PM ACQUA 5.1.200

Limits

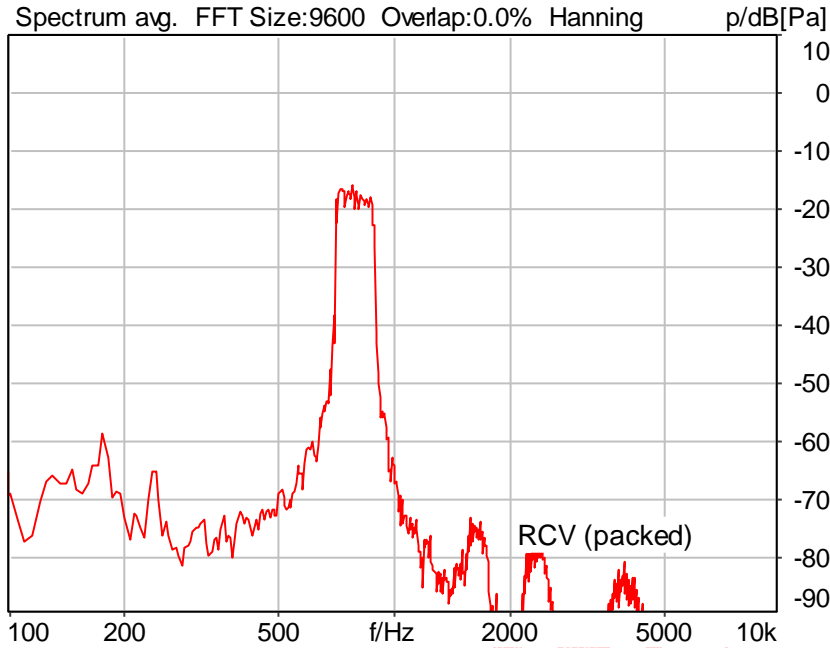
	lower
Run 1	20.00 dB





### 5.2 RCV Distortion and Noise - 800 Hz WB

TIA-5050 (2018-01) \ Measurements \ Wideband \ 5.2 Receive Distortion and Noise 2N change frequency range



Distortion (Noise) RCV (packed): 41.35 dB (0.86%) Ok

Ok

10/9/2023 6:12 PM ACQUA 5.1.200

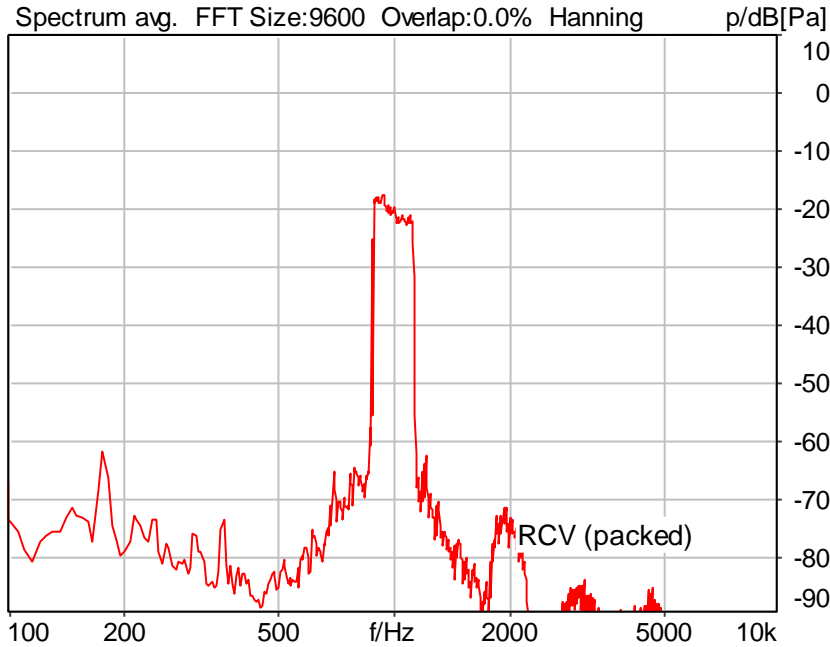
Limits

	lower
Run 1	20.00 dB



### 5.2 RCV Distortion and Noise - 1000 Hz WB

TIA-5050 (2018-01) \ Measurements \ Wideband \ 5.2 Receive Distortion and Noise 2N change frequency range



Distortion (Noise) RCV (packed): 45.34 dB (0.54%) Ok

Ok

10/9/2023 6:12 PM ACQUA 5.1.200

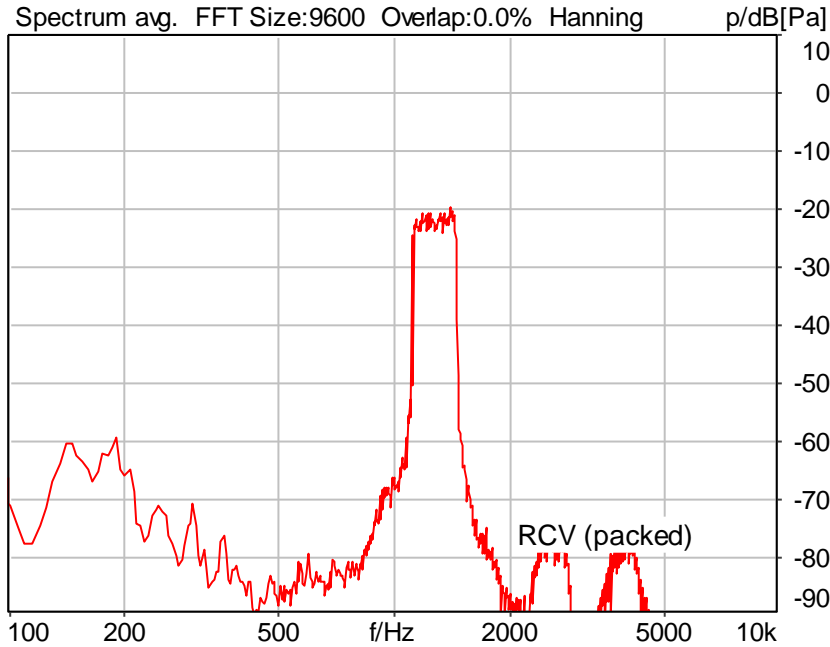
Limits

	lower
Run 1	20.00 dB



### 5.2 RCV Distortion and Noise - 1250 Hz WB

TIA-5050 (2018-01) \ Measurements \ Wideband \ 5.2 Receive Distortion and Noise 2N change frequency range



Distortion (Noise) RCV (packed): 33.04 dB (2.23%) Ok

Ok

10/9/2023 6:13 PM ACQUA 5.1.200

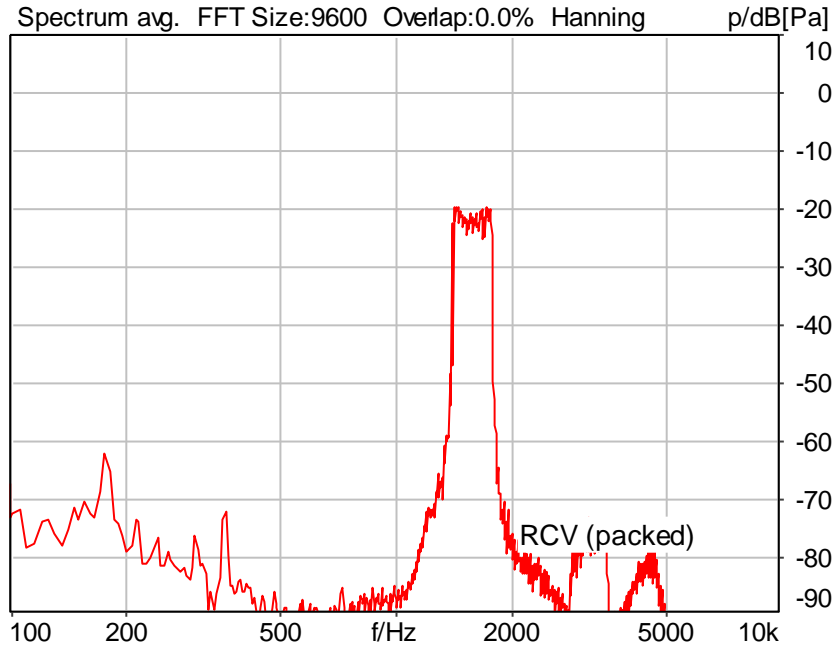
Limits

	lower
Run 1	20.00 dB



### 5.2 RCV Distortion and Noise - 1600 Hz WB

TIA-5050 (2018-01) \ Measurements \ Wideband \ 5.2 Receive Distortion and Noise 2N change frequency range



Distortion (Noise) RCV (packed): 43.74 dB (0.65%) Ok

Ok

10/9/2023 6:13 PM ACQUA 5.1.200

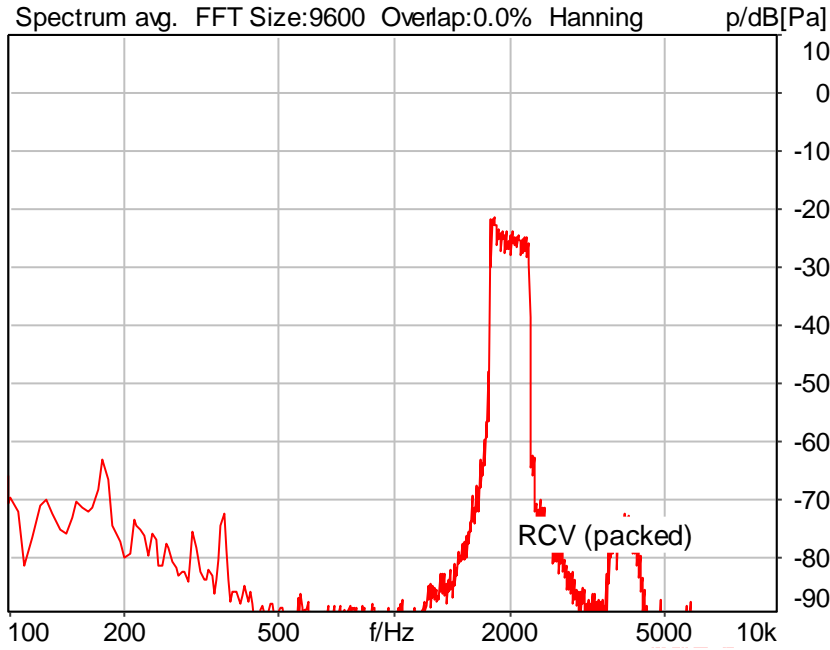
Limits

	lower
Run 1	20.00 dB



### 5.2 RCV Distortion and Noise - 2000 Hz WB

TIA-5050 (2018-01) \ Measurements \ Wideband \ 5.2 Receive Distortion and Noise 2N change frequency range



Distortion (Noise) RCV (packed): 40.75 dB (0.92%) Ok

Ok

10/9/2023 6:14 PM ACQUA 5.1.200

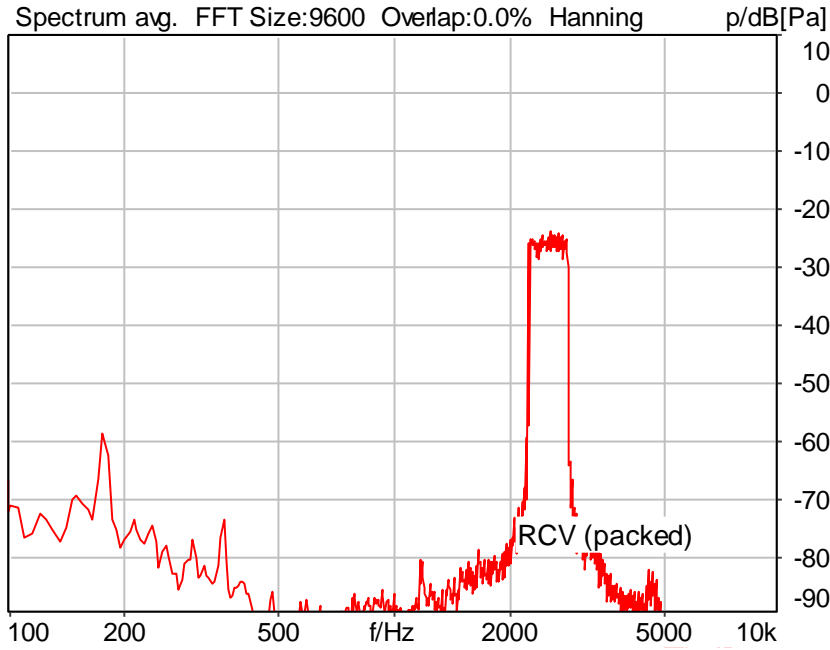
Limits

	lower
Run 1	20.00 dB



### 5.2 RCV Distortion and Noise - 2500 Hz WB

TIA-5050 (2018-01) \ Measurements \ Wideband \ 5.2 Receive Distortion and Noise 2N change frequency range



Distortion (Noise) RCV (packed): 44.88 dB (0.57%) Ok

Ok

10/9/2023 6:14 PM ACQUA 5.1.200

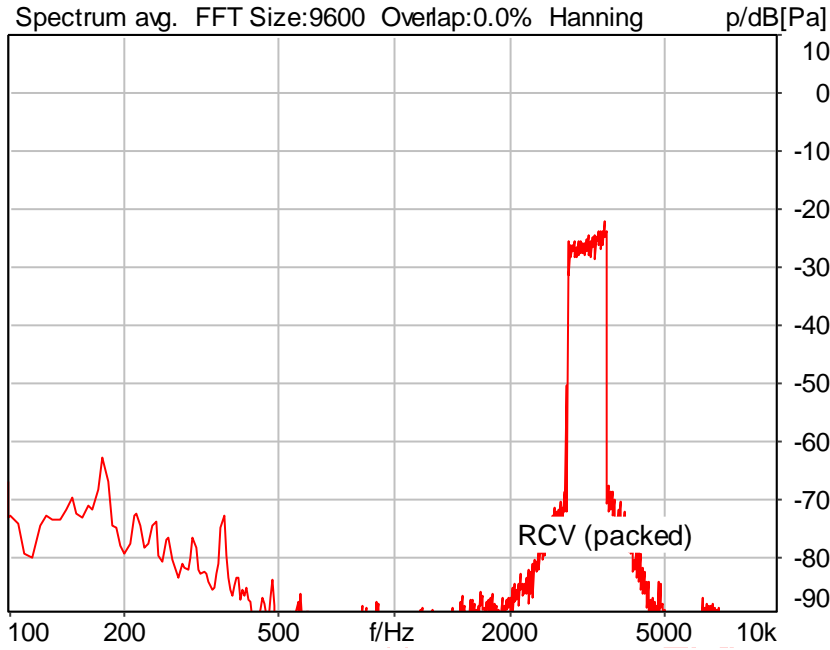
Limits

	lower
Run 1	20.00 dB



### 5.2 RCV Distortion and Noise - 3150 Hz WB

TIA-5050 (2018-01) \ Measurements \ Wideband \ 5.2 Receive Distortion and Noise 2N change frequency range



Distortion (Noise) RCV (packed): 44.70 dB (0.58%) Ok

Ok

10/9/2023 6:15 PM ACQUA 5.1.200

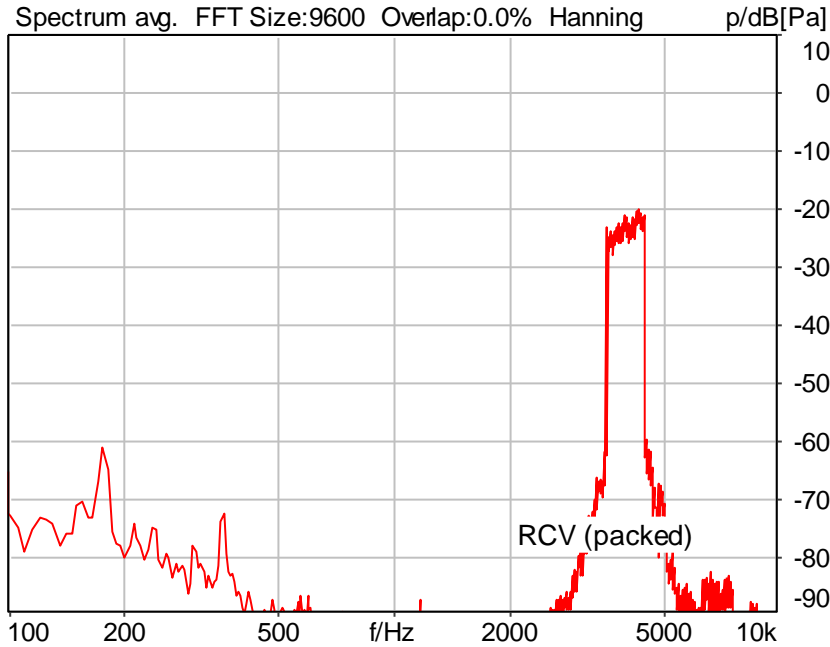
Limits

	lower
Run 1	20.00 dB



### 5.2 RCV Distortion and Noise - 4000 Hz WB

TIA-5050 (2018-01) \ Measurements \ Wideband \ 5.2 Receive Distortion and Noise 2N change frequency range



Distortion (Noise) RCV (packed): 44.02 dB (0.63%) Ok

Ok

10/9/2023 6:15 PM ACQUA 5.1.200

Limits

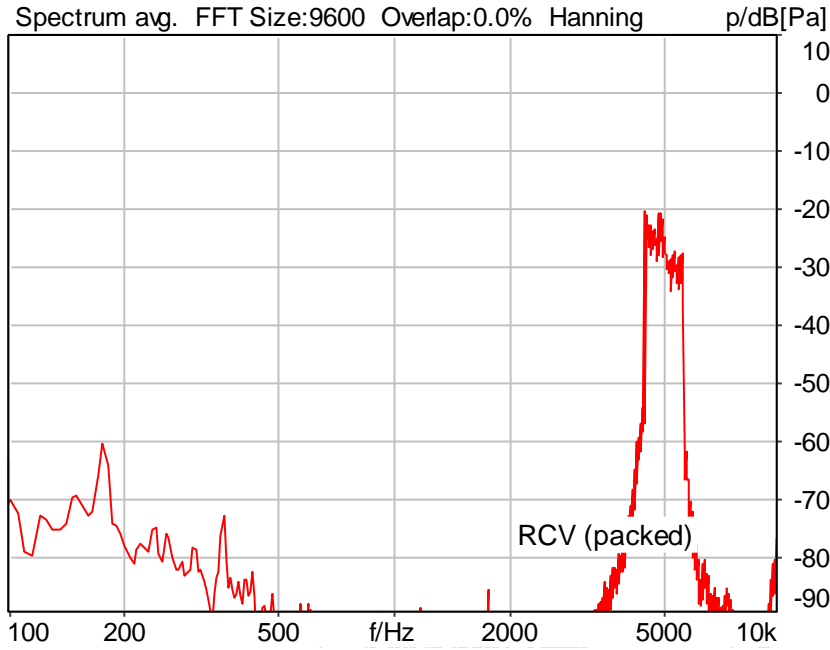
	lower
Run 1	20.00 dB





### 5.2 RCV Distortion and Noise - 5000 Hz WB

TIA-5050 (2018-01) \ Measurements \ Wideband \ 5.2 Receive Distortion and Noise 2N change frequency range



Distortion (Noise) RCV (packed): 38.84 dB (1.14%) Ok

Ok

10/9/2023 6:15 PM ACQUA 5.1.200

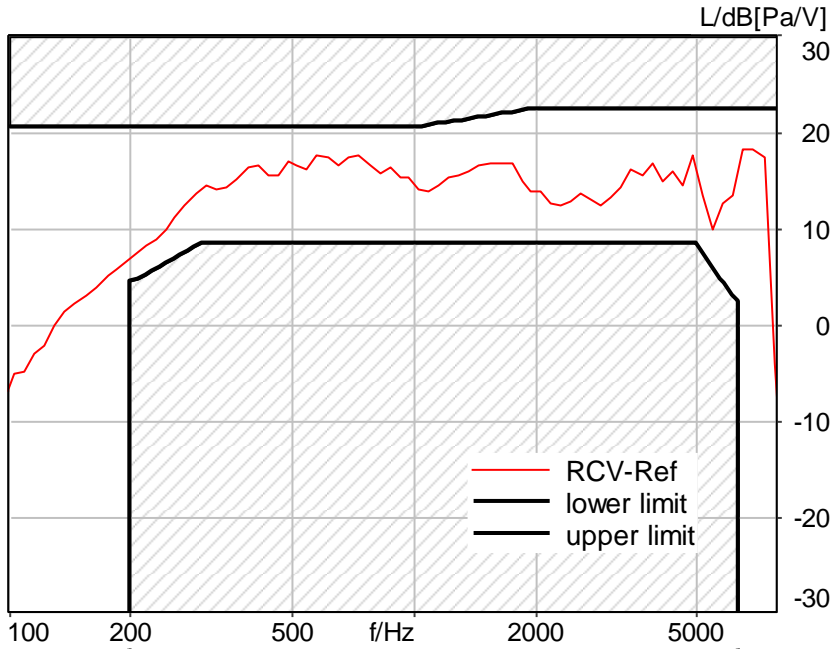
Limits

	lower
Run 1	20.00 dB



### 5.3 Frequency Response 8N FF

TIA-5050 (2018-01) \ Measurements \ Wideband



Absolute minimal distance  
2.81 dB at 576.7 Hz Ok

**Ok**

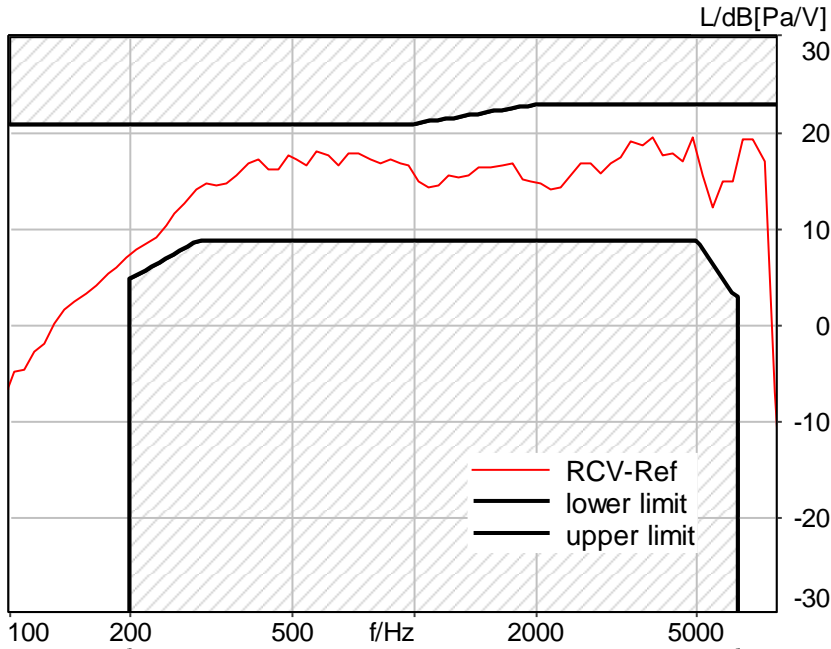
10/9/2023 6:16 PM ACQUA 5.1.200  
Unmodified HEAD acoustics Measurement Descriptor

**Limits**

	<b>lower</b>
Run 1	Fit into tolerance

### 5.3 Frequency Response 8N DF

TIA-5050 (2018-01) \ Measurements \ Wideband



Absolute minimal distance  
2.80 dB at 576.7 Hz Ok

**Ok**

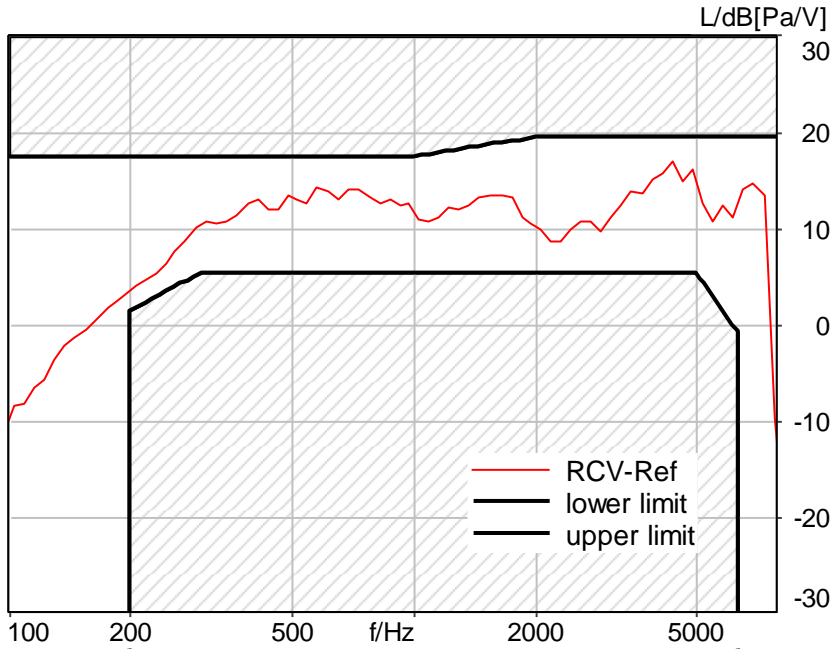
10/9/2023 6:16 PM ACQUA 5.1.200  
Unmodified HEAD acoustics Measurement Descriptor

**Limits**

	<b>lower</b>
Run 1	Fit into tolerance

### 5.3 Frequency Response 2N FF

TIA-5050 (2018-01) \ Measurements \ Wideband



Absolute minimal distance  
2.51 dB at 4369.4 Hz Ok

Ok

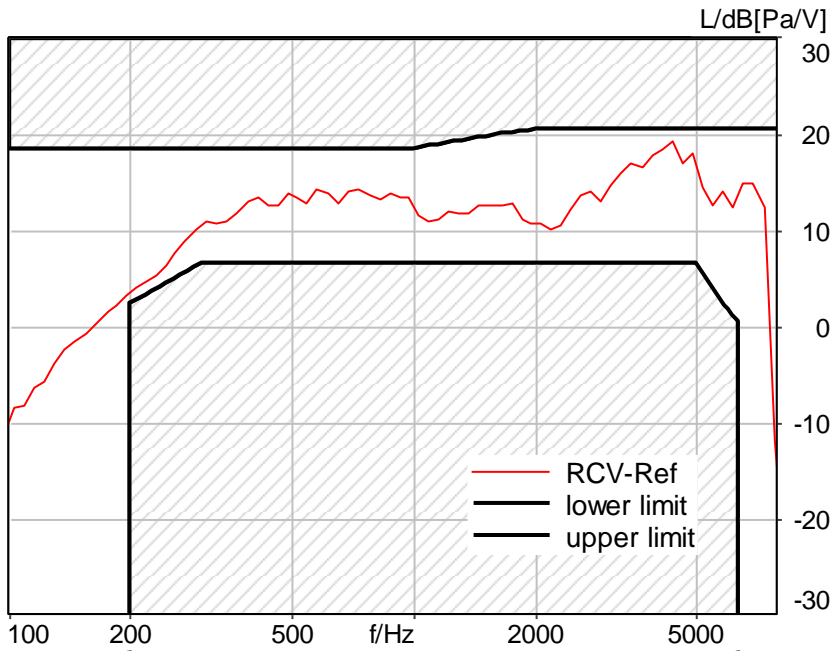
10/9/2023 6:17 PM ACQUA 5.1.200

**Limits**

	lower
Run 1	Fit into tolerance

### 5.3 Frequency Response 2N DF

TIA-5050 (2018-01) \ Measurements \ Wideband



Absolute minimal distance  
1.27 dB at 4369.4 Hz Ok

Ok

10/9/2023 6:18 PM ACQUA 5.1.200  
Unmodified HEAD acoustics Measurement Descriptor

**Limits**

	<b>lower</b>
Run 1	Fit into tolerance



### #4 LTE B14 EVS NB 24.4Kbps

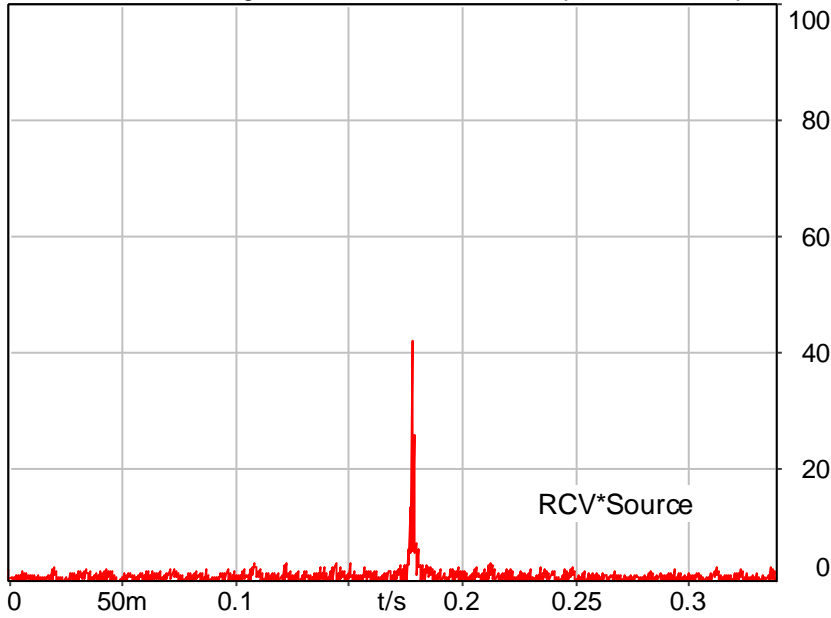
SMD	Status	Single Value Description	Single Value
Overall Receive Delay NB	Done	Delay (Cross) [ms]	178.6
5.1a Receive Volume Control Performance 8N NB	Ok	Speech Level [dB[SPL]]	89.14
5.1b Receive Volume Control Performance 2N NB	Ok	Speech Level [dB[SPL]]	88.10
5.2 RCV Distortion and Noise - 400 Hz NB	Ok	Distortion (Noise) [dB], 0.0 dB	23.65
5.2 RCV Distortion and Noise - 500 Hz NB	Ok	Distortion (Noise) [dB], 0.0 dB	32.07
5.2 RCV Distortion and Noise - 630 Hz NB	Ok	Distortion (Noise) [dB], 0.0 dB	38.06
5.2 RCV Distortion and Noise - 800 Hz NB	Ok	Distortion (Noise) [dB], 0.0 dB	41.80
5.2 RCV Distortion and Noise - 1000 Hz NB	Ok	Distortion (Noise) [dB], 0.0 dB	43.03
5.2 RCV Distortion and Noise - 1250 Hz NB	Ok	Distortion (Noise) [dB], 0.0 dB	32.86
5.2 RCV Distortion and Noise - 1600 Hz NB	Ok	Distortion (Noise) [dB], 0.0 dB	40.56
5.2 RCV Distortion and Noise - 2000 Hz NB	Ok	Distortion (Noise) [dB], 0.0 dB	42.84
5.2 RCV Distortion and Noise - 2500 Hz NB	Ok	Distortion (Noise) [dB], 0.0 dB	44.01
5.2 RCV Distortion and Noise - 3150 Hz NB	Ok	Distortion (Noise) [dB], 0.0 dB	42.92
5.2 RCV Distortion and Noise - 400 Hz NB	Ok	Distortion (Noise) [dB], 0.0 dB	23.25
5.2 RCV Distortion and Noise - 500 Hz NB	Ok	Distortion (Noise) [dB], 0.0 dB	28.88
5.2 RCV Distortion and Noise - 630 Hz NB	Ok	Distortion (Noise) [dB], 0.0 dB	38.07
5.2 RCV Distortion and Noise - 800 Hz NB	Ok	Distortion (Noise) [dB], 0.0 dB	40.65
5.2 RCV Distortion and Noise - 1000 Hz NB	Ok	Distortion (Noise) [dB], 0.0 dB	43.35
5.2 RCV Distortion and Noise - 1250 Hz NB	Ok	Distortion (Noise) [dB], 0.0 dB	33.58
5.2 RCV Distortion and Noise - 1600 Hz NB	Ok	Distortion (Noise) [dB], 0.0 dB	40.28
5.2 RCV Distortion and Noise - 2000 Hz NB	Ok	Distortion (Noise) [dB], 0.0 dB	41.59
5.2 RCV Distortion and Noise - 2500 Hz NB	Ok	Distortion (Noise) [dB], 0.0 dB	44.26
5.2 RCV Distortion and Noise - 3150 Hz NB	Ok	Distortion (Noise) [dB], 0.0 dB	43.62
5.3 Frequency Response 8N FF HANB	Ok	Min. dist. to tolerance scheme [dB], 1447.5 Hz	1.68
5.3 Frequency Response 2N FF HANB	Ok	Min. dist. to tolerance scheme [dB], 1447.5 Hz	2.55



### Overall Receive Delay NB

TIA-5050 (2018-01) \ Measurements \ Narrowband \ Preparation - Delay measurement

Cross correlation avg. FFT Size:131072 Overlap:0.0% Envelope %



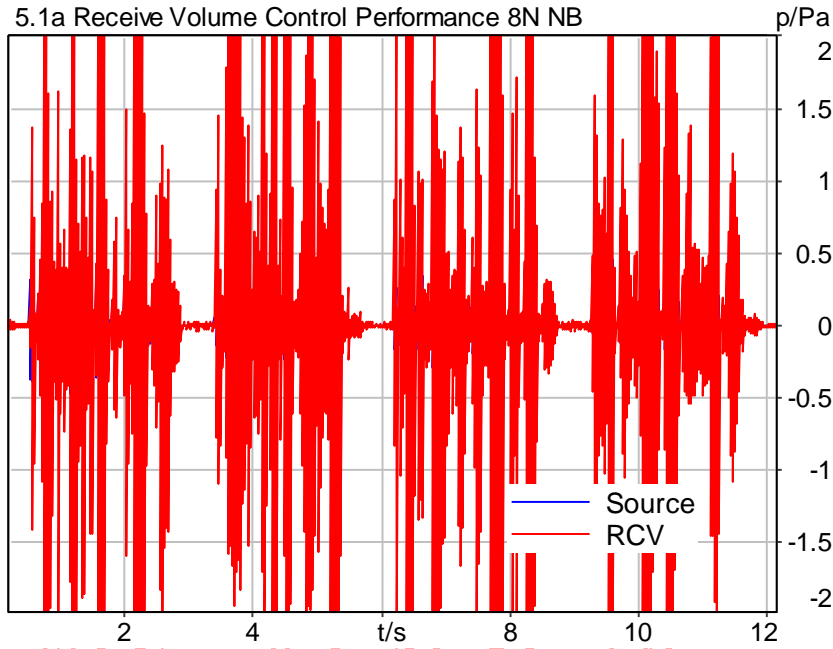
Delay (Cross): 178.6 ms

10/9/2023 6:50 PM ACQUA 5.1.200



### 5.1a Receive Volume Control Performance 8N NB

TIA-5050 (2018-01) \ Measurements \ Narrowband



Speech Level RCV: 89.14 dB[SPL], Act.: 57.40% Ok

Ok

10/9/2023 6:50 PM ACQUA 5.1.200

**Limits**

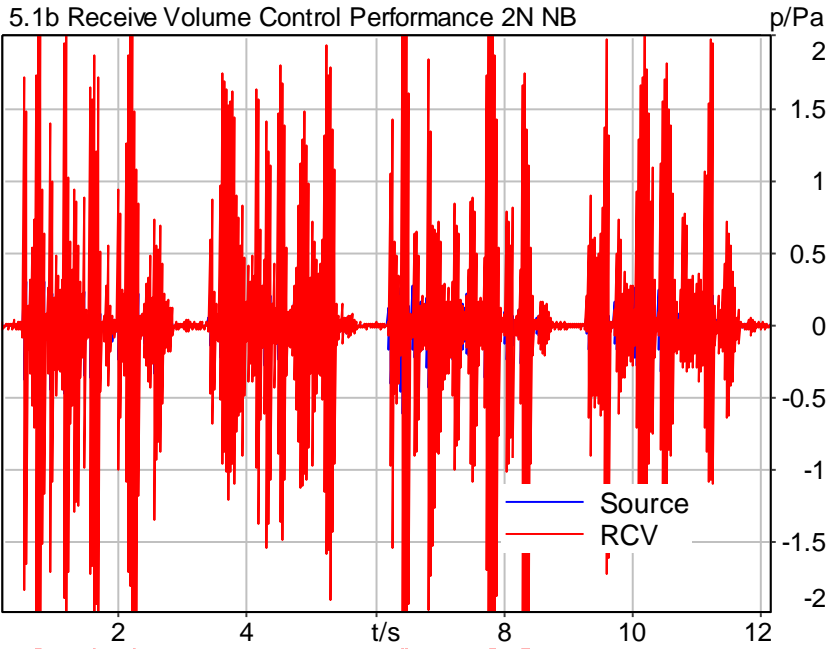
	<b>lower</b>
Run 1	88.00 dB20uPa





### 5.1b Receive Volume Control Performance 2N NB

TIA-5050 (2018-01) \ Measurements \ Narrowband



Speech Level RCV: 88.10 dB[SPL], Act.: 26.96% Ok

**Ok**

10/9/2023 6:51 PM ACQUA 5.1.200

Unmodified HEAD acoustics Measurement Descriptor

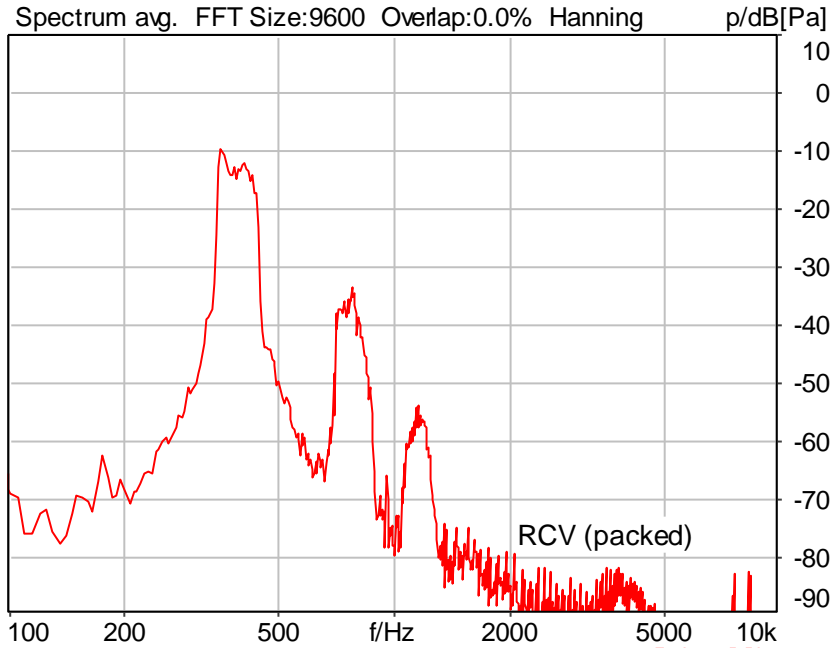
**Limits**

	<b>lower</b>
Run 1	76.00 dB20uPa



### 5.2 RCV Distortion and Noise - 400 Hz NB

TIA-5050 (2018-01) \ Measurements \ Narrowband \ 5.2 Receive Distortion and Noise 8N change frequency range



Distortion (Noise) RCV (packed): 23.65 dB (6.57%) Ok

Ok

10/9/2023 6:52 PM ACQUA 5.1.200

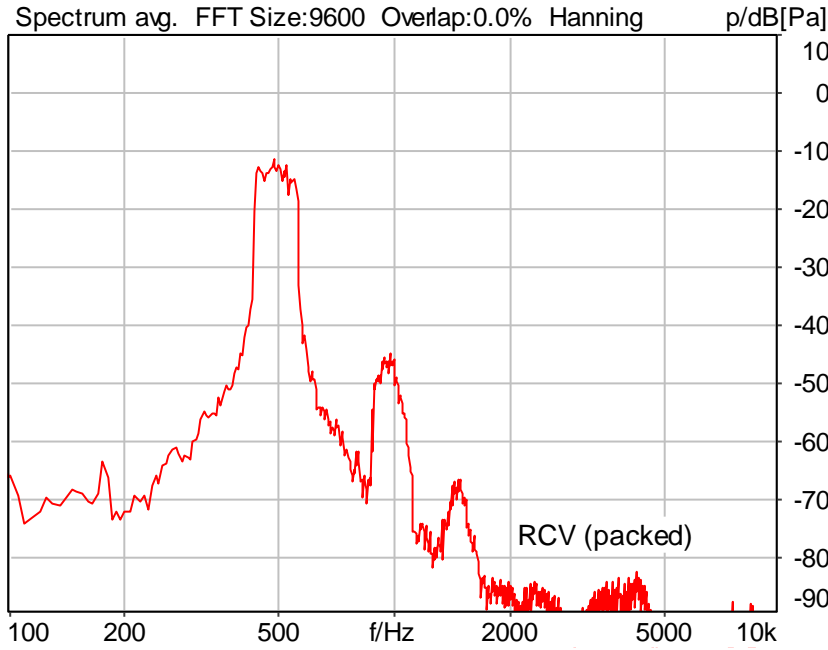
Limits

	lower
Run 1	20.00 dB



### 5.2 RCV Distortion and Noise - 500 Hz NB

TIA-5050 (2018-01) \ Measurements \ Narrowband \ 5.2 Receive Distortion and Noise 8N change frequency range



Distortion (Noise) RCV (packed): 32.07 dB (2.49%) Ok

Ok

10/9/2023 6:52 PM ACQUA 5.1.200

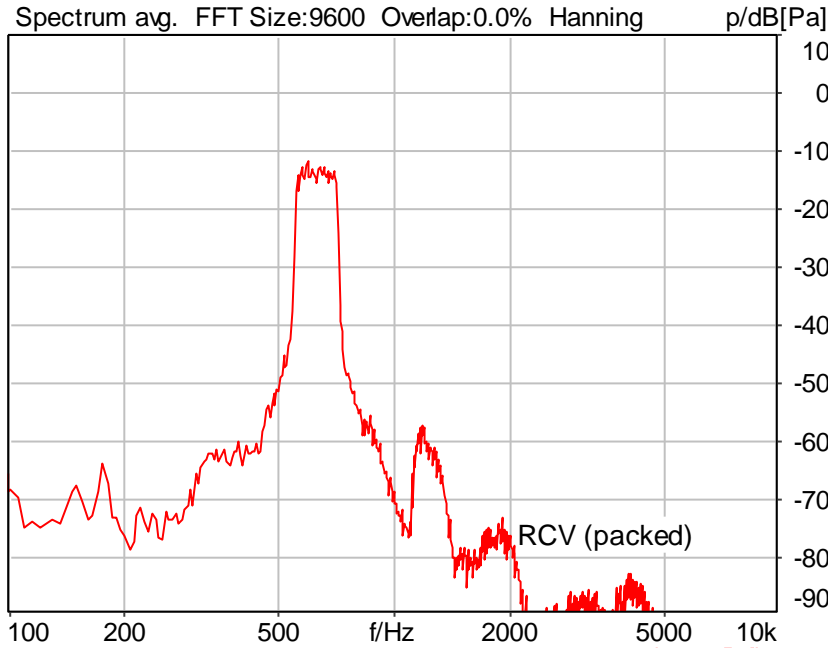
Limits

	lower
Run 1	20.00 dB



### 5.2 RCV Distortion and Noise - 630 Hz NB

TIA-5050 (2018-01) \ Measurements \ Narrowband \ 5.2 Receive Distortion and Noise 8N change frequency range



Distortion (Noise) RCV (packed): 38.06 dB (1.25%) Ok

Ok

10/9/2023 6:53 PM ACQUA 5.1.200

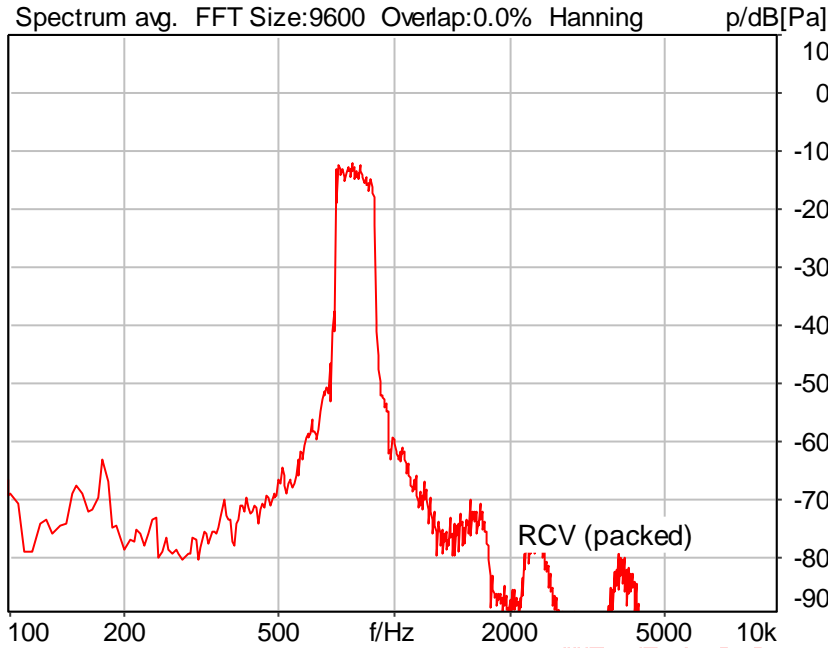
Limits

	lower
Run 1	20.00 dB



### 5.2 RCV Distortion and Noise - 800 Hz NB

TIA-5050 (2018-01) \ Measurements \ Narrowband \ 5.2 Receive Distortion and Noise 8N change frequency range



Distortion (Noise) RCV (packed): 41.80 dB (0.81%) Ok

Ok

10/9/2023 6:53 PM ACQUA 5.1.200

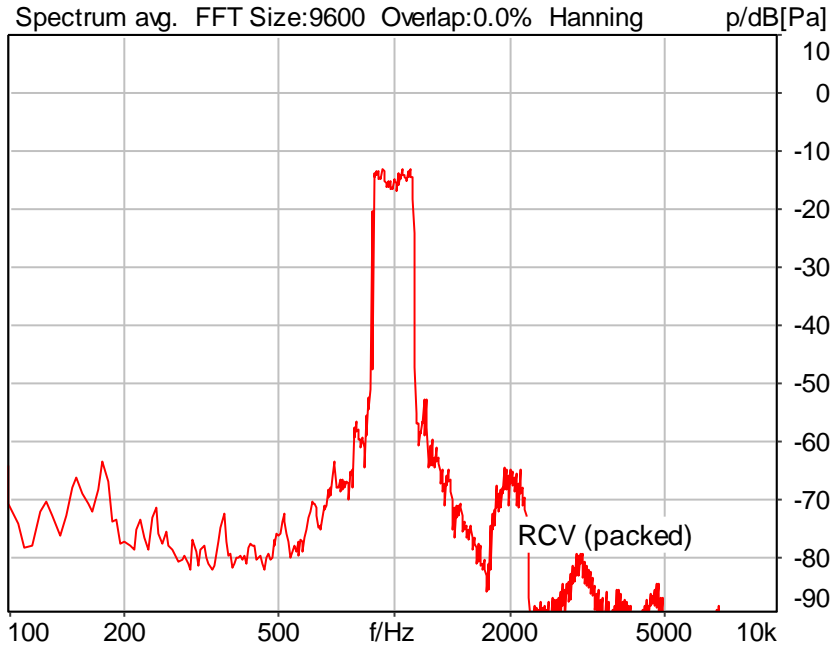
Limits

	lower
Run 1	20.00 dB



### 5.2 RCV Distortion and Noise - 1000 Hz NB

TIA-5050 (2018-01) \ Measurements \ Narrowband \ 5.2 Receive Distortion and Noise 8N change frequency range



Distortion (Noise) RCV (packed): 43.03 dB (0.71%) Ok

Ok

10/9/2023 6:54 PM ACQUA 5.1.200

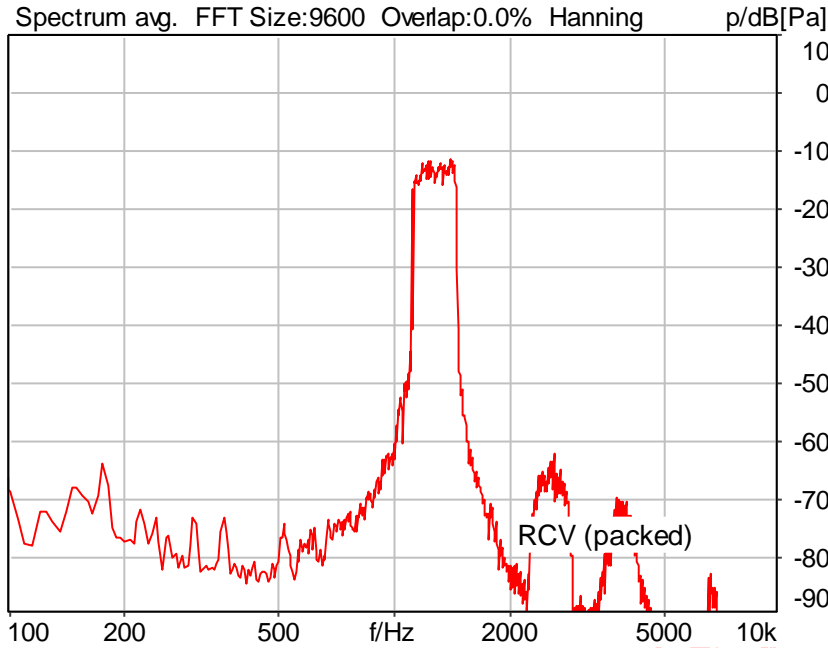
Limits

	lower
Run 1	20.00 dB



### 5.2 RCV Distortion and Noise - 1250 Hz NB

TIA-5050 (2018-01) \ Measurements \ Narrowband \ 5.2 Receive Distortion and Noise 8N change frequency range



Distortion (Noise) RCV (packed): 32.86 dB (2.27%) Ok

Ok

10/9/2023 6:54 PM ACQUA 5.1.200

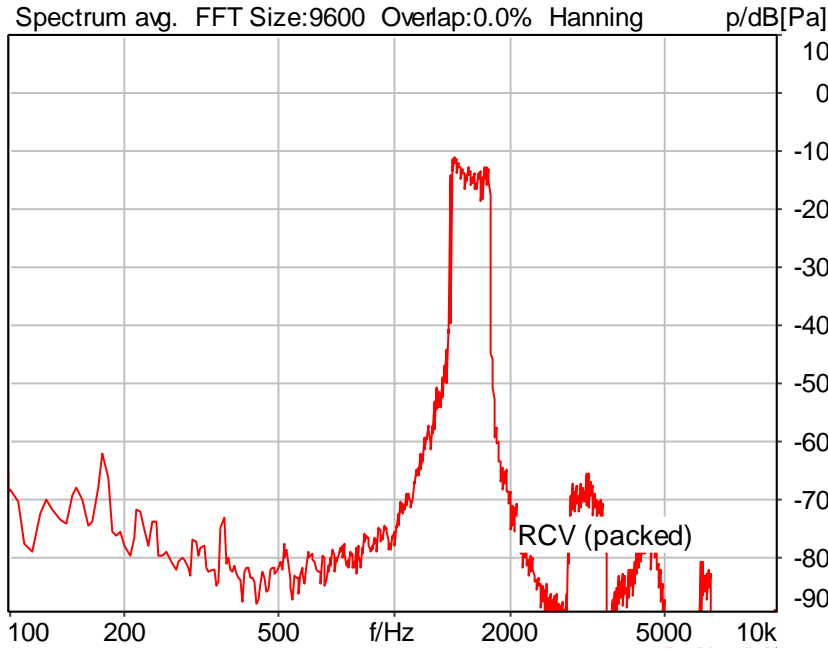
Limits

	lower
Run 1	20.00 dB



### 5.2 RCV Distortion and Noise - 1600 Hz NB

TIA-5050 (2018-01) \ Measurements \ Narrowband \ 5.2 Receive Distortion and Noise 8N change frequency range



Distortion (Noise) RCV (packed): 40.56 dB (0.94%) Ok

Ok

10/9/2023 6:54 PM ACQUA 5.1.200

Limits

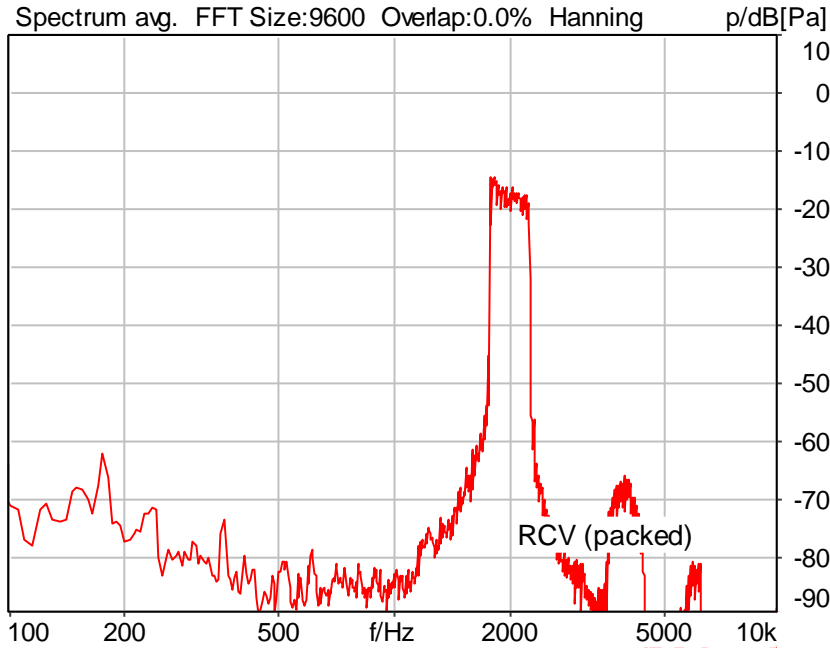
	lower
Run 1	20.00 dB





### 5.2 RCV Distortion and Noise - 2000 Hz NB

TIA-5050 (2018-01) \ Measurements \ Narrowband \ 5.2 Receive Distortion and Noise 8N change frequency range



Distortion (Noise) RCV (packed): 42.84 dB (0.72%) Ok

Ok

10/9/2023 6:55 PM ACQUA 5.1.200

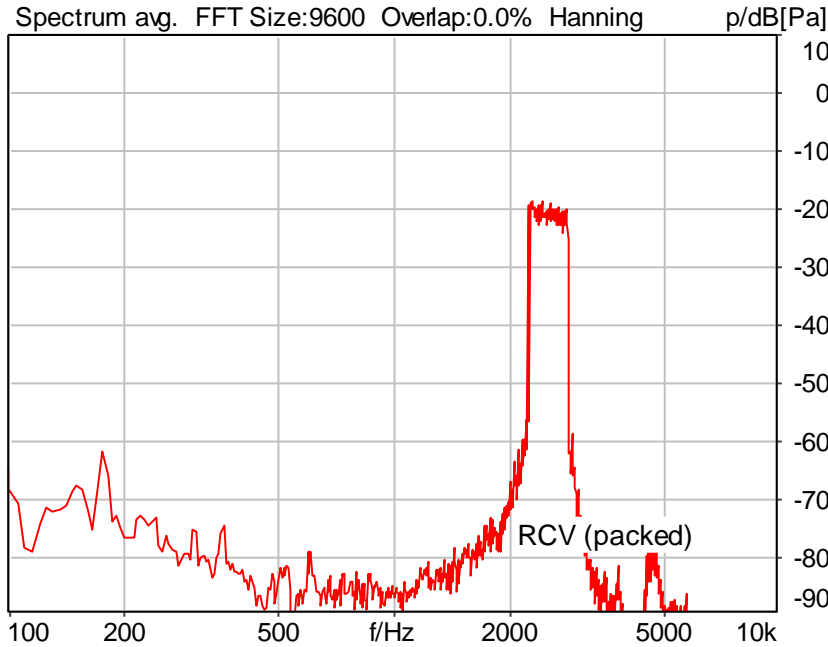
Limits

	lower
Run 1	20.00 dB



### 5.2 RCV Distortion and Noise - 2500 Hz NB

TIA-5050 (2018-01) \ Measurements \ Narrowband \ 5.2 Receive Distortion and Noise 8N change frequency range



Distortion (Noise) RCV (packed): 44.01 dB (0.63%) Ok

Ok

10/9/2023 6:55 PM ACQUA 5.1.200

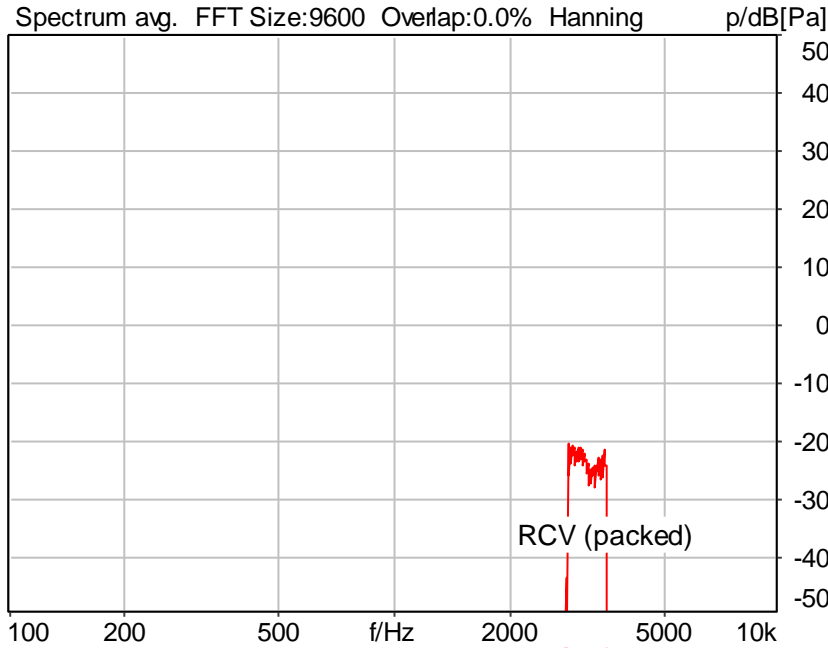
Limits

	lower
Run 1	20.00 dB



### 5.2 RCV Distortion and Noise - 3150 Hz NB

TIA-5050 (2018-01) \ Measurements \ Narrowband \ 5.2 Receive Distortion and Noise 8N change frequency range



Distortion (Noise) RCV (packed): 42.92 dB (0.71%) Ok

Ok

10/9/2023 6:56 PM ACQUA 5.1.200

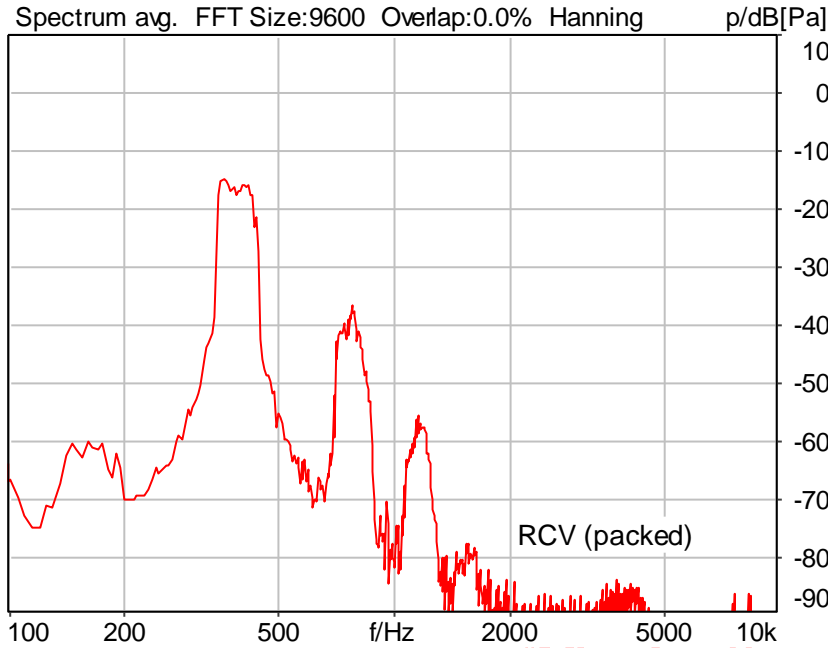
Limits

	lower
Run 1	20.00 dB



### 5.2 RCV Distortion and Noise - 400 Hz NB

TIA-5050 (2018-01) \ Measurements \ Narrowband \ 5.2 Receive Distortion and Noise 2N change frequency range



Distortion (Noise) RCV (packed): 23.25 dB (6.88%) Ok

Ok

10/9/2023 6:57 PM ACQUA 5.1.200

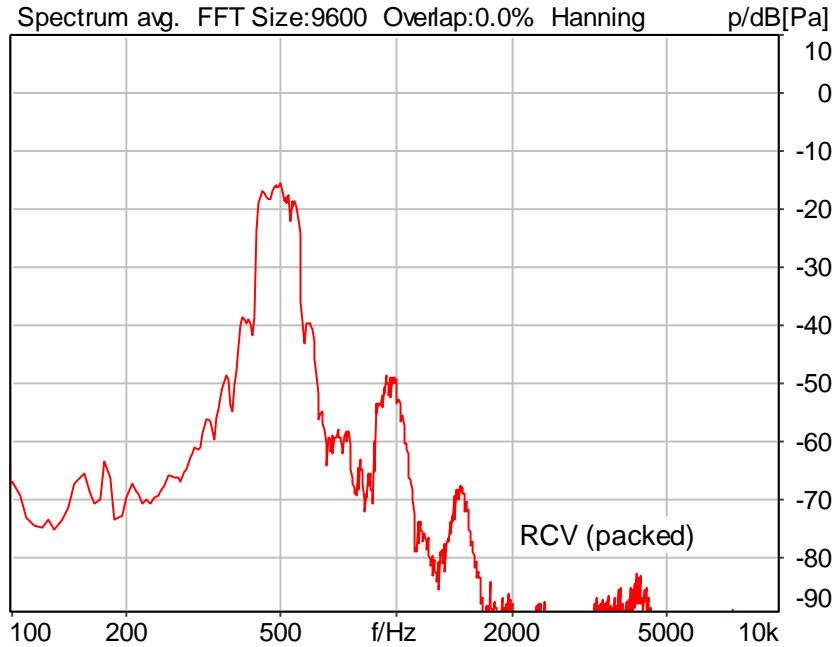
Limits

	lower
Run 1	20.00 dB



### 5.2 RCV Distortion and Noise - 500 Hz NB

TIA-5050 (2018-01) \ Measurements \ Narrowband \ 5.2 Receive Distortion and Noise 2N change frequency range



Distortion (Noise) RCV (packed): 28.88 dB (3.60%) Ok

Ok

10/9/2023 6:57 PM ACQUA 5.1.200

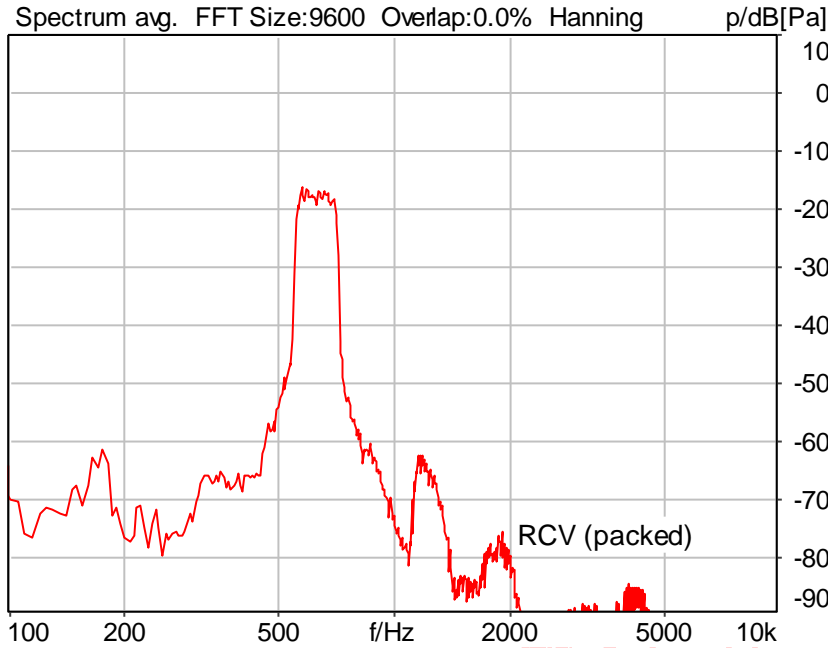
Limits

	lower
Run 1	20.00 dB



### 5.2 RCV Distortion and Noise - 630 Hz NB

TIA-5050 (2018-01) \ Measurements \ Narrowband \ 5.2 Receive Distortion and Noise 2N change frequency range



Distortion (Noise) RCV (packed): 38.07 dB (1.25%) Ok

Ok

10/9/2023 6:57 PM ACQUA 5.1.200

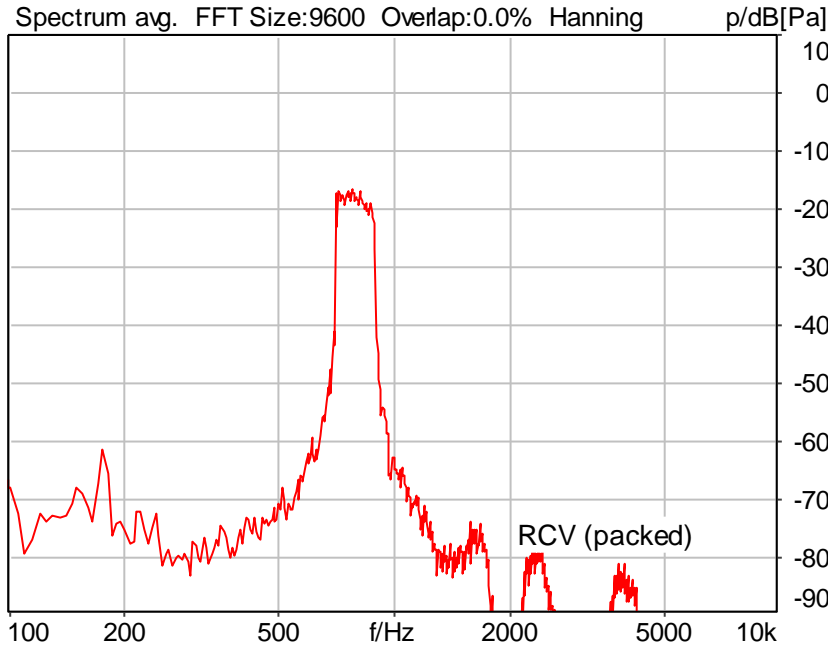
Limits

	lower
Run 1	20.00 dB



### 5.2 RCV Distortion and Noise - 800 Hz NB

TIA-5050 (2018-01) \ Measurements \ Narrowband \ 5.2 Receive Distortion and Noise 2N change frequency range



Distortion (Noise) RCV (packed): 40.65 dB (0.93%) Ok

Ok

10/9/2023 6:58 PM ACQUA 5.1.200

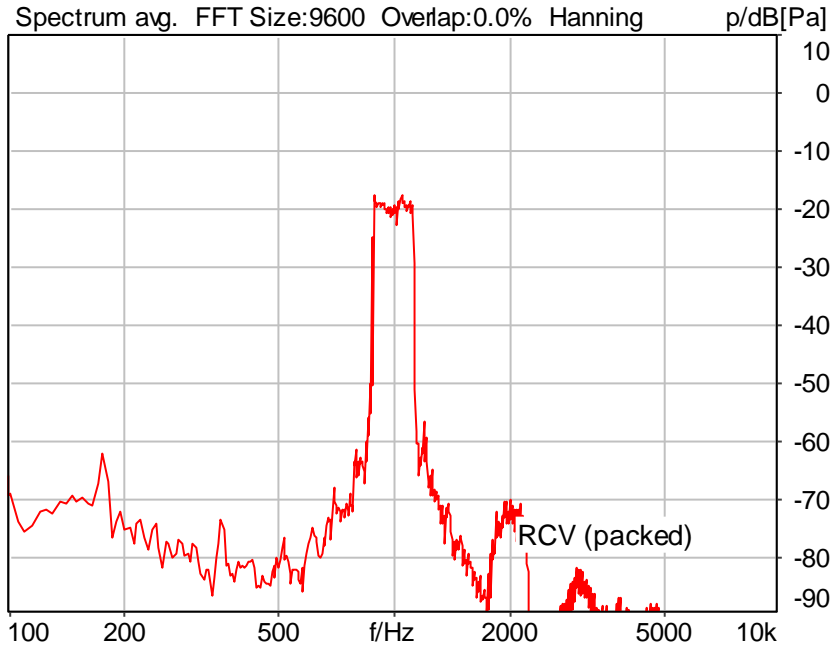
Limits

	lower
Run 1	20.00 dB



### 5.2 RCV Distortion and Noise - 1000 Hz NB

TIA-5050 (2018-01) \ Measurements \ Narrowband \ 5.2 Receive Distortion and Noise 2N change frequency range



Distortion (Noise) RCV (packed): 43.35 dB (0.68%) Ok

Ok

10/9/2023 6:58 PM ACQUA 5.1.200

Limits

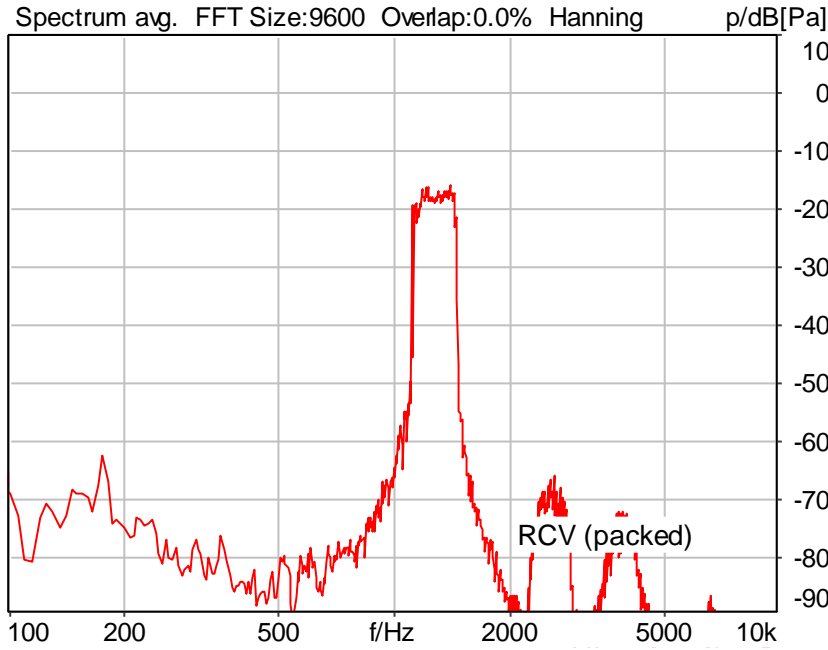
	lower
Run 1	20.00 dB





### 5.2 RCV Distortion and Noise - 1250 Hz NB

TIA-5050 (2018-01) \ Measurements \ Narrowband \ 5.2 Receive Distortion and Noise 2N change frequency range



Distortion (Noise) RCV (packed): 33.58 dB (2.10%) Ok

Ok

10/9/2023 6:59 PM ACQUA 5.1.200

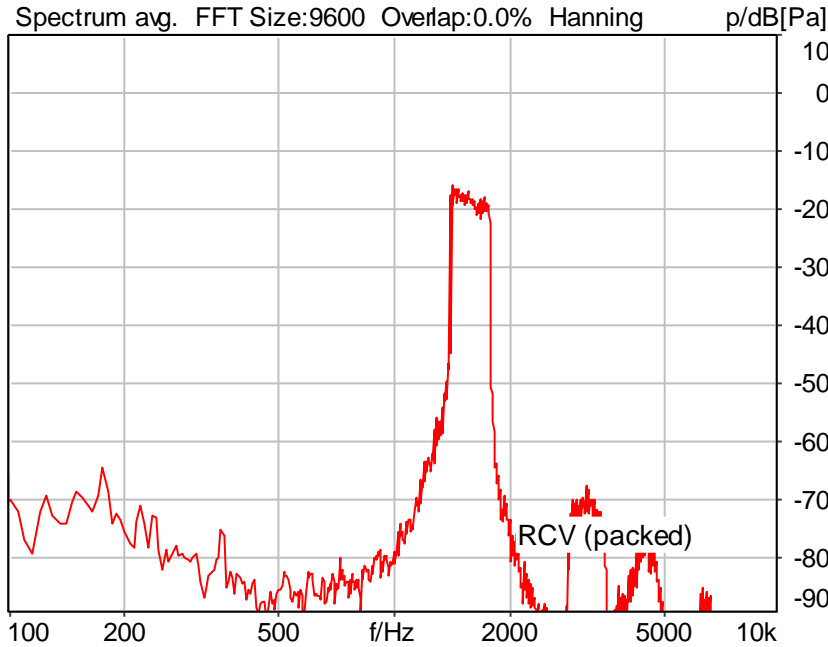
Limits

	lower
Run 1	20.00 dB



### 5.2 RCV Distortion and Noise - 1600 Hz NB

TIA-5050 (2018-01) \ Measurements \ Narrowband \ 5.2 Receive Distortion and Noise 2N change frequency range



Distortion (Noise) RCV (packed): 40.28 dB (0.97%) Ok

Ok

10/9/2023 6:59 PM ACQUA 5.1.200

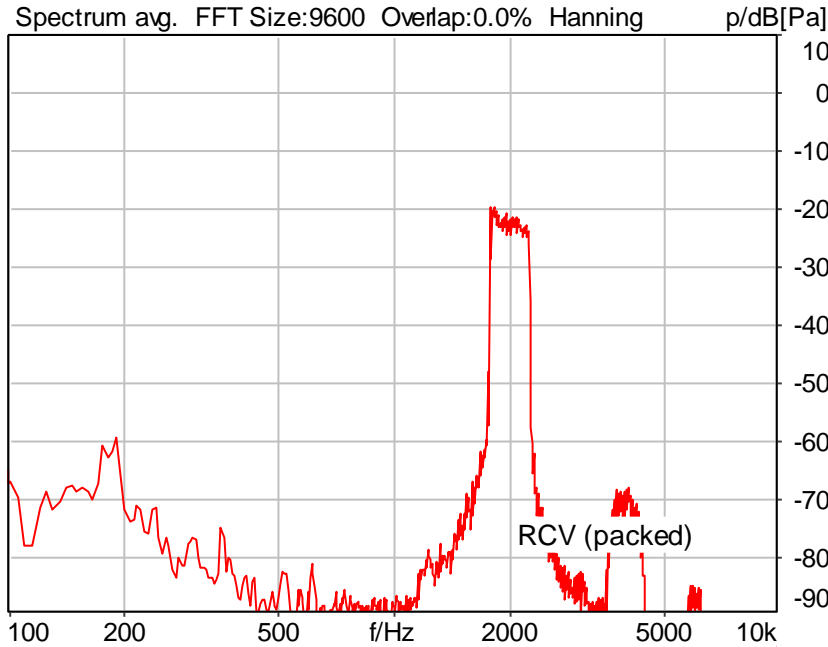
Limits

	lower
Run 1	20.00 dB



### 5.2 RCV Distortion and Noise - 2000 Hz NB

TIA-5050 (2018-01) \ Measurements \ Narrowband \ 5.2 Receive Distortion and Noise 2N change frequency range



Distortion (Noise) RCV (packed): 41.59 dB (0.83%) Ok

Ok

10/9/2023 7:00 PM ACQUA 5.1.200

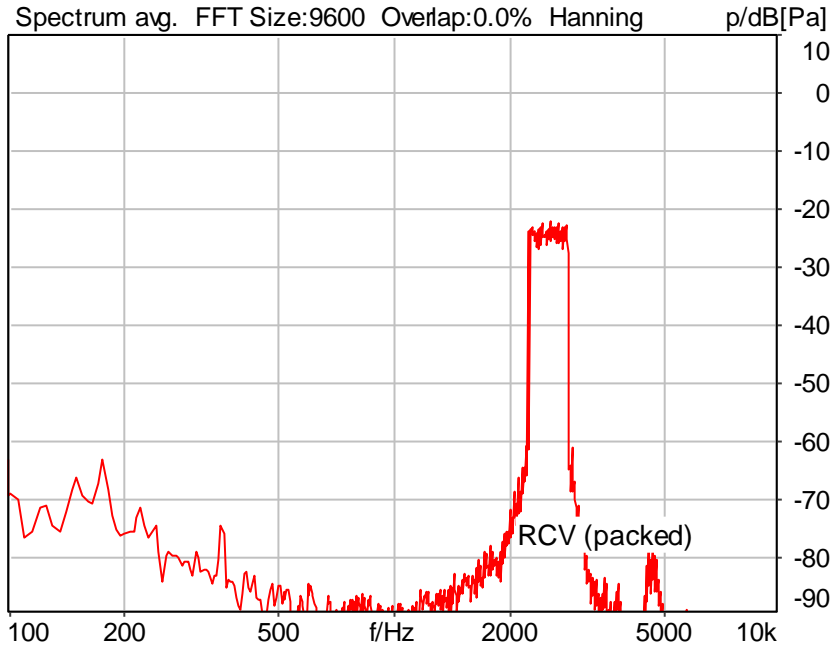
Limits

	lower
Run 1	20.00 dB



### 5.2 RCV Distortion and Noise - 2500 Hz NB

TIA-5050 (2018-01) \ Measurements \ Narrowband \ 5.2 Receive Distortion and Noise 2N change frequency range



Distortion (Noise) RCV (packed): 44.26 dB (0.61%) Ok

Ok

10/9/2023 7:00 PM ACQUA 5.1.200

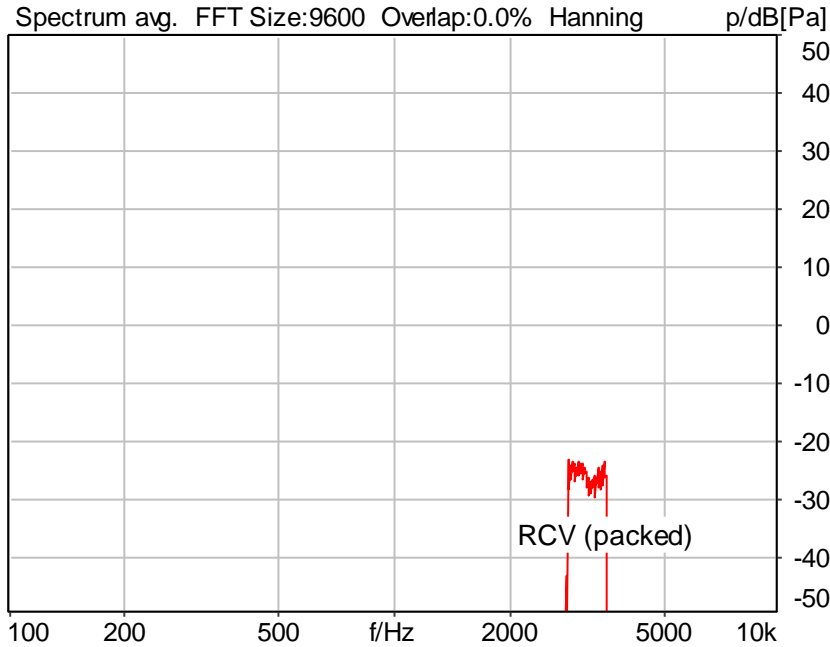
Limits

	lower
Run 1	20.00 dB



### 5.2 RCV Distortion and Noise - 3150 Hz NB

TIA-5050 (2018-01) \ Measurements \ Narrowband \ 5.2 Receive Distortion and Noise 2N change frequency range



Distortion (Noise) RCV (packed): 43.62 dB (0.66%) Ok

Ok

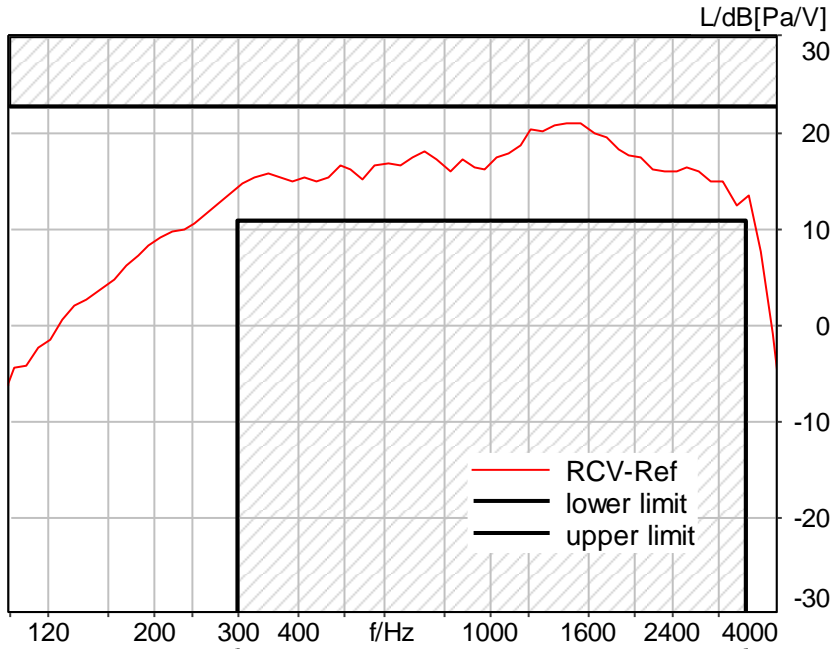
10/9/2023 7:01 PM ACQUA 5.1.200

Limits

	lower
Run 1	20.00 dB

### 5.3 Frequency Response 8N FF HANB

TIA-5050 (2018-01) \ Measurements \ Narrowband



Absolute minimal distance  
1.68 dB at 1447.5 Hz Ok

Ok

10/9/2023 7:01 PM ACQUA 5.1.200

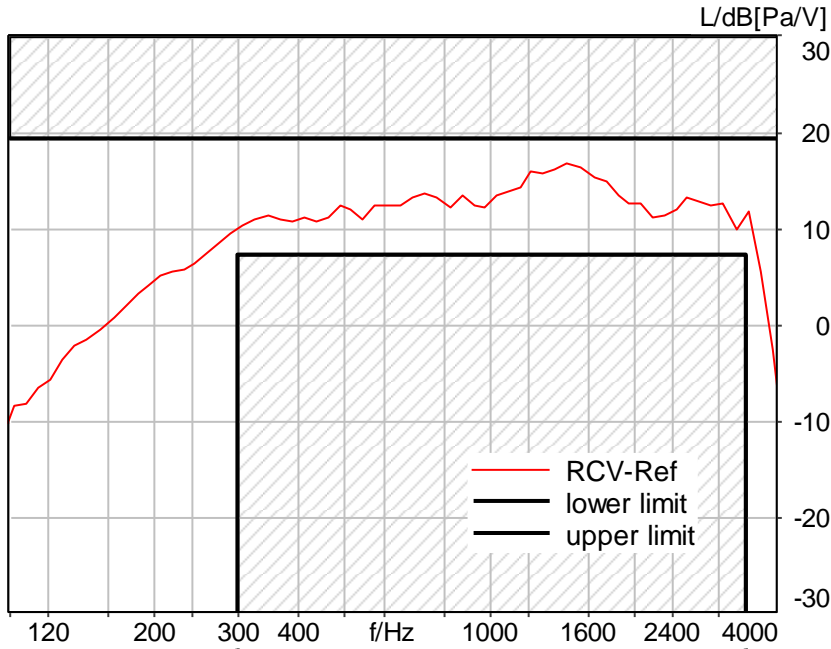
**Limits**

	lower
Run 1	Fit into tolerance



### 5.3 Frequency Response 2N FF HANB

TIA-5050 (2018-01) \ Measurements \ Narrowband



Absolute minimal distance  
2.55 dB at 1447.5 Hz Ok

Ok

10/9/2023 7:02 PM ACQUA 5.1.200

**Limits**

	<b>lower</b>
Run 1	Fit into tolerance



#5 LTE B25 EVS NB 24.4Kbps

SMD	Status	Single Value Description	Single Value
Overall Receive Delay NB	Done	Delay (Cross) [ms]	191.4
5.1a Receive Volume Control Performance 8N NB	Ok	Speech Level [dB[SPL]]	89.17
5.1b Receive Volume Control Performance 2N NB	Ok	Speech Level [dB[SPL]]	88.83
5.2 RCV Distortion and Noise - 400 Hz NB	Ok	Distortion (Noise) [dB], 0.0 dB	23.35
5.2 RCV Distortion and Noise - 500 Hz NB	Ok	Distortion (Noise) [dB], 0.0 dB	31.74
5.2 RCV Distortion and Noise - 630 Hz NB	Ok	Distortion (Noise) [dB], 0.0 dB	38.36
5.2 RCV Distortion and Noise - 800 Hz NB	Ok	Distortion (Noise) [dB], 0.0 dB	41.30
5.2 RCV Distortion and Noise - 1000 Hz NB	Ok	Distortion (Noise) [dB], 0.0 dB	42.98
5.2 RCV Distortion and Noise - 1250 Hz NB	Ok	Distortion (Noise) [dB], 0.0 dB	33.05
5.2 RCV Distortion and Noise - 1600 Hz NB	Ok	Distortion (Noise) [dB], 0.0 dB	40.52
5.2 RCV Distortion and Noise - 2000 Hz NB	Ok	Distortion (Noise) [dB], 0.0 dB	42.79
5.2 RCV Distortion and Noise - 2500 Hz NB	Ok	Distortion (Noise) [dB], 0.0 dB	44.90
5.2 RCV Distortion and Noise - 3150 Hz NB	Ok	Distortion (Noise) [dB], 0.0 dB	43.10
5.2 RCV Distortion and Noise - 400 Hz NB	Ok	Distortion (Noise) [dB], 0.0 dB	23.38
5.2 RCV Distortion and Noise - 500 Hz NB	Ok	Distortion (Noise) [dB], 0.0 dB	31.85
5.2 RCV Distortion and Noise - 630 Hz NB	Ok	Distortion (Noise) [dB], 0.0 dB	37.87
5.2 RCV Distortion and Noise - 800 Hz NB	Ok	Distortion (Noise) [dB], 0.0 dB	41.13
5.2 RCV Distortion and Noise - 1000 Hz NB	Ok	Distortion (Noise) [dB], 0.0 dB	42.90
5.2 RCV Distortion and Noise - 1250 Hz NB	Ok	Distortion (Noise) [dB], 0.0 dB	32.88
5.2 RCV Distortion and Noise - 1600 Hz NB	Ok	Distortion (Noise) [dB], 0.0 dB	40.44
5.2 RCV Distortion and Noise - 2000 Hz NB	Ok	Distortion (Noise) [dB], 0.0 dB	41.73
5.2 RCV Distortion and Noise - 2500 Hz NB	Ok	Distortion (Noise) [dB], 0.0 dB	44.11
5.2 RCV Distortion and Noise - 3150 Hz NB	Ok	Distortion (Noise) [dB], 0.0 dB	43.89
5.3 Frequency Response 8N FF HANB	Ok	Min. dist. to tolerance scheme [dB], 3245.6 Hz	1.65
5.3 Frequency Response 2N FF HANB	Ok	Min. dist. to tolerance scheme [dB], 1447.5 Hz	2.43

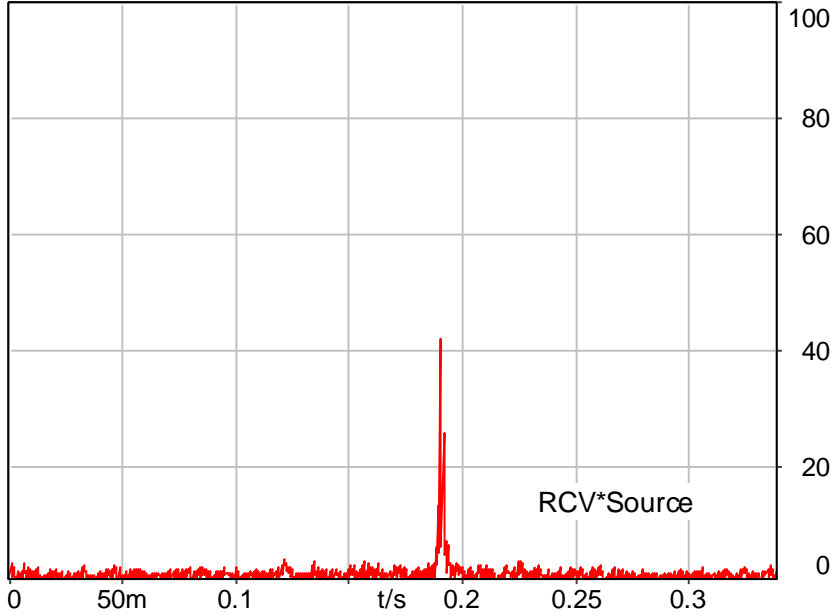




**Overall Receive Delay NB**

TIA-5050 (2018-01) \ Measurements \ Narrowband \ Preparation - Delay measurement

Cross correlation avg. FFT Size:131072 Overlap:0.0% Envelope %



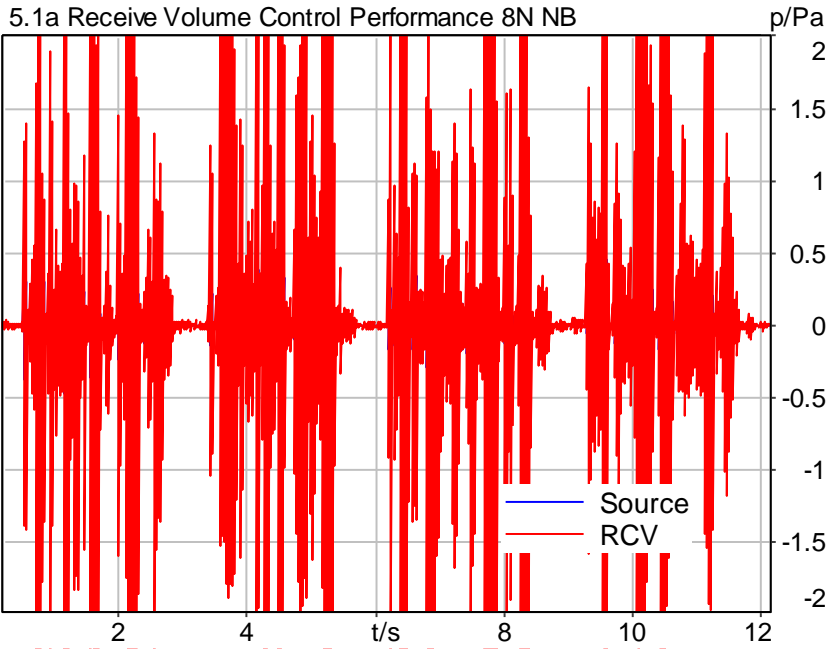
Delay (Cross): 191.4 ms

10/11/2023 11:11 AM ACQUA 5.1.200



### 5.1a Receive Volume Control Performance 8N NB

TIA-5050 (2018-01) \ Measurements \ Narrowband



Speech Level RCV: 89.17 dB[SPL], Act.: 56.59% Ok

Ok

10/11/2023 11:11 AM ACQUA 5.1.200

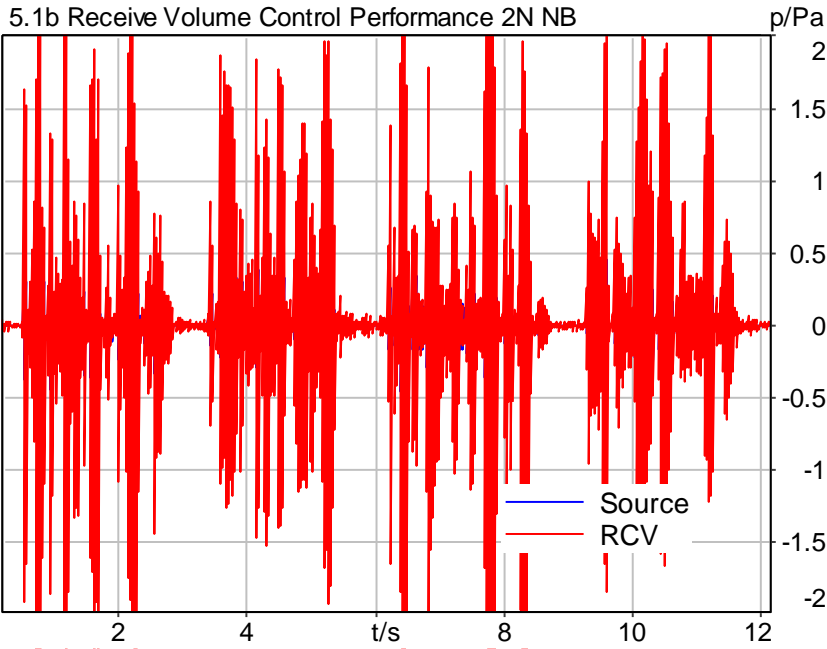
**Limits**

	lower
Run 1	88.00 dB20uPa



### 5.1b Receive Volume Control Performance 2N NB

TIA-5050 (2018-01) \ Measurements \ Narrowband



Speech Level RCV: 88.83 dB[SPL], Act.: 23.73% Ok

**Ok**

10/11/2023 11:12 AM ACQUA 5.1.200

Unmodified HEAD acoustics Measurement Descriptor

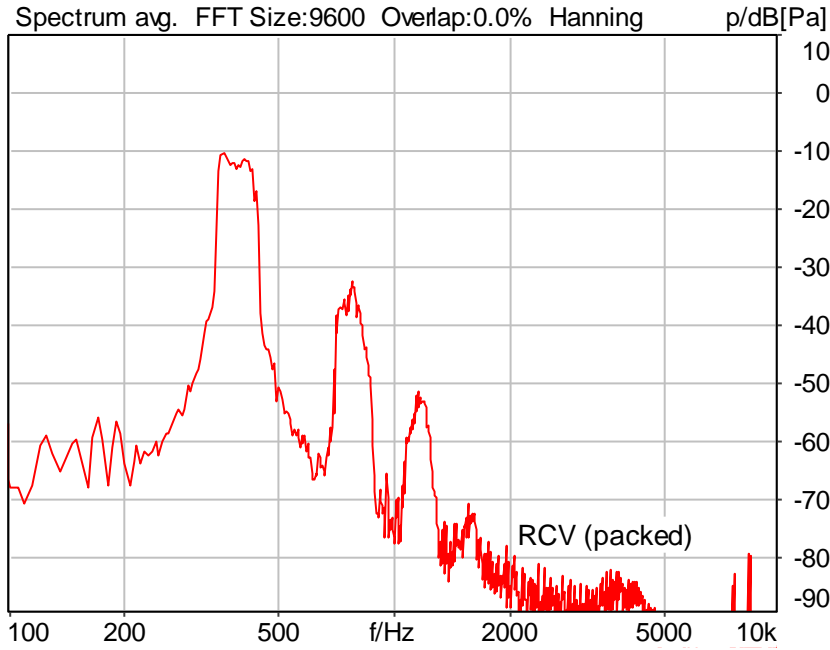
**Limits**

	<b>lower</b>
Run 1	76.00 dB20uPa



### 5.2 RCV Distortion and Noise - 400 Hz NB

TIA-5050 (2018-01) \ Measurements \ Narrowband \ 5.2 Receive Distortion and Noise 8N change frequency range



Distortion (Noise) RCV (packed): 23.35 dB (6.80%) Ok

Ok

10/11/2023 11:13 AM ACQUA 5.1.200

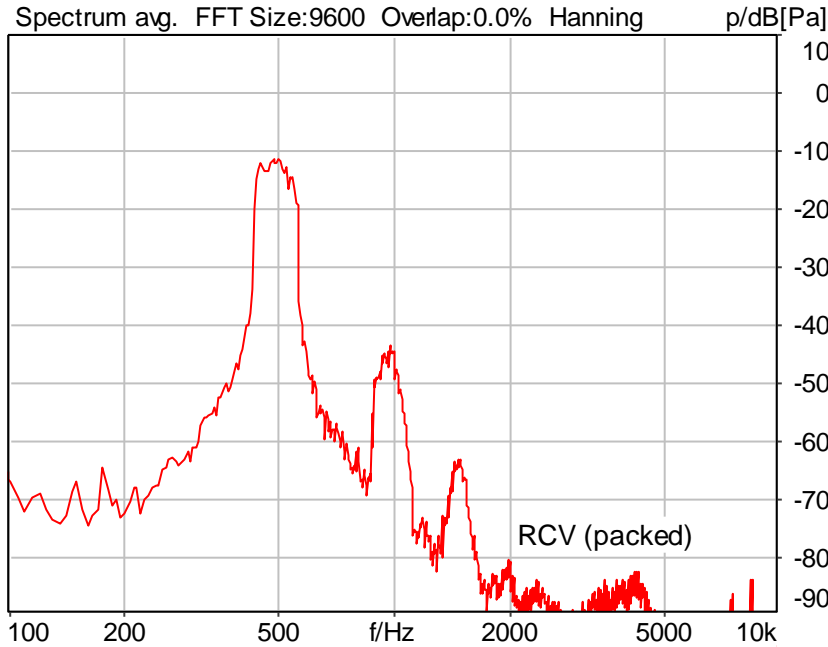
Limits

	lower
Run 1	20.00 dB



### 5.2 RCV Distortion and Noise - 500 Hz NB

TIA-5050 (2018-01) \ Measurements \ Narrowband \ 5.2 Receive Distortion and Noise 8N change frequency range



Distortion (Noise) RCV (packed): 31.74 dB (2.59%) Ok

Ok

10/11/2023 11:14 AM ACQUA 5.1.200

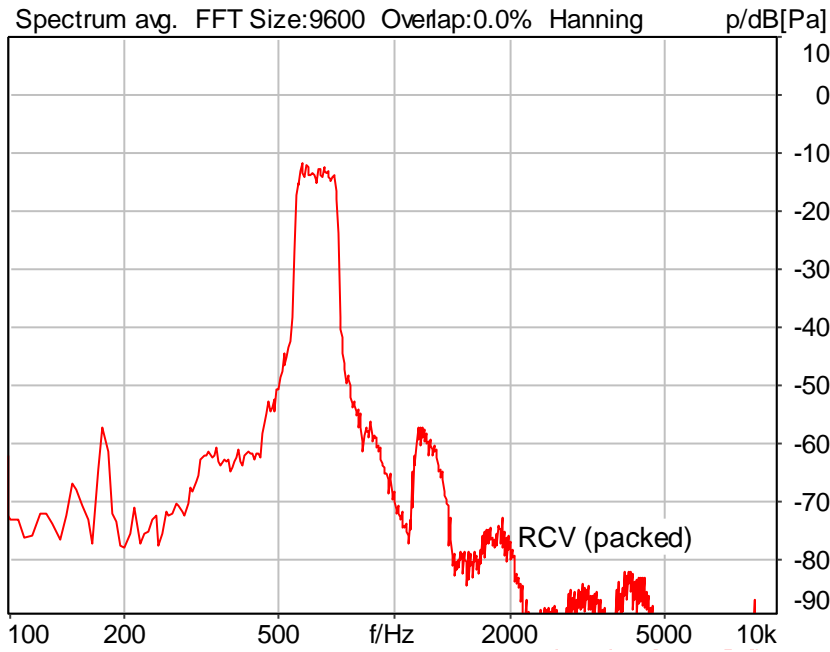
Limits

	lower
Run 1	20.00 dB



### 5.2 RCV Distortion and Noise - 630 Hz NB

TIA-5050 (2018-01) \ Measurements \ Narrowband \ 5.2 Receive Distortion and Noise 8N change frequency range



Distortion (Noise) RCV (packed): 38.36 dB (1.21%) Ok

Ok

10/11/2023 11:14 AM ACQUA 5.1.200

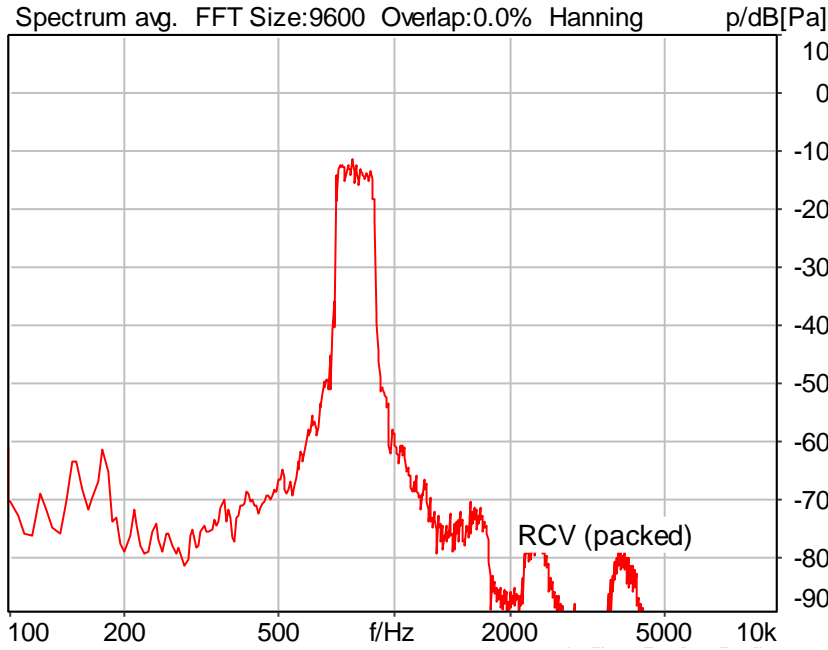
Limits

	lower
Run 1	20.00 dB



### 5.2 RCV Distortion and Noise - 800 Hz NB

TIA-5050 (2018-01) \ Measurements \ Narrowband \ 5.2 Receive Distortion and Noise 8N change frequency range



Distortion (Noise) RCV (packed): 41.30 dB (0.86%) Ok

Ok

10/11/2023 11:15 AM ACQUA 5.1.200

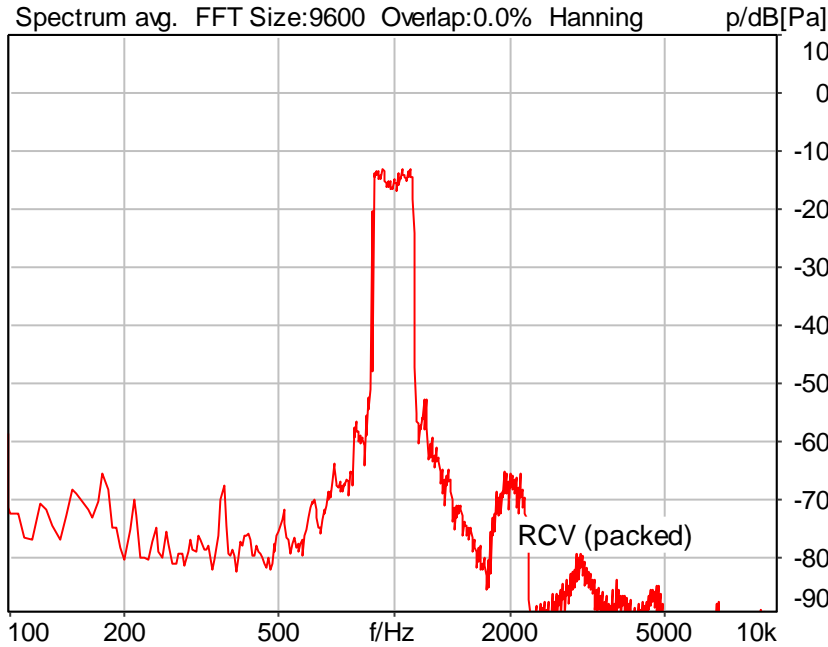
Limits

	lower
Run 1	20.00 dB



### 5.2 RCV Distortion and Noise - 1000 Hz NB

TIA-5050 (2018-01) \ Measurements \ Narrowband \ 5.2 Receive Distortion and Noise 8N change frequency range



Distortion (Noise) RCV (packed): 42.98 dB (0.71%) Ok

Ok

10/11/2023 11:15 AM ACQUA 5.1.200

Limits

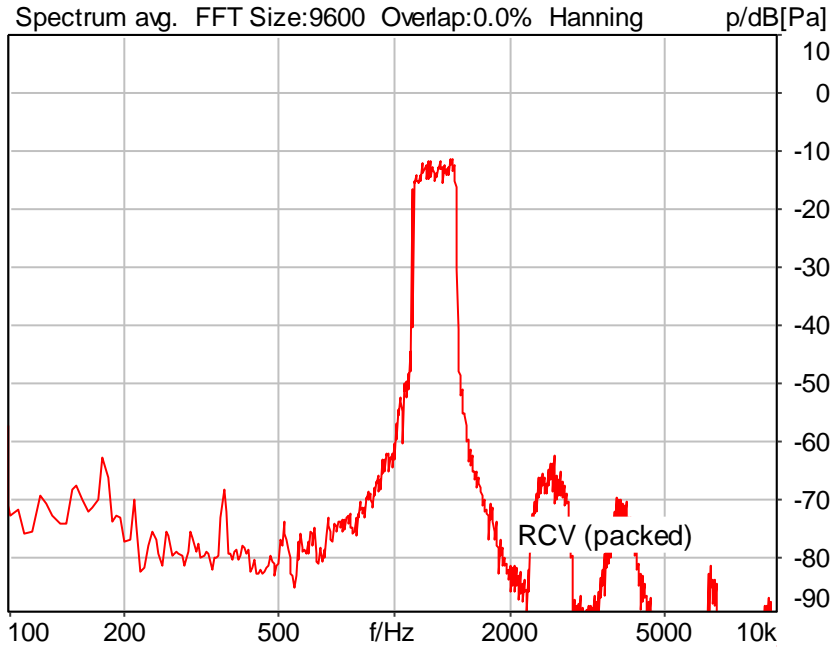
	lower
Run 1	20.00 dB





### 5.2 RCV Distortion and Noise - 1250 Hz NB

TIA-5050 (2018-01) \ Measurements \ Narrowband \ 5.2 Receive Distortion and Noise 8N change frequency range



Distortion (Noise) RCV (packed): 33.05 dB (2.23%) Ok

Ok

10/11/2023 11:15 AM ACQUA 5.1.200

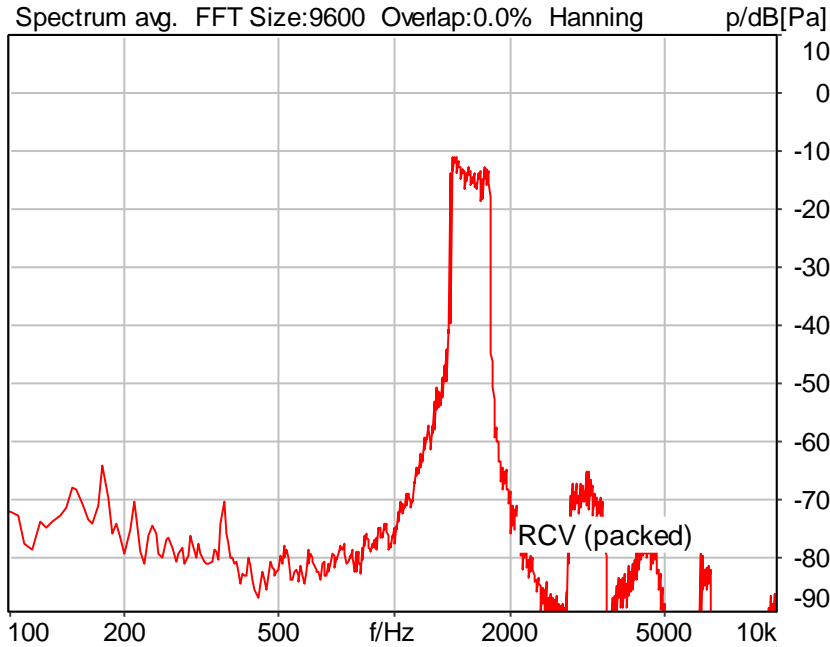
Limits

	lower
Run 1	20.00 dB



### 5.2 RCV Distortion and Noise - 1600 Hz NB

TIA-5050 (2018-01) \ Measurements \ Narrowband \ 5.2 Receive Distortion and Noise 8N change frequency range



Distortion (Noise) RCV (packed): 40.52 dB (0.94%) Ok

Ok

10/11/2023 11:16 AM ACQUA 5.1.200

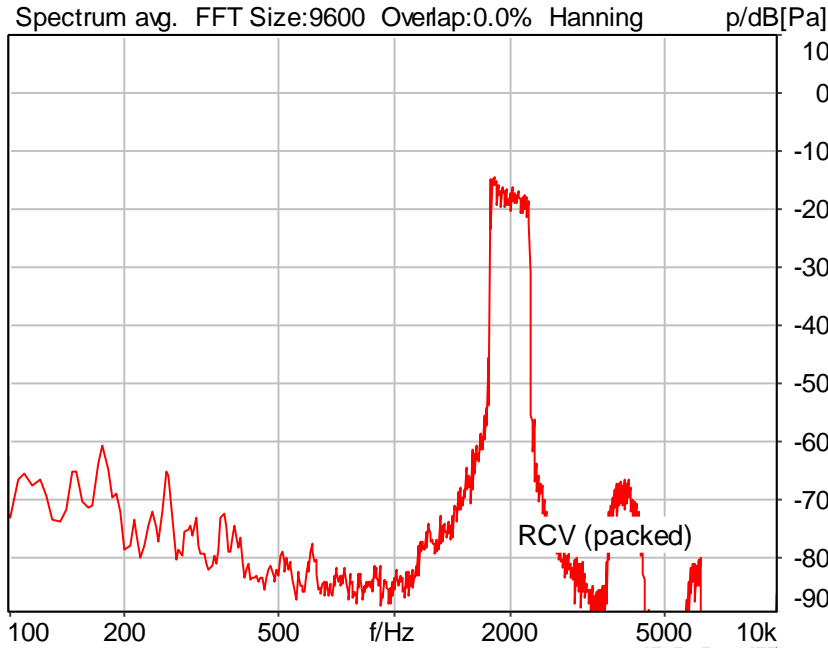
Limits

	lower
Run 1	20.00 dB



### 5.2 RCV Distortion and Noise - 2000 Hz NB

TIA-5050 (2018-01) \ Measurements \ Narrowband \ 5.2 Receive Distortion and Noise 8N change frequency range



Distortion (Noise) RCV (packed): 42.79 dB (0.73%) Ok

Ok

10/11/2023 11:16 AM ACQUA 5.1.200

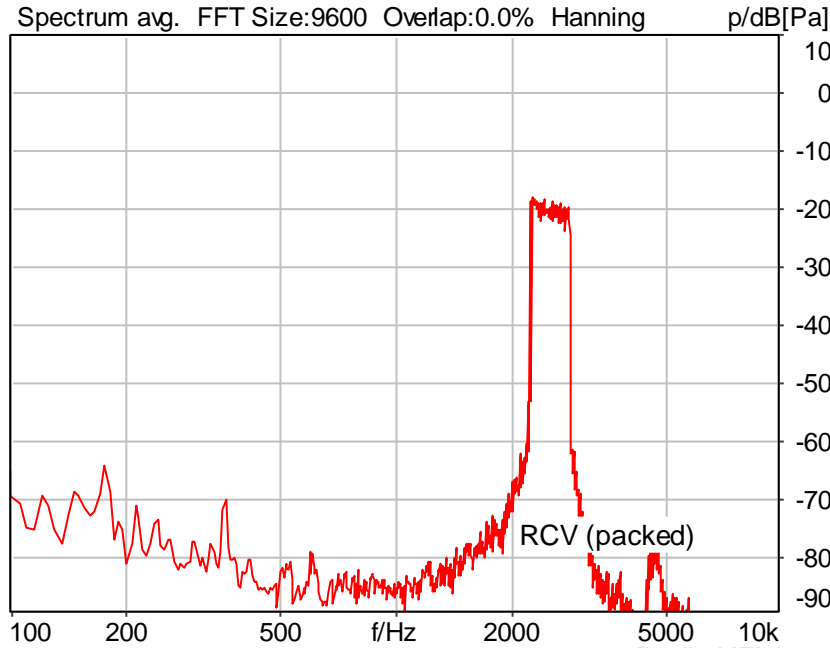
Limits

	lower
Run 1	20.00 dB



### 5.2 RCV Distortion and Noise - 2500 Hz NB

TIA-5050 (2018-01) \ Measurements \ Narrowband \ 5.2 Receive Distortion and Noise 8N change frequency range



Distortion (Noise) RCV (packed): 44.90 dB (0.57%) Ok

Ok

10/11/2023 11:17 AM ACQUA 5.1.200

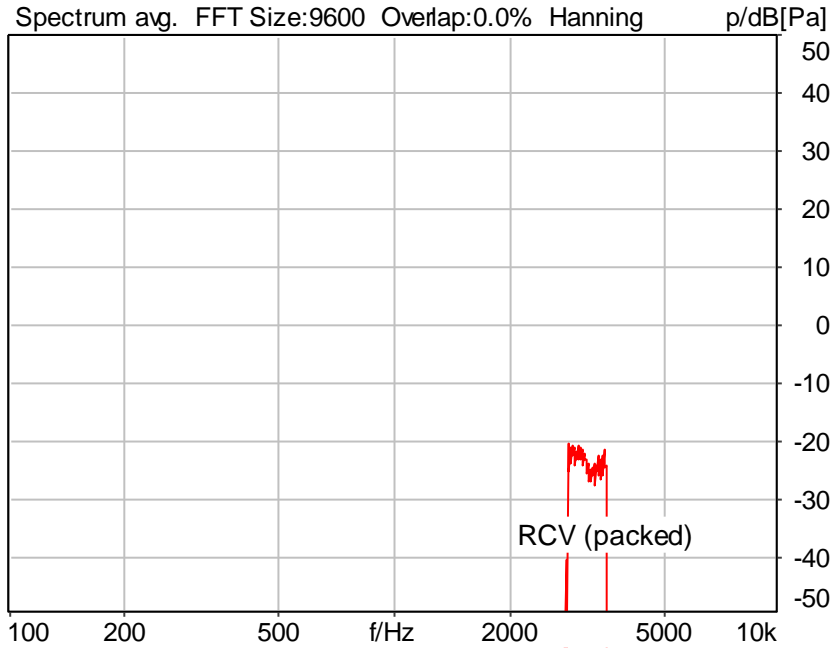
Limits

	lower
Run 1	20.00 dB



### 5.2 RCV Distortion and Noise - 3150 Hz NB

TIA-5050 (2018-01) \ Measurements \ Narrowband \ 5.2 Receive Distortion and Noise 8N change frequency range



Distortion (Noise) RCV (packed): 43.10 dB (0.70%) Ok

Ok

10/11/2023 11:17 AM ACQUA 5.1.200

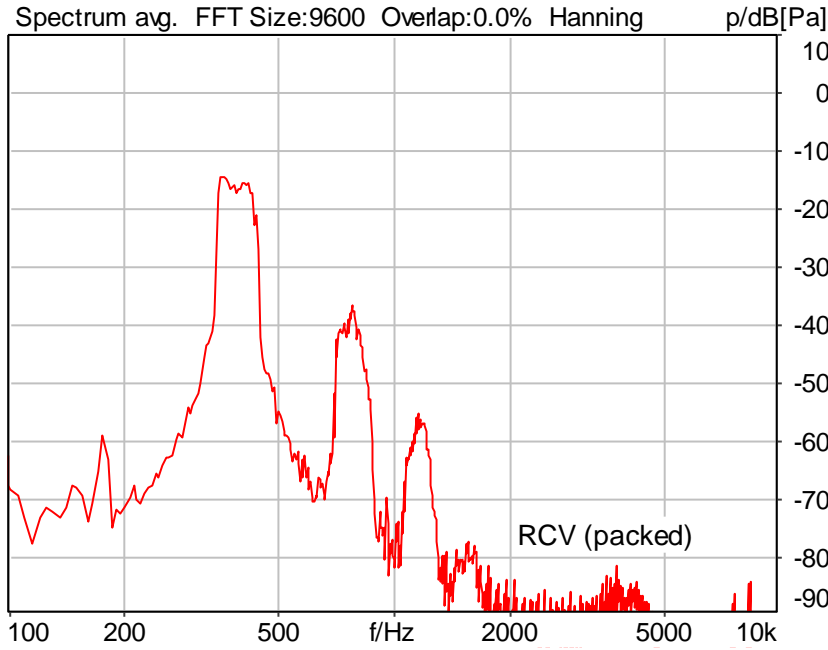
Limits

	lower
Run 1	20.00 dB



### 5.2 RCV Distortion and Noise - 400 Hz NB

TIA-5050 (2018-01) \ Measurements \ Narrowband \ 5.2 Receive Distortion and Noise 2N change frequency range



Distortion (Noise) RCV (packed): 23.38 dB (6.78%) Ok

Ok

10/11/2023 11:18 AM ACQUA 5.1.200

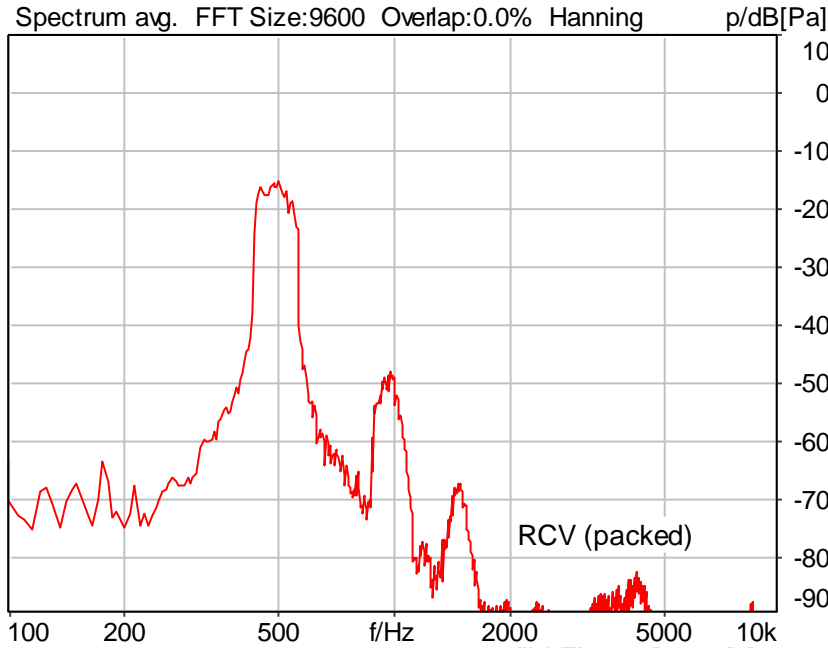
Limits

	lower
Run 1	20.00 dB



### 5.2 RCV Distortion and Noise - 500 Hz NB

TIA-5050 (2018-01) \ Measurements \ Narrowband \ 5.2 Receive Distortion and Noise 2N change frequency range



Distortion (Noise) RCV (packed): 31.85 dB (2.56%) Ok

Ok

10/11/2023 11:19 AM ACQUA 5.1.200

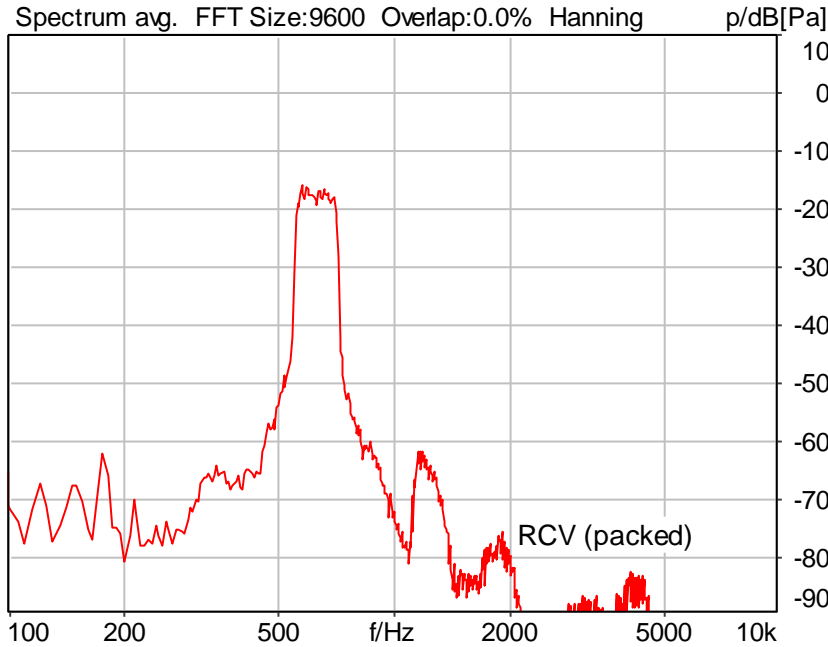
Limits

	lower
Run 1	20.00 dB



### 5.2 RCV Distortion and Noise - 630 Hz NB

TIA-5050 (2018-01) \ Measurements \ Narrowband \ 5.2 Receive Distortion and Noise 2N change frequency range



Distortion (Noise) RCV (packed): 37.87 dB (1.28%) Ok

Ok

10/11/2023 11:19 AM ACQUA 5.1.200

Limits

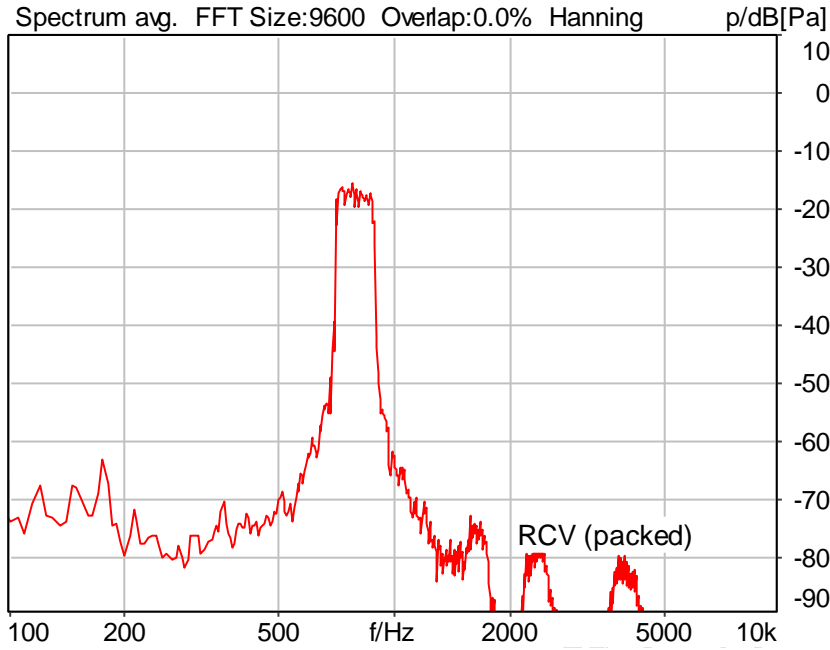
	lower
Run 1	20.00 dB





### 5.2 RCV Distortion and Noise - 800 Hz NB

TIA-5050 (2018-01) \ Measurements \ Narrowband \ 5.2 Receive Distortion and Noise 2N change frequency range



Distortion (Noise) RCV (packed): 41.13 dB (0.88%) Ok

Ok

10/11/2023 11:19 AM ACQUA 5.1.200

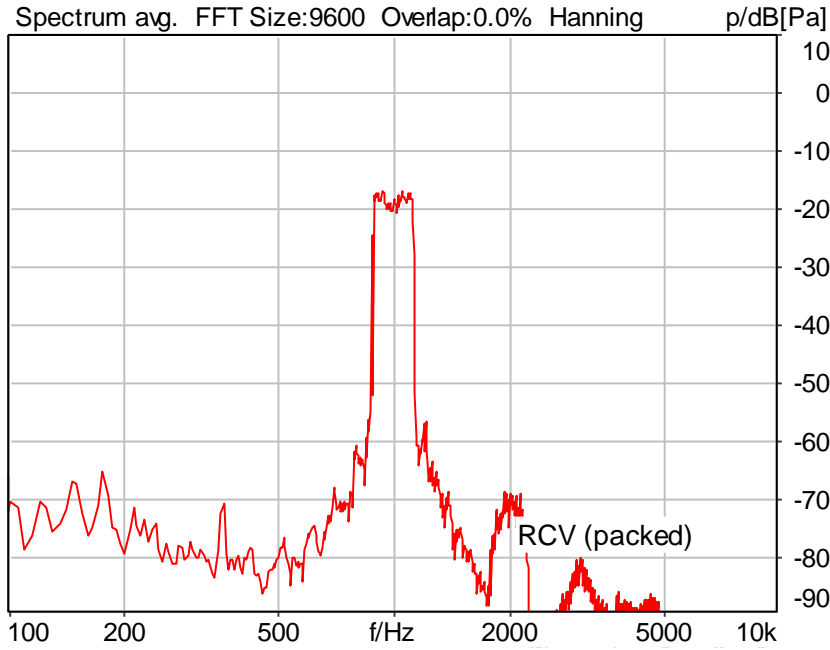
Limits

	lower
Run 1	20.00 dB



### 5.2 RCV Distortion and Noise - 1000 Hz NB

TIA-5050 (2018-01) \ Measurements \ Narrowband \ 5.2 Receive Distortion and Noise 2N change frequency range



Distortion (Noise) RCV (packed): 42.90 dB (0.72%) Ok

Ok

10/11/2023 11:20 AM ACQUA 5.1.200

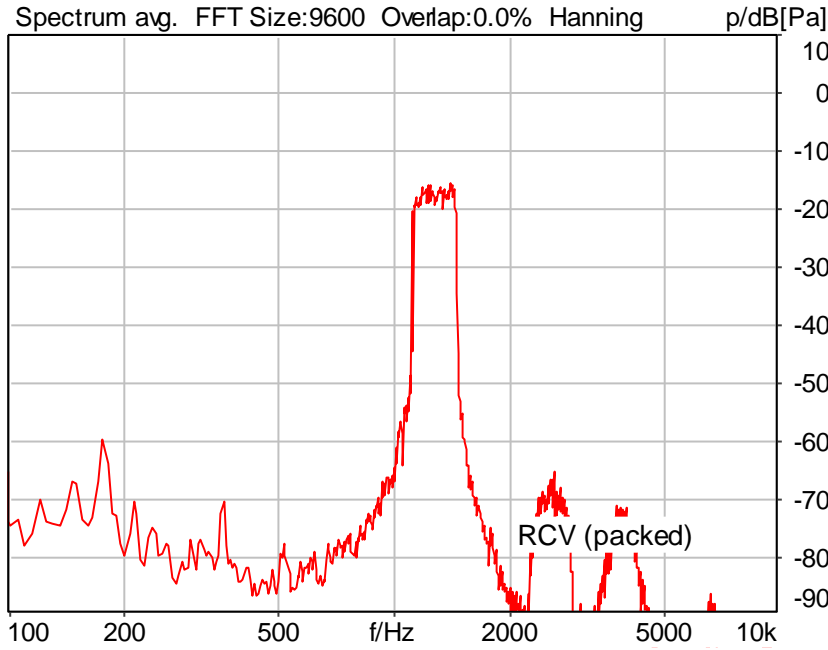
Limits

	lower
Run 1	20.00 dB



### 5.2 RCV Distortion and Noise - 1250 Hz NB

TIA-5050 (2018-01) \ Measurements \ Narrowband \ 5.2 Receive Distortion and Noise 2N change frequency range



Distortion (Noise) RCV (packed): 32.88 dB (2.27%) Ok

Ok

10/11/2023 11:20 AM ACQUA 5.1.200

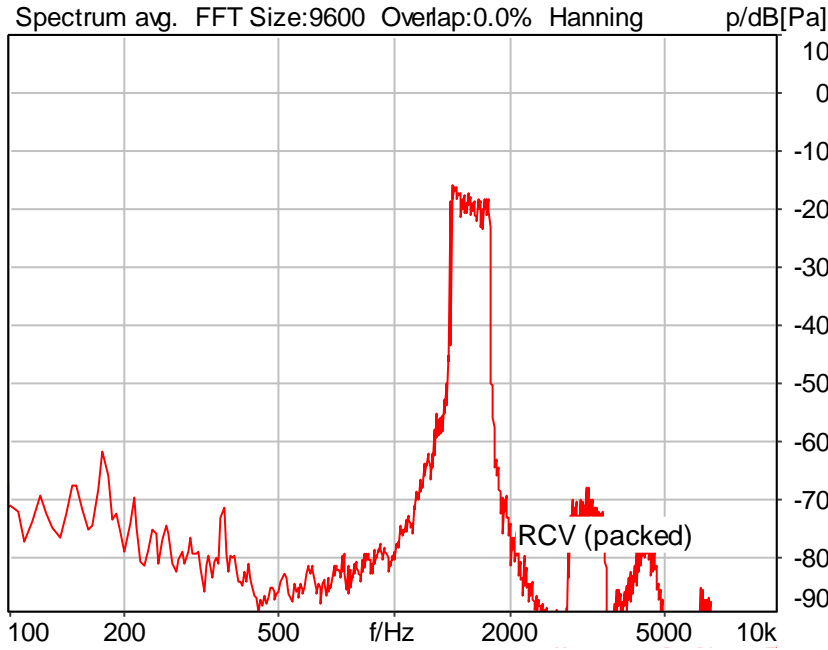
Limits

	lower
Run 1	20.00 dB



### 5.2 RCV Distortion and Noise - 1600 Hz NB

TIA-5050 (2018-01) \ Measurements \ Narrowband \ 5.2 Receive Distortion and Noise 2N change frequency range



Distortion (Noise) RCV (packed): 40.44 dB (0.95%) Ok

Ok

10/11/2023 11:21 AM ACQUA 5.1.200

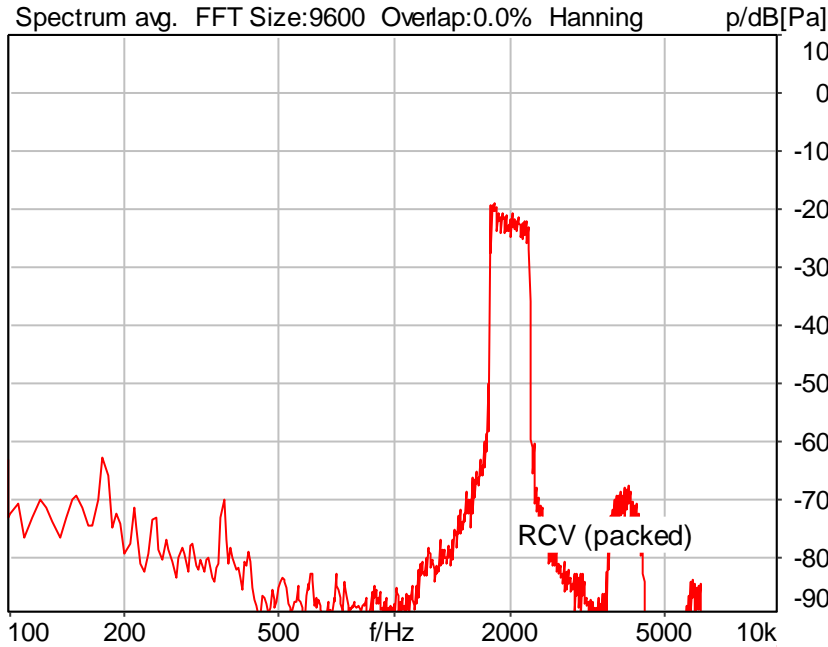
Limits

	lower
Run 1	20.00 dB



### 5.2 RCV Distortion and Noise - 2000 Hz NB

TIA-5050 (2018-01) \ Measurements \ Narrowband \ 5.2 Receive Distortion and Noise 2N change frequency range



Distortion (Noise) RCV (packed): 41.73 dB (0.82%) Ok

Ok

10/11/2023 11:21 AM ACQUA 5.1.200

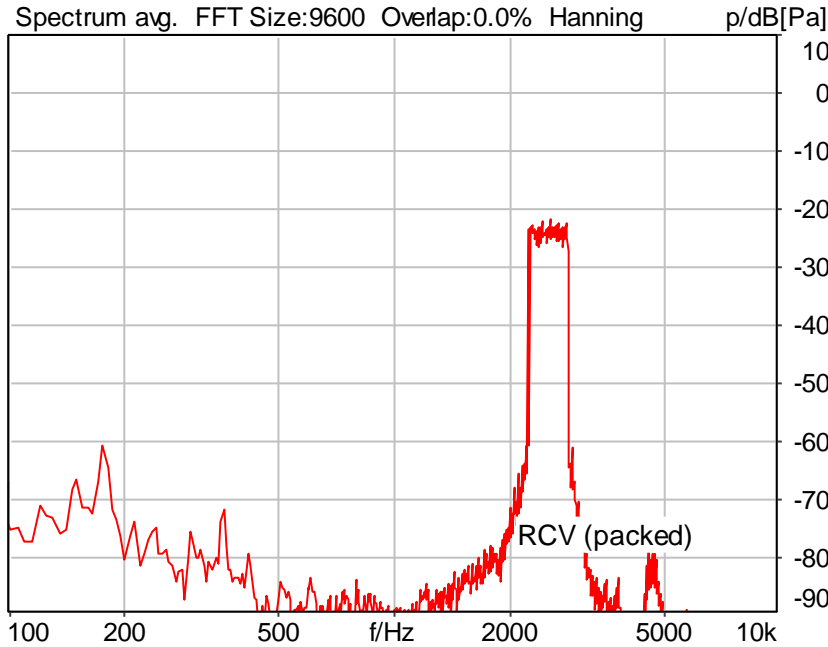
Limits

	lower
Run 1	20.00 dB



### 5.2 RCV Distortion and Noise - 2500 Hz NB

TIA-5050 (2018-01) \ Measurements \ Narrowband \ 5.2 Receive Distortion and Noise 2N change frequency range



Distortion (Noise) RCV (packed): 44.11 dB (0.62%) Ok

Ok

10/11/2023 11:22 AM ACQUA 5.1.200

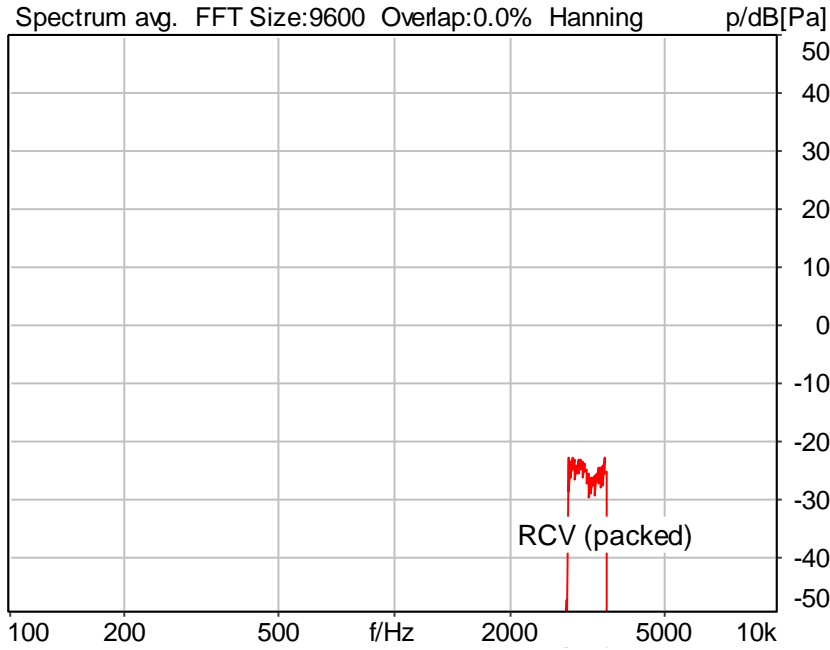
Limits

	lower
Run 1	20.00 dB



### 5.2 RCV Distortion and Noise - 3150 Hz NB

TIA-5050 (2018-01) \ Measurements \ Narrowband \ 5.2 Receive Distortion and Noise 2N change frequency range



Distortion (Noise) RCV (packed): 43.89 dB (0.64%) Ok

Ok

10/11/2023 11:22 AM ACQUA 5.1.200

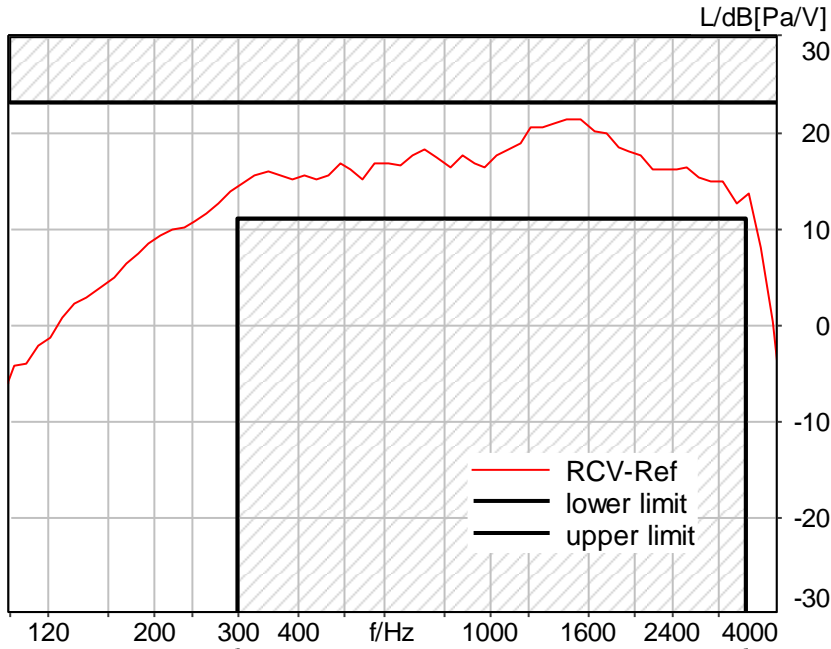
Limits

	lower
Run 1	20.00 dB



### 5.3 Frequency Response 8N FF HANB

TIA-5050 (2018-01) \ Measurements \ Narrowband



Absolute minimal distance  
1.65 dB at 3245.6 Hz Ok

Ok

10/11/2023 11:23 AM ACQUA 5.1.200

**Limits**

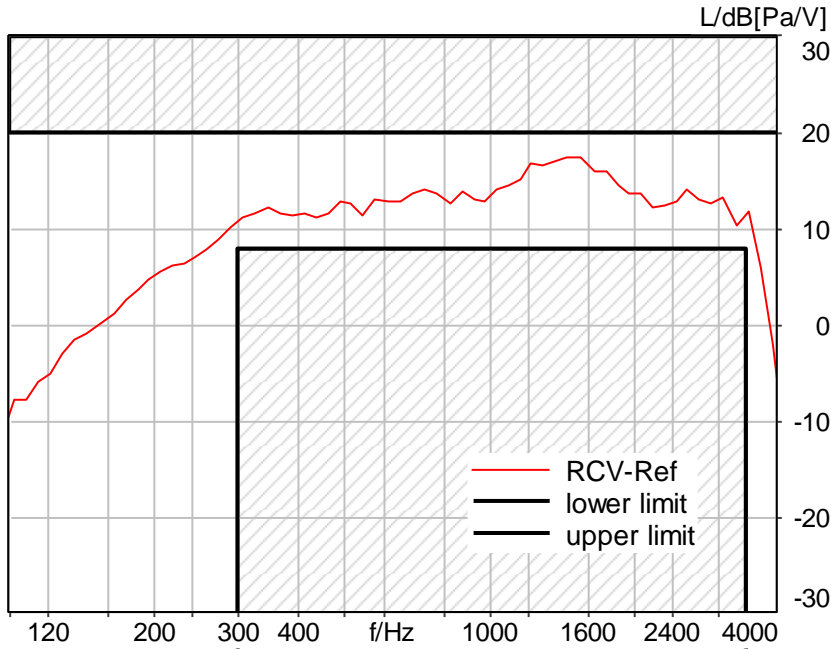
	<b>lower</b>
Run 1	Fit into tolerance





### 5.3 Frequency Response 2N FF HANB

TIA-5050 (2018-01) \ Measurements \ Narrowband



Absolute minimal distance  
2.43 dB at 1447.5 Hz Ok

Ok

10/11/2023 11:23 AM ACQUA 5.1.200

**Limits**

	<b>lower</b>
Run 1	Fit into tolerance



#6 LTE B26 EVS WB 24.4Kbps

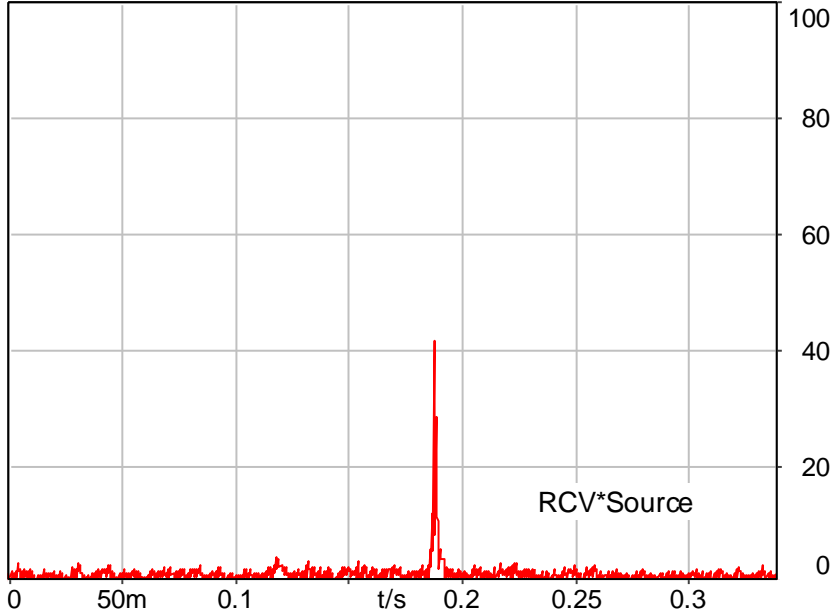
SMD	Status	Single Value Description	Single Value
Overall Receive Delay WB	Done	Delay (Cross) [ms]	188.8
5.1a Receive Volume Control Performance 8N WB	Ok	Speech Level [dB[SPL]]	89.37
5.1b Receive Volume Control Performance 2N WB	Ok	Speech Level [dB[SPL]]	88.54
5.2 RCV Distortion and Noise - 250 Hz WB	Ok	Distortion (Noise) [dB], 0.0 dB	25.30
5.2 RCV Distortion and Noise - 315 Hz WB	Ok	Distortion (Noise) [dB], 0.0 dB	23.51
5.2 RCV Distortion and Noise - 400 Hz WB	Ok	Distortion (Noise) [dB], 0.0 dB	22.63
5.2 RCV Distortion and Noise - 500 Hz WB	Ok	Distortion (Noise) [dB], 0.0 dB	30.78
5.2 RCV Distortion and Noise - 630 Hz WB	Ok	Distortion (Noise) [dB], 0.0 dB	38.05
5.2 RCV Distortion and Noise - 800 Hz WB	Ok	Distortion (Noise) [dB], 0.0 dB	41.28
5.2 RCV Distortion and Noise - 1000 Hz WB	Ok	Distortion (Noise) [dB], 0.0 dB	44.17
5.2 RCV Distortion and Noise - 1250 Hz WB	Ok	Distortion (Noise) [dB], 0.0 dB	33.18
5.2 RCV Distortion and Noise - 1600 Hz WB	Ok	Distortion (Noise) [dB], 0.0 dB	43.79
5.2 RCV Distortion and Noise - 2000 Hz WB	Ok	Distortion (Noise) [dB], 0.0 dB	41.21
5.2 RCV Distortion and Noise - 2500 Hz WB	Ok	Distortion (Noise) [dB], 0.0 dB	43.46
5.2 RCV Distortion and Noise - 3150 Hz WB	Ok	Distortion (Noise) [dB], 0.0 dB	42.22
5.2 RCV Distortion and Noise - 4000 Hz WB	Ok	Distortion (Noise) [dB], 0.0 dB	42.25
5.2 RCV Distortion and Noise - 5000 Hz WB	Ok	Distortion (Noise) [dB], 0.0 dB	40.26
5.2 RCV Distortion and Noise - 250 Hz WB	Ok	Distortion (Noise) [dB], 0.0 dB	25.27
5.2 RCV Distortion and Noise - 315 Hz WB	Ok	Distortion (Noise) [dB], 0.0 dB	23.68
5.2 RCV Distortion and Noise - 400 Hz WB	Ok	Distortion (Noise) [dB], 0.0 dB	22.84
5.2 RCV Distortion and Noise - 500 Hz WB	Ok	Distortion (Noise) [dB], 0.0 dB	30.98
5.2 RCV Distortion and Noise - 630 Hz WB	Ok	Distortion (Noise) [dB], 0.0 dB	38.11
5.2 RCV Distortion and Noise - 800 Hz WB	Ok	Distortion (Noise) [dB], 0.0 dB	41.22
5.2 RCV Distortion and Noise - 1000 Hz WB	Ok	Distortion (Noise) [dB], 0.0 dB	44.96
5.2 RCV Distortion and Noise - 1250 Hz WB	Ok	Distortion (Noise) [dB], 0.0 dB	34.14
5.2 RCV Distortion and Noise - 1600 Hz WB	Ok	Distortion (Noise) [dB], 0.0 dB	43.72
5.2 RCV Distortion and Noise - 2000 Hz WB	Ok	Distortion (Noise) [dB], 0.0 dB	41.31
5.2 RCV Distortion and Noise - 2500 Hz WB	Ok	Distortion (Noise) [dB], 0.0 dB	44.93
5.2 RCV Distortion and Noise - 3150 Hz WB	Ok	Distortion (Noise) [dB], 0.0 dB	44.60
5.2 RCV Distortion and Noise - 4000 Hz WB	Ok	Distortion (Noise) [dB], 0.0 dB	43.93
5.2 RCV Distortion and Noise - 5000 Hz WB	Ok	Distortion (Noise) [dB], 0.0 dB	39.39
5.3 Frequency Response 8N FF	Ok	Min. dist. to tolerance scheme [dB], 4870.0 Hz	2.41
5.3 Frequency Response 2N FF	Ok	Min. dist. to tolerance scheme [dB], 4369.4 Hz	1.61



### Overall Receive Delay WB

TIA-5050 (2018-01) \ Measurements \ Wideband \ Preparation - Delay measurement

Cross correlation avg. FFT Size:131072 Overlap:0.0% Envelope %



Delay (Cross): 188.8 ms

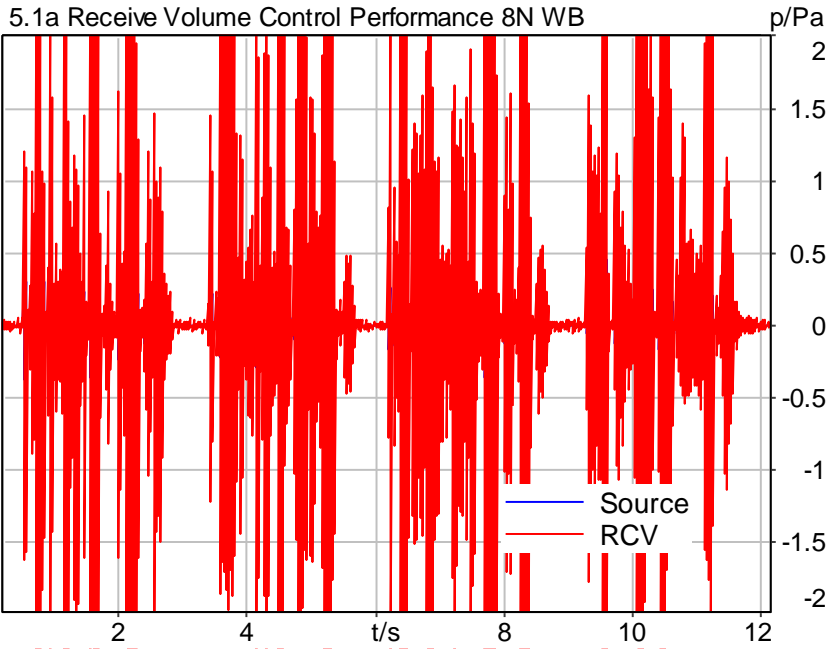
10/11/2023 12:39 PM ACQUA 5.1.200

Unmodified HEAD acoustics Measurement Descriptor



### 5.1a Receive Volume Control Performance 8N WB

TIA-5050 (2018-01) \ Measurements \ Wideband



Speech Level RCV: 89.37 dB[SPL], Act.: 59.82% Ok

**Ok**

10/11/2023 12:39 PM ACQUA 5.1.200

Unmodified HEAD acoustics Measurement Descriptor

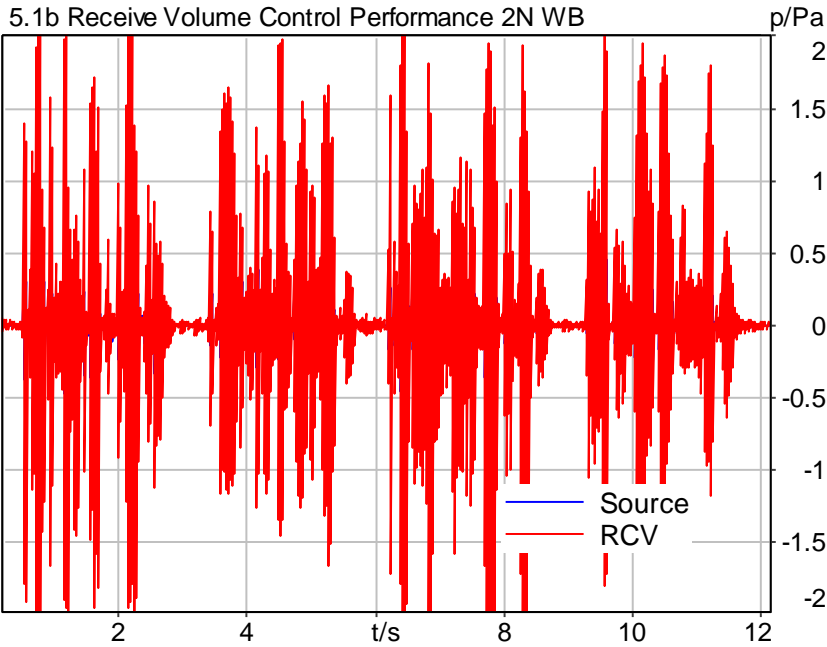
**Limits**

	<b>lower</b>
Run 1	88.00 dB20uPa



### 5.1b Receive Volume Control Performance 2N WB

TIA-5050 (2018-01) \ Measurements \ Wideband



Speech Level RCV: 88.54 dB[SPL], Act.: 26.55% Ok

**Ok**

10/11/2023 12:40 PM ACQUA 5.1.200

Unmodified HEAD acoustics Measurement Descriptor

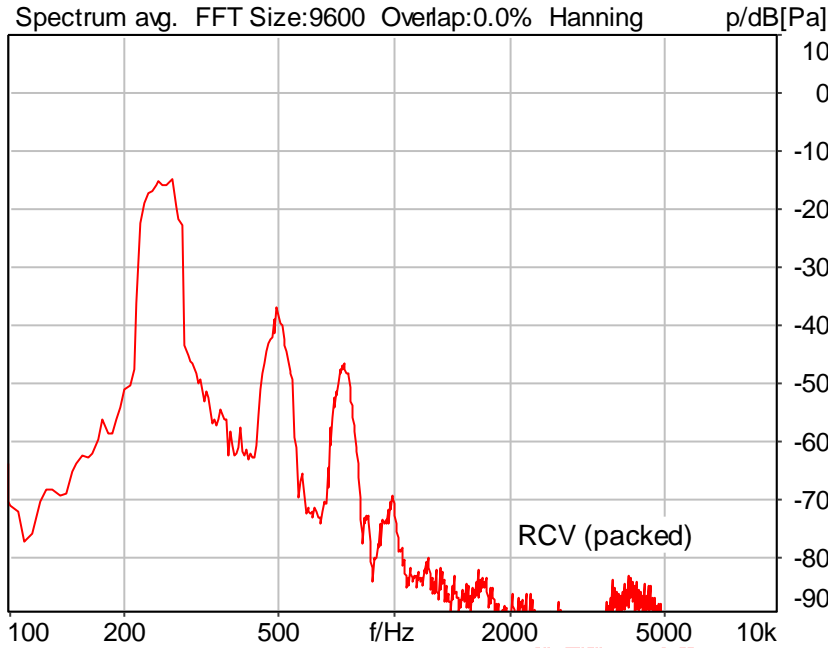
**Limits**

	<b>lower</b>
Run 1	76.00 dB20uPa



### 5.2 RCV Distortion and Noise - 250 Hz WB

TIA-5050 (2018-01) \ Measurements \ Wideband \ 5.2 Receive Distortion and Noise 8N change frequency range



Distortion (Noise) RCV (packed): 25.30 dB (5.43%) Ok

Ok

10/11/2023 12:41 PM ACQUA 5.1.200

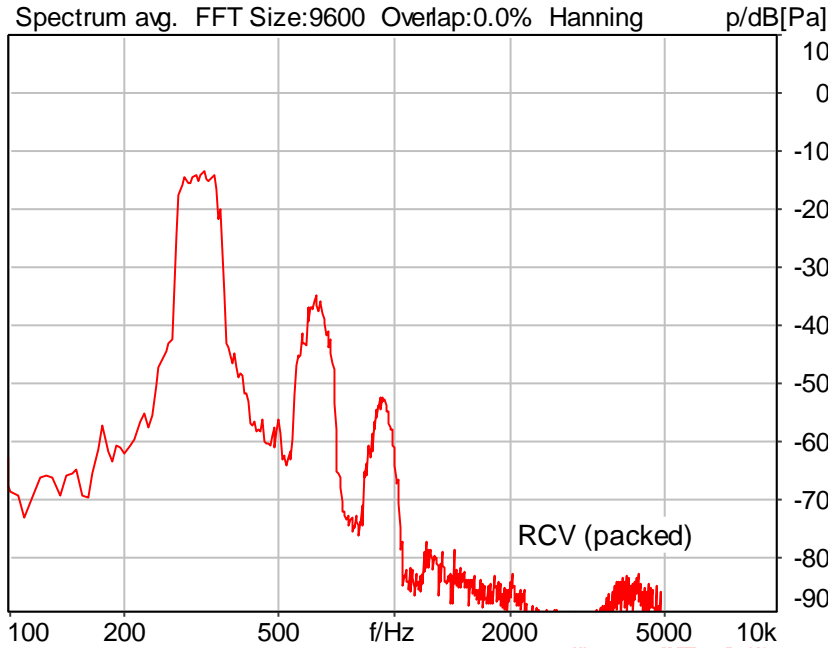
Limits

	lower
Run 1	20.00 dB



### 5.2 RCV Distortion and Noise - 315 Hz WB

TIA-5050 (2018-01) \ Measurements \ Wideband \ 5.2 Receive Distortion and Noise 8N change frequency range



Distortion (Noise) RCV (packed): 23.51 dB (6.68%) Ok

Ok

10/11/2023 12:41 PM ACQUA 5.1.200

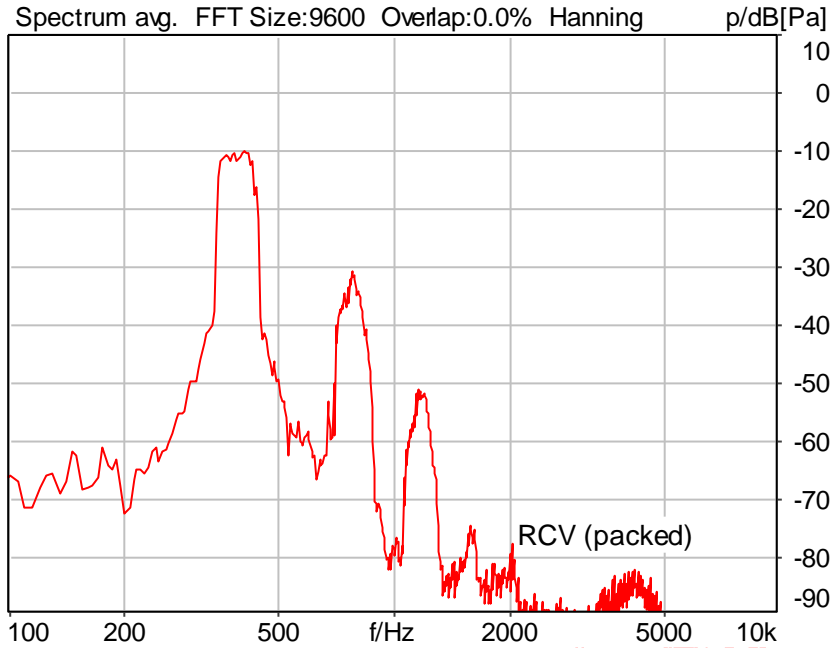
Limits

	lower
Run 1	20.00 dB



### 5.2 RCV Distortion and Noise - 400 Hz WB

TIA-5050 (2018-01) \ Measurements \ Wideband \ 5.2 Receive Distortion and Noise 8N change frequency range



Distortion (Noise) RCV (packed): 22.63 dB (7.39%) Ok

Ok

10/11/2023 12:42 PM ACQUA 5.1.200

Limits

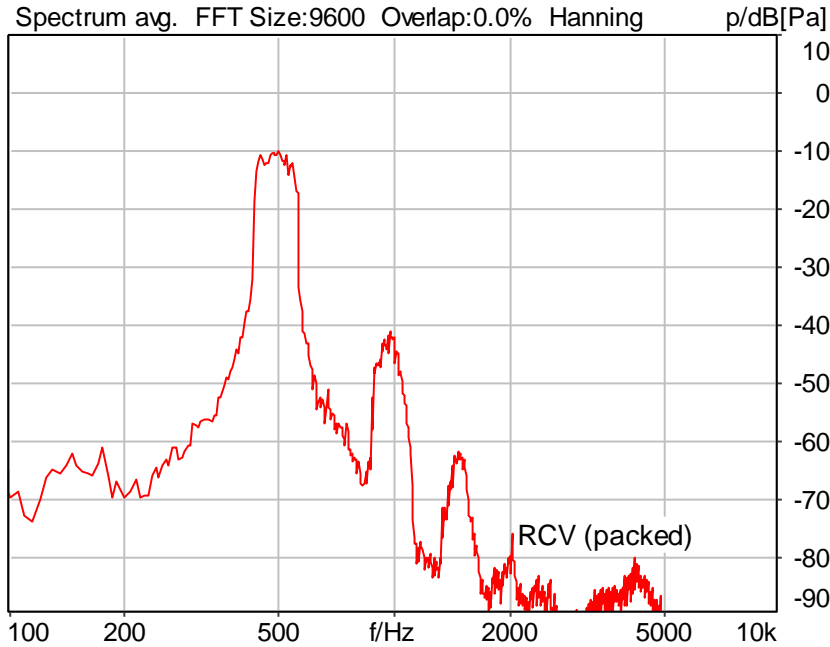
	lower
Run 1	20.00 dB





### 5.2 RCV Distortion and Noise - 500 Hz WB

TIA-5050 (2018-01) \ Measurements \ Wideband \ 5.2 Receive Distortion and Noise 8N change frequency range



Distortion (Noise) RCV (packed): 30.78 dB (2.89%) Ok

Ok

10/11/2023 12:42 PM ACQUA 5.1.200

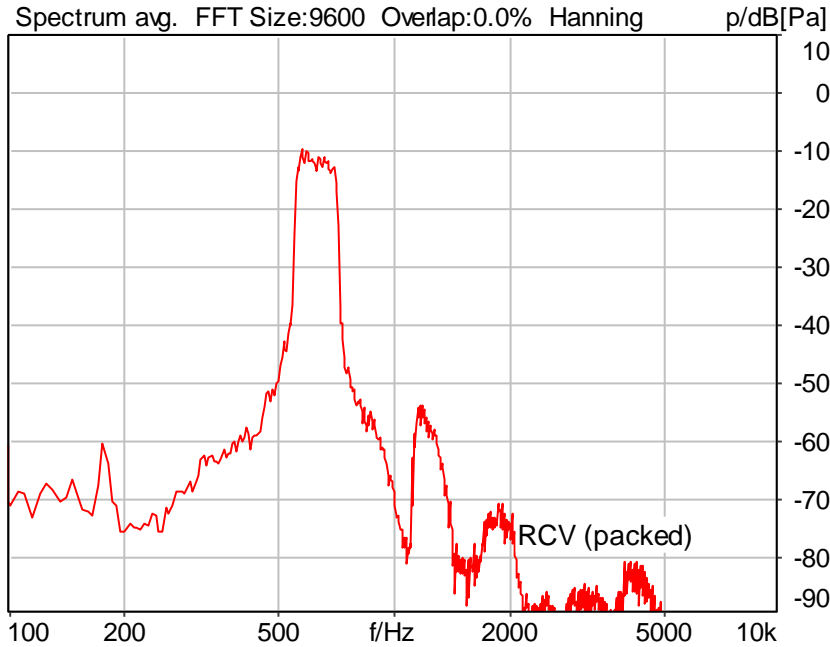
Limits

	lower
Run 1	20.00 dB



### 5.2 RCV Distortion and Noise - 630 Hz WB

TIA-5050 (2018-01) \ Measurements \ Wideband \ 5.2 Receive Distortion and Noise 8N change frequency range



Distortion (Noise) RCV (packed): 38.05 dB (1.25%) Ok

Ok

10/11/2023 12:42 PM ACQUA 5.1.200

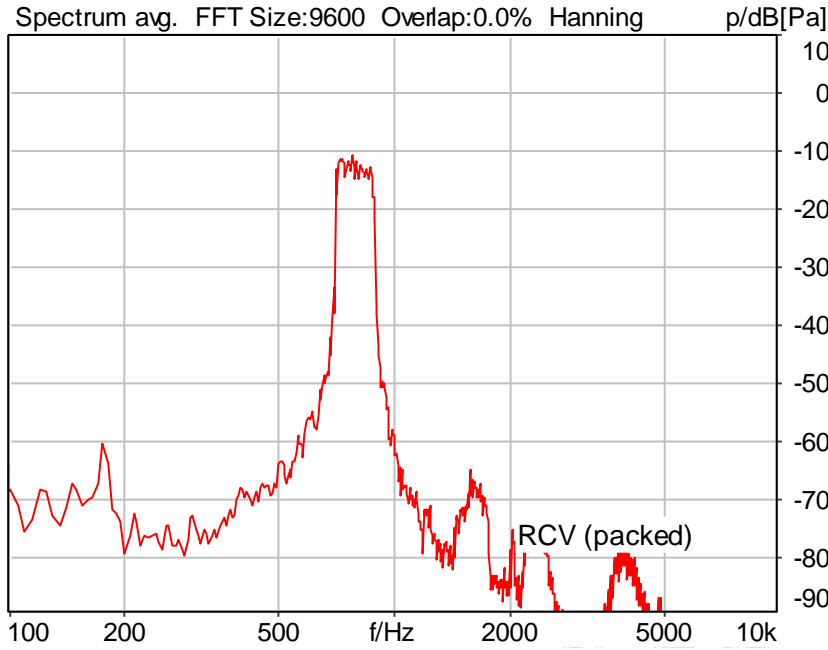
Limits

	lower
Run 1	20.00 dB



### 5.2 RCV Distortion and Noise - 800 Hz WB

TIA-5050 (2018-01) \ Measurements \ Wideband \ 5.2 Receive Distortion and Noise 8N change frequency range



Distortion (Noise) RCV (packed): 41.28 dB (0.86%) Ok

Ok

10/11/2023 12:43 PM ACQUA 5.1.200

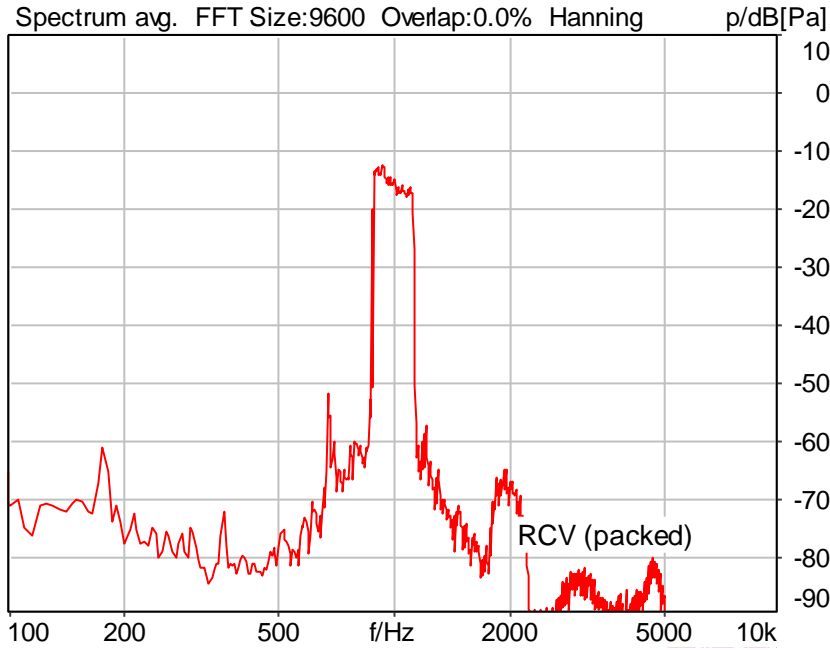
Limits

	lower
Run 1	20.00 dB



### 5.2 RCV Distortion and Noise - 1000 Hz WB

TIA-5050 (2018-01) \ Measurements \ Wideband \ 5.2 Receive Distortion and Noise 8N change frequency range



Distortion (Noise) RCV (packed): 44.17 dB (0.62%) Ok

Ok

10/11/2023 12:43 PM ACQUA 5.1.200

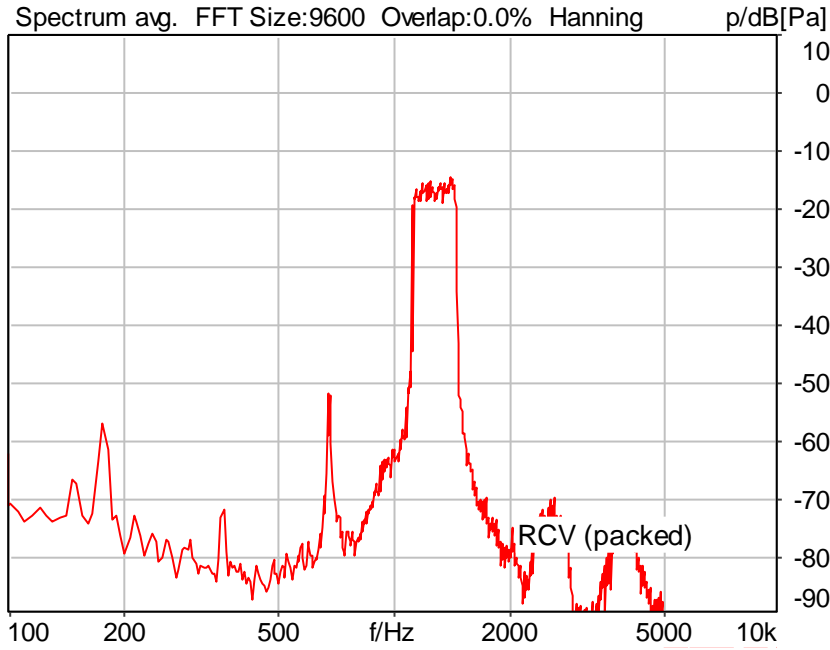
Limits

	lower
Run 1	20.00 dB



### 5.2 RCV Distortion and Noise - 1250 Hz WB

TIA-5050 (2018-01) \ Measurements \ Wideband \ 5.2 Receive Distortion and Noise 8N change frequency range



Distortion (Noise) RCV (packed): 33.18 dB (2.19%) Ok

Ok

10/11/2023 12:44 PM ACQUA 5.1.200

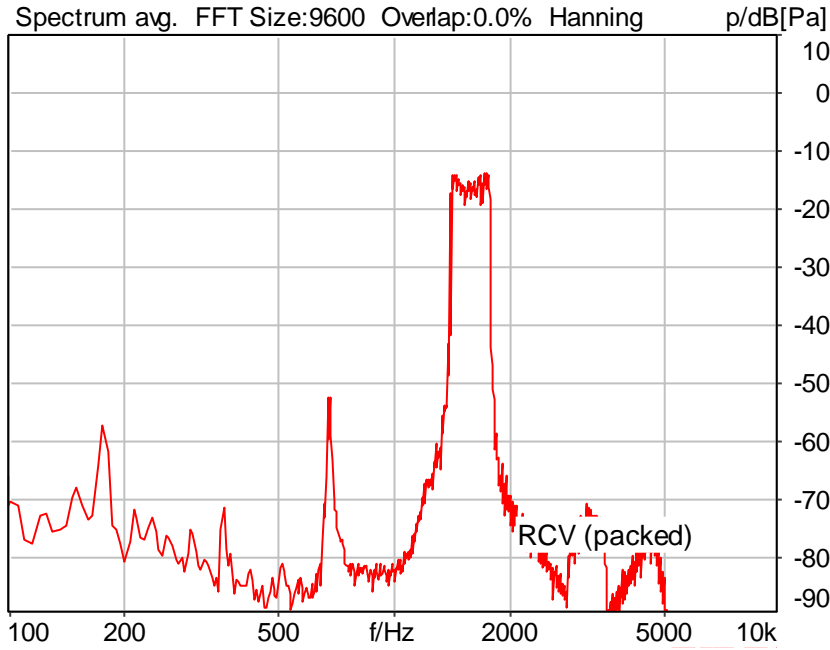
Limits

	lower
Run 1	20.00 dB



### 5.2 RCV Distortion and Noise - 1600 Hz WB

TIA-5050 (2018-01) \ Measurements \ Wideband \ 5.2 Receive Distortion and Noise 8N change frequency range



Distortion (Noise) RCV (packed): 43.79 dB (0.65%) Ok

Ok

10/11/2023 12:44 PM ACQUA 5.1.200

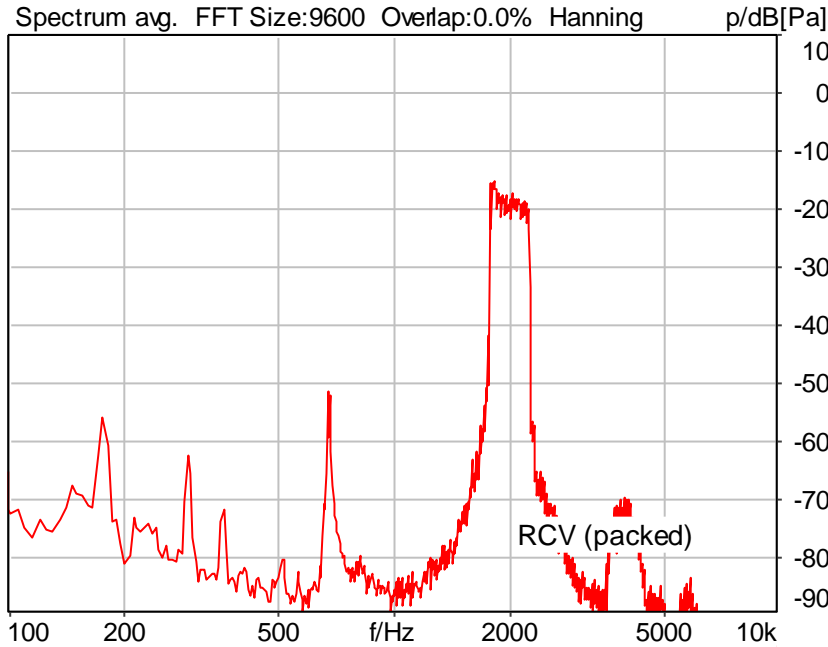
Limits

	lower
Run 1	20.00 dB



### 5.2 RCV Distortion and Noise - 2000 Hz WB

TIA-5050 (2018-01) \ Measurements \ Wideband \ 5.2 Receive Distortion and Noise 8N change frequency range



Distortion (Noise) RCV (packed): 41.21 dB (0.87%) Ok

Ok

10/11/2023 12:45 PM ACQUA 5.1.200

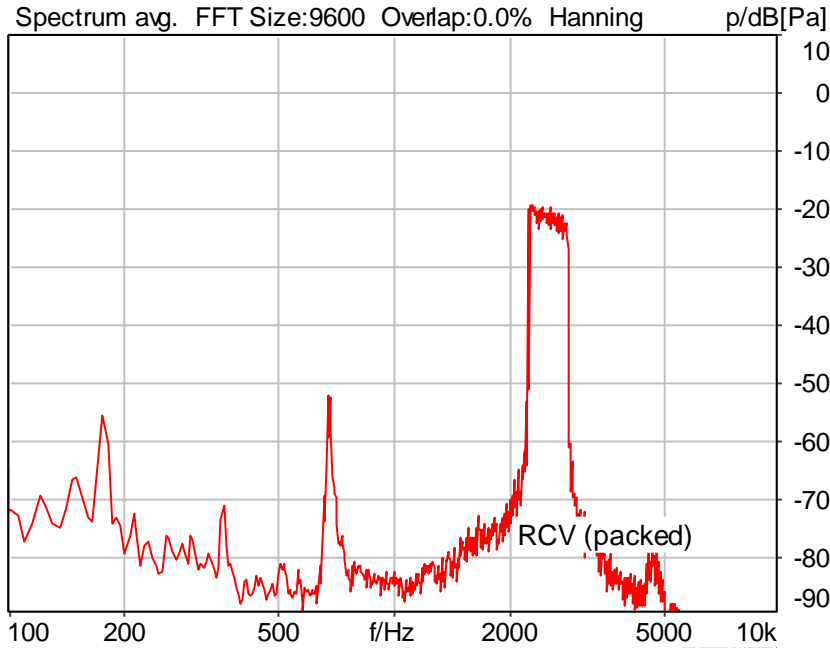
Limits

	lower
Run 1	20.00 dB



### 5.2 RCV Distortion and Noise - 2500 Hz WB

TIA-5050 (2018-01) \ Measurements \ Wideband \ 5.2 Receive Distortion and Noise 8N change frequency range



Distortion (Noise) RCV (packed): 43.46 dB (0.67%) Ok

Ok

10/11/2023 12:45 PM ACQUA 5.1.200

Limits

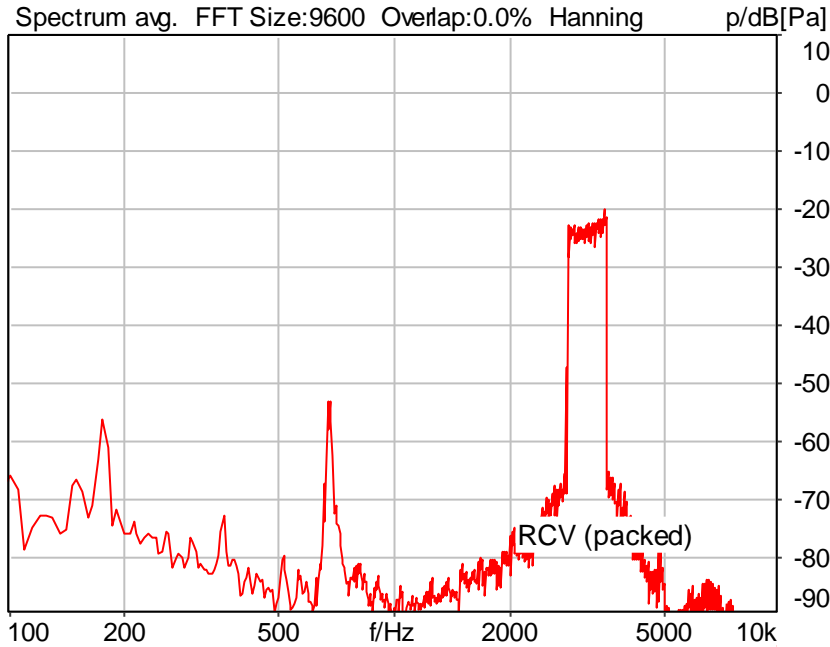
	lower
Run 1	20.00 dB





### 5.2 RCV Distortion and Noise - 3150 Hz WB

TIA-5050 (2018-01) \ Measurements \ Wideband \ 5.2 Receive Distortion and Noise 8N change frequency range



Distortion (Noise) RCV (packed): 42.22 dB (0.77%) Ok

Ok

10/11/2023 12:46 PM ACQUA 5.1.200

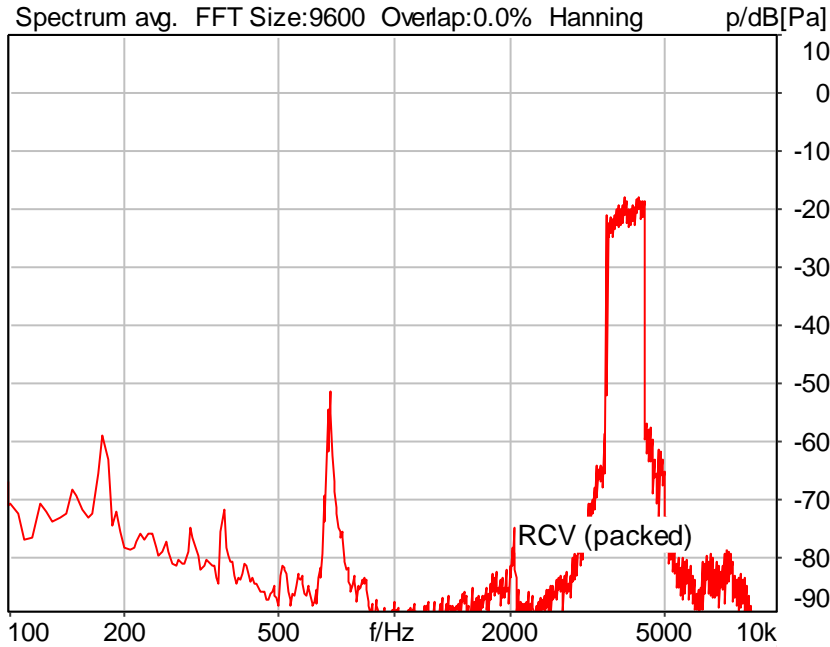
Limits

	lower
Run 1	20.00 dB



### 5.2 RCV Distortion and Noise - 4000 Hz WB

TIA-5050 (2018-01) \ Measurements \ Wideband \ 5.2 Receive Distortion and Noise 8N change frequency range



Distortion (Noise) RCV (packed): 42.25 dB (0.77%) Ok

Ok

10/11/2023 12:46 PM ACQUA 5.1.200

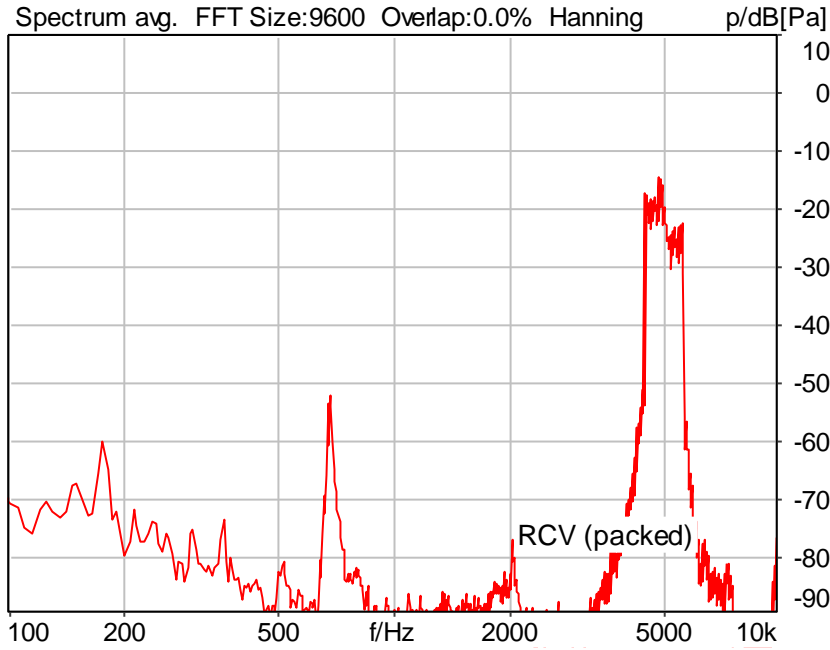
Limits

	lower
Run 1	20.00 dB



### 5.2 RCV Distortion and Noise - 5000 Hz WB

TIA-5050 (2018-01) \ Measurements \ Wideband \ 5.2 Receive Distortion and Noise 8N change frequency range



Distortion (Noise) RCV (packed): 40.26 dB (0.97%) Ok

Ok

10/11/2023 12:46 PM ACQUA 5.1.200

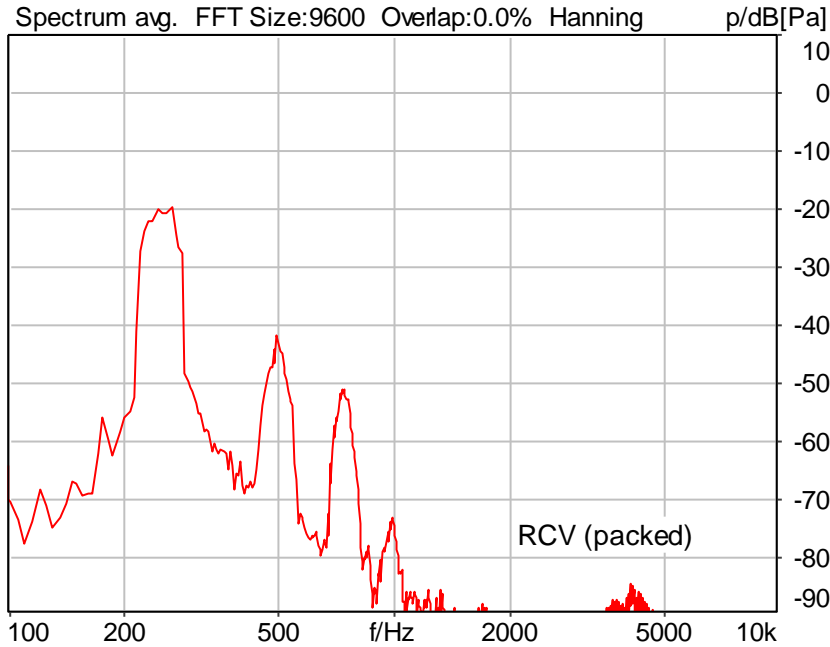
Limits

	lower
Run 1	20.00 dB



### 5.2 RCV Distortion and Noise - 250 Hz WB

TIA-5050 (2018-01) \ Measurements \ Wideband \ 5.2 Receive Distortion and Noise 2N change frequency range



Distortion (Noise) RCV (packed): 25.27 dB (5.45%) Ok

Ok

10/11/2023 12:47 PM ACQUA 5.1.200

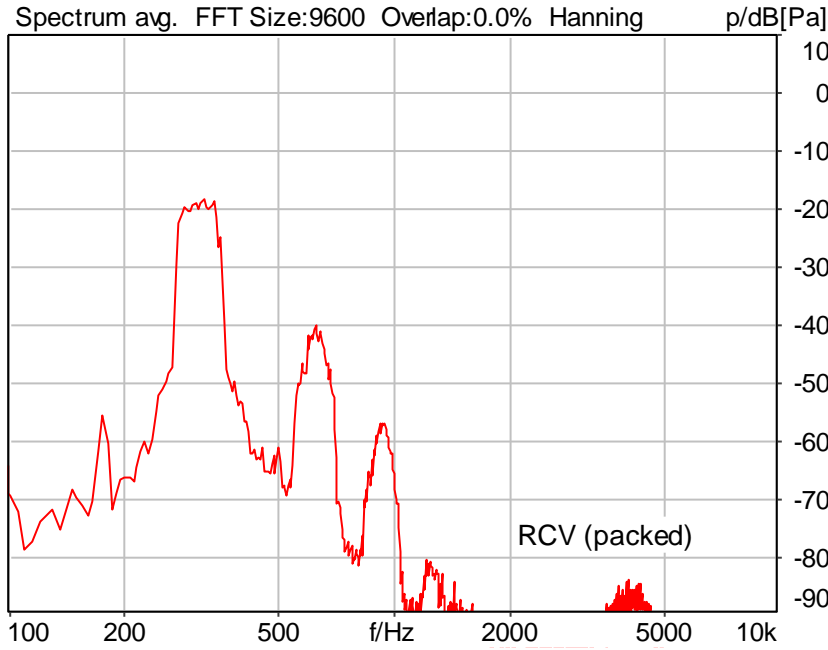
Limits

	lower
Run 1	20.00 dB



### 5.2 RCV Distortion and Noise - 315 Hz WB

TIA-5050 (2018-01) \ Measurements \ Wideband \ 5.2 Receive Distortion and Noise 2N change frequency range



Distortion (Noise) RCV (packed): 23.68 dB (6.55%) Ok

Ok

10/11/2023 12:48 PM ACQUA 5.1.200

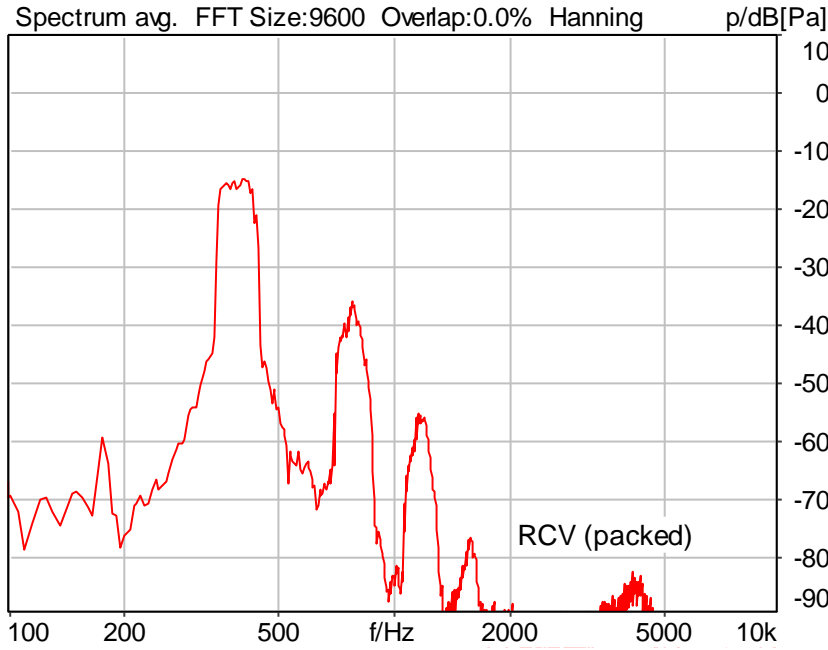
Limits

	lower
Run 1	20.00 dB



### 5.2 RCV Distortion and Noise - 400 Hz WB

TIA-5050 (2018-01) \ Measurements \ Wideband \ 5.2 Receive Distortion and Noise 2N change frequency range



Distortion (Noise) RCV (packed): 22.84 dB (7.21%) Ok

Ok

10/11/2023 12:48 PM ACQUA 5.1.200

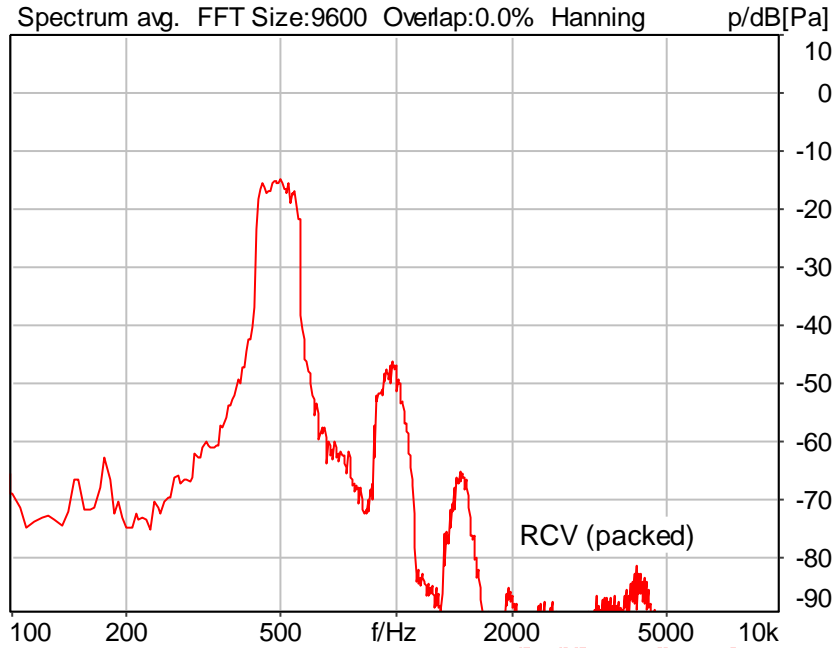
Limits

	lower
Run 1	20.00 dB



### 5.2 RCV Distortion and Noise - 500 Hz WB

TIA-5050 (2018-01) \ Measurements \ Wideband \ 5.2 Receive Distortion and Noise 2N change frequency range



Distortion (Noise) RCV (packed): 30.98 dB (2.83%) Ok

Ok

10/11/2023 12:49 PM ACQUA 5.1.200

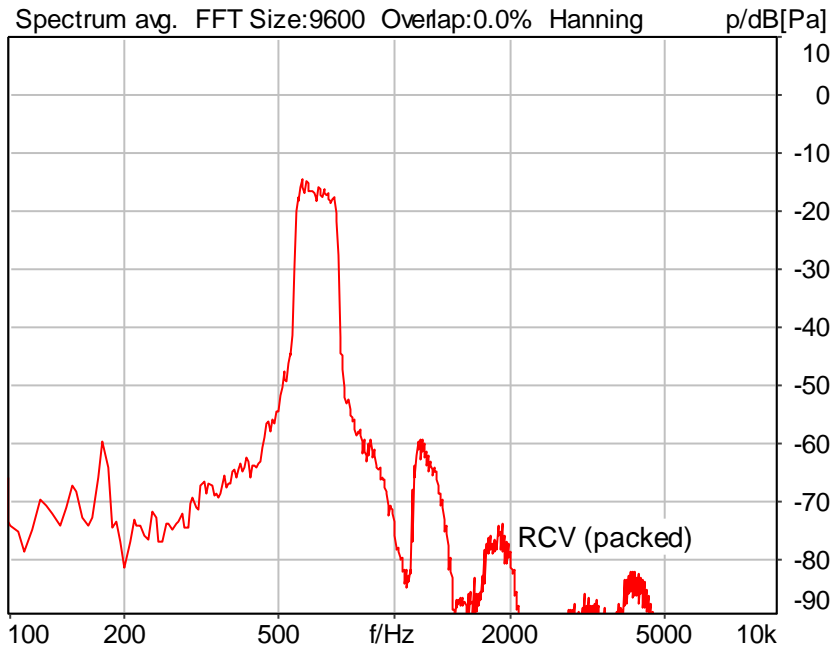
Limits

	lower
Run 1	20.00 dB



### 5.2 RCV Distortion and Noise - 630 Hz WB

TIA-5050 (2018-01) \ Measurements \ Wideband \ 5.2 Receive Distortion and Noise 2N change frequency range



Distortion (Noise) RCV (packed): 38.11 dB (1.24%) Ok

Ok

10/11/2023 12:49 PM ACQUA 5.1.200

Limits

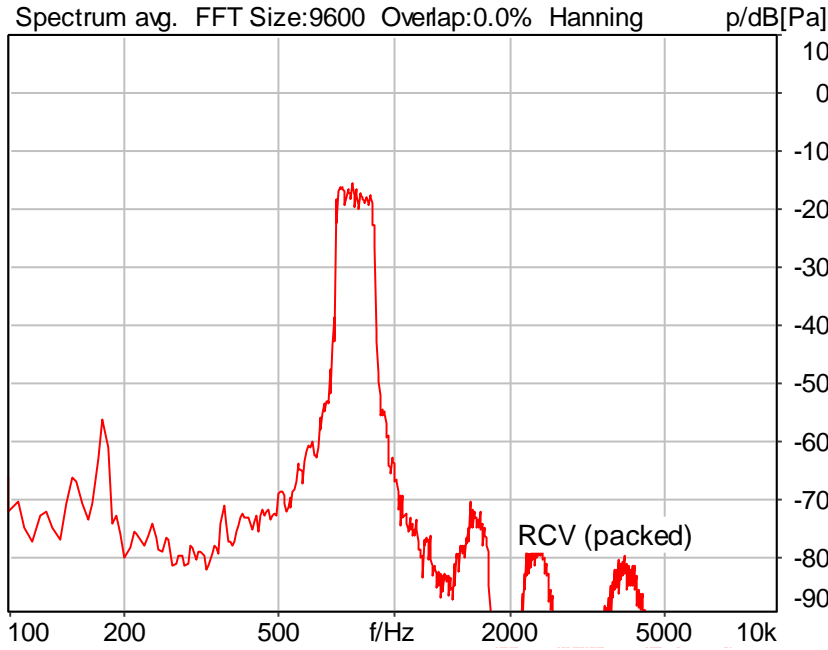
	lower
Run 1	20.00 dB





### 5.2 RCV Distortion and Noise - 800 Hz WB

TIA-5050 (2018-01) \ Measurements \ Wideband \ 5.2 Receive Distortion and Noise 2N change frequency range



Distortion (Noise) RCV (packed): 41.22 dB (0.87%) Ok

Ok

10/11/2023 12:49 PM ACQUA 5.1.200

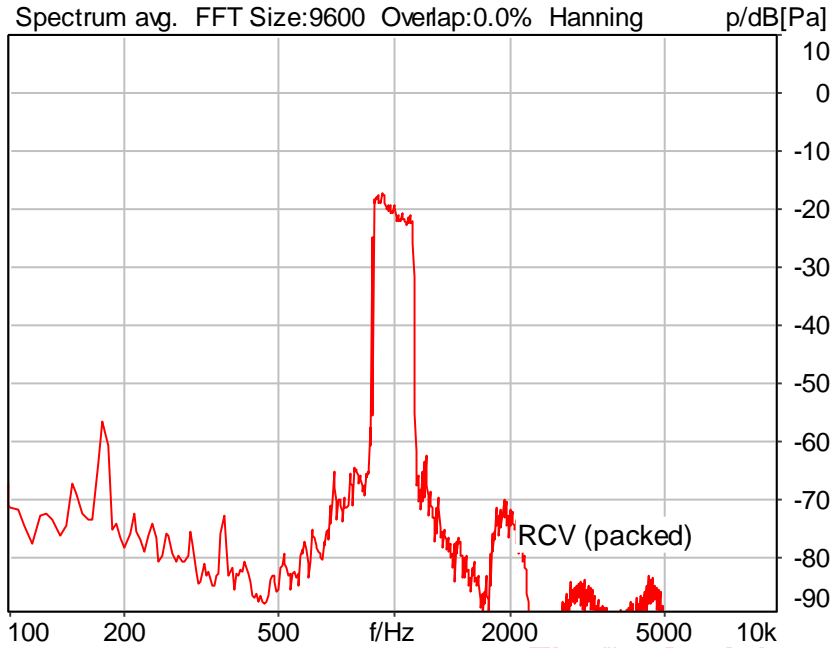
Limits

	lower
Run 1	20.00 dB



### 5.2 RCV Distortion and Noise - 1000 Hz WB

TIA-5050 (2018-01) \ Measurements \ Wideband \ 5.2 Receive Distortion and Noise 2N change frequency range



Distortion (Noise) RCV (packed): 44.96 dB (0.56%) Ok

Ok

10/11/2023 12:50 PM ACQUA 5.1.200

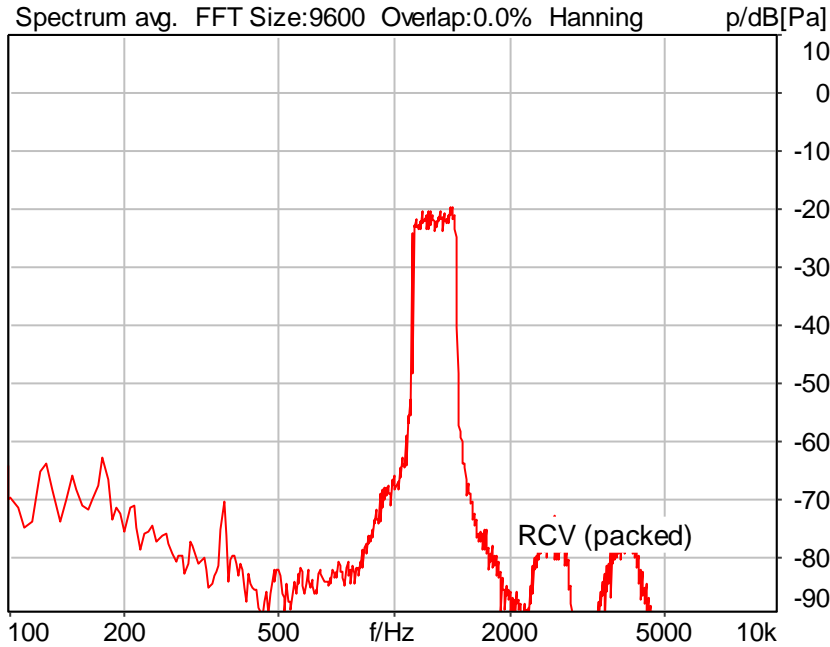
Limits

	lower
Run 1	20.00 dB



### 5.2 RCV Distortion and Noise - 1250 Hz WB

TIA-5050 (2018-01) \ Measurements \ Wideband \ 5.2 Receive Distortion and Noise 2N change frequency range



Distortion (Noise) RCV (packed): 34.14 dB (1.96%) Ok

Ok

10/11/2023 12:50 PM ACQUA 5.1.200

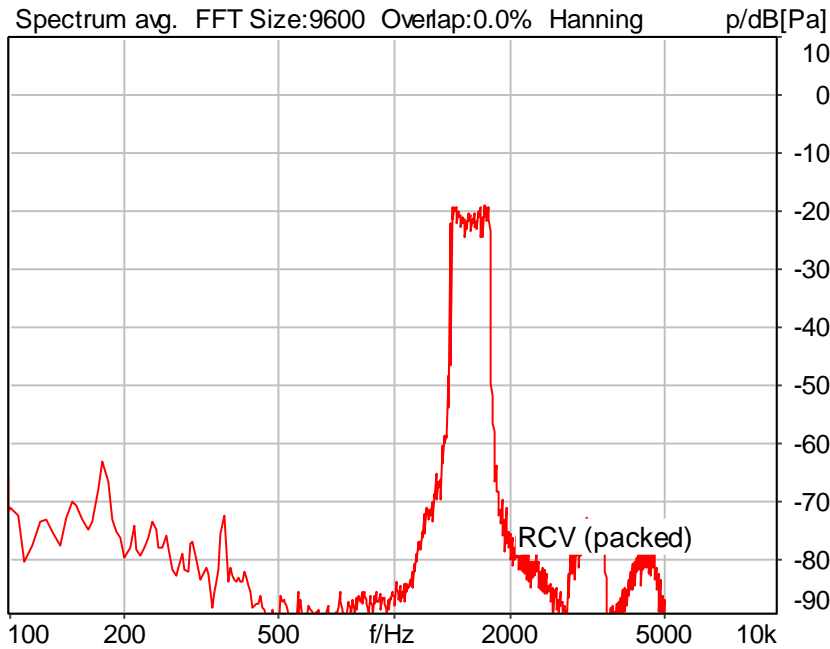
Limits

	lower
Run 1	20.00 dB



### 5.2 RCV Distortion and Noise - 1600 Hz WB

TIA-5050 (2018-01) \ Measurements \ Wideband \ 5.2 Receive Distortion and Noise 2N change frequency range



Distortion (Noise) RCV (packed): 43.72 dB (0.65%) Ok

Ok

10/11/2023 12:51 PM ACQUA 5.1.200

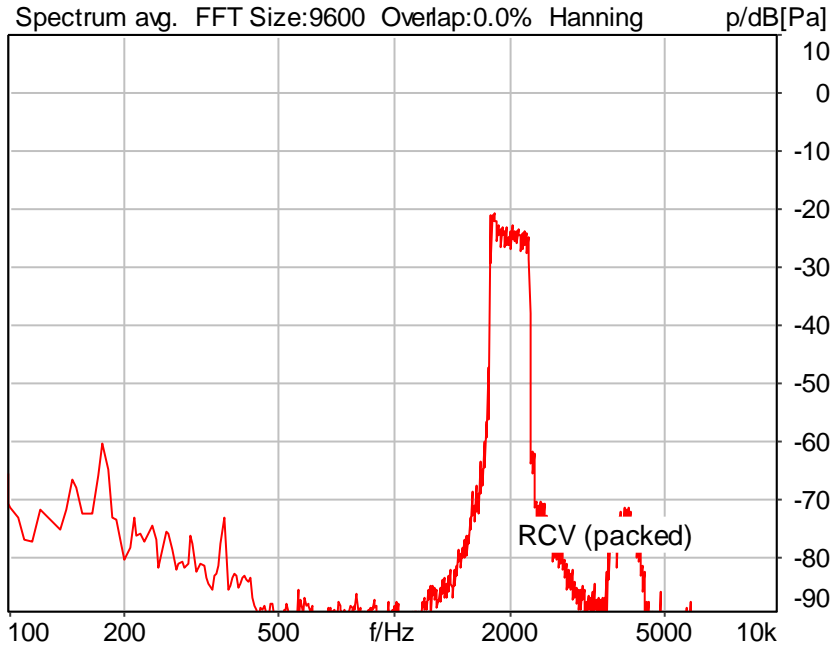
Limits

	lower
Run 1	20.00 dB



### 5.2 RCV Distortion and Noise - 2000 Hz WB

TIA-5050 (2018-01) \ Measurements \ Wideband \ 5.2 Receive Distortion and Noise 2N change frequency range



Distortion (Noise) RCV (packed): 41.31 dB (0.86%) Ok

Ok

10/11/2023 12:51 PM ACQUA 5.1.200

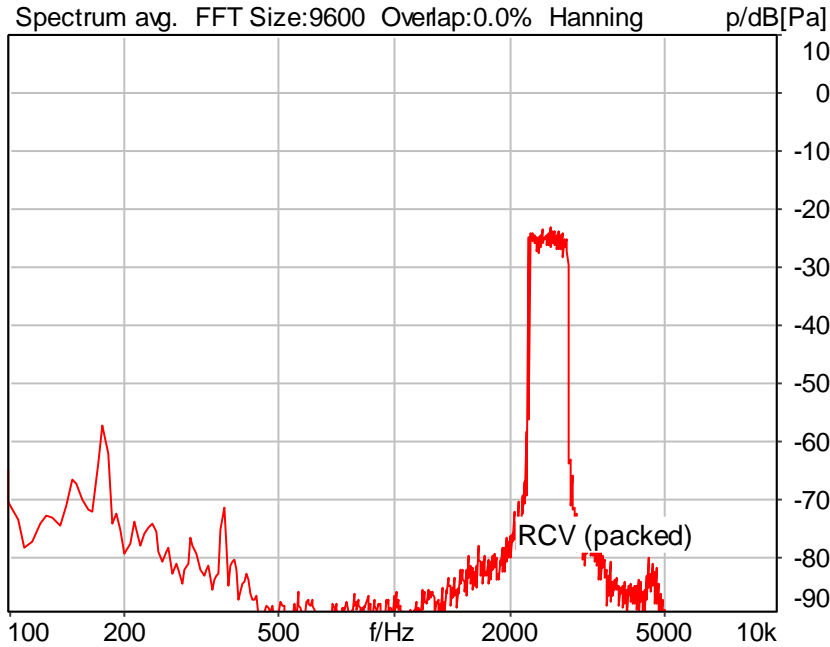
Limits

	lower
Run 1	20.00 dB



### 5.2 RCV Distortion and Noise - 2500 Hz WB

TIA-5050 (2018-01) \ Measurements \ Wideband \ 5.2 Receive Distortion and Noise 2N change frequency range



Distortion (Noise) RCV (packed): 44.93 dB (0.57%) Ok

Ok

10/11/2023 12:52 PM ACQUA 5.1.200

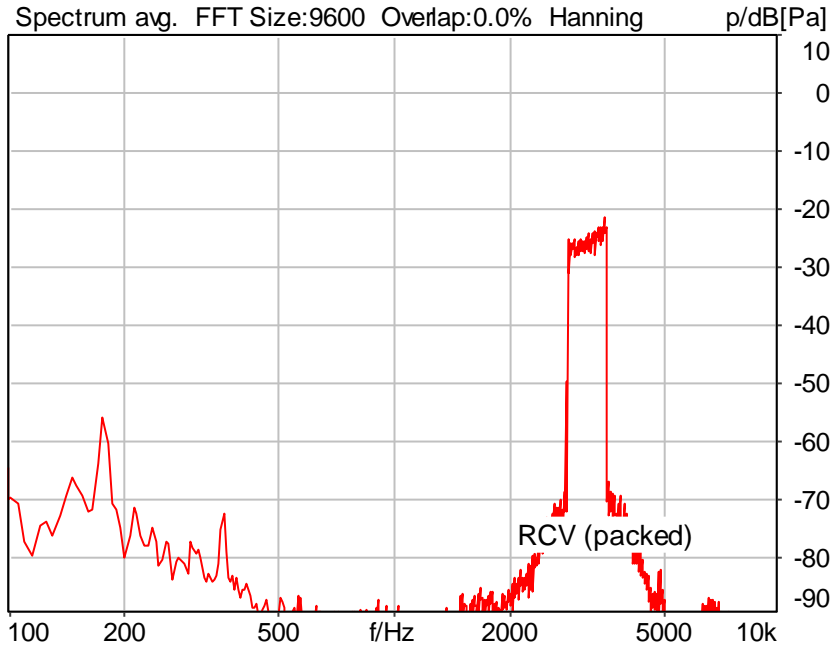
Limits

	lower
Run 1	20.00 dB



### 5.2 RCV Distortion and Noise - 3150 Hz WB

TIA-5050 (2018-01) \ Measurements \ Wideband \ 5.2 Receive Distortion and Noise 2N change frequency range



Distortion (Noise) RCV (packed): 44.60 dB (0.59%) Ok

Ok

10/11/2023 12:52 PM ACQUA 5.1.200

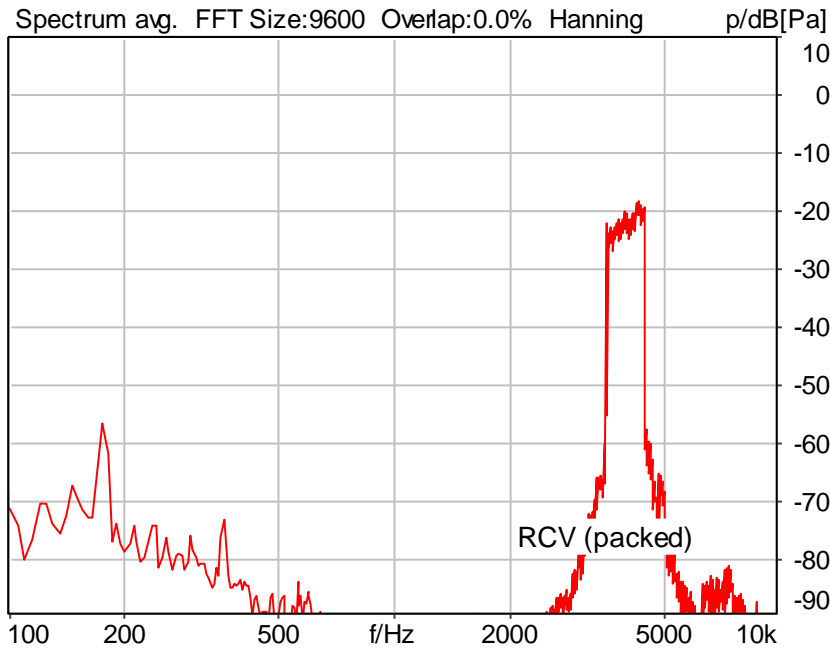
Limits

	lower
Run 1	20.00 dB



### 5.2 RCV Distortion and Noise - 4000 Hz WB

TIA-5050 (2018-01) \ Measurements \ Wideband \ 5.2 Receive Distortion and Noise 2N change frequency range



Distortion (Noise) RCV (packed): 43.93 dB (0.64%) Ok

Ok

10/11/2023 12:52 PM ACQUA 5.1.200

Limits

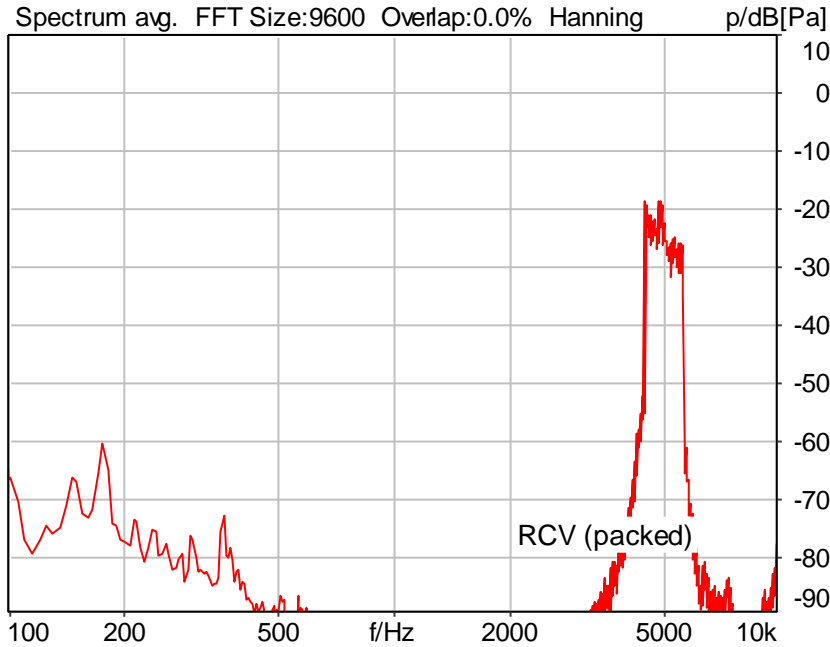
	lower
Run 1	20.00 dB





### 5.2 RCV Distortion and Noise - 5000 Hz WB

TIA-5050 (2018-01) \ Measurements \ Wideband \ 5.2 Receive Distortion and Noise 2N change frequency range



Distortion (Noise) RCV (packed): 39.39 dB (1.07%) Ok

Ok

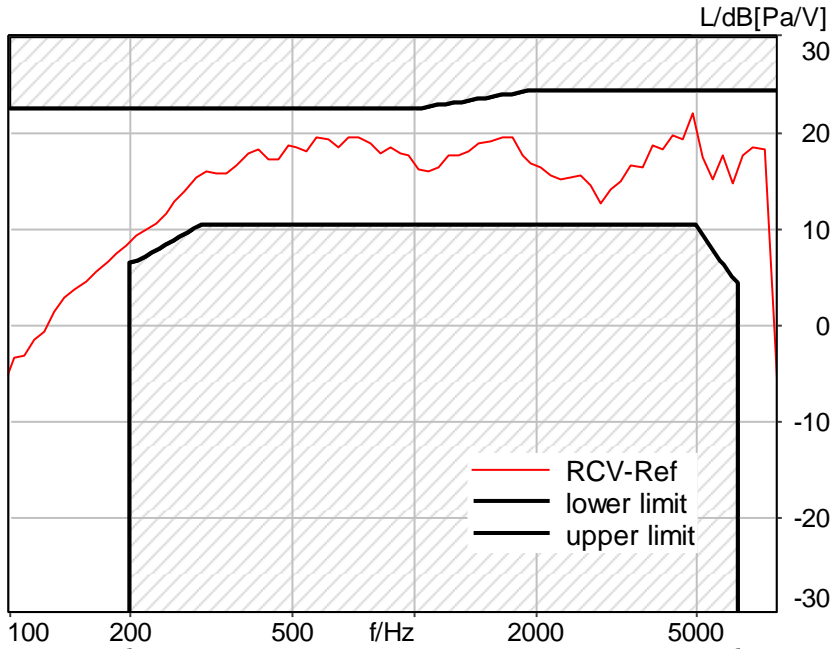
10/11/2023 12:53 PM ACQUA 5.1.200

Limits

	lower
Run 1	20.00 dB

### 5.3 Frequency Response 8N FF

TIA-5050 (2018-01) \ Measurements \ Wideband



Absolute minimal distance  
2.41 dB at 4870.0 Hz Ok

**Ok**

10/11/2023 12:53 PM ACQUA 5.1.200  
Unmodified HEAD acoustics Measurement Descriptor

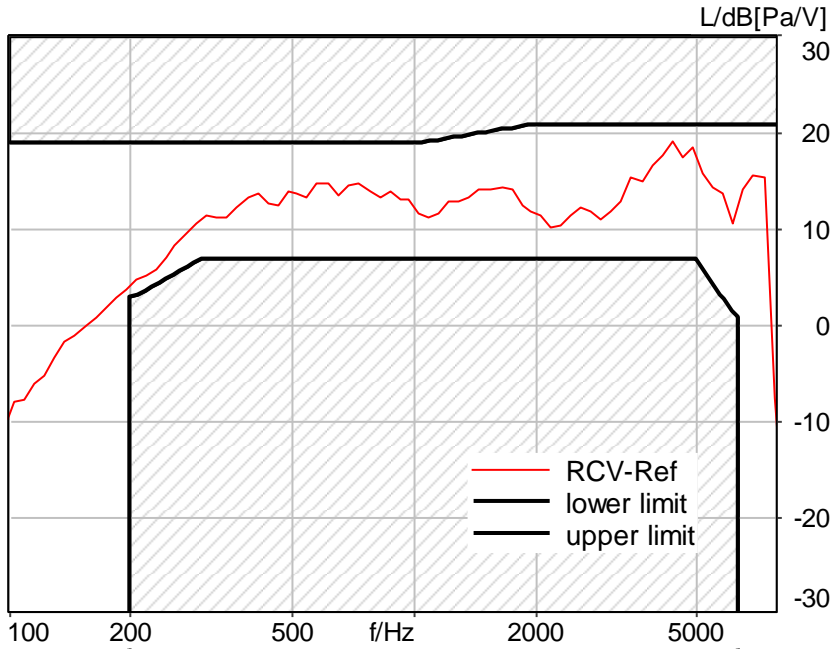
**Limits**

	<b>lower</b>
Run 1	Fit into tolerance



### 5.3 Frequency Response 2N FF

TIA-5050 (2018-01) \ Measurements \ Wideband



Absolute minimal distance  
1.61 dB at 4369.4 Hz Ok

Ok

10/11/2023 12:54 PM ACQUA 5.1.200

**Limits**

	<b>lower</b>
Run 1	Fit into tolerance



#7 LTE B30 EVS NB 24.4Kbps

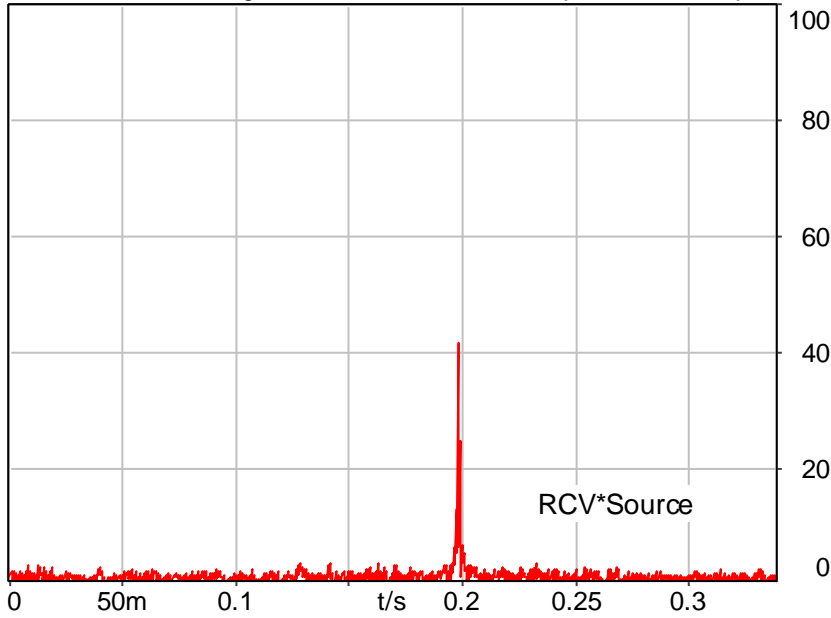
SMD	Status	Single Value Description	Single Value
Overall Receive Delay NB	Done	Delay (Cross) [ms]	198.5
5.1a Receive Volume Control Performance 8N NB	Ok	Speech Level [dB[SPL]]	89.74
5.1b Receive Volume Control Performance 2N NB	Ok	Speech Level [dB[SPL]]	88.03
5.2 RCV Distortion and Noise - 400 Hz NB	Ok	Distortion (Noise) [dB], 0.0 dB	22.90
5.2 RCV Distortion and Noise - 500 Hz NB	Ok	Distortion (Noise) [dB], 0.0 dB	31.54
5.2 RCV Distortion and Noise - 630 Hz NB	Ok	Distortion (Noise) [dB], 0.0 dB	37.98
5.2 RCV Distortion and Noise - 800 Hz NB	Ok	Distortion (Noise) [dB], 0.0 dB	40.30
5.2 RCV Distortion and Noise - 1000 Hz NB	Ok	Distortion (Noise) [dB], 0.0 dB	41.06
5.2 RCV Distortion and Noise - 1250 Hz NB	Ok	Distortion (Noise) [dB], 0.0 dB	31.93
5.2 RCV Distortion and Noise - 1600 Hz NB	Ok	Distortion (Noise) [dB], 0.0 dB	40.16
5.2 RCV Distortion and Noise - 2000 Hz NB	Ok	Distortion (Noise) [dB], 0.0 dB	41.85
5.2 RCV Distortion and Noise - 2500 Hz NB	Ok	Distortion (Noise) [dB], 0.0 dB	42.88
5.2 RCV Distortion and Noise - 3150 Hz NB	Ok	Distortion (Noise) [dB], 0.0 dB	42.22
5.2 RCV Distortion and Noise - 400 Hz NB	Ok	Distortion (Noise) [dB], 0.0 dB	23.19
5.2 RCV Distortion and Noise - 500 Hz NB	Ok	Distortion (Noise) [dB], 0.0 dB	31.79
5.2 RCV Distortion and Noise - 630 Hz NB	Ok	Distortion (Noise) [dB], 0.0 dB	37.97
5.2 RCV Distortion and Noise - 800 Hz NB	Ok	Distortion (Noise) [dB], 0.0 dB	41.07
5.2 RCV Distortion and Noise - 1000 Hz NB	Ok	Distortion (Noise) [dB], 0.0 dB	42.67
5.2 RCV Distortion and Noise - 1250 Hz NB	Ok	Distortion (Noise) [dB], 0.0 dB	32.79
5.2 RCV Distortion and Noise - 1600 Hz NB	Ok	Distortion (Noise) [dB], 0.0 dB	40.22
5.2 RCV Distortion and Noise - 2000 Hz NB	Ok	Distortion (Noise) [dB], 0.0 dB	41.62
5.2 RCV Distortion and Noise - 2500 Hz NB	Ok	Distortion (Noise) [dB], 0.0 dB	44.22
5.2 RCV Distortion and Noise - 3150 Hz NB	Ok	Distortion (Noise) [dB], 0.0 dB	43.59
5.3 Frequency Response 8N FF HANB	Ok	Min. dist. to tolerance scheme [dB], 3245.6 Hz	1.00
5.3 Frequency Response 2N FF HANB	Ok	Min. dist. to tolerance scheme [dB], 1447.5 Hz	2.50



**Overall Receive Delay NB**

TIA-5050 (2018-01) \ Measurements \ Narrowband \ Preparation - Delay measurement

Cross correlation avg. FFT Size:131072 Overlap:0.0% Envelope %



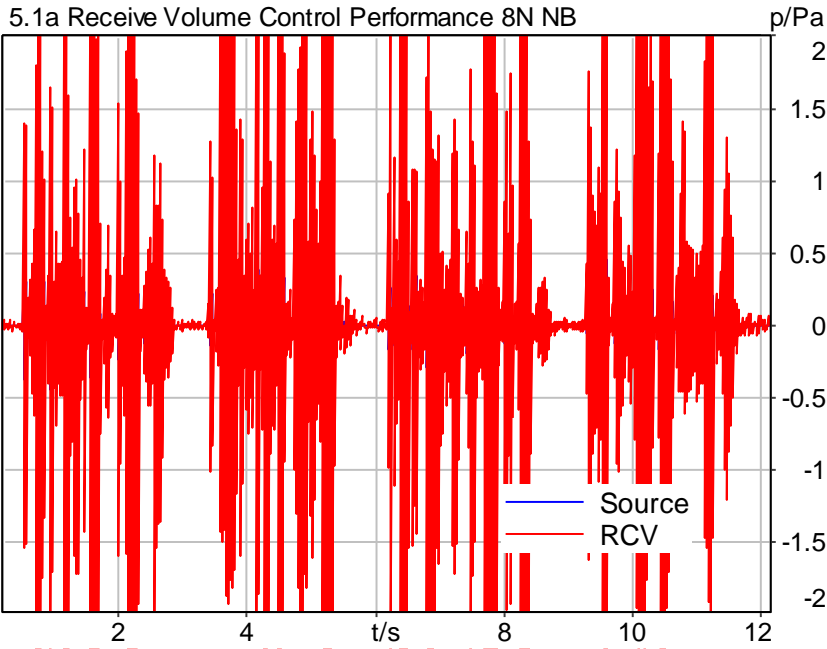
Delay (Cross): 198.5 ms

10/11/2023 1:23 PM ACQUA 5.1.200



### 5.1a Receive Volume Control Performance 8N NB

TIA-5050 (2018-01) \ Measurements \ Narrowband



Speech Level RCV: 89.74 dB[SPL], Act.: 52.51% Ok

Ok

10/11/2023 1:23 PM ACQUA 5.1.200

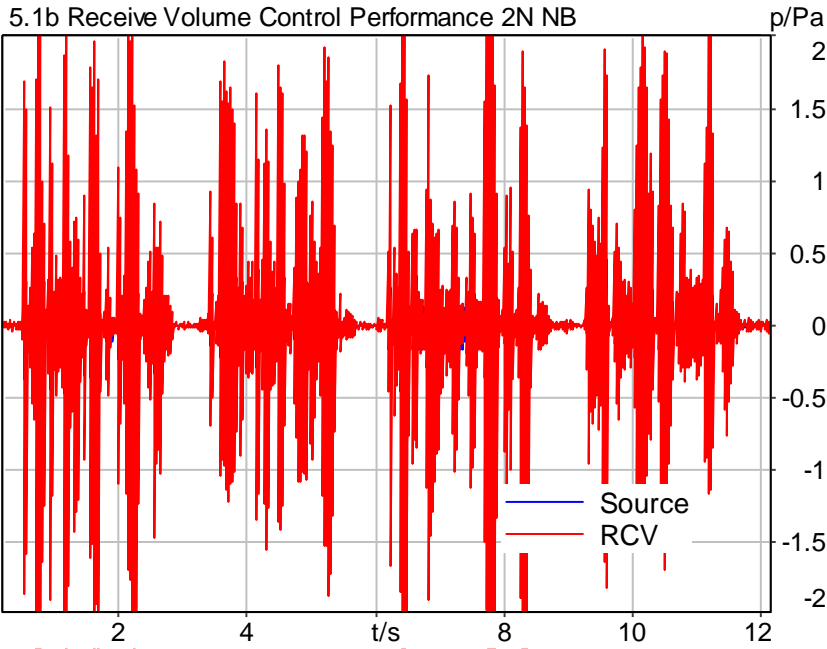
**Limits**

	lower
Run 1	88.00 dB20uPa



### 5.1b Receive Volume Control Performance 2N NB

TIA-5050 (2018-01) \ Measurements \ Narrowband



Speech Level RCV: 88.03 dB[SPL], Act.: 29.67% Ok

**Ok**

10/11/2023 1:24 PM ACQUA 5.1.200

Unmodified HEAD acoustics Measurement Descriptor

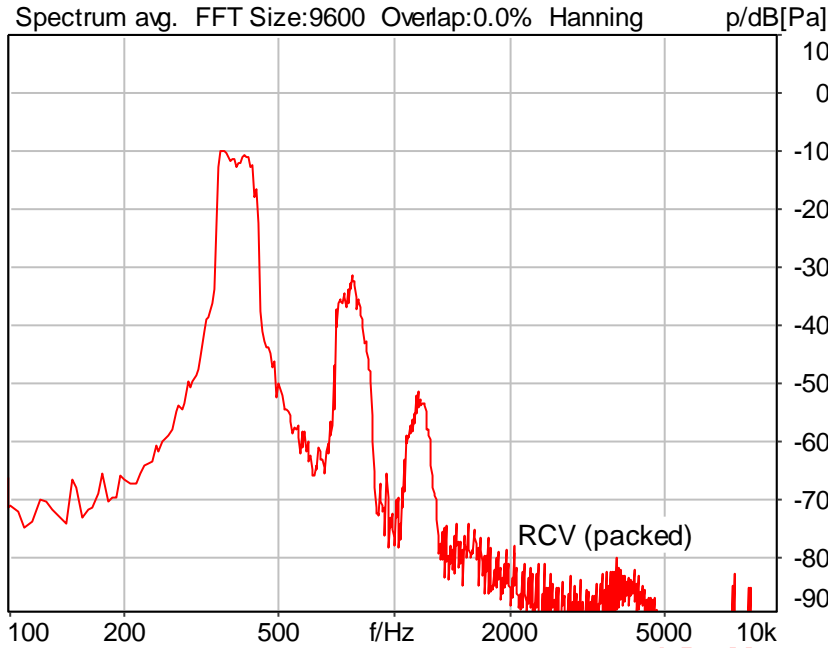
**Limits**

	<b>lower</b>
Run 1	76.00 dB20uPa



### 5.2 RCV Distortion and Noise - 400 Hz NB

TIA-5050 (2018-01) \ Measurements \ Narrowband \ 5.2 Receive Distortion and Noise 8N change frequency range



Distortion (Noise) RCV (packed): 22.90 dB (7.16%) Ok

Ok

10/11/2023 1:24 PM ACQUA 5.1.200

Limits

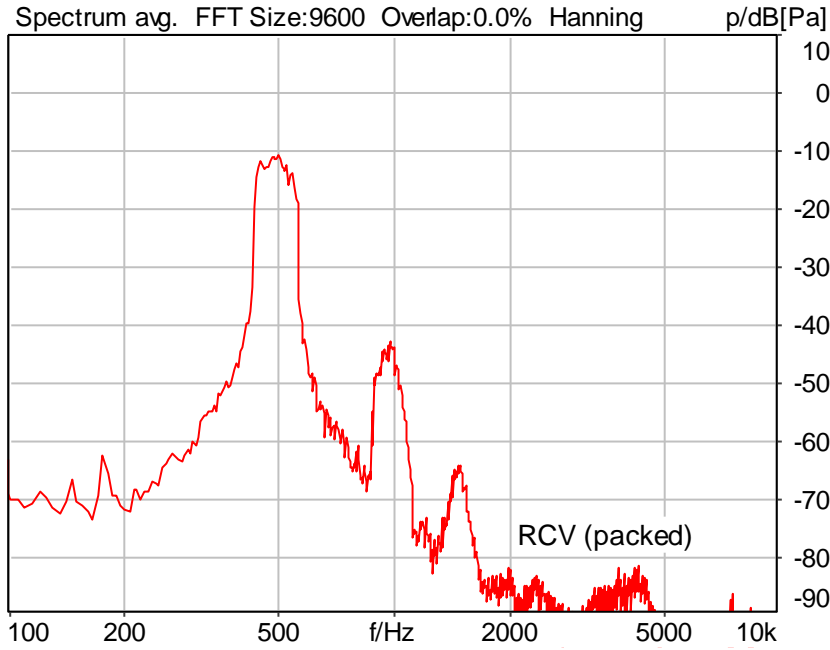
	lower
Run 1	20.00 dB





### 5.2 RCV Distortion and Noise - 500 Hz NB

TIA-5050 (2018-01) \ Measurements \ Narrowband \ 5.2 Receive Distortion and Noise 8N change frequency range



Distortion (Noise) RCV (packed): 31.54 dB (2.65%) Ok

Ok

10/11/2023 1:25 PM ACQUA 5.1.200

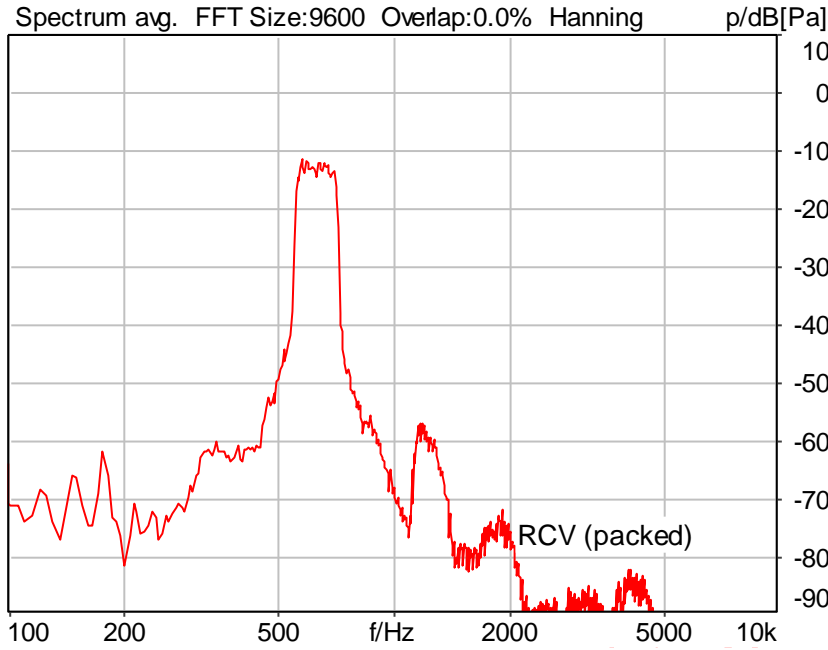
Limits

	lower
Run 1	20.00 dB



### 5.2 RCV Distortion and Noise - 630 Hz NB

TIA-5050 (2018-01) \ Measurements \ Narrowband \ 5.2 Receive Distortion and Noise 8N change frequency range



Distortion (Noise) RCV (packed): 37.98 dB (1.26%) Ok

Ok

10/11/2023 1:25 PM ACQUA 5.1.200

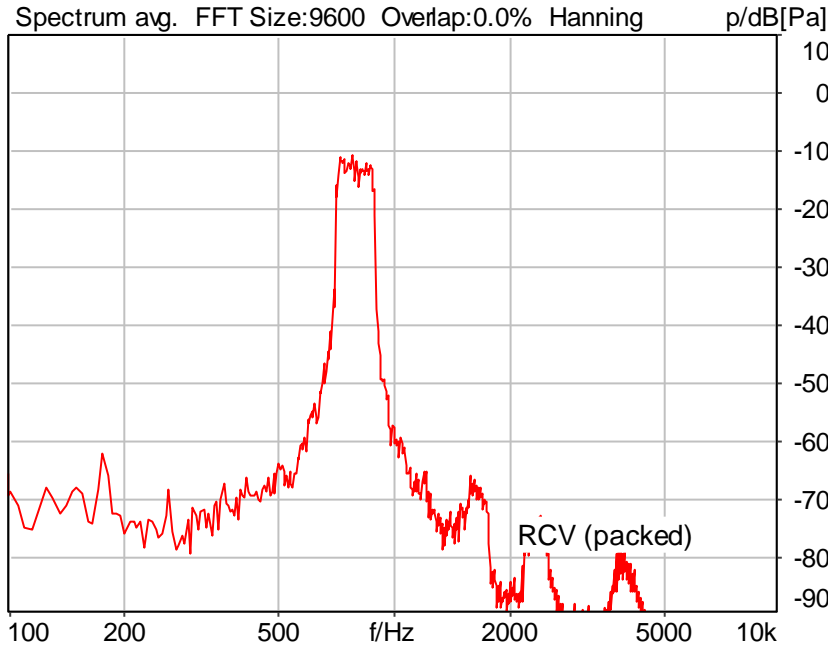
Limits

	lower
Run 1	20.00 dB



### 5.2 RCV Distortion and Noise - 800 Hz NB

TIA-5050 (2018-01) \ Measurements \ Narrowband \ 5.2 Receive Distortion and Noise 8N change frequency range



Distortion (Noise) RCV (packed): 40.30 dB (0.97%) Ok

Ok

10/11/2023 1:26 PM ACQUA 5.1.200

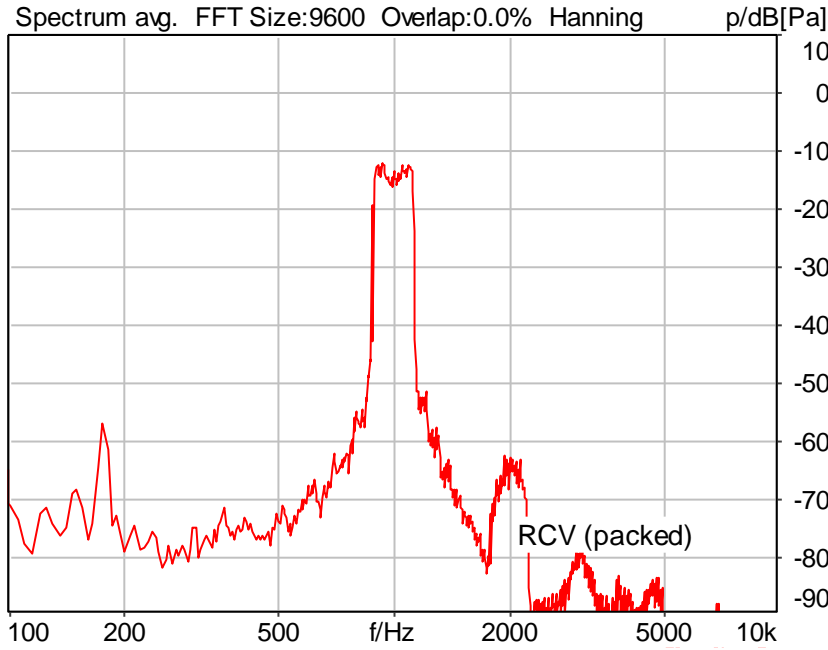
Limits

	lower
Run 1	20.00 dB



### 5.2 RCV Distortion and Noise - 1000 Hz NB

TIA-5050 (2018-01) \ Measurements \ Narrowband \ 5.2 Receive Distortion and Noise 8N change frequency range



Distortion (Noise) RCV (packed): 41.06 dB (0.89%) Ok

Ok

10/11/2023 1:26 PM ACQUA 5.1.200

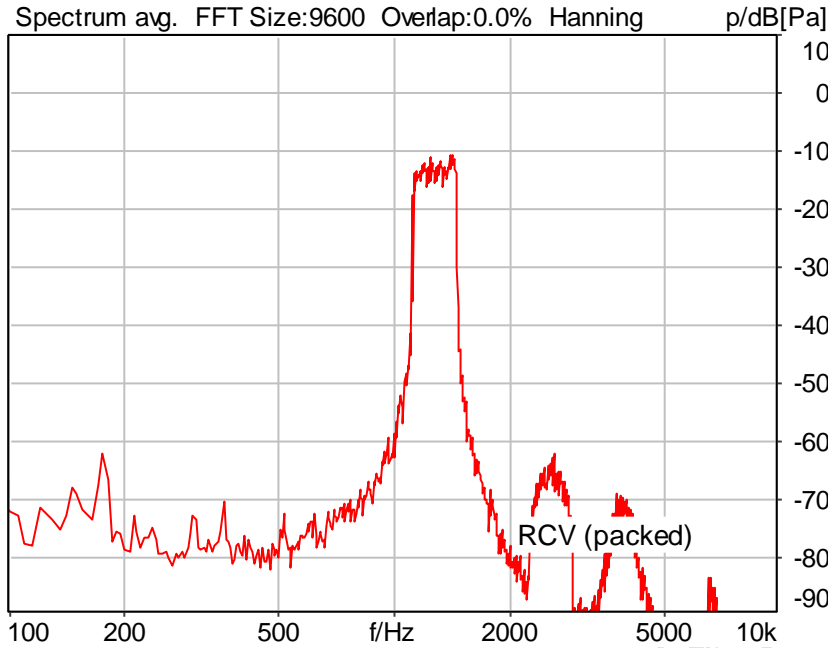
Limits

	lower
Run 1	20.00 dB



### 5.2 RCV Distortion and Noise - 1250 Hz NB

TIA-5050 (2018-01) \ Measurements \ Narrowband \ 5.2 Receive Distortion and Noise 8N change frequency range



Distortion (Noise) RCV (packed): 31.93 dB (2.53%) Ok

Ok

10/11/2023 1:26 PM ACQUA 5.1.200

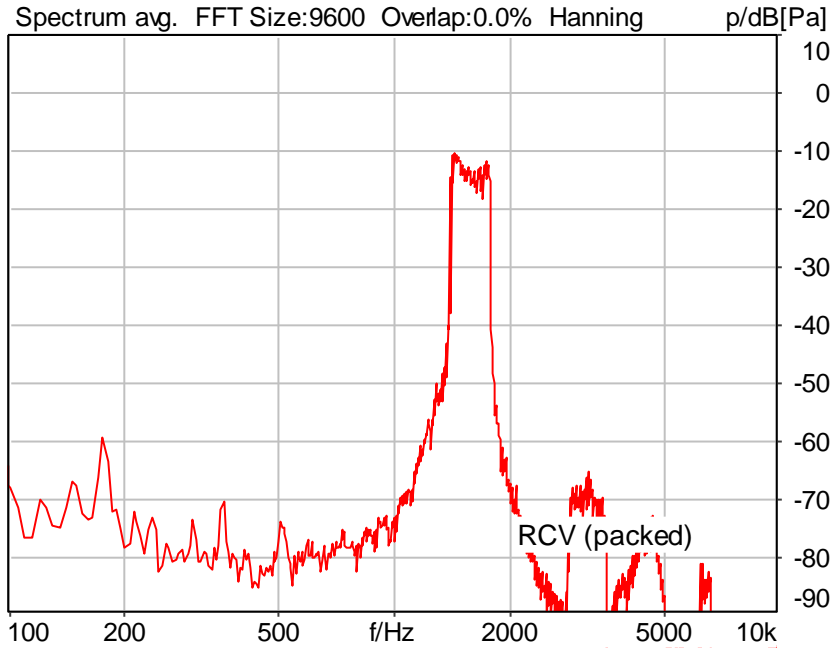
Limits

	lower
Run 1	20.00 dB



### 5.2 RCV Distortion and Noise - 1600 Hz NB

TIA-5050 (2018-01) \ Measurements \ Narrowband \ 5.2 Receive Distortion and Noise 8N change frequency range



Distortion (Noise) RCV (packed): 40.16 dB (0.98%) Ok

Ok

10/11/2023 1:27 PM ACQUA 5.1.200

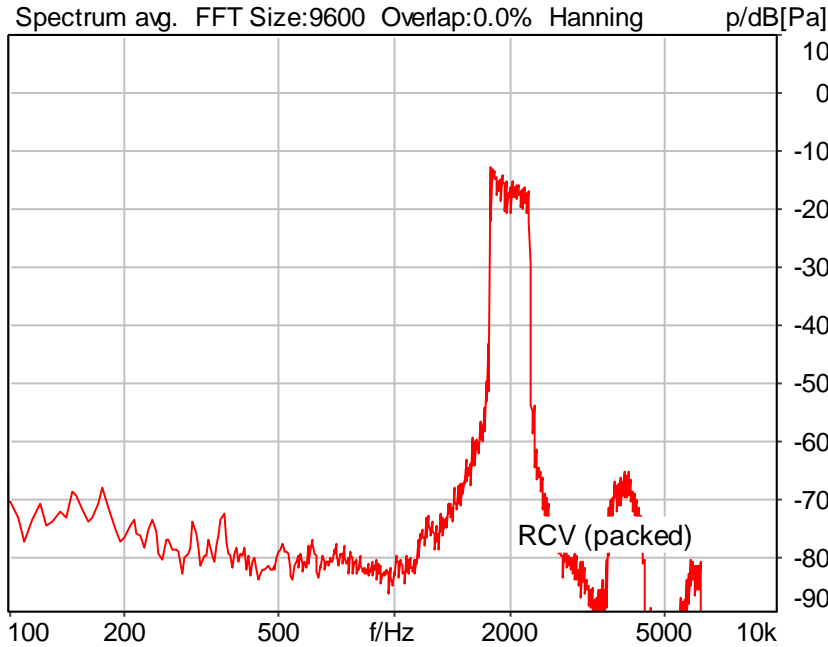
Limits

	lower
Run 1	20.00 dB



### 5.2 RCV Distortion and Noise - 2000 Hz NB

TIA-5050 (2018-01) \ Measurements \ Narrowband \ 5.2 Receive Distortion and Noise 8N change frequency range



Distortion (Noise) RCV (packed): 41.85 dB (0.81%) Ok

Ok

10/11/2023 1:27 PM ACQUA 5.1.200

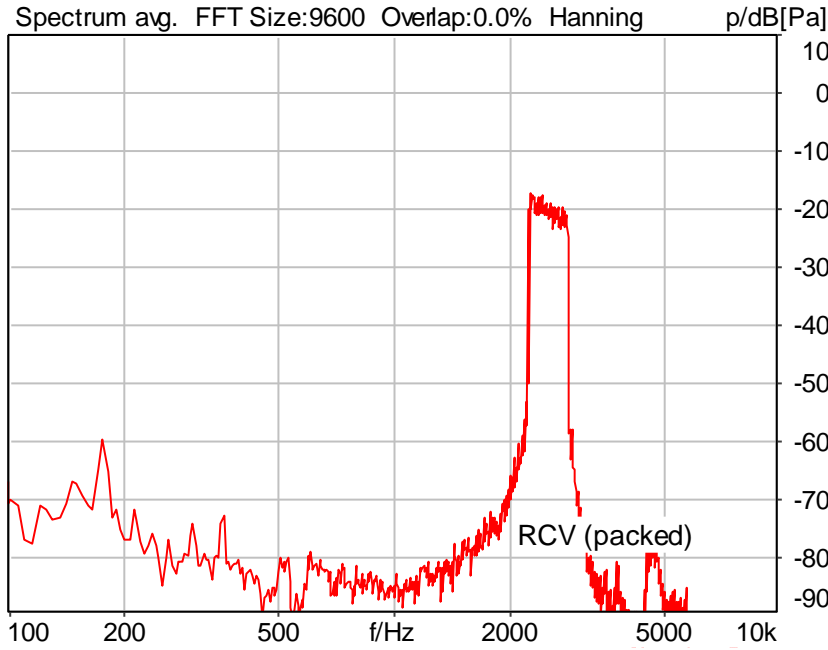
Limits

	lower
Run 1	20.00 dB



### 5.2 RCV Distortion and Noise - 2500 Hz NB

TIA-5050 (2018-01) \ Measurements \ Narrowband \ 5.2 Receive Distortion and Noise 8N change frequency range



Distortion (Noise) RCV (packed): 42.88 dB (0.72%) Ok

Ok

10/11/2023 1:28 PM ACQUA 5.1.200

Limits

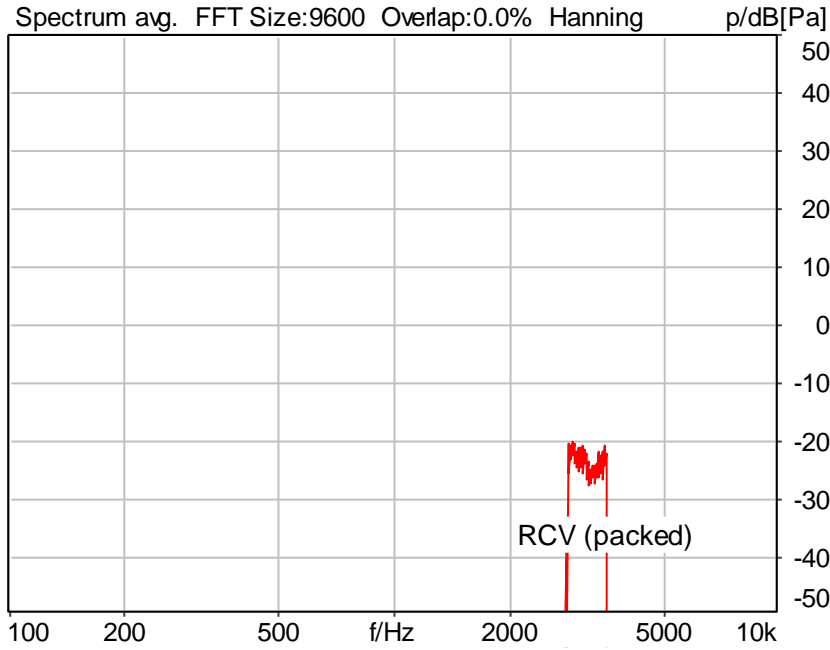
	lower
Run 1	20.00 dB





### 5.2 RCV Distortion and Noise - 3150 Hz NB

TIA-5050 (2018-01) \ Measurements \ Narrowband \ 5.2 Receive Distortion and Noise 8N change frequency range



Distortion (Noise) RCV (packed): 42.22 dB (0.77%) Ok

Ok

10/11/2023 1:28 PM ACQUA 5.1.200

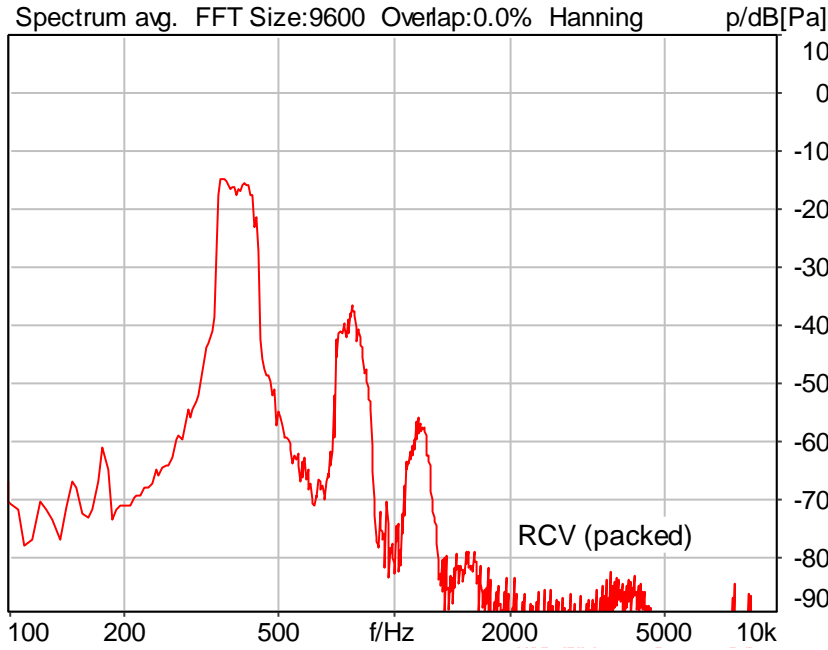
Limits

	lower
Run 1	20.00 dB



### 5.2 RCV Distortion and Noise - 400 Hz NB

TIA-5050 (2018-01) \ Measurements \ Narrowband \ 5.2 Receive Distortion and Noise 2N change frequency range



Distortion (Noise) RCV (packed): 23.19 dB (6.93%) Ok

Ok

10/11/2023 1:29 PM ACQUA 5.1.200

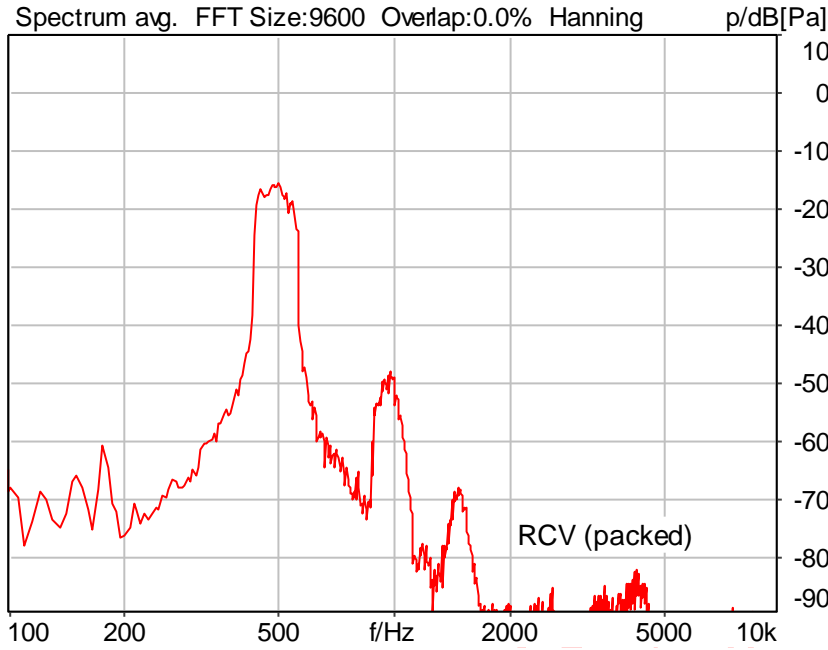
Limits

	lower
Run 1	20.00 dB



### 5.2 RCV Distortion and Noise - 500 Hz NB

TIA-5050 (2018-01) \ Measurements \ Narrowband \ 5.2 Receive Distortion and Noise 2N change frequency range



Distortion (Noise) RCV (packed): 31.79 dB (2.57%) Ok

Ok

10/11/2023 1:30 PM ACQUA 5.1.200

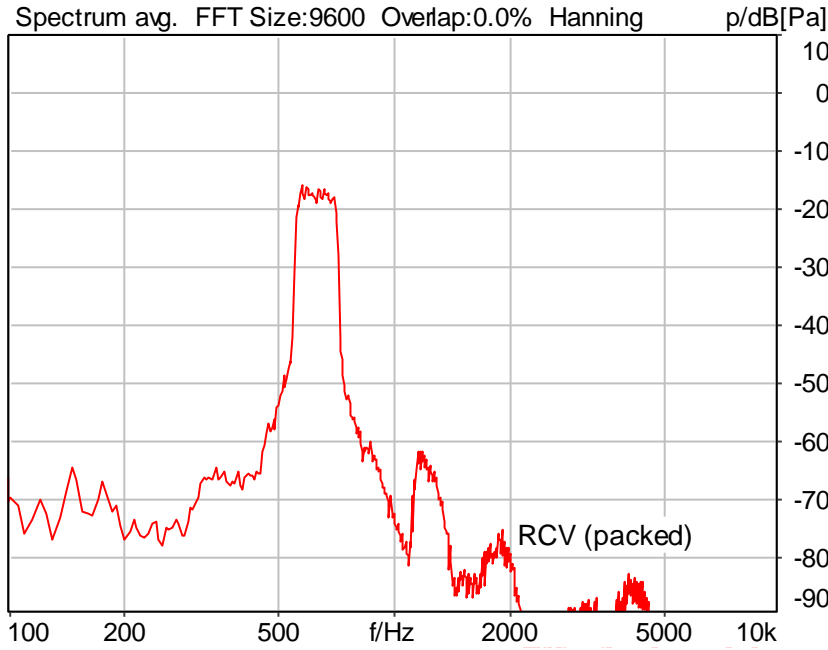
Limits

	lower
Run 1	20.00 dB



### 5.2 RCV Distortion and Noise - 630 Hz NB

TIA-5050 (2018-01) \ Measurements \ Narrowband \ 5.2 Receive Distortion and Noise 2N change frequency range



Distortion (Noise) RCV (packed): 37.97 dB (1.26%) Ok

Ok

10/11/2023 1:30 PM ACQUA 5.1.200

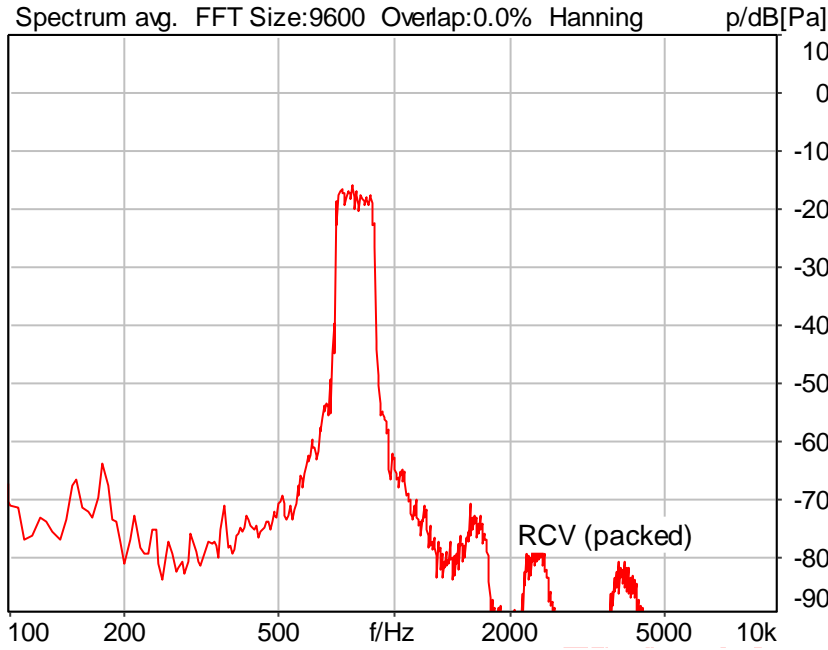
Limits

	lower
Run 1	20.00 dB



### 5.2 RCV Distortion and Noise - 800 Hz NB

TIA-5050 (2018-01) \ Measurements \ Narrowband \ 5.2 Receive Distortion and Noise 2N change frequency range



Distortion (Noise) RCV (packed): 41.07 dB (0.88%) Ok

Ok

10/11/2023 1:30 PM ACQUA 5.1.200

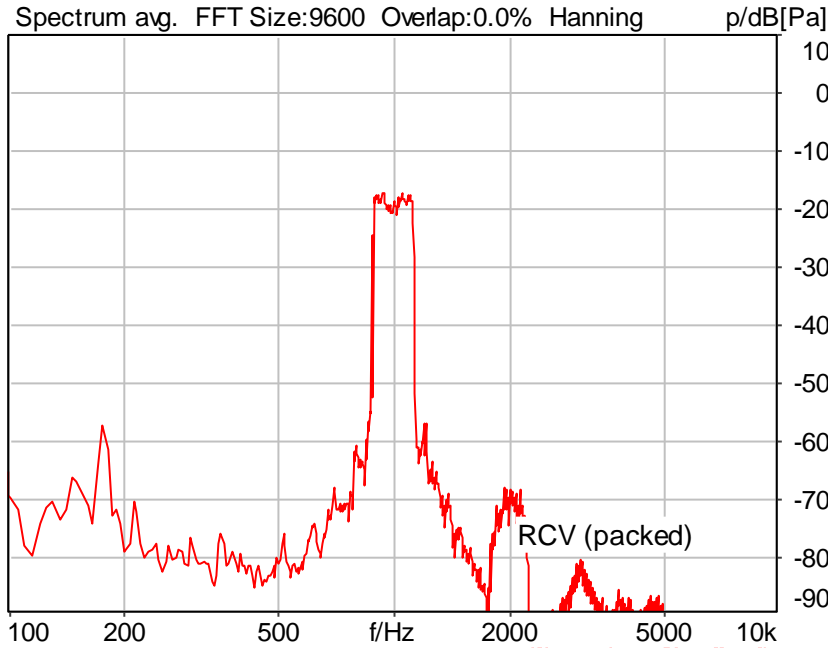
Limits

	lower
Run 1	20.00 dB



### 5.2 RCV Distortion and Noise - 1000 Hz NB

TIA-5050 (2018-01) \ Measurements \ Narrowband \ 5.2 Receive Distortion and Noise 2N change frequency range



Distortion (Noise) RCV (packed): 42.67 dB (0.74%) Ok

Ok

10/11/2023 1:31 PM ACQUA 5.1.200

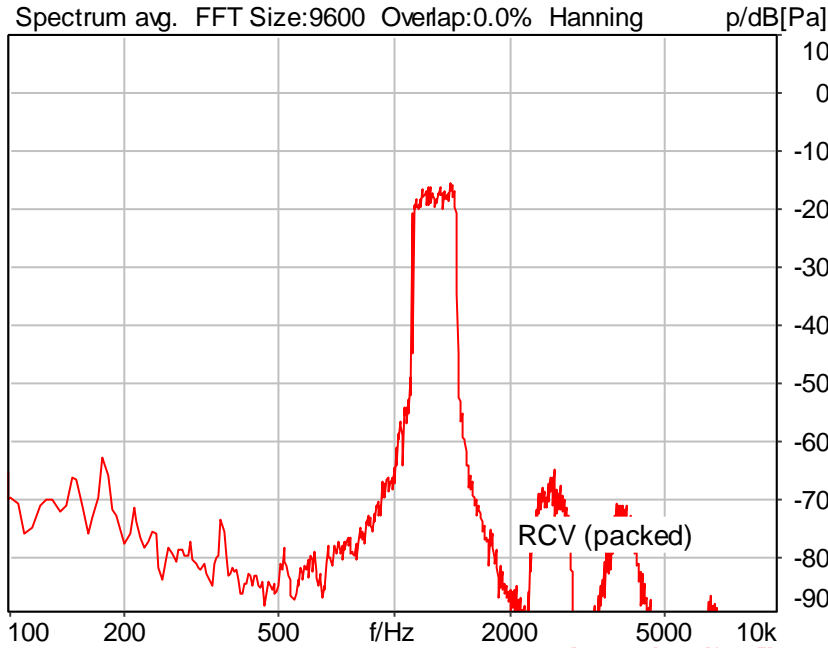
Limits

	lower
Run 1	20.00 dB



### 5.2 RCV Distortion and Noise - 1250 Hz NB

TIA-5050 (2018-01) \ Measurements \ Narrowband \ 5.2 Receive Distortion and Noise 2N change frequency range



Distortion (Noise) RCV (packed): 32.79 dB (2.29%) Ok

Ok

10/11/2023 1:31 PM ACQUA 5.1.200

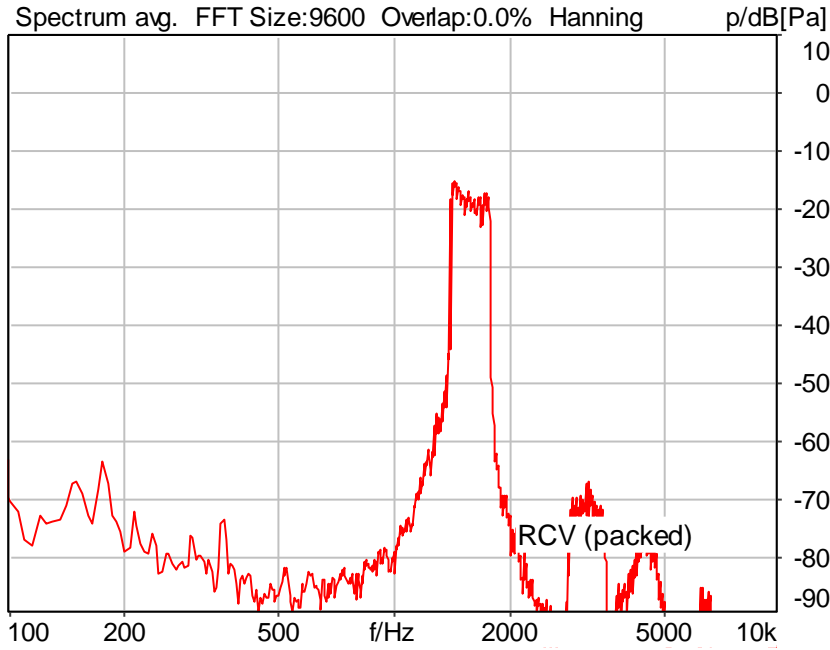
Limits

	lower
Run 1	20.00 dB



### 5.2 RCV Distortion and Noise - 1600 Hz NB

TIA-5050 (2018-01) \ Measurements \ Narrowband \ 5.2 Receive Distortion and Noise 2N change frequency range



Distortion (Noise) RCV (packed): 40.22 dB (0.98%) Ok

Ok

10/11/2023 1:32 PM ACQUA 5.1.200

Limits

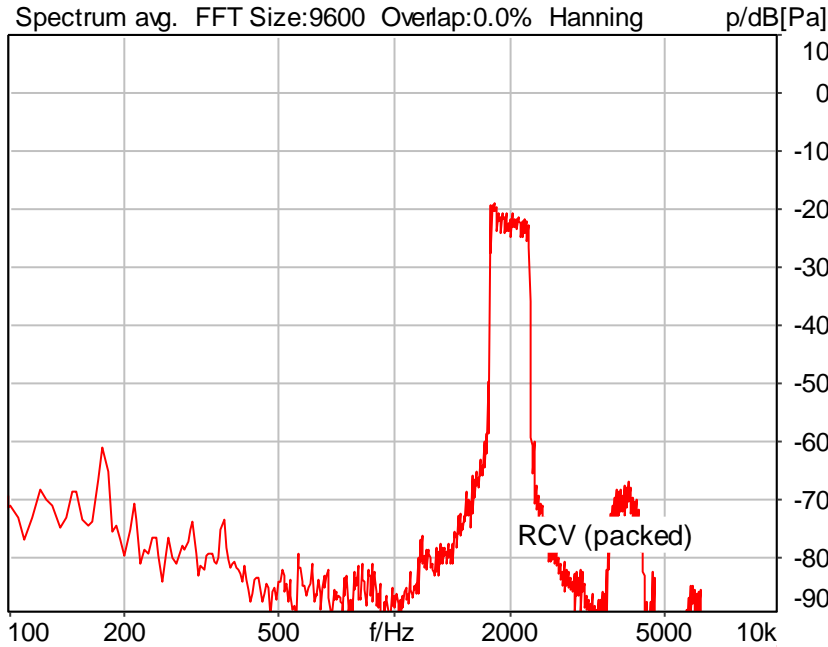
	lower
Run 1	20.00 dB





### 5.2 RCV Distortion and Noise - 2000 Hz NB

TIA-5050 (2018-01) \ Measurements \ Narrowband \ 5.2 Receive Distortion and Noise 2N change frequency range



Distortion (Noise) RCV (packed): 41.62 dB (0.83%) Ok

Ok

10/11/2023 1:32 PM ACQUA 5.1.200

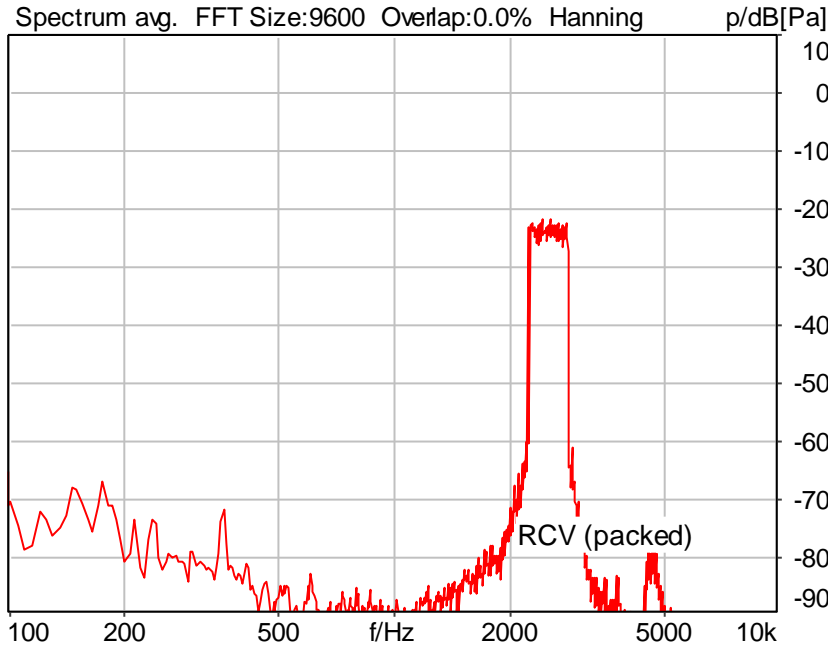
Limits

	lower
Run 1	20.00 dB



### 5.2 RCV Distortion and Noise - 2500 Hz NB

TIA-5050 (2018-01) \ Measurements \ Narrowband \ 5.2 Receive Distortion and Noise 2N change frequency range



Distortion (Noise) RCV (packed): 44.22 dB (0.62%) Ok

Ok

10/11/2023 1:33 PM ACQUA 5.1.200

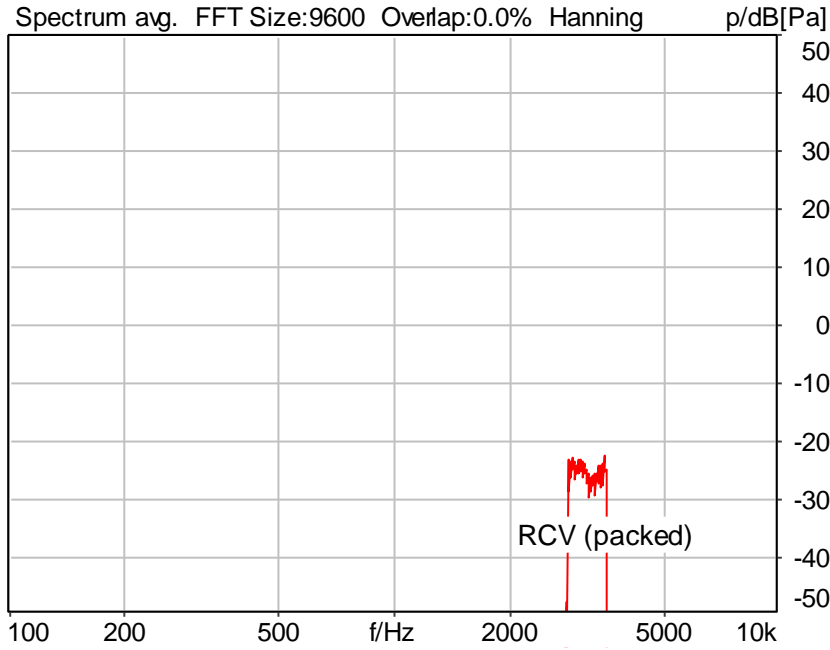
Limits

	lower
Run 1	20.00 dB



### 5.2 RCV Distortion and Noise - 3150 Hz NB

TIA-5050 (2018-01) \ Measurements \ Narrowband \ 5.2 Receive Distortion and Noise 2N change frequency range



Distortion (Noise) RCV (packed): 43.59 dB (0.66%) Ok

Ok

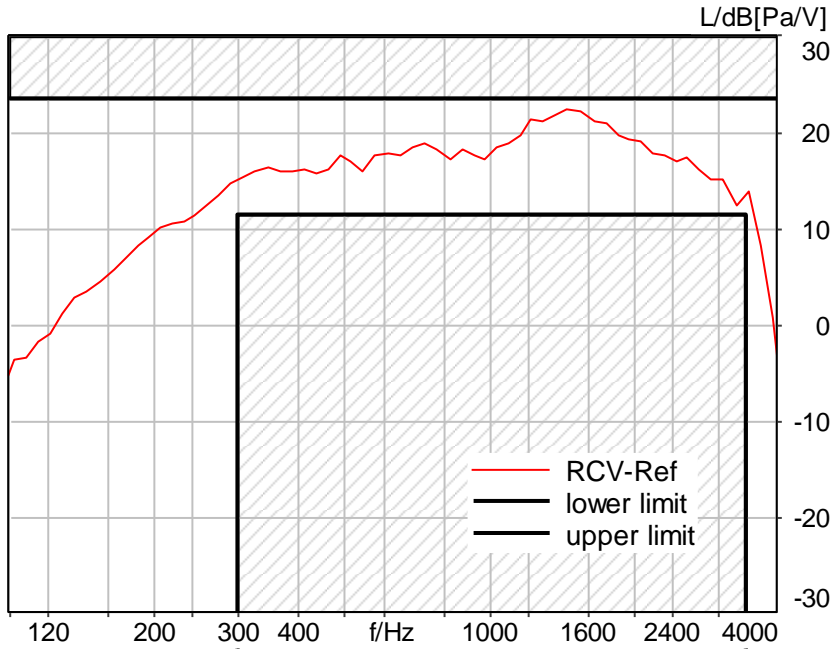
10/11/2023 1:33 PM ACQUA 5.1.200

Limits

	lower
Run 1	20.00 dB

### 5.3 Frequency Response 8N FF HANB

TIA-5050 (2018-01) \ Measurements \ Narrowband



Absolute minimal distance  
1.00 dB at 3245.6 Hz Ok

Ok

10/11/2023 1:34 PM ACQUA 5.1.200

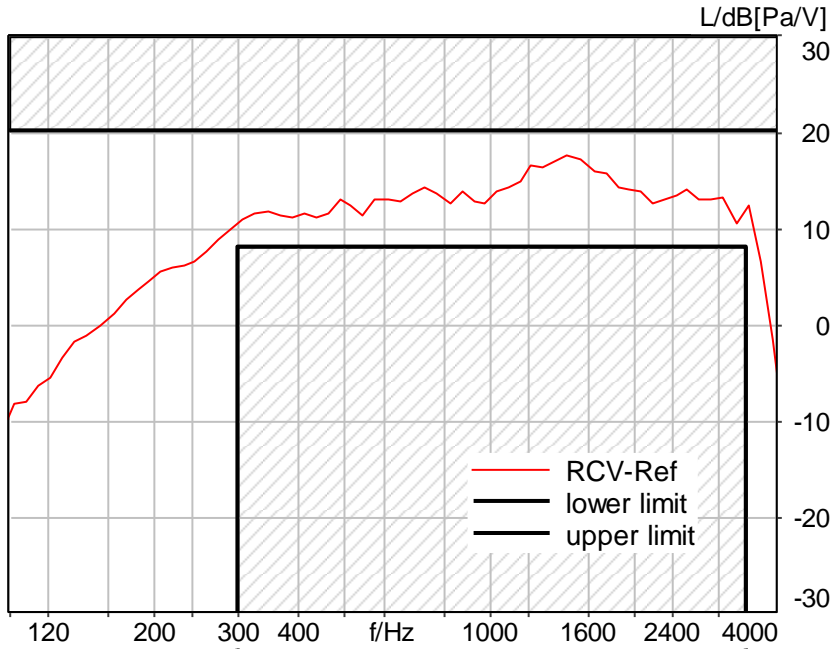
**Limits**

	<b>lower</b>
Run 1	Fit into tolerance



### 5.3 Frequency Response 2N FF HANB

TIA-5050 (2018-01) \ Measurements \ Narrowband



Absolute minimal distance  
2.50 dB at 1447.5 Hz Ok

Ok

10/11/2023 1:35 PM ACQUA 5.1.200

**Limits**

	<b>lower</b>
Run 1	Fit into tolerance



#8 LTE B41 EVS WB 24.4Kbps

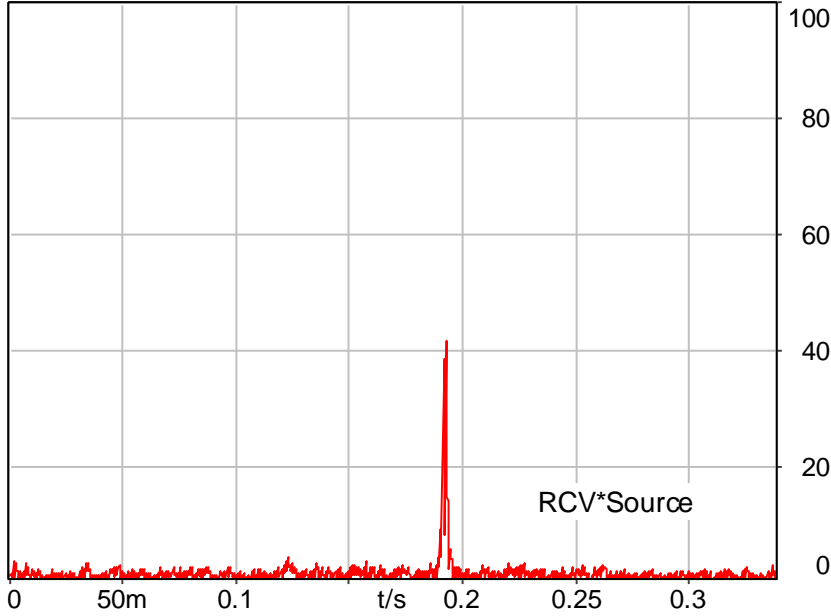
SMD	Status	Single Value Description	Single Value
Overall Receive Delay WB	Done	Delay (Cross) [ms]	192.6
5.1a Receive Volume Control Performance 8N WB	Ok	Speech Level [dB[SPL]]	89.49
5.1b Receive Volume Control Performance 2N WB	Ok	Speech Level [dB[SPL]]	87.50
5.2 RCV Distortion and Noise - 250 Hz WB	Ok	Distortion (Noise) [dB], 0.0 dB	25.43
5.2 RCV Distortion and Noise - 315 Hz WB	Ok	Distortion (Noise) [dB], 0.0 dB	23.69
5.2 RCV Distortion and Noise - 400 Hz WB	Ok	Distortion (Noise) [dB], 0.0 dB	22.84
5.2 RCV Distortion and Noise - 500 Hz WB	Ok	Distortion (Noise) [dB], 0.0 dB	30.94
5.2 RCV Distortion and Noise - 630 Hz WB	Ok	Distortion (Noise) [dB], 0.0 dB	38.06
5.2 RCV Distortion and Noise - 800 Hz WB	Ok	Distortion (Noise) [dB], 0.0 dB	41.44
5.2 RCV Distortion and Noise - 1000 Hz WB	Ok	Distortion (Noise) [dB], 0.0 dB	45.21
5.2 RCV Distortion and Noise - 1250 Hz WB	Ok	Distortion (Noise) [dB], 0.0 dB	32.98
5.2 RCV Distortion and Noise - 1600 Hz WB	Ok	Distortion (Noise) [dB], 0.0 dB	44.52
5.2 RCV Distortion and Noise - 2000 Hz WB	Ok	Distortion (Noise) [dB], 0.0 dB	41.54
5.2 RCV Distortion and Noise - 2500 Hz WB	Ok	Distortion (Noise) [dB], 0.0 dB	45.10
5.2 RCV Distortion and Noise - 3150 Hz WB	Ok	Distortion (Noise) [dB], 0.0 dB	44.09
5.2 RCV Distortion and Noise - 4000 Hz WB	Ok	Distortion (Noise) [dB], 0.0 dB	43.22
5.2 RCV Distortion and Noise - 5000 Hz WB	Ok	Distortion (Noise) [dB], 0.0 dB	40.06
5.2 RCV Distortion and Noise - 250 Hz WB	Ok	Distortion (Noise) [dB], 0.0 dB	25.46
5.2 RCV Distortion and Noise - 315 Hz WB	Ok	Distortion (Noise) [dB], 0.0 dB	23.88
5.2 RCV Distortion and Noise - 400 Hz WB	Ok	Distortion (Noise) [dB], 0.0 dB	23.08
5.2 RCV Distortion and Noise - 500 Hz WB	Ok	Distortion (Noise) [dB], 0.0 dB	31.11
5.2 RCV Distortion and Noise - 630 Hz WB	Ok	Distortion (Noise) [dB], 0.0 dB	38.16
5.2 RCV Distortion and Noise - 800 Hz WB	Ok	Distortion (Noise) [dB], 0.0 dB	41.26
5.2 RCV Distortion and Noise - 1000 Hz WB	Ok	Distortion (Noise) [dB], 0.0 dB	45.27
5.2 RCV Distortion and Noise - 1250 Hz WB	Ok	Distortion (Noise) [dB], 0.0 dB	33.20
5.2 RCV Distortion and Noise - 1600 Hz WB	Ok	Distortion (Noise) [dB], 0.0 dB	43.79
5.2 RCV Distortion and Noise - 2000 Hz WB	Ok	Distortion (Noise) [dB], 0.0 dB	40.75
5.2 RCV Distortion and Noise - 2500 Hz WB	Ok	Distortion (Noise) [dB], 0.0 dB	44.90
5.2 RCV Distortion and Noise - 3150 Hz WB	Ok	Distortion (Noise) [dB], 0.0 dB	44.85
5.2 RCV Distortion and Noise - 4000 Hz WB	Ok	Distortion (Noise) [dB], 0.0 dB	44.37
5.2 RCV Distortion and Noise - 5000 Hz WB	Ok	Distortion (Noise) [dB], 0.0 dB	38.95
5.3 Frequency Response 8N FF	Ok	Min. dist. to tolerance scheme [dB], 576.7 Hz	2.80
5.3 Frequency Response 2N FF	Ok	Min. dist. to tolerance scheme [dB], 4369.4 Hz	2.54



### Overall Receive Delay WB

TIA-5050 (2018-01) \ Measurements \ Wideband \ Preparation - Delay measurement

Cross correlation avg. FFT Size:131072 Overlap:0.0% Envelope %



Delay (Cross): 192.6 ms

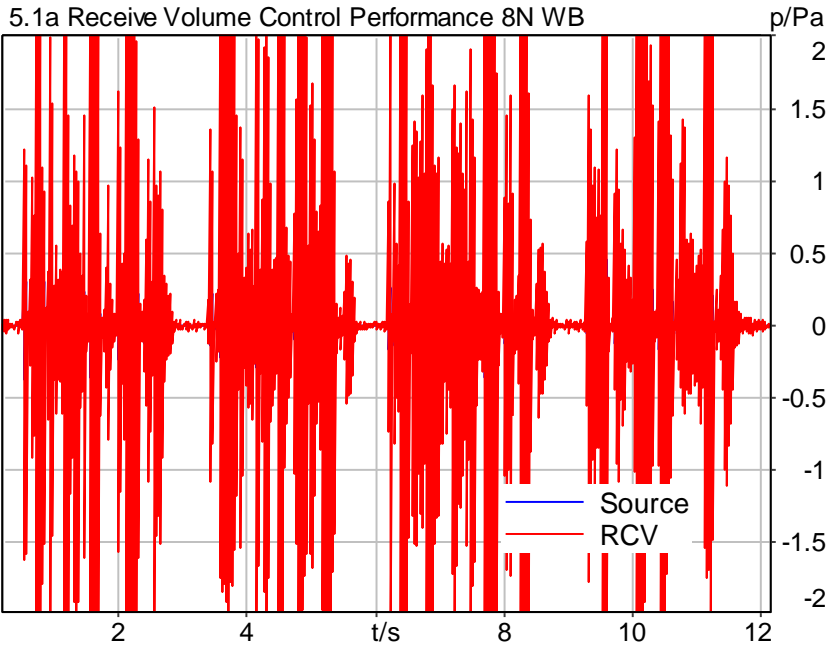
10/11/2023 5:12 PM ACQUA 5.1.200

Unmodified HEAD acoustics Measurement Descriptor



### 5.1a Receive Volume Control Performance 8N WB

TIA-5050 (2018-01) \ Measurements \ Wideband



Speech Level RCV: 89.49 dB[SPL], Act.: 58.45% Ok

**Ok**

10/11/2023 5:12 PM ACQUA 5.1.200

Unmodified HEAD acoustics Measurement Descriptor

**Limits**

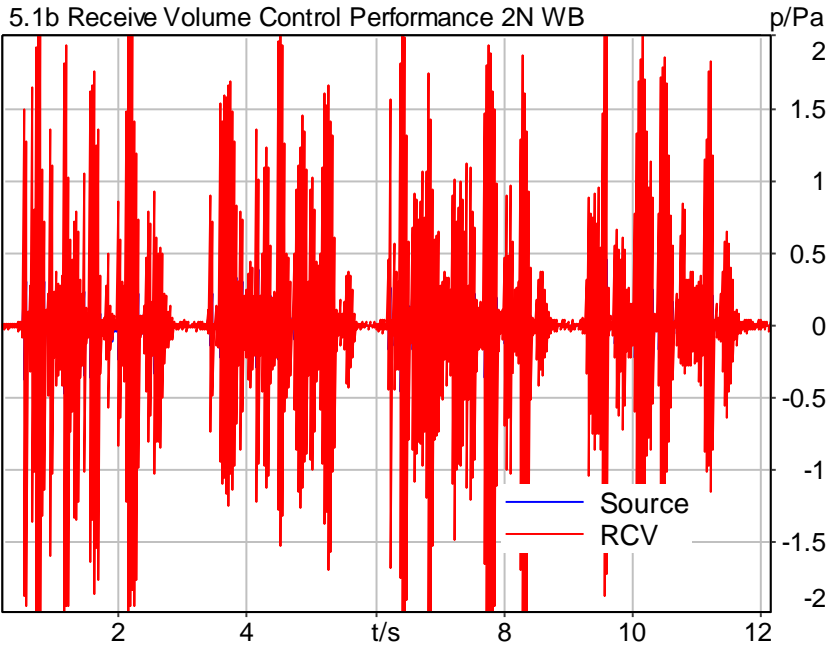
	<b>lower</b>
Run 1	88.00 dB20uPa





### 5.1b Receive Volume Control Performance 2N WB

TIA-5050 (2018-01) \ Measurements \ Wideband



Speech Level RCV: 87.50 dB[SPL], Act.: 33.43% Ok

**Ok**

10/11/2023 5:13 PM ACQUA 5.1.200

Unmodified HEAD acoustics Measurement Descriptor

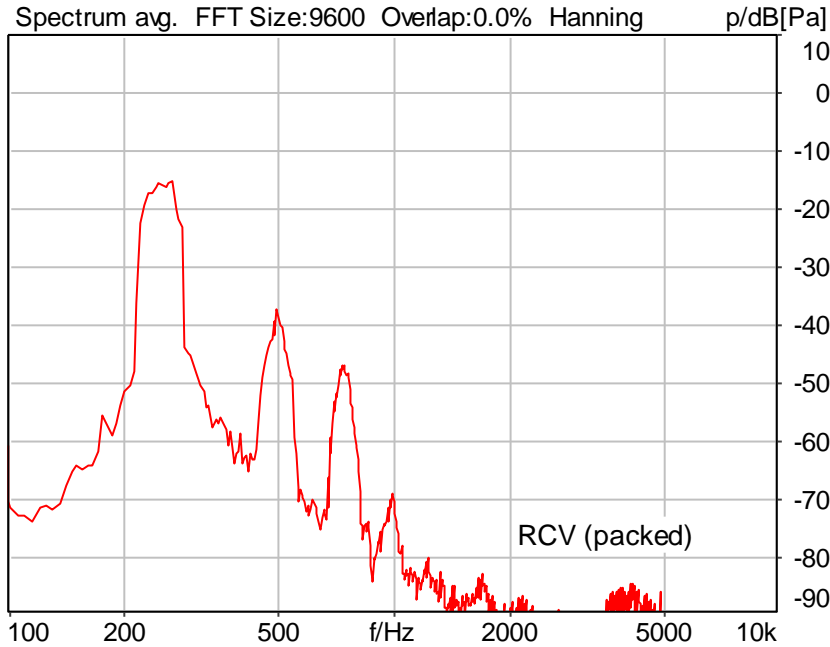
**Limits**

	lower
Run 1	76.00 dB20uPa



### 5.2 RCV Distortion and Noise - 250 Hz WB

TIA-5050 (2018-01) \ Measurements \ Wideband \ 5.2 Receive Distortion and Noise 8N change frequency range



Distortion (Noise) RCV (packed): 25.43 dB (5.35%) Ok

Ok

10/11/2023 5:13 PM ACQUA 5.1.200

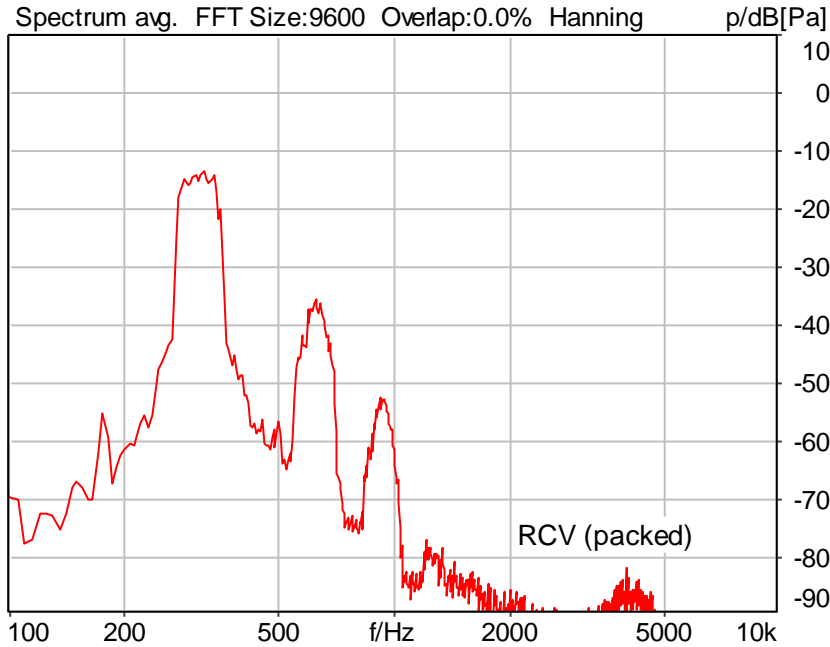
Limits

	lower
Run 1	20.00 dB



### 5.2 RCV Distortion and Noise - 315 Hz WB

TIA-5050 (2018-01) \ Measurements \ Wideband \ 5.2 Receive Distortion and Noise 8N change frequency range



Distortion (Noise) RCV (packed): 23.69 dB (6.54%) Ok

Ok

10/11/2023 5:14 PM ACQUA 5.1.200

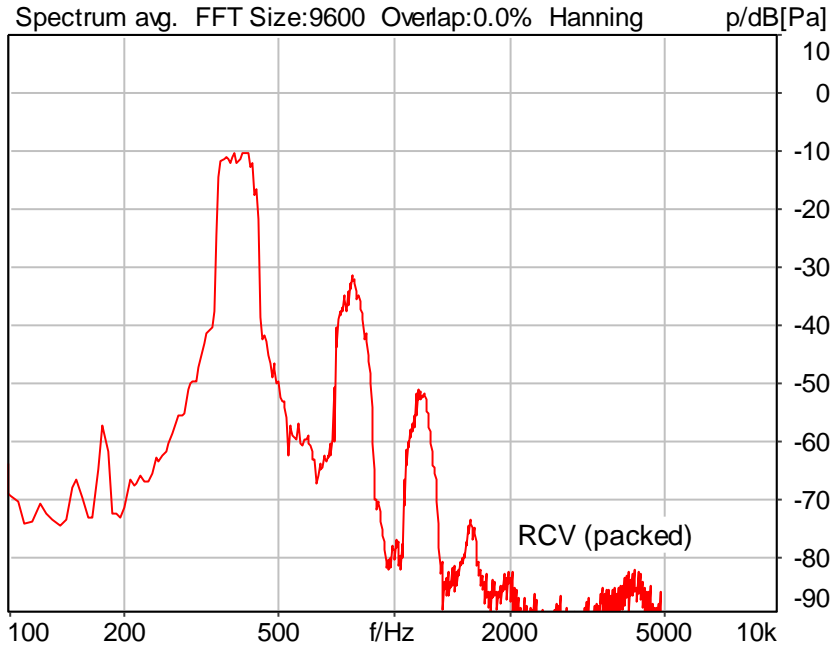
Limits

	lower
Run 1	20.00 dB



### 5.2 RCV Distortion and Noise - 400 Hz WB

TIA-5050 (2018-01) \ Measurements \ Wideband \ 5.2 Receive Distortion and Noise 8N change frequency range



Distortion (Noise) RCV (packed): 22.84 dB (7.21%) Ok

Ok

10/11/2023 5:14 PM ACQUA 5.1.200

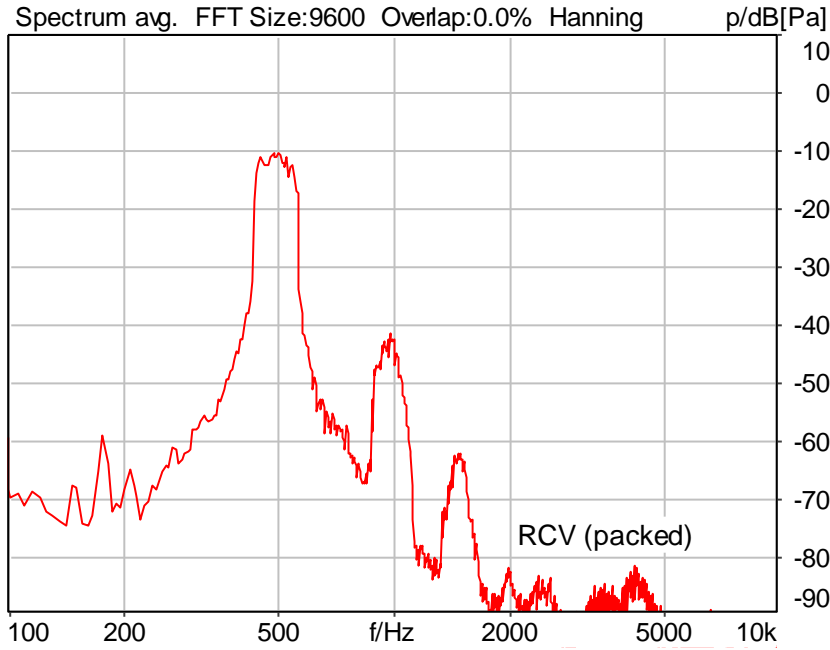
Limits

	lower
Run 1	20.00 dB



### 5.2 RCV Distortion and Noise - 500 Hz WB

TIA-5050 (2018-01) \ Measurements \ Wideband \ 5.2 Receive Distortion and Noise 8N change frequency range



Distortion (Noise) RCV (packed): 30.94 dB (2.84%) Ok

Ok

10/11/2023 5:15 PM ACQUA 5.1.200

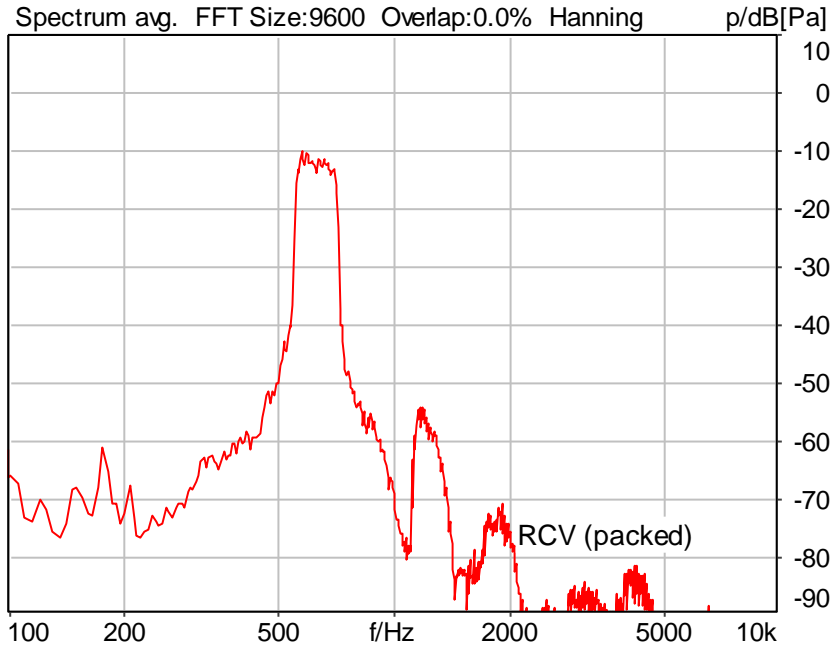
Limits

	lower
Run 1	20.00 dB



### 5.2 RCV Distortion and Noise - 630 Hz WB

TIA-5050 (2018-01) \ Measurements \ Wideband \ 5.2 Receive Distortion and Noise 8N change frequency range



Distortion (Noise) RCV (packed): 38.06 dB (1.25%) Ok

Ok

10/11/2023 5:15 PM ACQUA 5.1.200

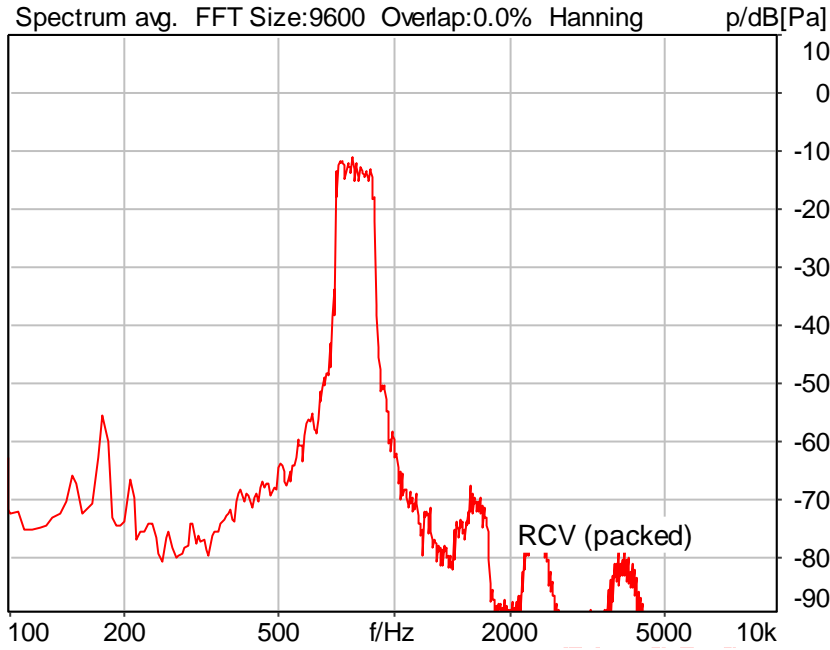
Limits

	lower
Run 1	20.00 dB



### 5.2 RCV Distortion and Noise - 800 Hz WB

TIA-5050 (2018-01) \ Measurements \ Wideband \ 5.2 Receive Distortion and Noise 8N change frequency range



Distortion (Noise) RCV (packed): 41.44 dB (0.85%) Ok

Ok

10/11/2023 5:16 PM ACQUA 5.1.200

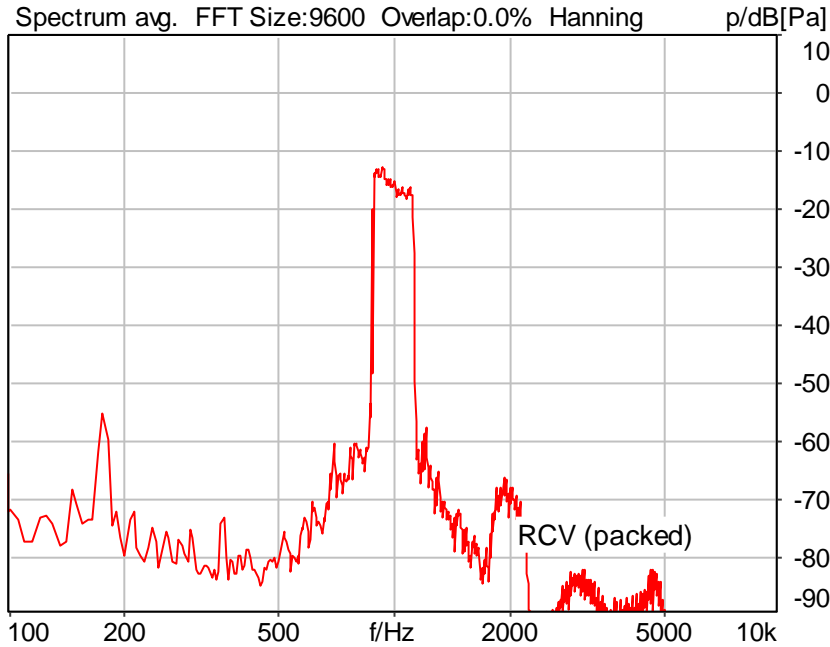
Limits

	lower
Run 1	20.00 dB



### 5.2 RCV Distortion and Noise - 1000 Hz WB

TIA-5050 (2018-01) \ Measurements \ Wideband \ 5.2 Receive Distortion and Noise 8N change frequency range



Distortion (Noise) RCV (packed): 45.21 dB (0.55%) Ok

Ok

10/11/2023 5:16 PM ACQUA 5.1.200

Limits

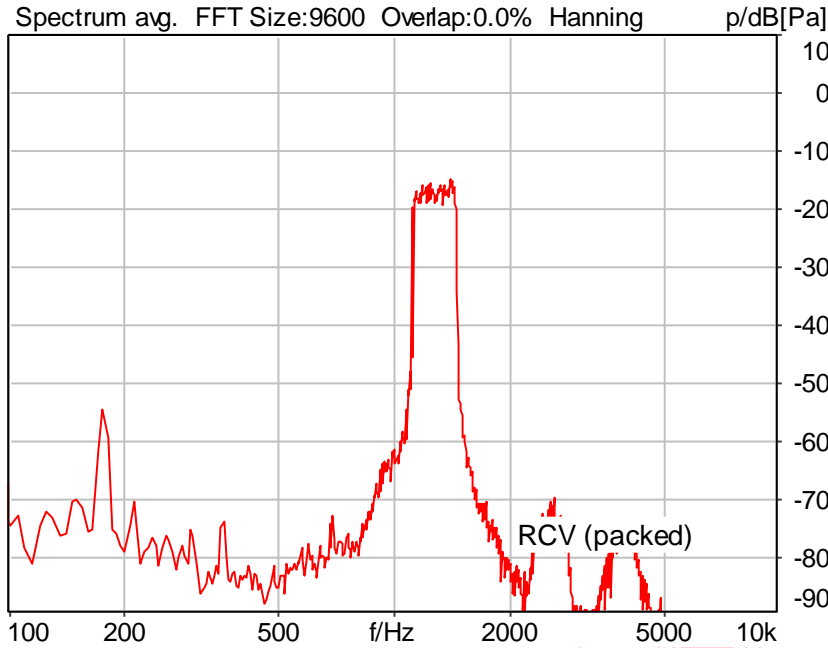
	lower
Run 1	20.00 dB





### 5.2 RCV Distortion and Noise - 1250 Hz WB

TIA-5050 (2018-01) \ Measurements \ Wideband \ 5.2 Receive Distortion and Noise 8N change frequency range



Distortion (Noise) RCV (packed): 32.98 dB (2.24%) Ok

Ok

10/11/2023 5:17 PM ACQUA 5.1.200

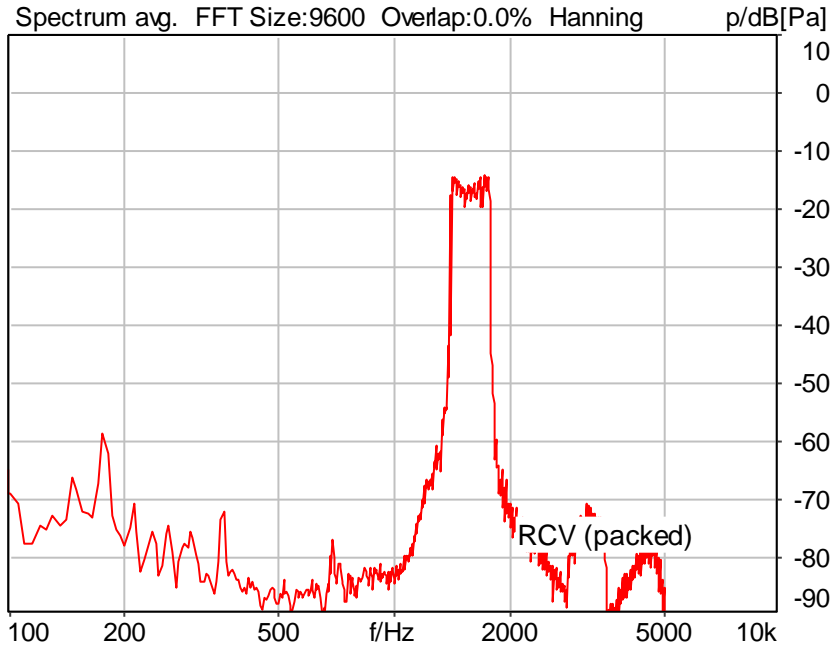
Limits

	lower
Run 1	20.00 dB



### 5.2 RCV Distortion and Noise - 1600 Hz WB

TIA-5050 (2018-01) \ Measurements \ Wideband \ 5.2 Receive Distortion and Noise 8N change frequency range



Distortion (Noise) RCV (packed): 44.52 dB (0.59%) Ok

Ok

10/11/2023 5:17 PM ACQUA 5.1.200

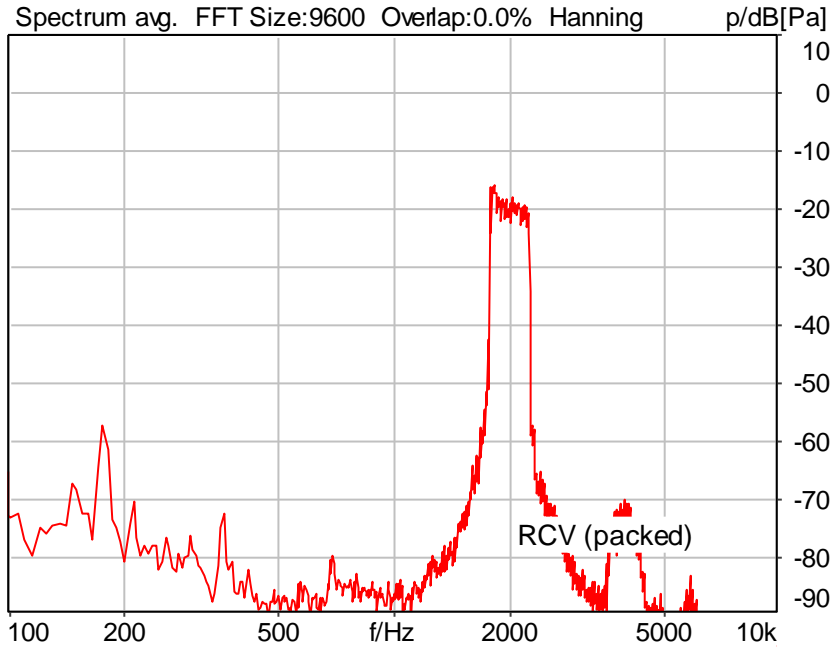
Limits

	lower
Run 1	20.00 dB



### 5.2 RCV Distortion and Noise - 2000 Hz WB

TIA-5050 (2018-01) \ Measurements \ Wideband \ 5.2 Receive Distortion and Noise 8N change frequency range



Distortion (Noise) RCV (packed): 41.54 dB (0.84%) Ok

Ok

10/11/2023 5:18 PM ACQUA 5.1.200

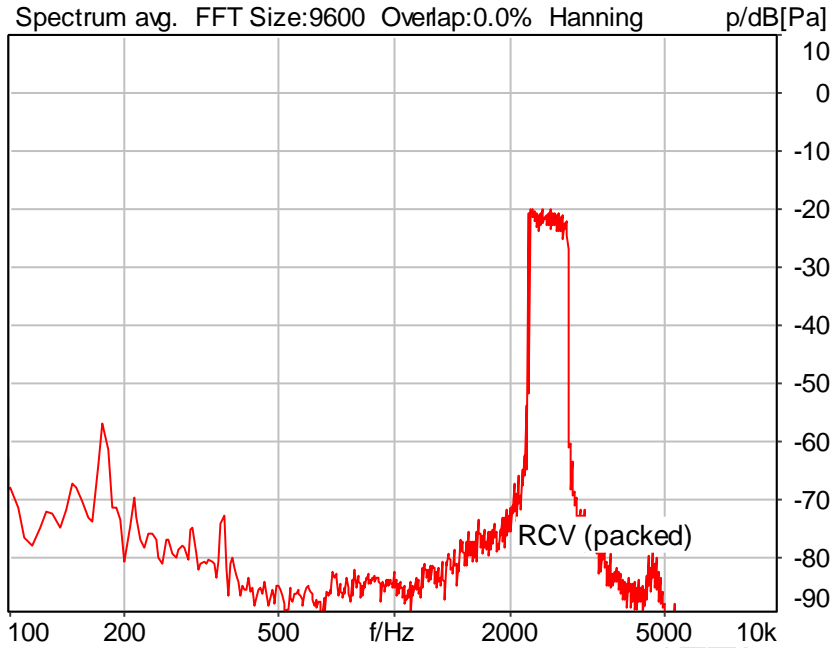
Limits

	lower
Run 1	20.00 dB



### 5.2 RCV Distortion and Noise - 2500 Hz WB

TIA-5050 (2018-01) \ Measurements \ Wideband \ 5.2 Receive Distortion and Noise 8N change frequency range



Distortion (Noise) RCV (packed): 45.10 dB (0.56%) Ok

Ok

10/11/2023 5:18 PM ACQUA 5.1.200

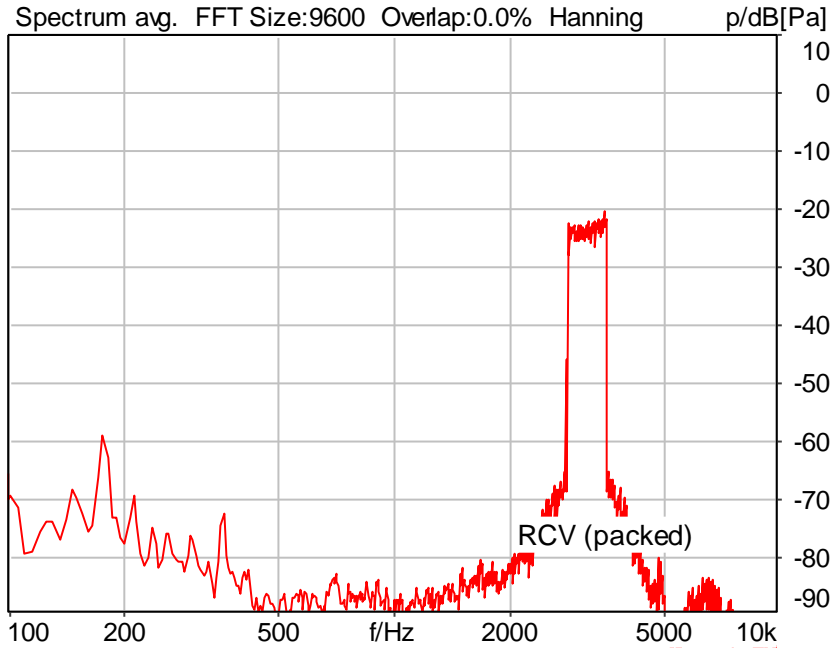
Limits

	lower
Run 1	20.00 dB



### 5.2 RCV Distortion and Noise - 3150 Hz WB

TIA-5050 (2018-01) \ Measurements \ Wideband \ 5.2 Receive Distortion and Noise 8N change frequency range



Distortion (Noise) RCV (packed): 44.09 dB (0.62%) Ok

Ok

10/11/2023 5:18 PM ACQUA 5.1.200

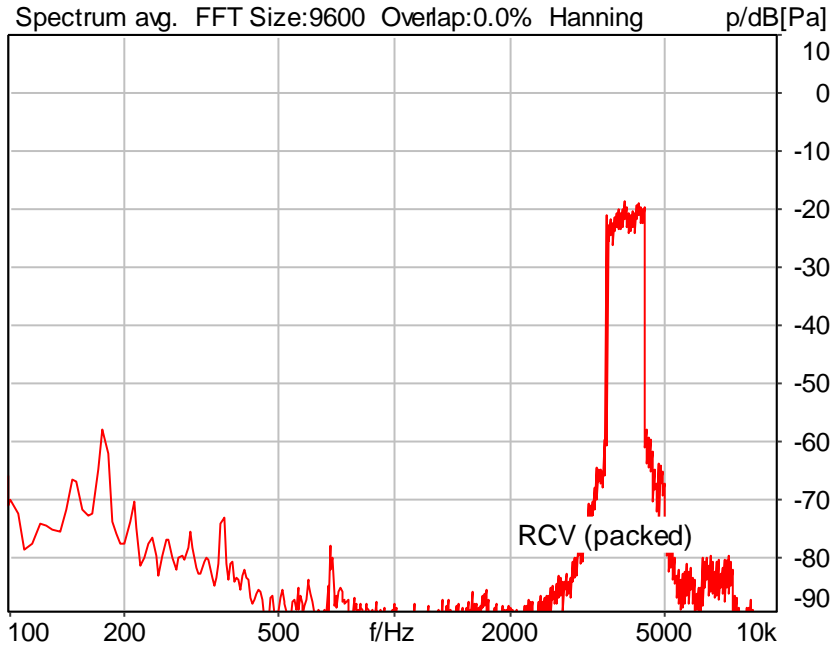
Limits

	lower
Run 1	20.00 dB



### 5.2 RCV Distortion and Noise - 4000 Hz WB

TIA-5050 (2018-01) \ Measurements \ Wideband \ 5.2 Receive Distortion and Noise 8N change frequency range



Distortion (Noise) RCV (packed): 43.22 dB (0.69%) Ok

Ok

10/11/2023 5:19 PM ACQUA 5.1.200

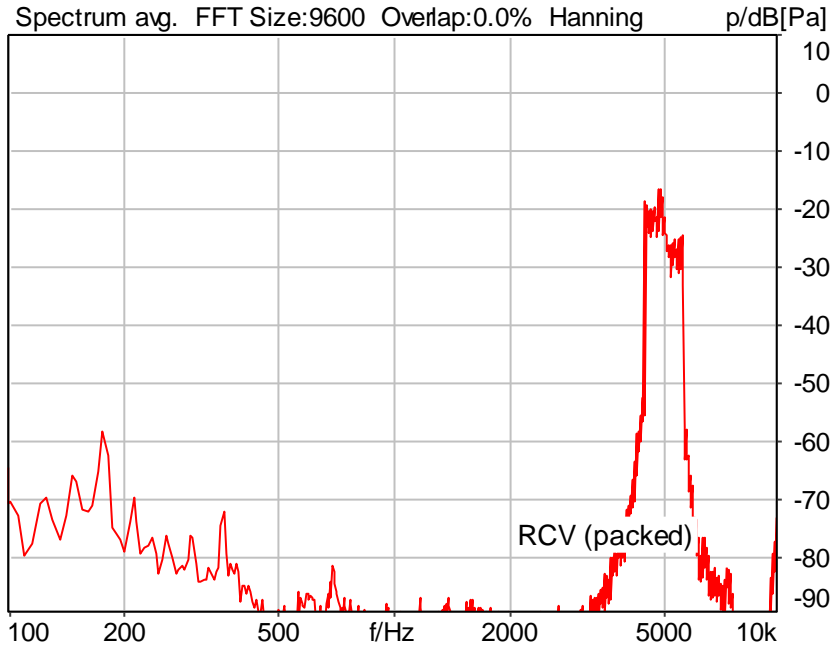
Limits

	lower
Run 1	20.00 dB



### 5.2 RCV Distortion and Noise - 5000 Hz WB

TIA-5050 (2018-01) \ Measurements \ Wideband \ 5.2 Receive Distortion and Noise 8N change frequency range



Distortion (Noise) RCV (packed): 40.06 dB (0.99%) Ok

Ok

10/11/2023 5:19 PM ACQUA 5.1.200

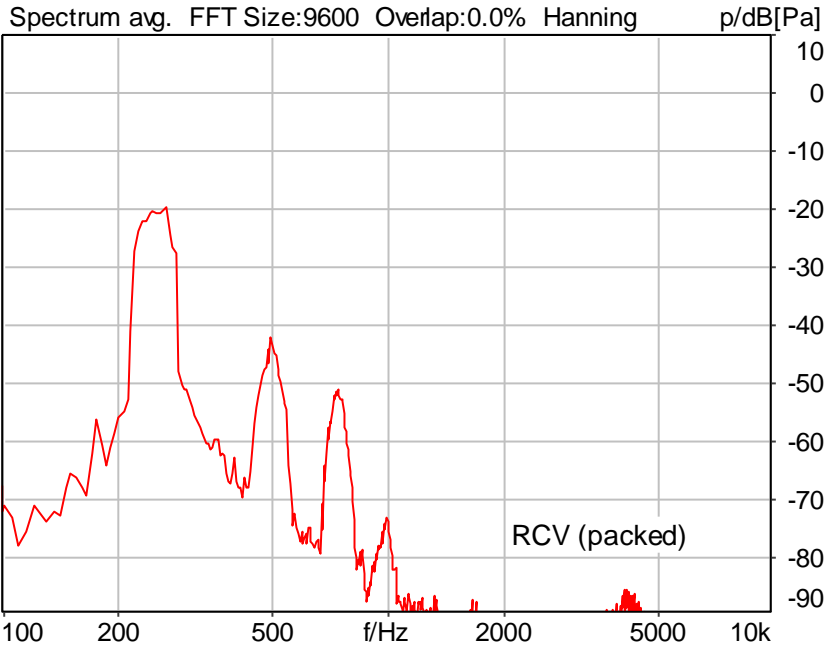
Limits

	lower
Run 1	20.00 dB



### 5.2 RCV Distortion and Noise - 250 Hz WB

TIA-5050 (2018-01) \ Measurements \ Wideband \ 5.2 Receive Distortion and Noise 2N change frequency range



Distortion (Noise) RCV (packed): 25.46 dB (5.34%) Ok

Ok

10/11/2023 5:20 PM ACQUA 5.1.200

Limits

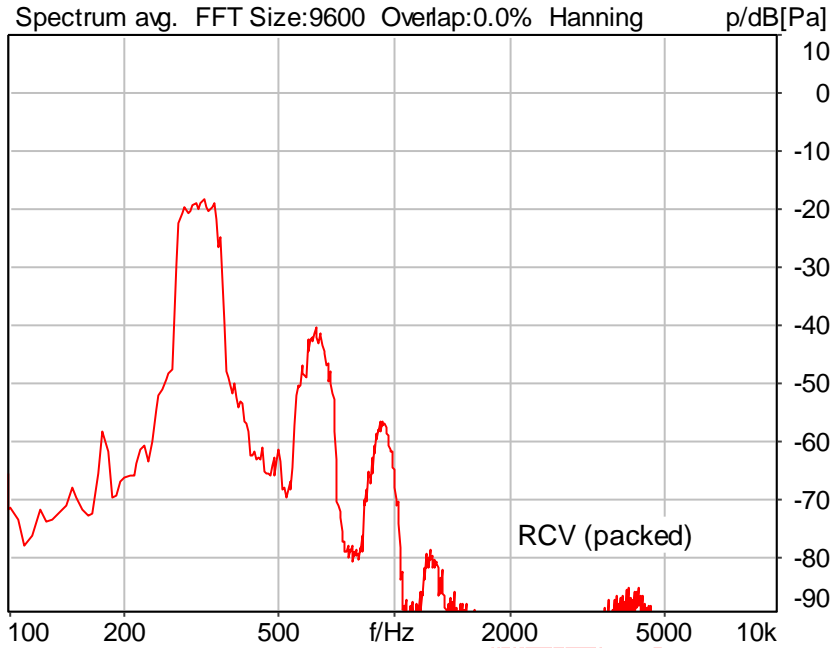
	lower
Run 1	20.00 dB





### 5.2 RCV Distortion and Noise - 315 Hz WB

TIA-5050 (2018-01) \ Measurements \ Wideband \ 5.2 Receive Distortion and Noise 2N change frequency range



Distortion (Noise) RCV (packed): 23.88 dB (6.40%) Ok

Ok

10/11/2023 5:21 PM ACQUA 5.1.200

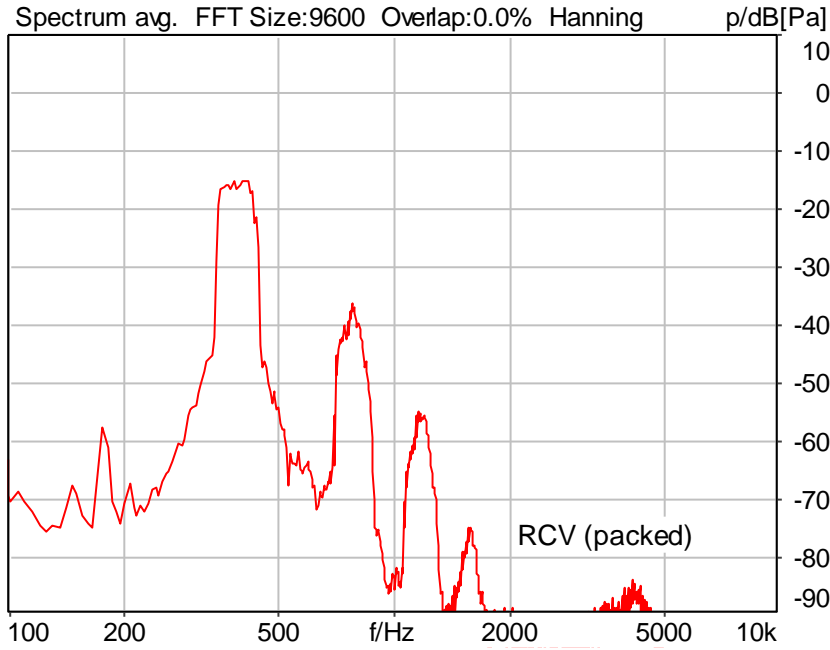
Limits

	lower
Run 1	20.00 dB



### 5.2 RCV Distortion and Noise - 400 Hz WB

TIA-5050 (2018-01) \ Measurements \ Wideband \ 5.2 Receive Distortion and Noise 2N change frequency range



Distortion (Noise) RCV (packed): 23.08 dB (7.02%) Ok

Ok

10/11/2023 5:21 PM ACQUA 5.1.200

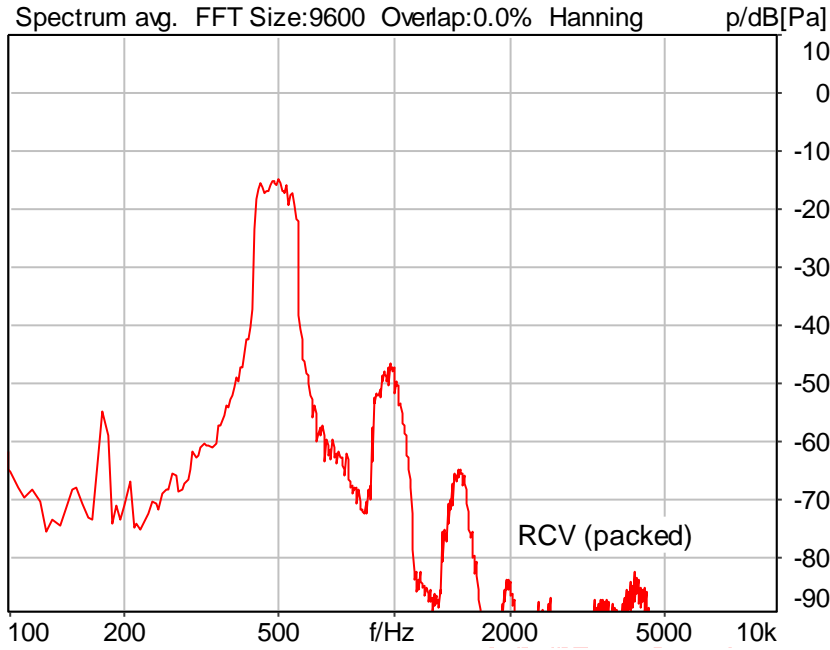
Limits

	lower
Run 1	20.00 dB



### 5.2 RCV Distortion and Noise - 500 Hz WB

TIA-5050 (2018-01) \ Measurements \ Wideband \ 5.2 Receive Distortion and Noise 2N change frequency range



Distortion (Noise) RCV (packed): 31.11 dB (2.78%) Ok

Ok

10/11/2023 5:22 PM ACQUA 5.1.200

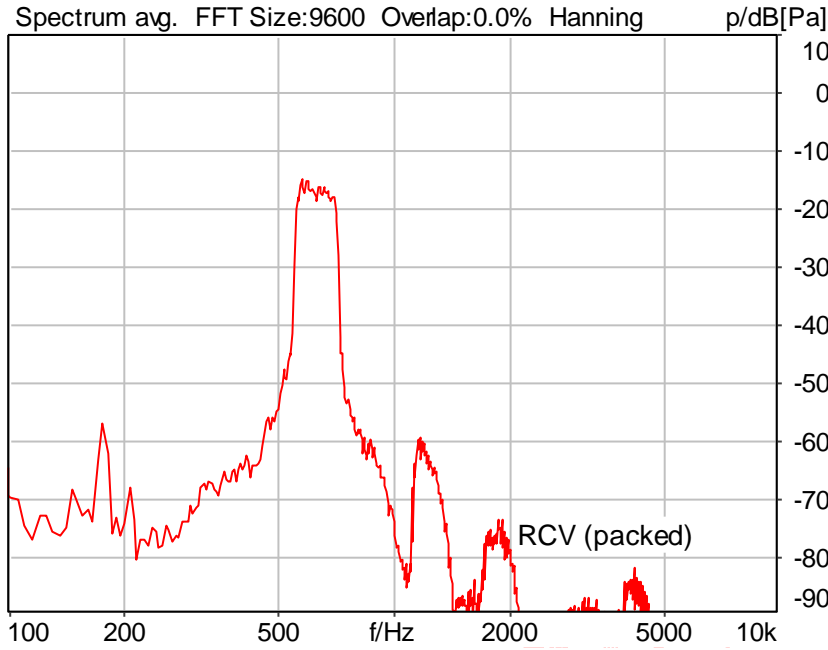
Limits

	lower
Run 1	20.00 dB



### 5.2 RCV Distortion and Noise - 630 Hz WB

TIA-5050 (2018-01) \ Measurements \ Wideband \ 5.2 Receive Distortion and Noise 2N change frequency range



Distortion (Noise) RCV (packed): 38.16 dB (1.24%) Ok

Ok

10/11/2023 5:22 PM ACQUA 5.1.200

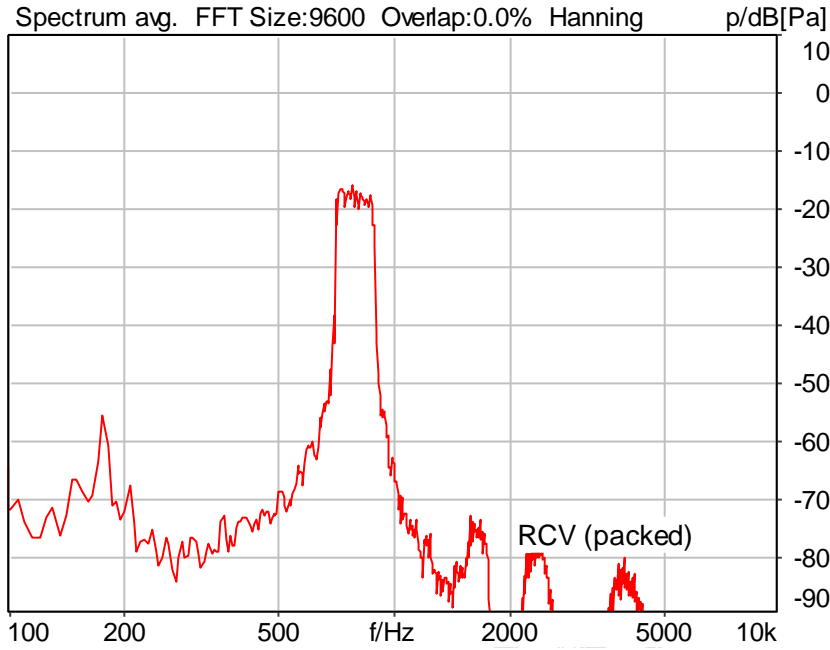
Limits

	lower
Run 1	20.00 dB



### 5.2 RCV Distortion and Noise - 800 Hz WB

TIA-5050 (2018-01) \ Measurements \ Wideband \ 5.2 Receive Distortion and Noise 2N change frequency range



Distortion (Noise) RCV (packed): 41.26 dB (0.87%) Ok

Ok

10/11/2023 5:23 PM ACQUA 5.1.200

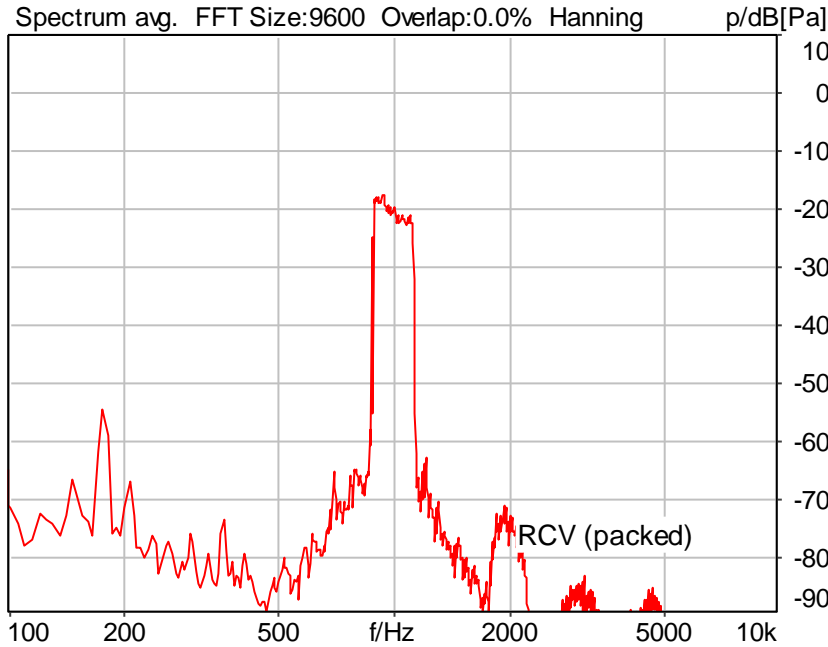
Limits

	lower
Run 1	20.00 dB



### 5.2 RCV Distortion and Noise - 1000 Hz WB

TIA-5050 (2018-01) \ Measurements \ Wideband \ 5.2 Receive Distortion and Noise 2N change frequency range



Distortion (Noise) RCV (packed): 45.27 dB (0.54%) Ok

Ok

10/11/2023 5:23 PM ACQUA 5.1.200

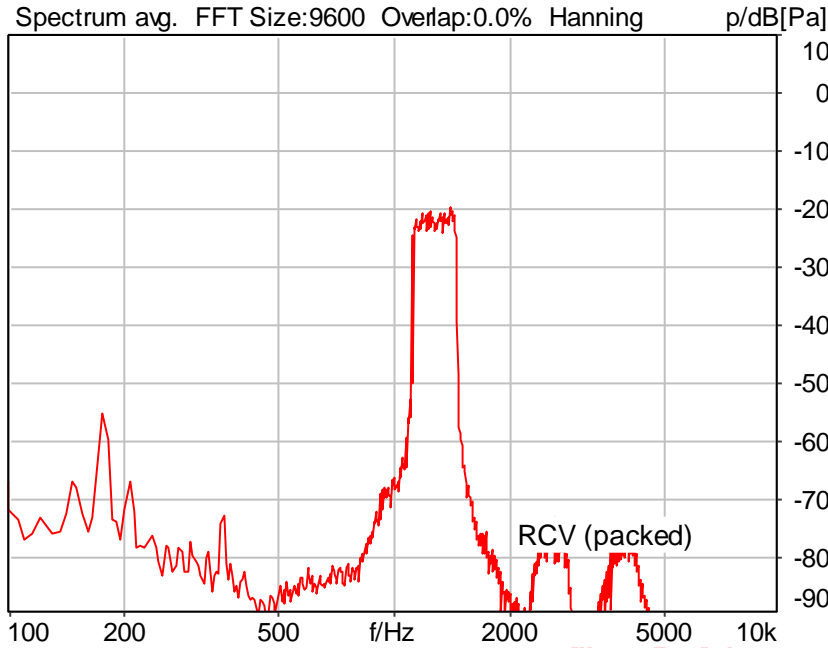
Limits

	lower
Run 1	20.00 dB



### 5.2 RCV Distortion and Noise - 1250 Hz WB

TIA-5050 (2018-01) \ Measurements \ Wideband \ 5.2 Receive Distortion and Noise 2N change frequency range



Distortion (Noise) RCV (packed): 33.20 dB (2.19%) Ok

Ok

10/11/2023 5:23 PM ACQUA 5.1.200

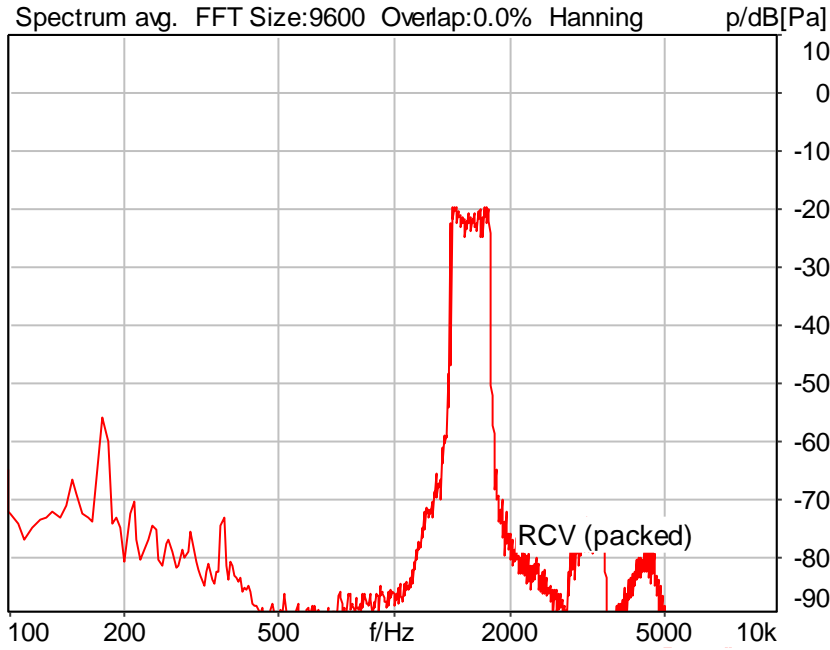
Limits

	lower
Run 1	20.00 dB



### 5.2 RCV Distortion and Noise - 1600 Hz WB

TIA-5050 (2018-01) \ Measurements \ Wideband \ 5.2 Receive Distortion and Noise 2N change frequency range



Distortion (Noise) RCV (packed): 43.79 dB (0.65%) Ok

Ok

10/11/2023 5:24 PM ACQUA 5.1.200

Limits

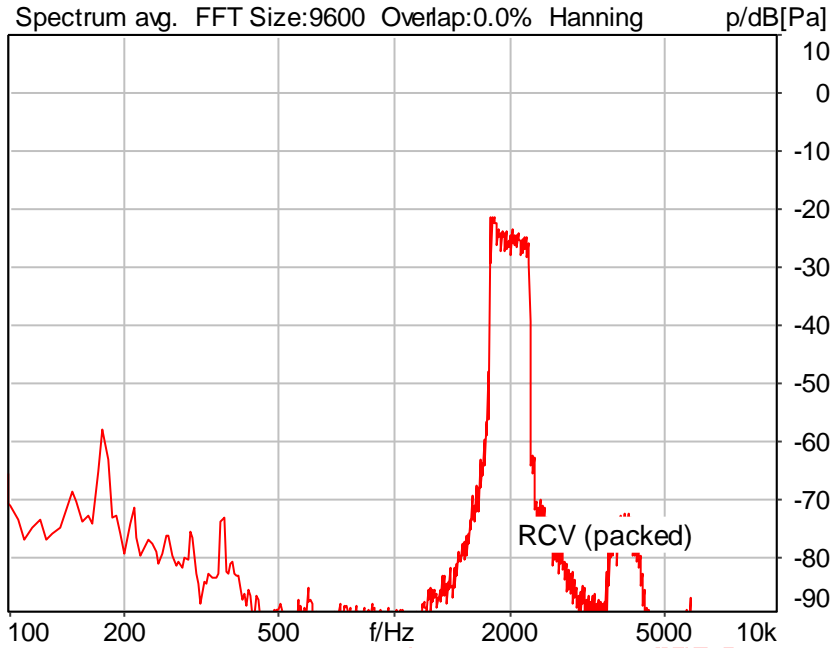
	lower
Run 1	20.00 dB





### 5.2 RCV Distortion and Noise - 2000 Hz WB

TIA-5050 (2018-01) \ Measurements \ Wideband \ 5.2 Receive Distortion and Noise 2N change frequency range



Distortion (Noise) RCV (packed): 40.75 dB (0.92%) Ok

Ok

10/11/2023 5:24 PM ACQUA 5.1.200

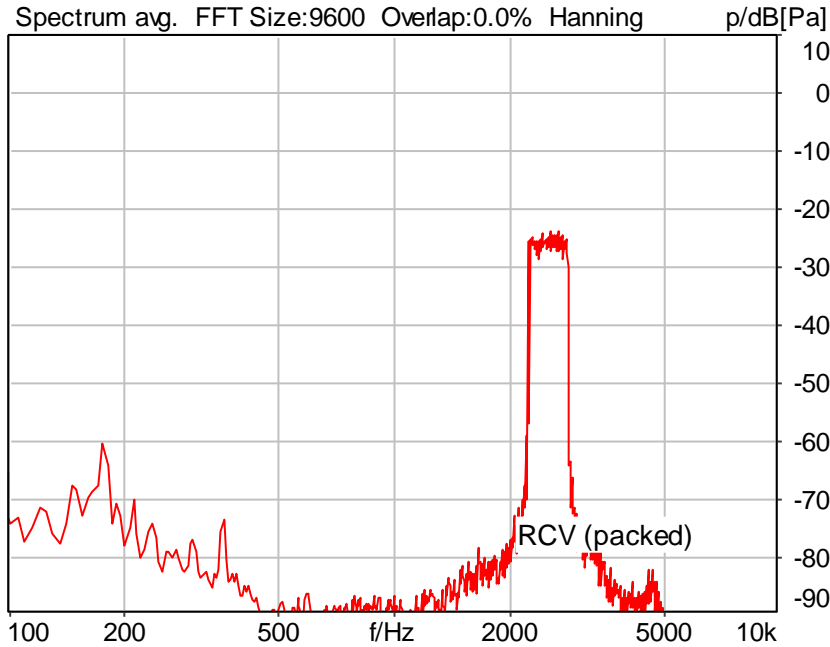
Limits

	lower
Run 1	20.00 dB



### 5.2 RCV Distortion and Noise - 2500 Hz WB

TIA-5050 (2018-01) \ Measurements \ Wideband \ 5.2 Receive Distortion and Noise 2N change frequency range



Distortion (Noise) RCV (packed): 44.90 dB (0.57%) Ok

Ok

10/11/2023 5:25 PM ACQUA 5.1.200

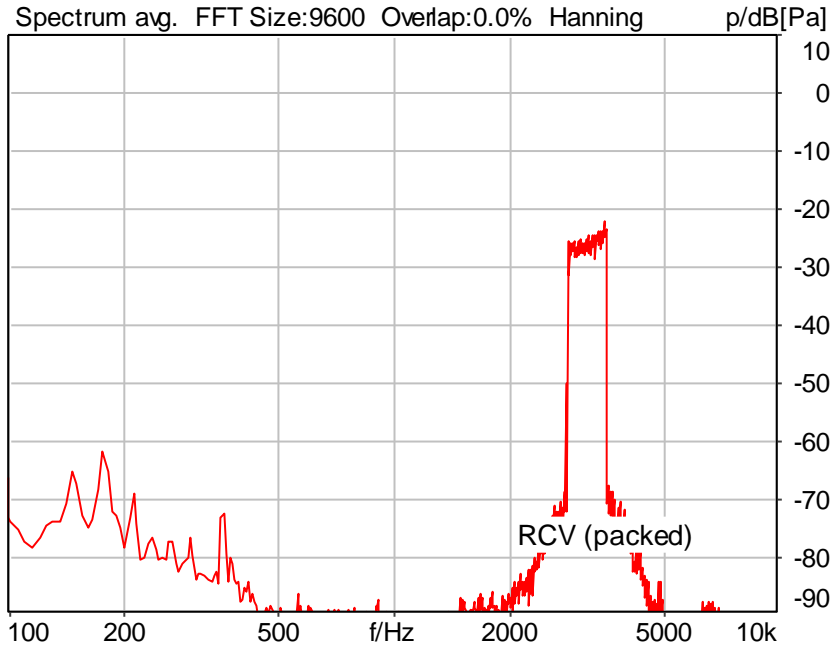
Limits

	lower
Run 1	20.00 dB



### 5.2 RCV Distortion and Noise - 3150 Hz WB

TIA-5050 (2018-01) \ Measurements \ Wideband \ 5.2 Receive Distortion and Noise 2N change frequency range



Distortion (Noise) RCV (packed): 44.85 dB (0.57%) Ok

Ok

10/11/2023 5:25 PM ACQUA 5.1.200

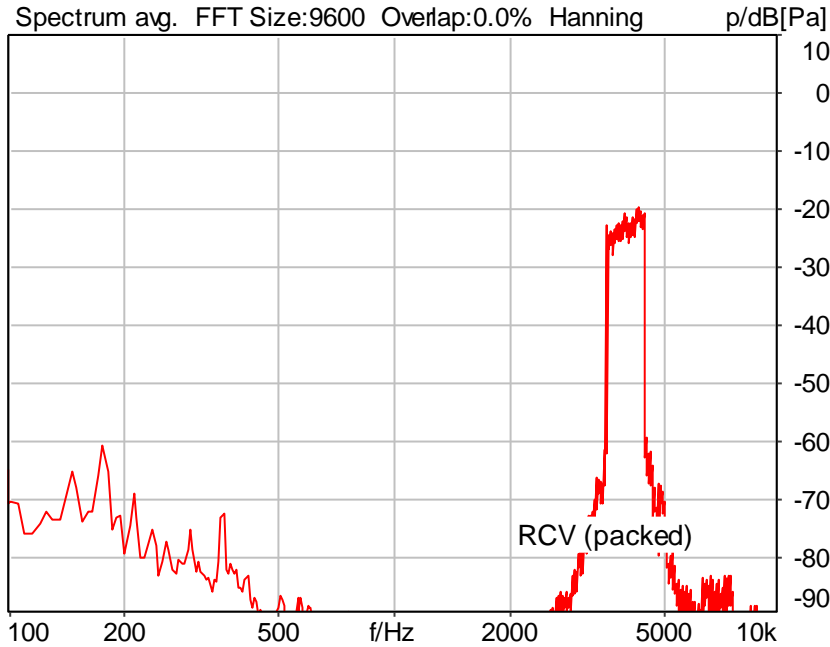
Limits

	lower
Run 1	20.00 dB



### 5.2 RCV Distortion and Noise - 4000 Hz WB

TIA-5050 (2018-01) \ Measurements \ Wideband \ 5.2 Receive Distortion and Noise 2N change frequency range



Distortion (Noise) RCV (packed): 44.37 dB (0.60%) Ok

Ok

10/11/2023 5:26 PM ACQUA 5.1.200

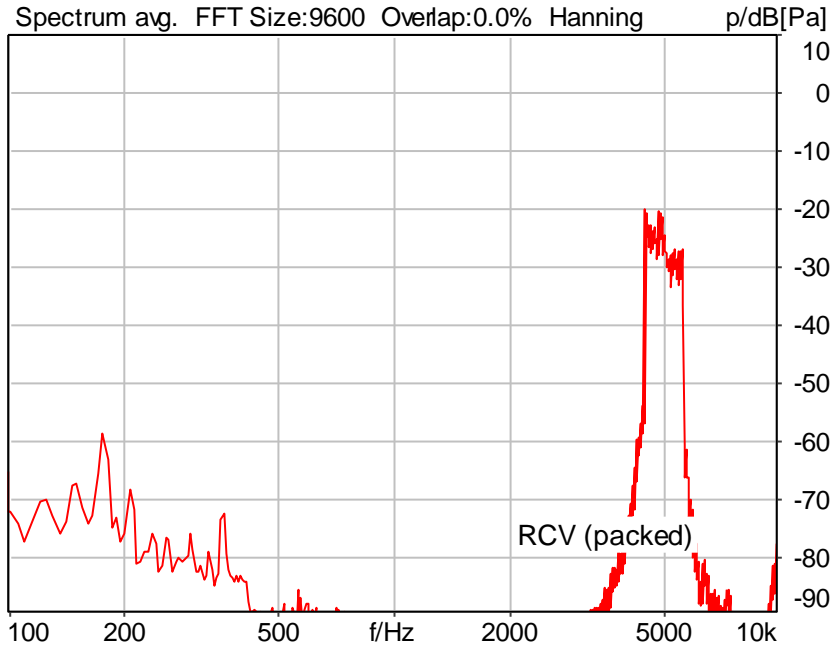
Limits

	lower
Run 1	20.00 dB



### 5.2 RCV Distortion and Noise - 5000 Hz WB

TIA-5050 (2018-01) \ Measurements \ Wideband \ 5.2 Receive Distortion and Noise 2N change frequency range



Distortion (Noise) RCV (packed): 38.95 dB (1.13%) Ok

Ok

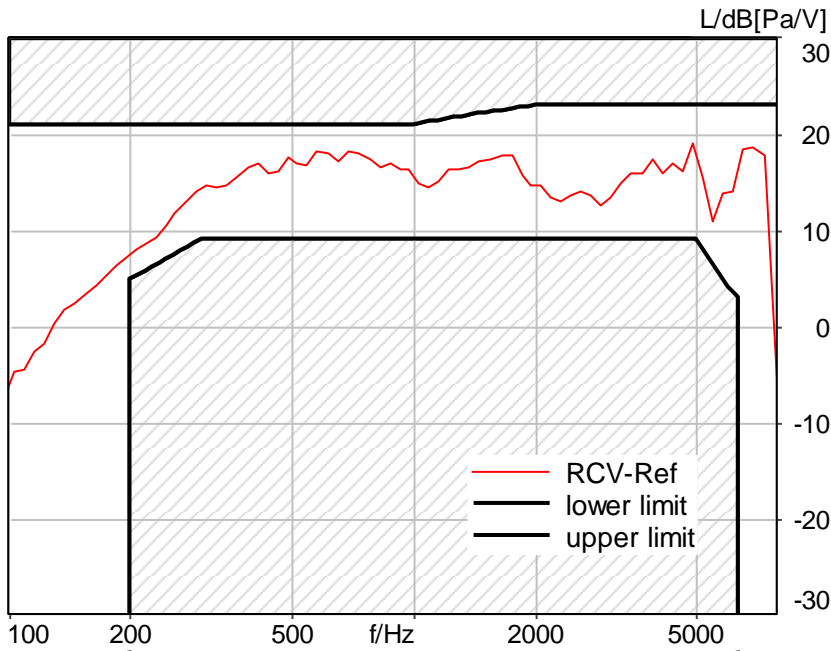
10/11/2023 5:26 PM ACQUA 5.1.200

Limits

	lower
Run 1	20.00 dB

### 5.3 Frequency Response 8N FF

TIA-5050 (2018-01) \ Measurements \ Wideband



Absolute minimal distance  
2.80 dB at 576.7 Hz Ok

**Ok**

10/11/2023 5:27 PM ACQUA 5.1.200  
Unmodified HEAD acoustics Measurement Descriptor

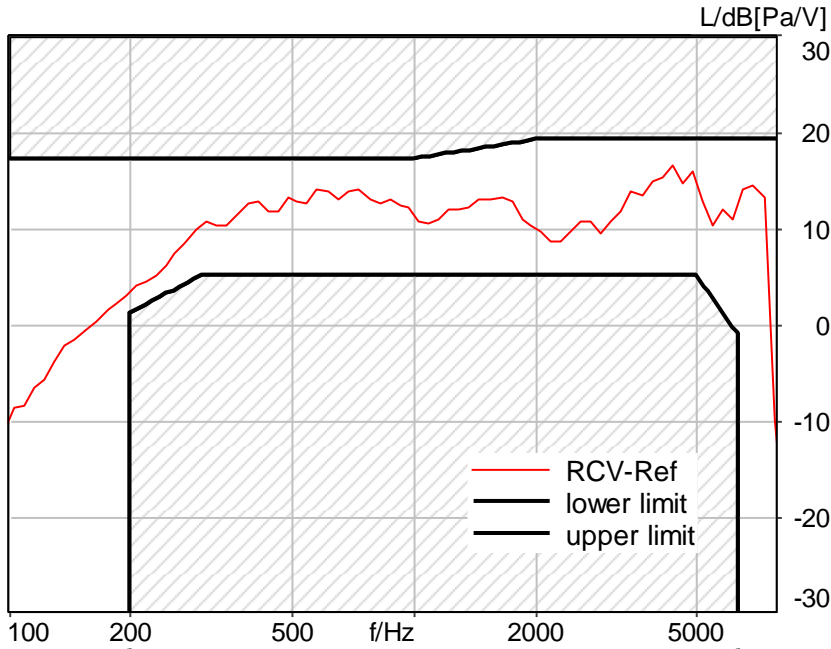
**Limits**

	<b>lower</b>
Run 1	Fit into tolerance



### 5.3 Frequency Response 2N FF

TIA-5050 (2018-01) \ Measurements \ Wideband



Absolute minimal distance  
2.54 dB at 4369.4 Hz Ok

Ok

10/11/2023 5:28 PM ACQUA 5.1.200

Limits

	lower
Run 1	Fit into tolerance



#9 LTE B48 EVS WB 24.4Kbps

SMD	Status	Single Value Description	Single Value
Overall Receive Delay WB	Done	Delay (Cross) [ms]	186.1
5.1a Receive Volume Control Performance 8N WB	Ok	Speech Level [dB[SPL]]	89.73
5.1b Receive Volume Control Performance 2N WB	Ok	Speech Level [dB[SPL]]	87.65
5.2 RCV Distortion and Noise - 250 Hz WB	Ok	Distortion (Noise) [dB], 0.0 dB	25.49
5.2 RCV Distortion and Noise - 315 Hz WB	Ok	Distortion (Noise) [dB], 0.0 dB	23.93
5.2 RCV Distortion and Noise - 400 Hz WB	Ok	Distortion (Noise) [dB], 0.0 dB	23.01
5.2 RCV Distortion and Noise - 500 Hz WB	Ok	Distortion (Noise) [dB], 0.0 dB	30.82
5.2 RCV Distortion and Noise - 630 Hz WB	Ok	Distortion (Noise) [dB], 0.0 dB	37.92
5.2 RCV Distortion and Noise - 800 Hz WB	Ok	Distortion (Noise) [dB], 0.0 dB	41.24
5.2 RCV Distortion and Noise - 1000 Hz WB	Ok	Distortion (Noise) [dB], 0.0 dB	47.06
5.2 RCV Distortion and Noise - 1250 Hz WB	Ok	Distortion (Noise) [dB], 0.0 dB	33.08
5.2 RCV Distortion and Noise - 1600 Hz WB	Ok	Distortion (Noise) [dB], 0.0 dB	44.56
5.2 RCV Distortion and Noise - 2000 Hz WB	Ok	Distortion (Noise) [dB], 0.0 dB	45.22
5.2 RCV Distortion and Noise - 2500 Hz WB	Ok	Distortion (Noise) [dB], 0.0 dB	48.04
5.2 RCV Distortion and Noise - 3150 Hz WB	Ok	Distortion (Noise) [dB], 0.0 dB	43.86
5.2 RCV Distortion and Noise - 4000 Hz WB	Ok	Distortion (Noise) [dB], 0.0 dB	43.18
5.2 RCV Distortion and Noise - 5000 Hz WB	Ok	Distortion (Noise) [dB], 0.0 dB	40.15
5.2 RCV Distortion and Noise - 250 Hz WB	Ok	Distortion (Noise) [dB], 0.0 dB	25.56
5.2 RCV Distortion and Noise - 315 Hz WB	Ok	Distortion (Noise) [dB], 0.0 dB	23.95
5.2 RCV Distortion and Noise - 400 Hz WB	Ok	Distortion (Noise) [dB], 0.0 dB	23.12
5.2 RCV Distortion and Noise - 500 Hz WB	Ok	Distortion (Noise) [dB], 0.0 dB	30.97
5.2 RCV Distortion and Noise - 630 Hz WB	Ok	Distortion (Noise) [dB], 0.0 dB	38.05
5.2 RCV Distortion and Noise - 800 Hz WB	Ok	Distortion (Noise) [dB], 0.0 dB	41.12
5.2 RCV Distortion and Noise - 1000 Hz WB	Ok	Distortion (Noise) [dB], 0.0 dB	45.11
5.2 RCV Distortion and Noise - 1250 Hz WB	Ok	Distortion (Noise) [dB], 0.0 dB	33.35
5.2 RCV Distortion and Noise - 1600 Hz WB	Ok	Distortion (Noise) [dB], 0.0 dB	43.70
5.2 RCV Distortion and Noise - 2000 Hz WB	Ok	Distortion (Noise) [dB], 0.0 dB	41.24
5.2 RCV Distortion and Noise - 2500 Hz WB	Ok	Distortion (Noise) [dB], 0.0 dB	44.91
5.2 RCV Distortion and Noise - 3150 Hz WB	Ok	Distortion (Noise) [dB], 0.0 dB	44.42
5.2 RCV Distortion and Noise - 4000 Hz WB	Ok	Distortion (Noise) [dB], 0.0 dB	44.08
5.2 RCV Distortion and Noise - 5000 Hz WB	Ok	Distortion (Noise) [dB], 0.0 dB	39.11
5.3 Frequency Response 8N FF	Ok	Min. dist. to tolerance scheme [dB], 205.7 Hz	2.88
5.3 Frequency Response 2N FF	Ok	Min. dist. to tolerance scheme [dB], 4369.4 Hz	2.13

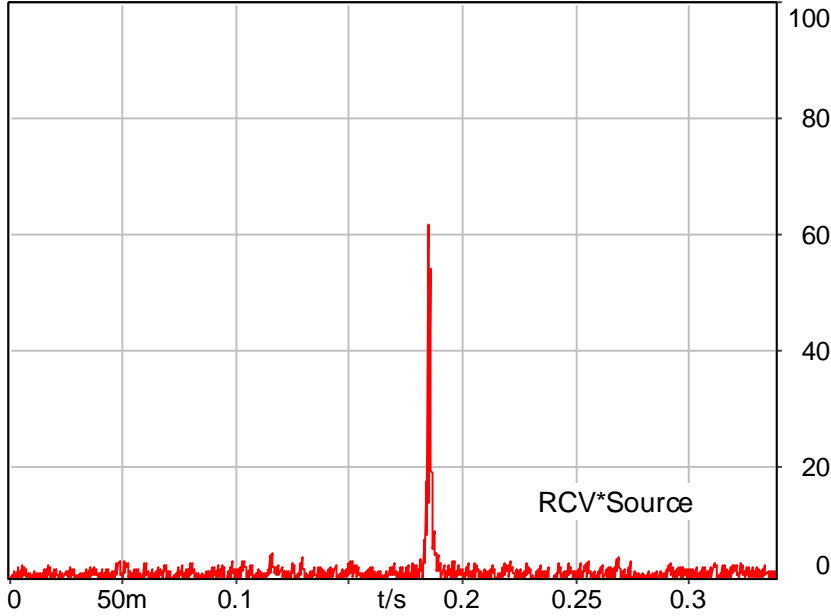




### Overall Receive Delay WB

TIA-5050 (2018-01) \ Measurements \ Wideband \ Preparation - Delay measurement

Cross correlation avg. FFT Size:131072 Overlap:0.0% Envelope %



Delay (Cross): 186.1 ms

10/12/2023 9:02 PM ACQUA 5.1.200

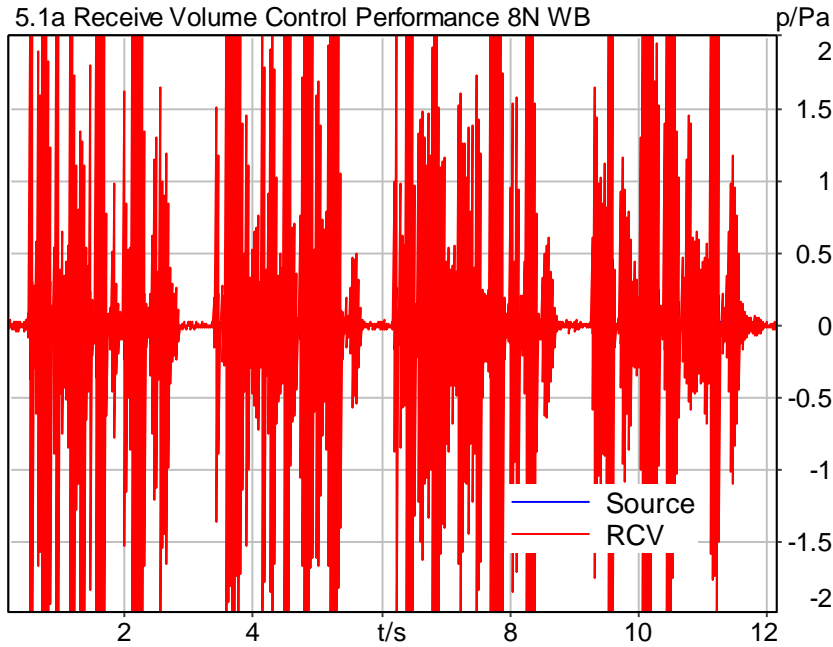
Unmodified HEAD acoustics Measurement Descriptor



### 5.1a Receive Volume Control Performance 8N WB

TIA-5050 (2018-01) \ Measurements \ Wideband

5.1a Receive Volume Control Performance 8N WB



Speech Level RCV: 89.73 dB[SPL], Act.: 59.95% Ok

**Ok**

10/12/2023 9:02 PM ACQUA 5.1.200

Unmodified HEAD acoustics Measurement Descriptor

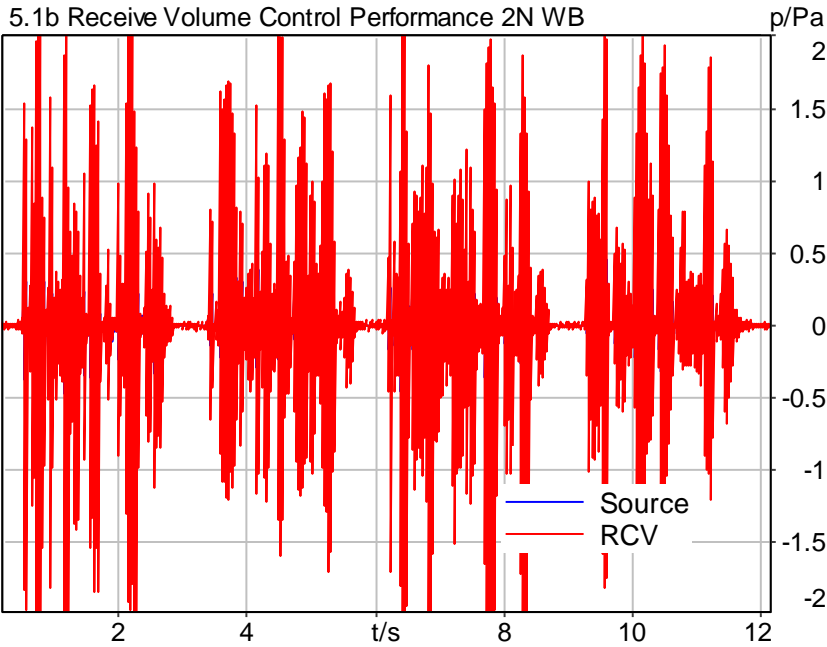
**Limits**

	<b>lower</b>
Run 1	88.00 dB20uPa



### 5.1b Receive Volume Control Performance 2N WB

TIA-5050 (2018-01) \ Measurements \ Wideband



Speech Level RCV: 87.65 dB[SPL], Act.: 31.66% Ok

**Ok**

10/12/2023 9:03 PM ACQUA 5.1.200

Unmodified HEAD acoustics Measurement Descriptor

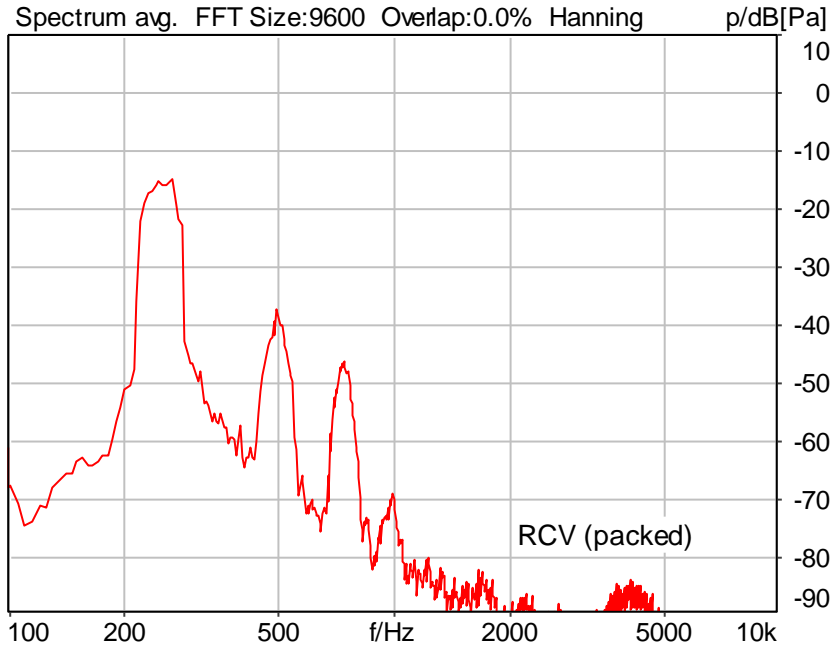
**Limits**

	<b>lower</b>
Run 1	76.00 dB20uPa



### 5.2 RCV Distortion and Noise - 250 Hz WB

TIA-5050 (2018-01) \ Measurements \ Wideband \ 5.2 Receive Distortion and Noise 8N change frequency range



Distortion (Noise) RCV (packed): 25.49 dB (5.31%) Ok

Ok

10/12/2023 8:39 PM ACQUA 5.1.200

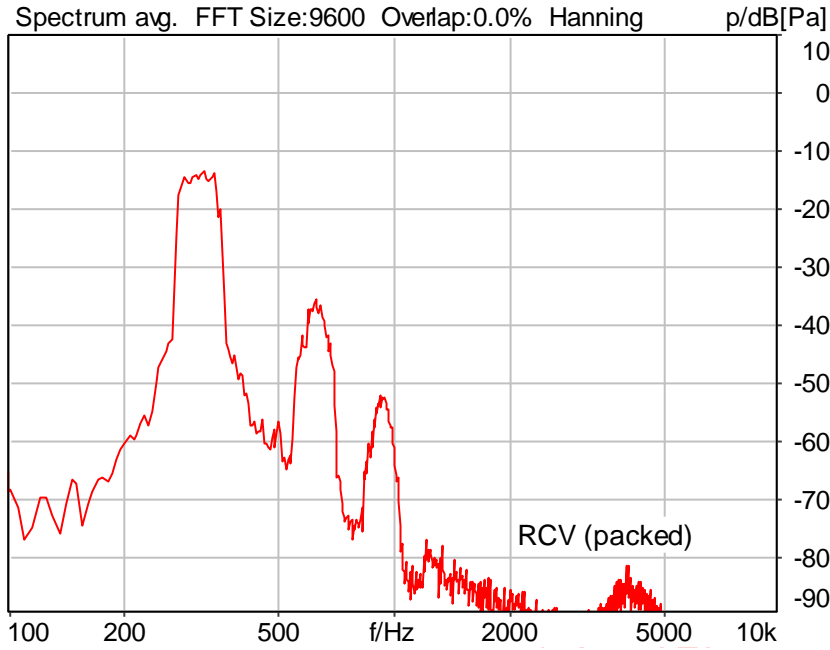
Limits

	lower
Run 1	20.00 dB



### 5.2 RCV Distortion and Noise - 315 Hz WB

TIA-5050 (2018-01) \ Measurements \ Wideband \ 5.2 Receive Distortion and Noise 8N change frequency range



Distortion (Noise) RCV (packed): 23.93 dB (6.36%) Ok

Ok

10/12/2023 8:39 PM ACQUA 5.1.200

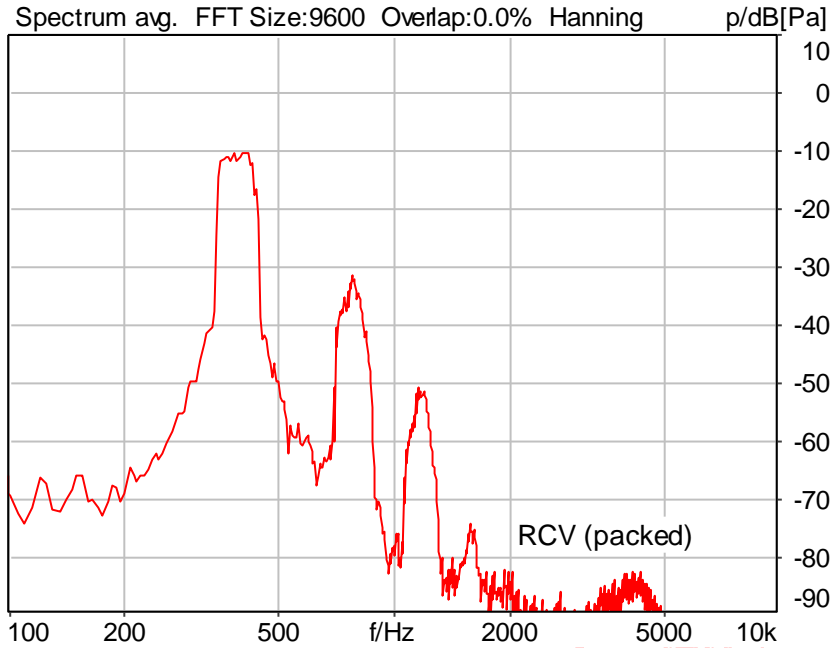
Limits

	lower
Run 1	20.00 dB



### 5.2 RCV Distortion and Noise - 400 Hz WB

TIA-5050 (2018-01) \ Measurements \ Wideband \ 5.2 Receive Distortion and Noise 8N change frequency range



Distortion (Noise) RCV (packed): 23.01 dB (7.07%) Ok

Ok

10/12/2023 8:40 PM ACQUA 5.1.200

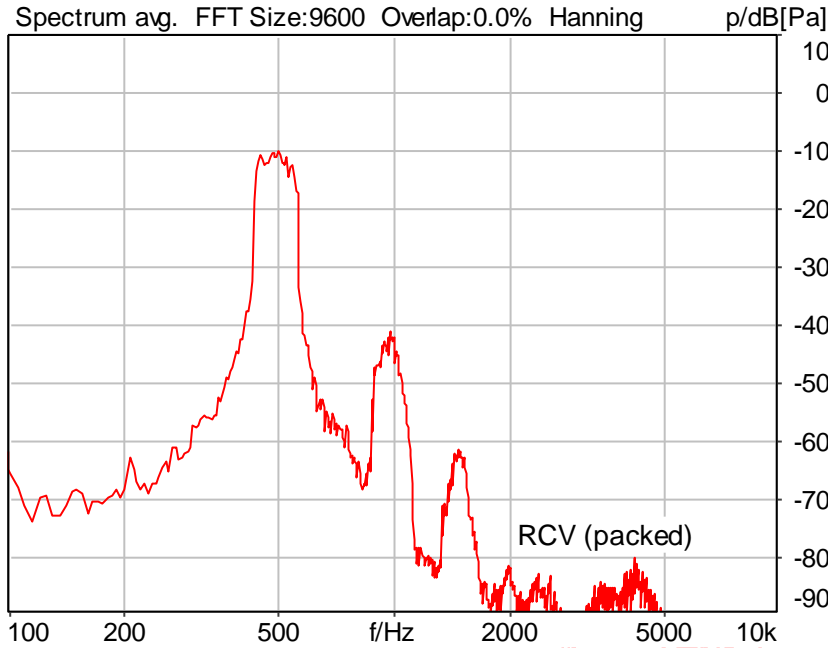
Limits

	lower
Run 1	20.00 dB



### 5.2 RCV Distortion and Noise - 500 Hz WB

TIA-5050 (2018-01) \ Measurements \ Wideband \ 5.2 Receive Distortion and Noise 8N change frequency range



Distortion (Noise) RCV (packed): 30.82 dB (2.88%) Ok

Ok

10/12/2023 8:40 PM ACQUA 5.1.200

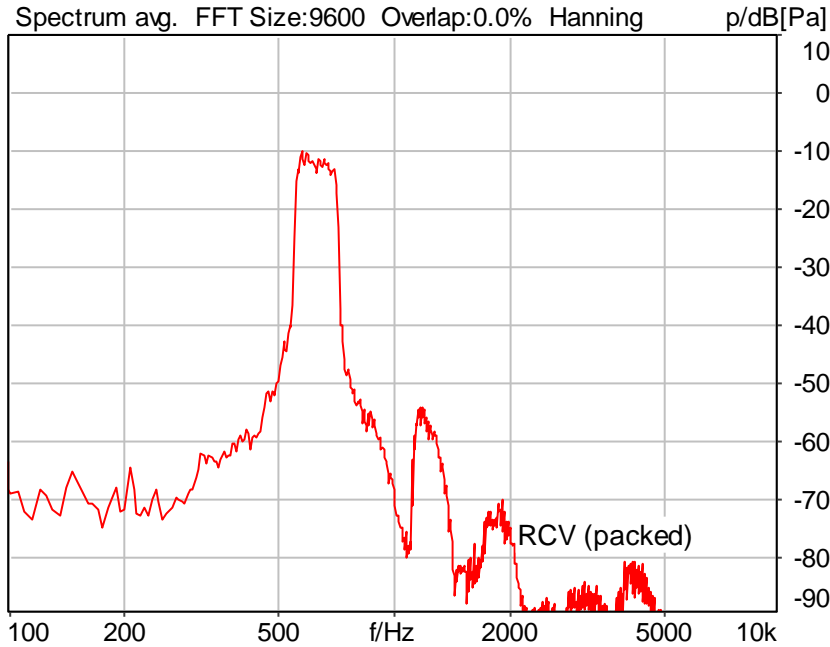
Limits

	lower
Run 1	20.00 dB



### 5.2 RCV Distortion and Noise - 630 Hz WB

TIA-5050 (2018-01) \ Measurements \ Wideband \ 5.2 Receive Distortion and Noise 8N change frequency range



Distortion (Noise) RCV (packed): 37.92 dB (1.27%) Ok

Ok

10/12/2023 8:41 PM ACQUA 5.1.200

Limits

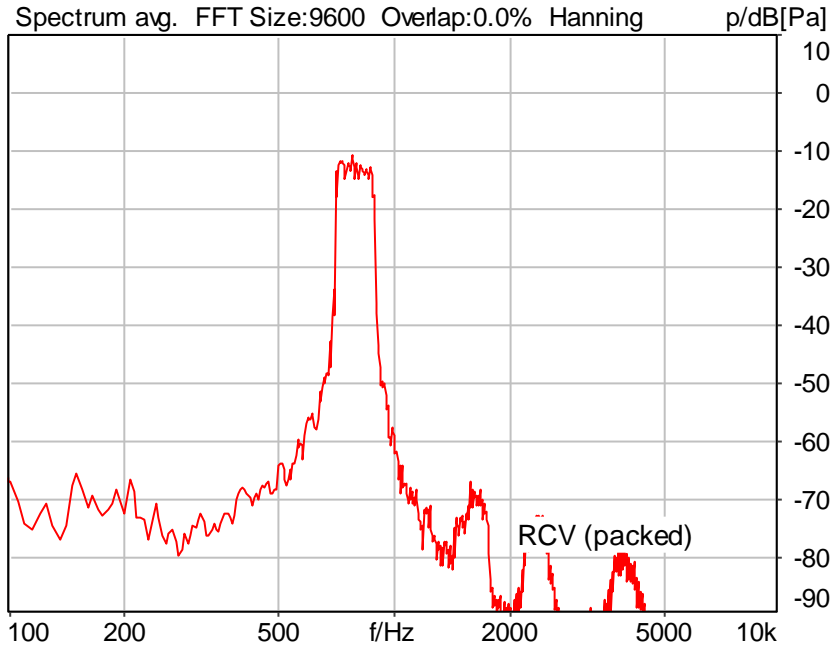
	lower
Run 1	20.00 dB





### 5.2 RCV Distortion and Noise - 800 Hz WB

TIA-5050 (2018-01) \ Measurements \ Wideband \ 5.2 Receive Distortion and Noise 8N change frequency range



Distortion (Noise) RCV (packed): 41.24 dB (0.87%) Ok

Ok

10/12/2023 8:41 PM ACQUA 5.1.200

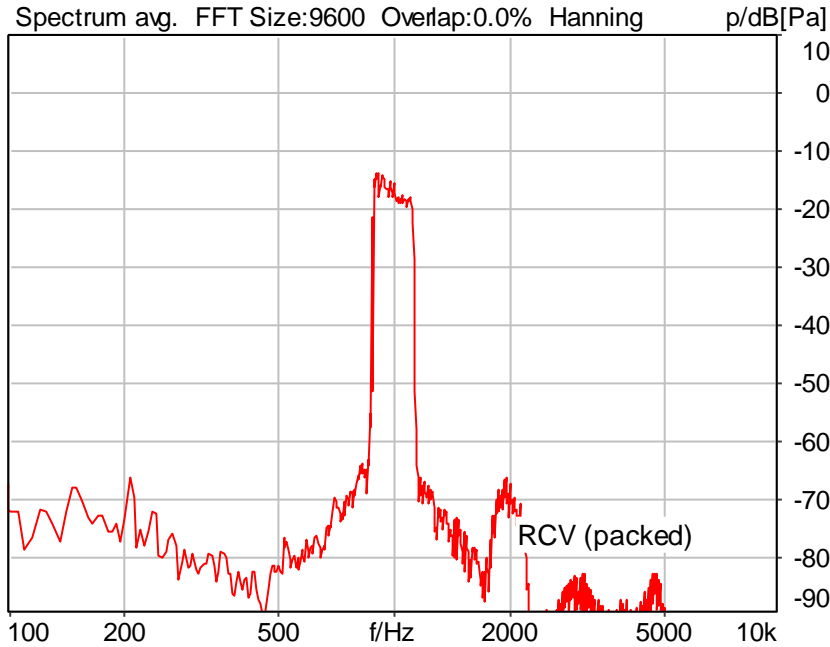
Limits

	lower
Run 1	20.00 dB



### 5.2 RCV Distortion and Noise - 1000 Hz WB

TIA-5050 (2018-01) \ Measurements \ Wideband \ 5.2 Receive Distortion and Noise 8N change frequency range



Distortion (Noise) RCV (packed): 47.06 dB (0.44%) Ok

Ok

10/12/2023 8:41 PM ACQUA 5.1.200

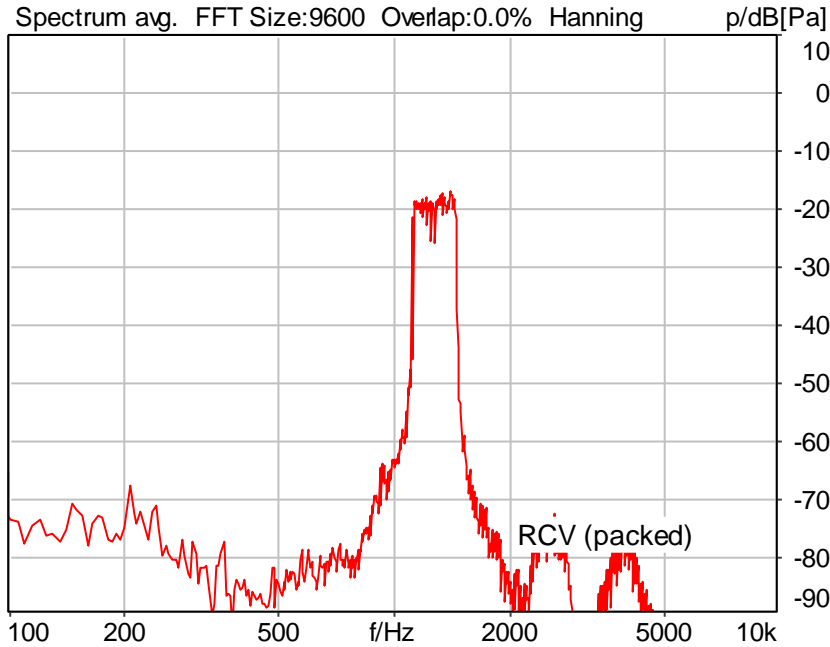
Limits

	lower
Run 1	20.00 dB



### 5.2 RCV Distortion and Noise - 1250 Hz WB

TIA-5050 (2018-01) \ Measurements \ Wideband \ 5.2 Receive Distortion and Noise 8N change frequency range



Distortion (Noise) RCV (packed): 33.08 dB (2.22%) Ok

Ok

10/12/2023 8:42 PM ACQUA 5.1.200

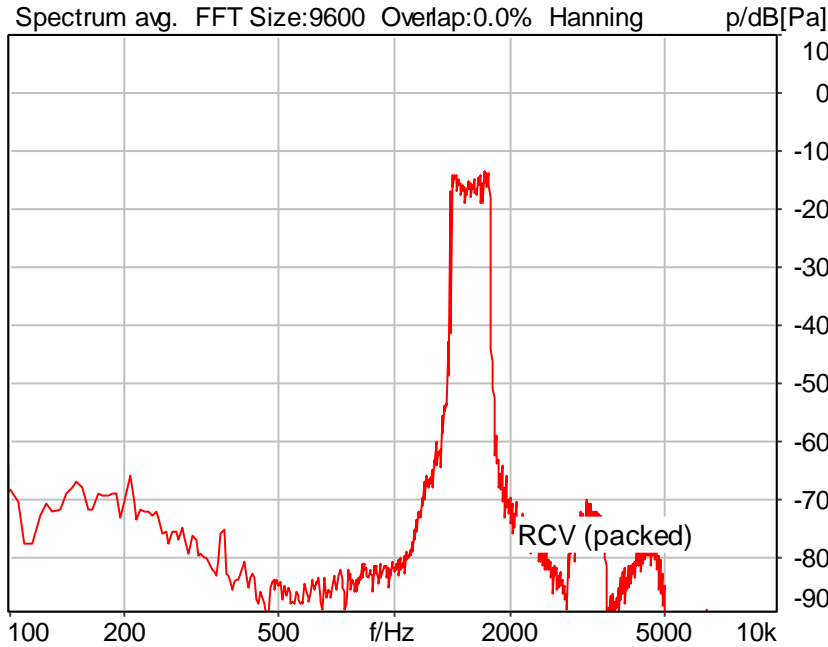
Limits

	lower
Run 1	20.00 dB



### 5.2 RCV Distortion and Noise - 1600 Hz WB

TIA-5050 (2018-01) \ Measurements \ Wideband \ 5.2 Receive Distortion and Noise 8N change frequency range



Distortion (Noise) RCV (packed): 44.56 dB (0.59%) Ok

Ok

10/12/2023 8:42 PM ACQUA 5.1.200

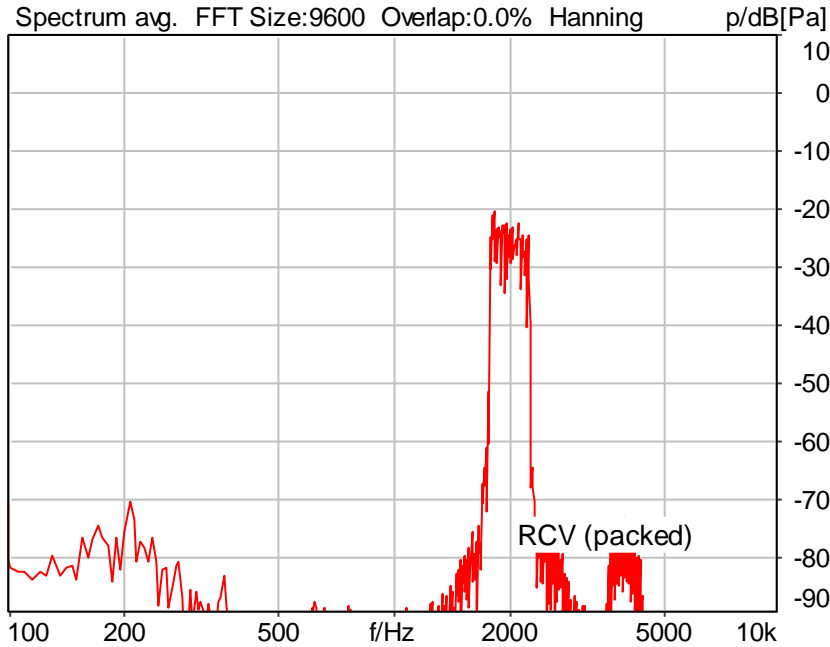
Limits

	lower
Run 1	20.00 dB



### 5.2 RCV Distortion and Noise - 2000 Hz WB

TIA-5050 (2018-01) \ Measurements \ Wideband \ 5.2 Receive Distortion and Noise 8N change frequency range



Distortion (Noise) RCV (packed): 45.22 dB (0.55%) Ok

Ok

10/12/2023 8:43 PM ACQUA 5.1.200

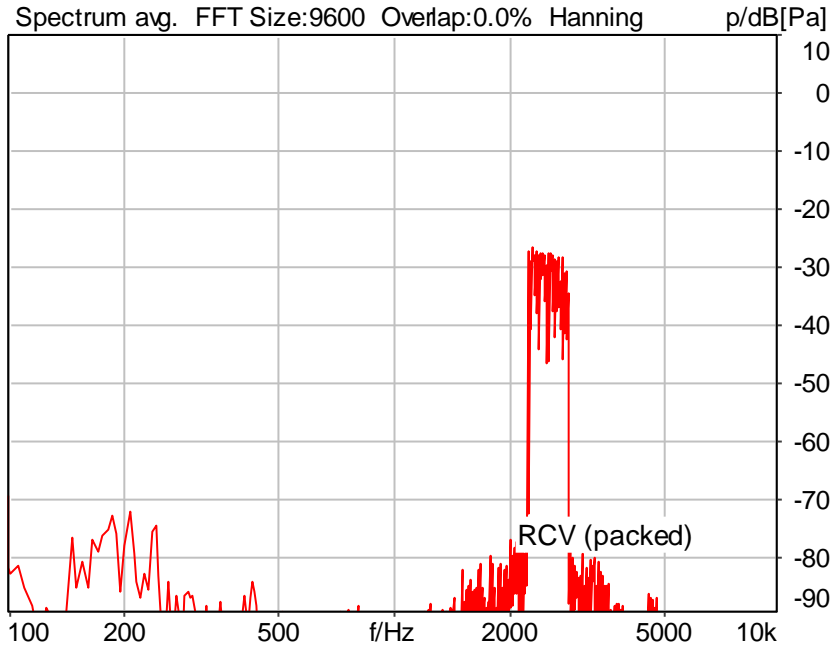
Limits

	lower
Run 1	20.00 dB



### 5.2 RCV Distortion and Noise - 2500 Hz WB

TIA-5050 (2018-01) \ Measurements \ Wideband \ 5.2 Receive Distortion and Noise 8N change frequency range



Distortion (Noise) RCV (packed): 48.04 dB (0.40%) Ok

Ok

10/12/2023 8:43 PM ACQUA 5.1.200

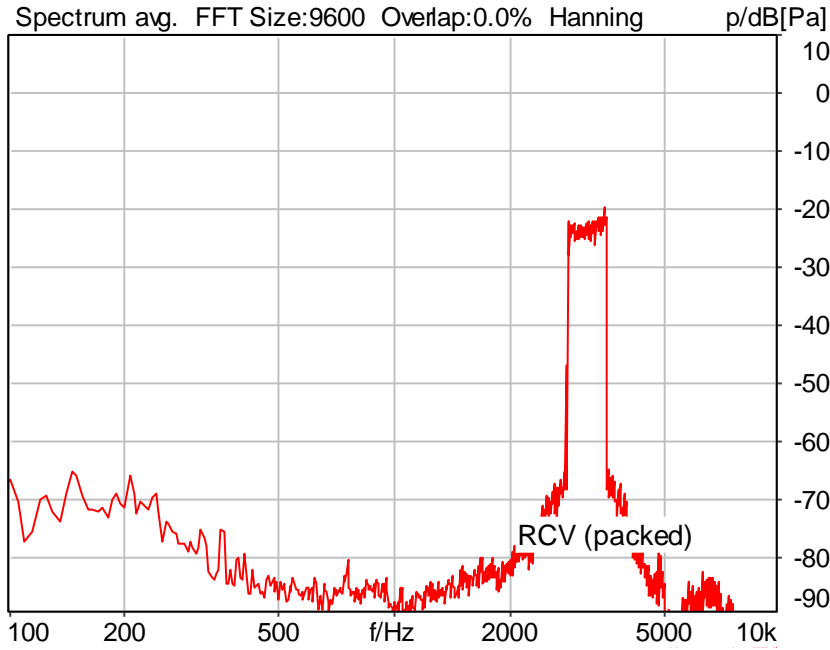
Limits

	lower
Run 1	20.00 dB



### 5.2 RCV Distortion and Noise - 3150 Hz WB

TIA-5050 (2018-01) \ Measurements \ Wideband \ 5.2 Receive Distortion and Noise 8N change frequency range



Distortion (Noise) RCV (packed): 43.86 dB (0.64%) Ok

Ok

10/12/2023 8:44 PM ACQUA 5.1.200

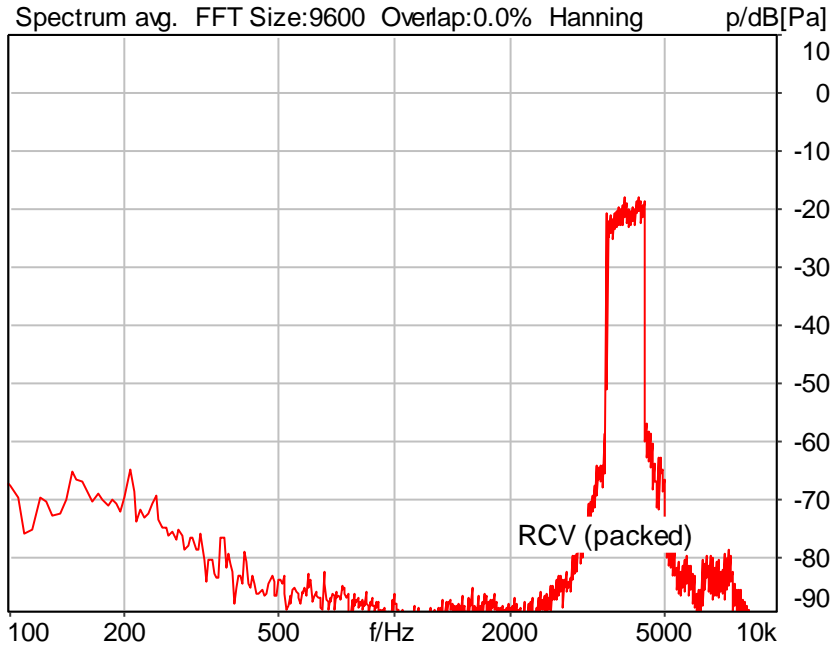
Limits

	lower
Run 1	20.00 dB



### 5.2 RCV Distortion and Noise - 4000 Hz WB

TIA-5050 (2018-01) \ Measurements \ Wideband \ 5.2 Receive Distortion and Noise 8N change frequency range



Distortion (Noise) RCV (packed): 43.18 dB (0.69%) Ok

Ok

10/12/2023 8:44 PM ACQUA 5.1.200

Limits

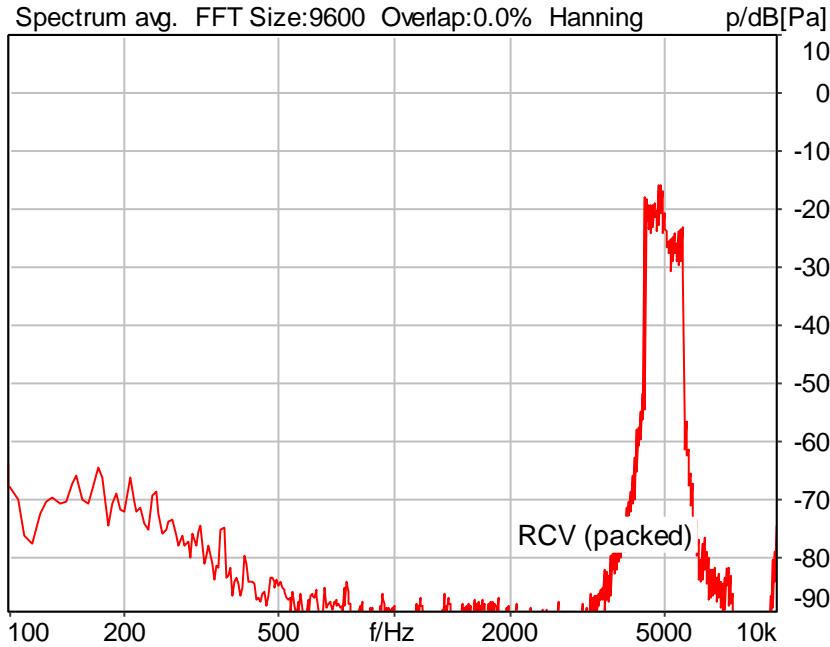
	lower
Run 1	20.00 dB





### 5.2 RCV Distortion and Noise - 5000 Hz WB

TIA-5050 (2018-01) \ Measurements \ Wideband \ 5.2 Receive Distortion and Noise 8N change frequency range



Distortion (Noise) RCV (packed): 40.15 dB (0.98%) Ok

Ok

10/12/2023 8:45 PM ACQUA 5.1.200

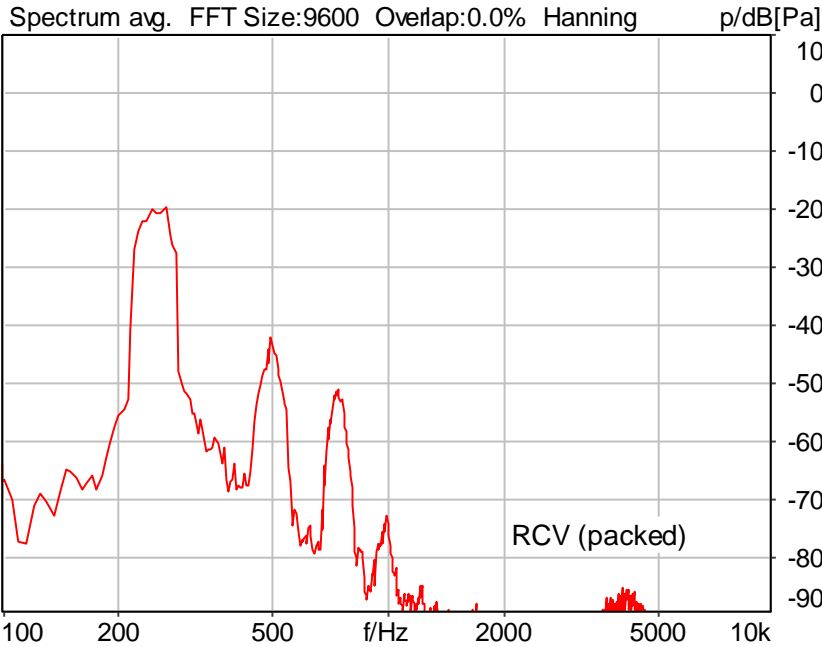
Limits

	lower
Run 1	20.00 dB



### 5.2 RCV Distortion and Noise - 250 Hz WB

TIA-5050 (2018-01) \ Measurements \ Wideband \ 5.2 Receive Distortion and Noise 2N change frequency range



Distortion (Noise) RCV (packed): 25.56 dB (5.27%) Ok

Ok

10/12/2023 8:45 PM ACQUA 5.1.200

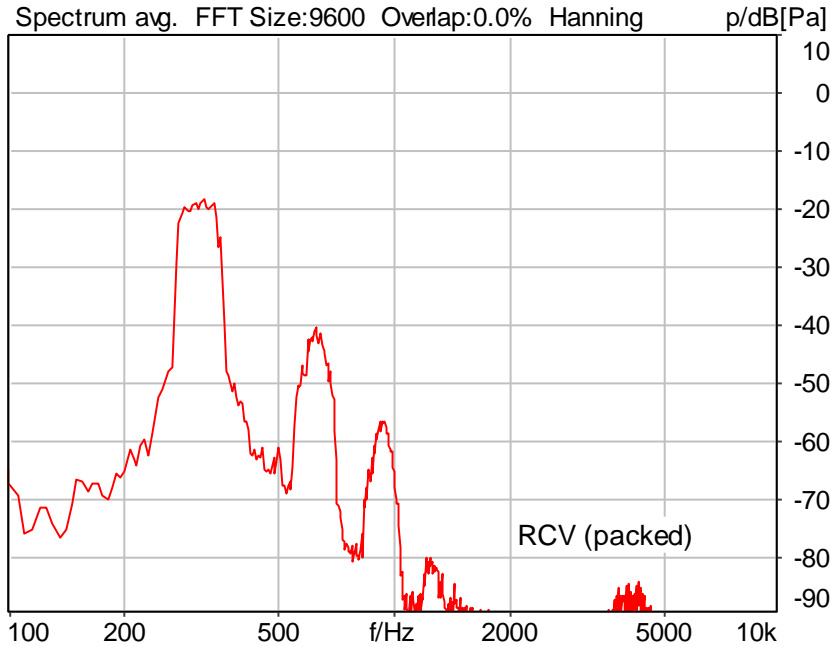
Limits

	lower
Run 1	20.00 dB



### 5.2 RCV Distortion and Noise - 315 Hz WB

TIA-5050 (2018-01) \ Measurements \ Wideband \ 5.2 Receive Distortion and Noise 2N change frequency range



Distortion (Noise) RCV (packed): 23.95 dB (6.34%) Ok

Ok

10/12/2023 8:46 PM ACQUA 5.1.200

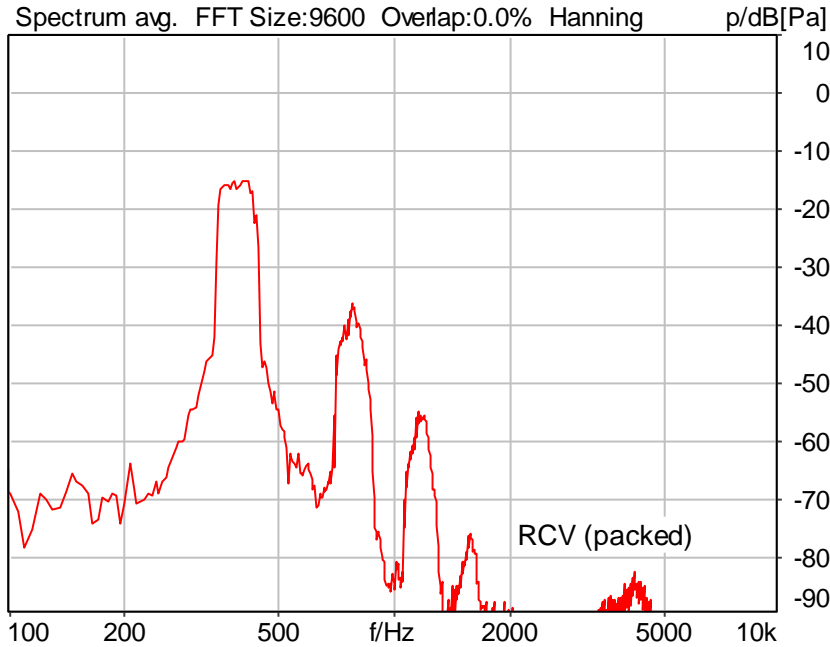
Limits

	lower
Run 1	20.00 dB



### 5.2 RCV Distortion and Noise - 400 Hz WB

TIA-5050 (2018-01) \ Measurements \ Wideband \ 5.2 Receive Distortion and Noise 2N change frequency range



Distortion (Noise) RCV (packed): 23.12 dB (6.98%) Ok

Ok

10/12/2023 8:46 PM ACQUA 5.1.200

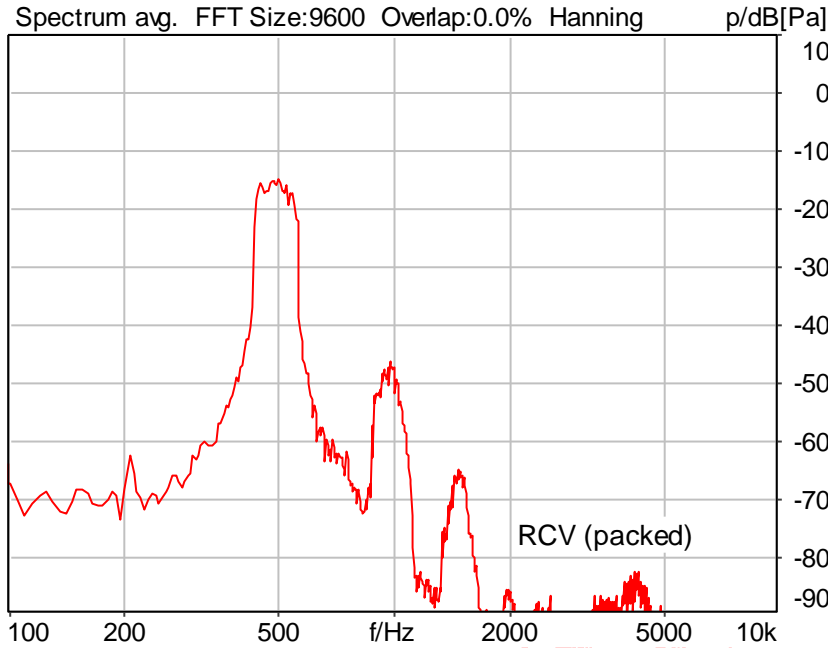
Limits

	lower
Run 1	20.00 dB



### 5.2 RCV Distortion and Noise - 500 Hz WB

TIA-5050 (2018-01) \ Measurements \ Wideband \ 5.2 Receive Distortion and Noise 2N change frequency range



Distortion (Noise) RCV (packed): 30.97 dB (2.83%) Ok

Ok

10/12/2023 8:47 PM ACQUA 5.1.200

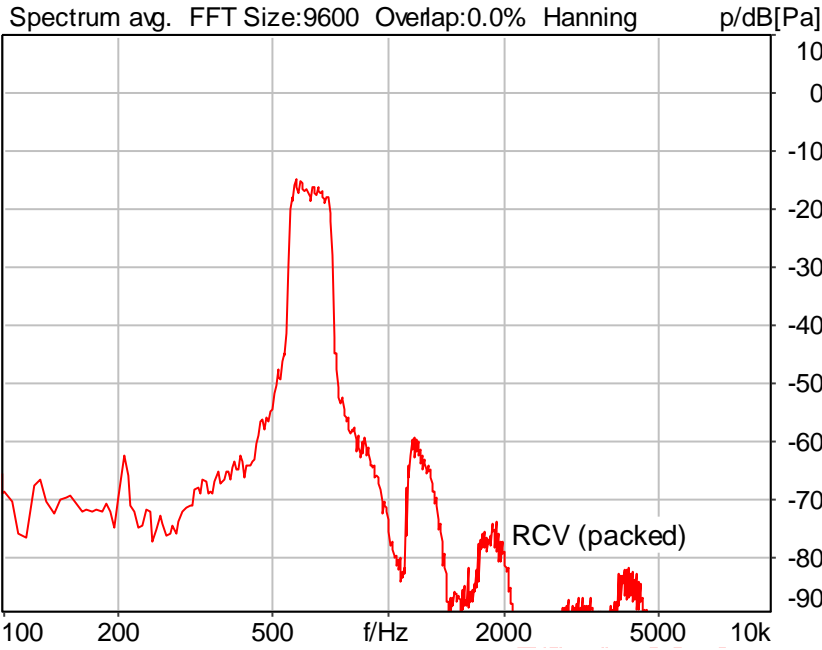
Limits

	lower
Run 1	20.00 dB



### 5.2 RCV Distortion and Noise - 630 Hz WB

TIA-5050 (2018-01) \ Measurements \ Wideband \ 5.2 Receive Distortion and Noise 2N change frequency range



Distortion (Noise) RCV (packed): 38.05 dB (1.25%) Ok

Ok

10/12/2023 8:47 PM ACQUA 5.1.200

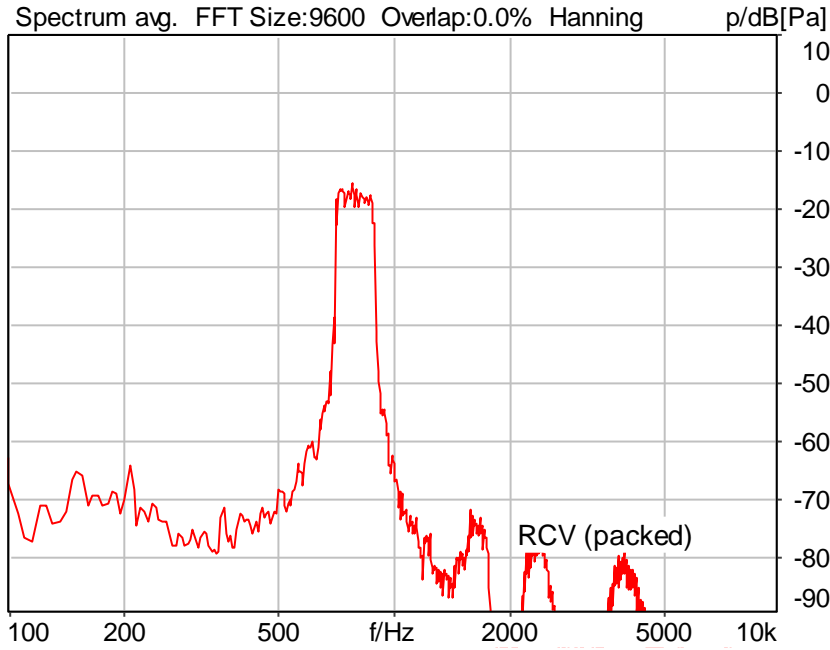
Limits

	lower
Run 1	20.00 dB



### 5.2 RCV Distortion and Noise - 800 Hz WB

TIA-5050 (2018-01) \ Measurements \ Wideband \ 5.2 Receive Distortion and Noise 2N change frequency range



Distortion (Noise) RCV (packed): 41.12 dB (0.88%) Ok

Ok

10/12/2023 8:48 PM ACQUA 5.1.200

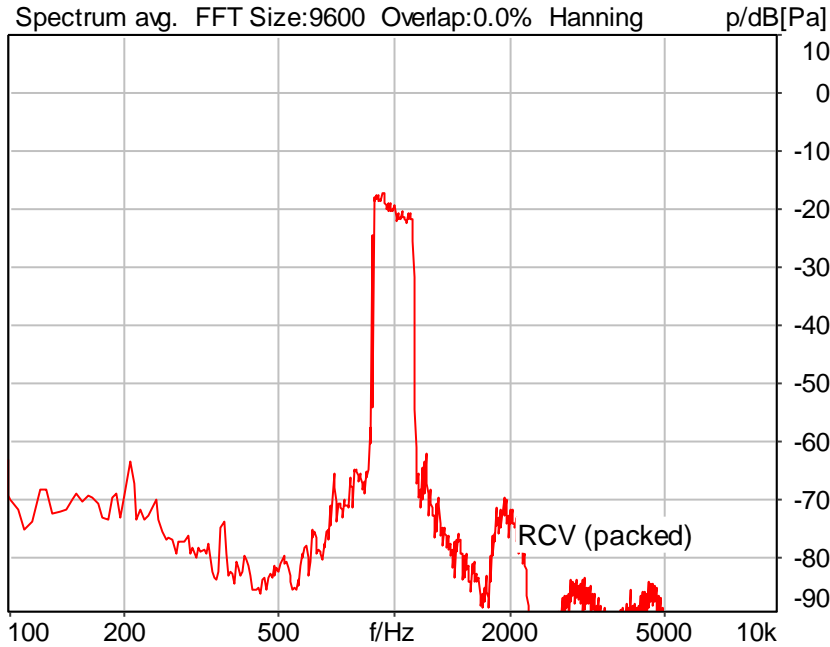
Limits

	lower
Run 1	20.00 dB



### 5.2 RCV Distortion and Noise - 1000 Hz WB

TIA-5050 (2018-01) \ Measurements \ Wideband \ 5.2 Receive Distortion and Noise 2N change frequency range



Distortion (Noise) RCV (packed): 45.11 dB (0.56%) Ok

Ok

10/12/2023 8:48 PM ACQUA 5.1.200

Limits

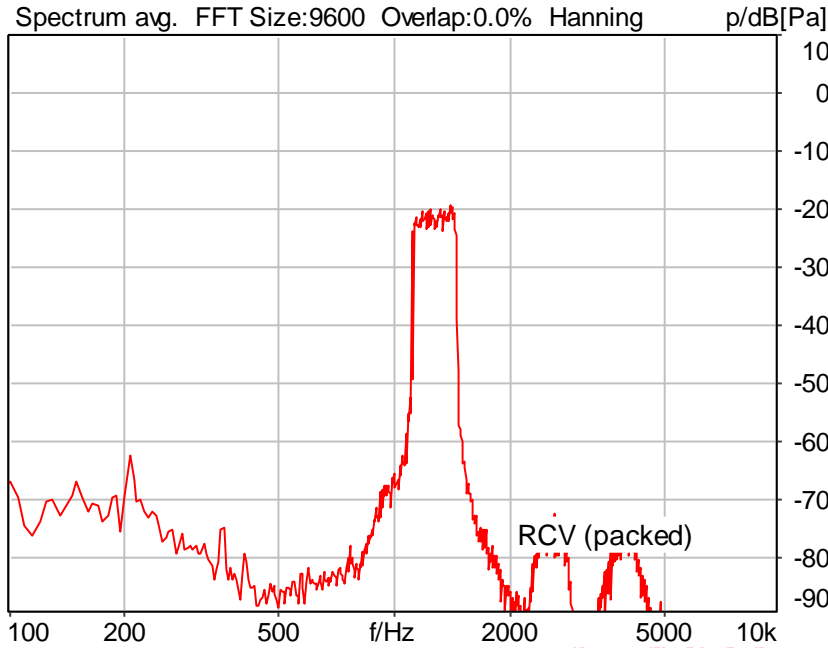
	lower
Run 1	20.00 dB





### 5.2 RCV Distortion and Noise - 1250 Hz WB

TIA-5050 (2018-01) \ Measurements \ Wideband \ 5.2 Receive Distortion and Noise 2N change frequency range



Distortion (Noise) RCV (packed): 33.35 dB (2.15%) Ok

Ok

10/12/2023 8:49 PM ACQUA 5.1.200

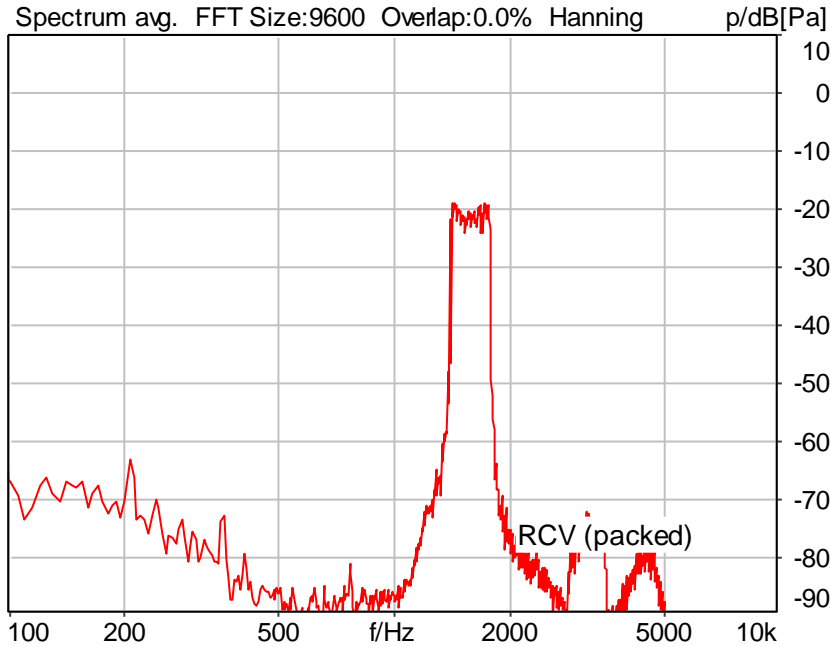
Limits

	lower
Run 1	20.00 dB



### 5.2 RCV Distortion and Noise - 1600 Hz WB

TIA-5050 (2018-01) \ Measurements \ Wideband \ 5.2 Receive Distortion and Noise 2N change frequency range



Distortion (Noise) RCV (packed): 43.70 dB (0.65%) Ok

Ok

10/12/2023 8:49 PM ACQUA 5.1.200

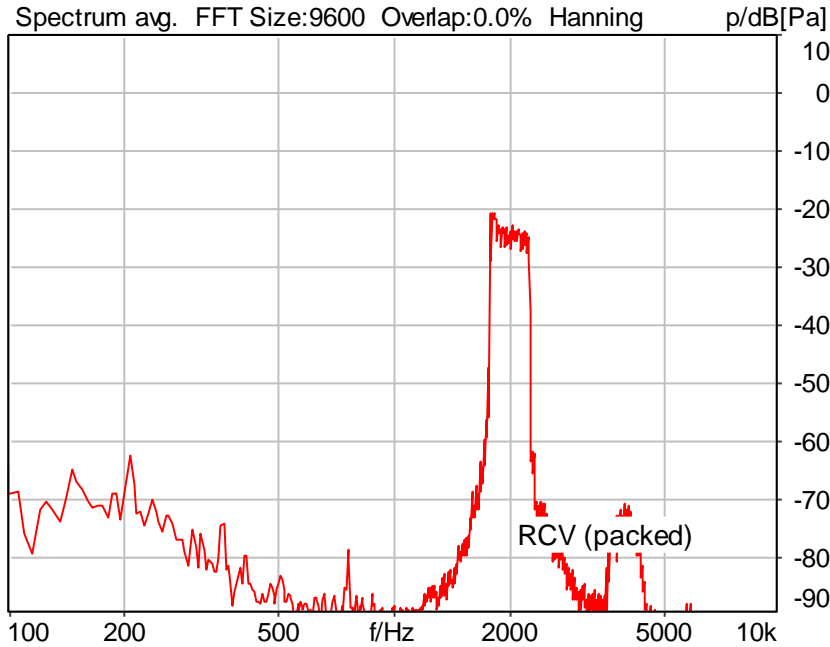
Limits

	lower
Run 1	20.00 dB



### 5.2 RCV Distortion and Noise - 2000 Hz WB

TIA-5050 (2018-01) \ Measurements \ Wideband \ 5.2 Receive Distortion and Noise 2N change frequency range



Distortion (Noise) RCV (packed): 41.24 dB (0.87%) Ok

Ok

10/12/2023 8:49 PM ACQUA 5.1.200

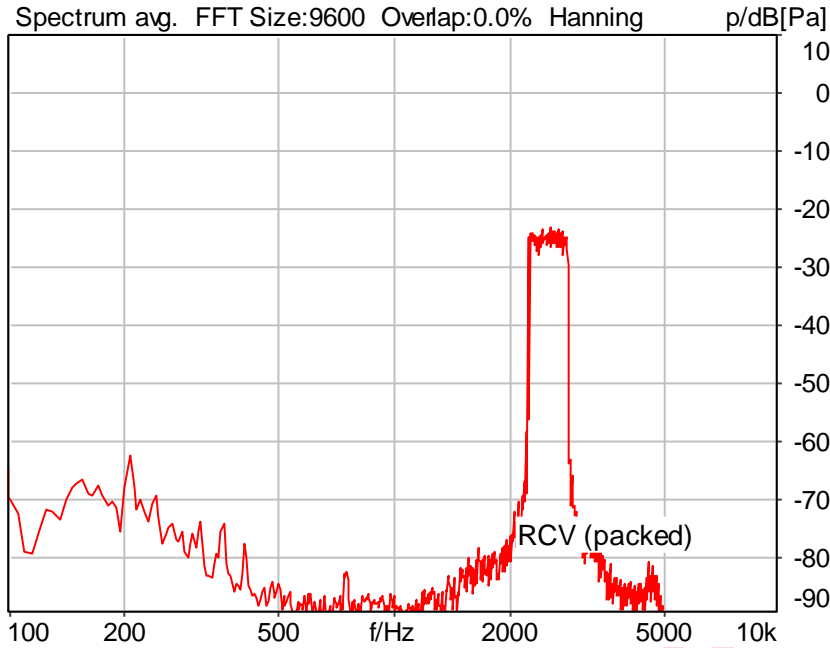
Limits

	lower
Run 1	20.00 dB



### 5.2 RCV Distortion and Noise - 2500 Hz WB

TIA-5050 (2018-01) \ Measurements \ Wideband \ 5.2 Receive Distortion and Noise 2N change frequency range



Distortion (Noise) RCV (packed): 44.91 dB (0.57%) Ok

Ok

10/12/2023 8:50 PM ACQUA 5.1.200

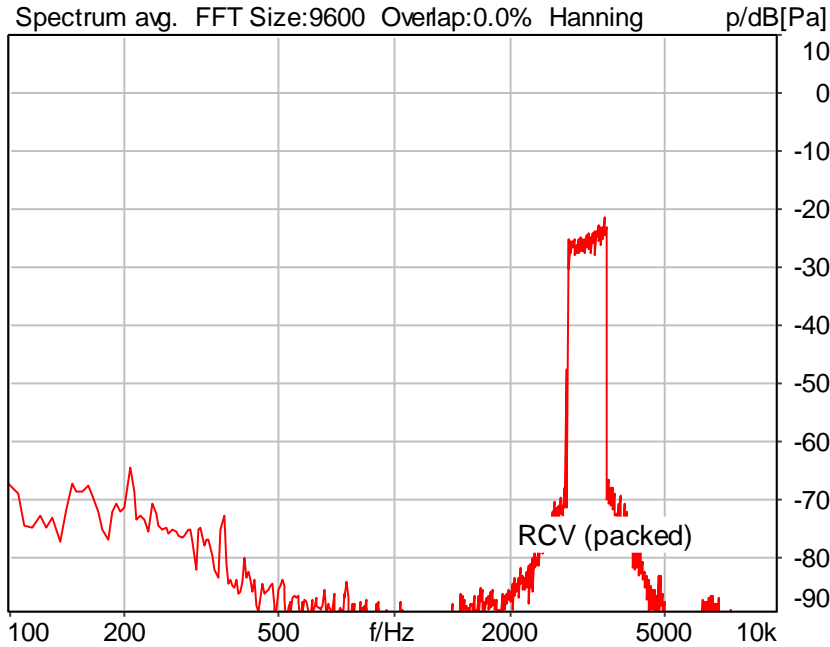
Limits

	lower
Run 1	20.00 dB



### 5.2 RCV Distortion and Noise - 3150 Hz WB

TIA-5050 (2018-01) \ Measurements \ Wideband \ 5.2 Receive Distortion and Noise 2N change frequency range



Distortion (Noise) RCV (packed): 44.42 dB (0.60%) Ok

Ok

10/12/2023 8:50 PM ACQUA 5.1.200

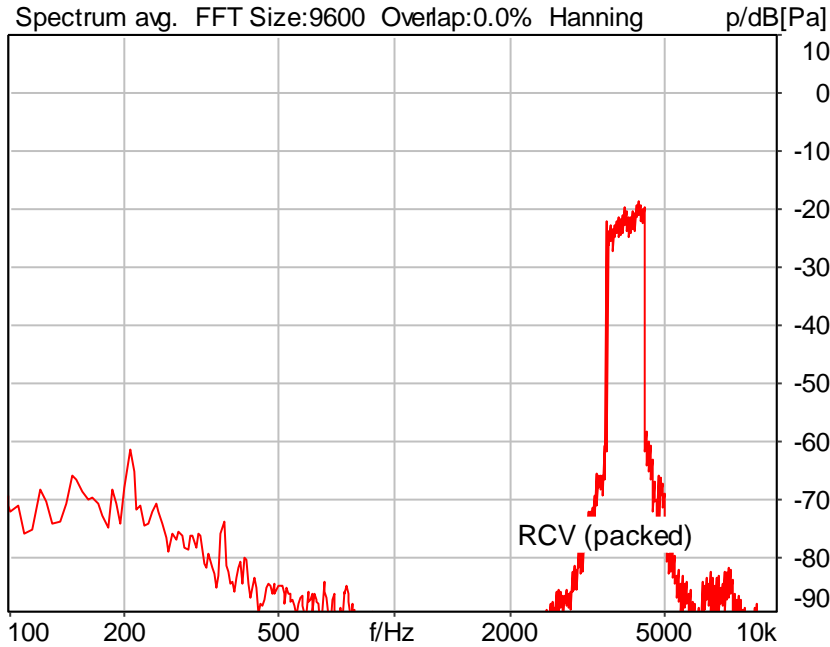
Limits

	lower
Run 1	20.00 dB



### 5.2 RCV Distortion and Noise - 4000 Hz WB

TIA-5050 (2018-01) \ Measurements \ Wideband \ 5.2 Receive Distortion and Noise 2N change frequency range



Distortion (Noise) RCV (packed): 44.08 dB (0.63%) Ok

Ok

10/12/2023 8:51 PM ACQUA 5.1.200

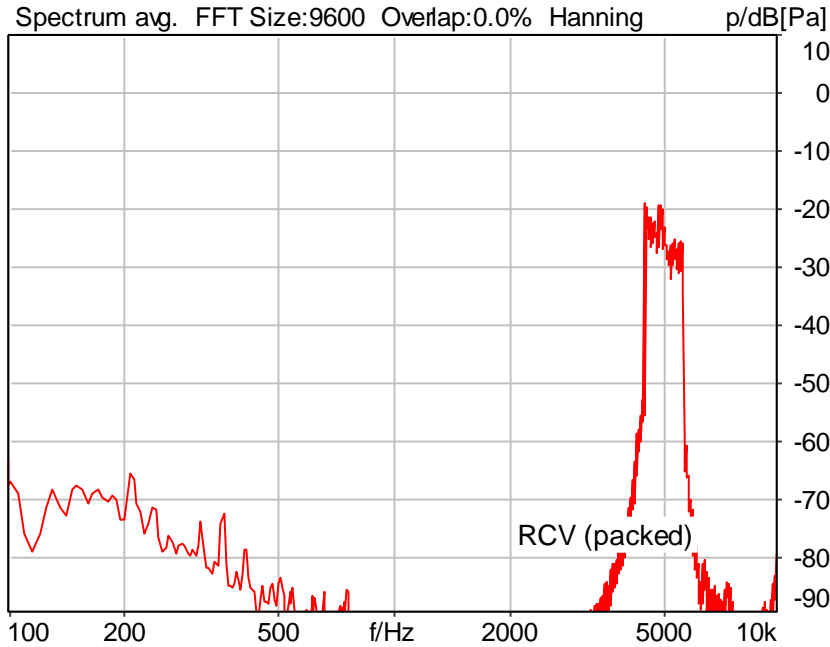
Limits

	lower
Run 1	20.00 dB



### 5.2 RCV Distortion and Noise - 5000 Hz WB

TIA-5050 (2018-01) \ Measurements \ Wideband \ 5.2 Receive Distortion and Noise 2N change frequency range



Distortion (Noise) RCV (packed): 39.11 dB (1.11%) Ok

Ok

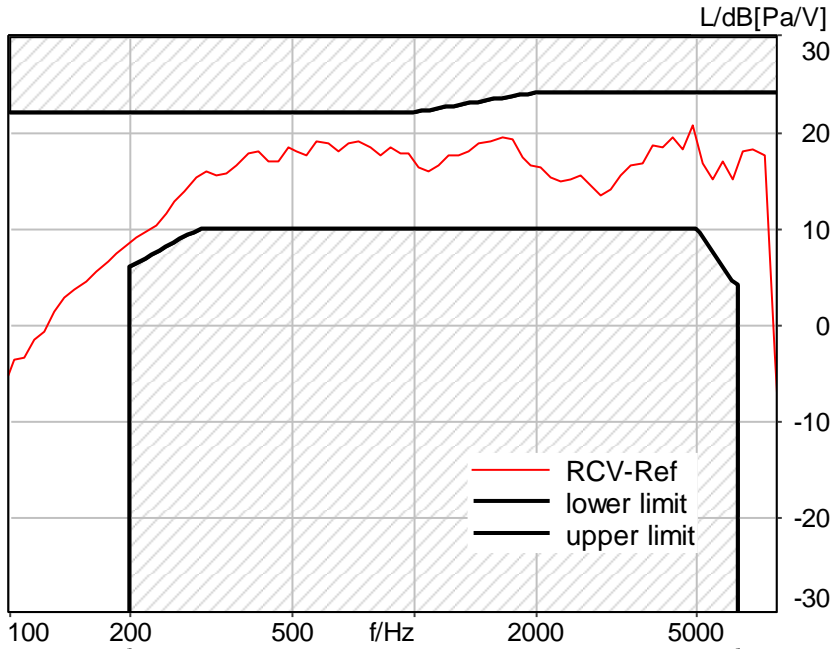
10/12/2023 8:51 PM ACQUA 5.1.200

Limits

	lower
Run 1	20.00 dB

### 5.3 Frequency Response 8N FF

TIA-5050 (2018-01) \ Measurements \ Wideband



Absolute minimal distance  
2.88 dB at 205.7 Hz Ok

**Ok**

10/12/2023 8:52 PM ACQUA 5.1.200  
Unmodified HEAD acoustics Measurement Descriptor

**Limits**

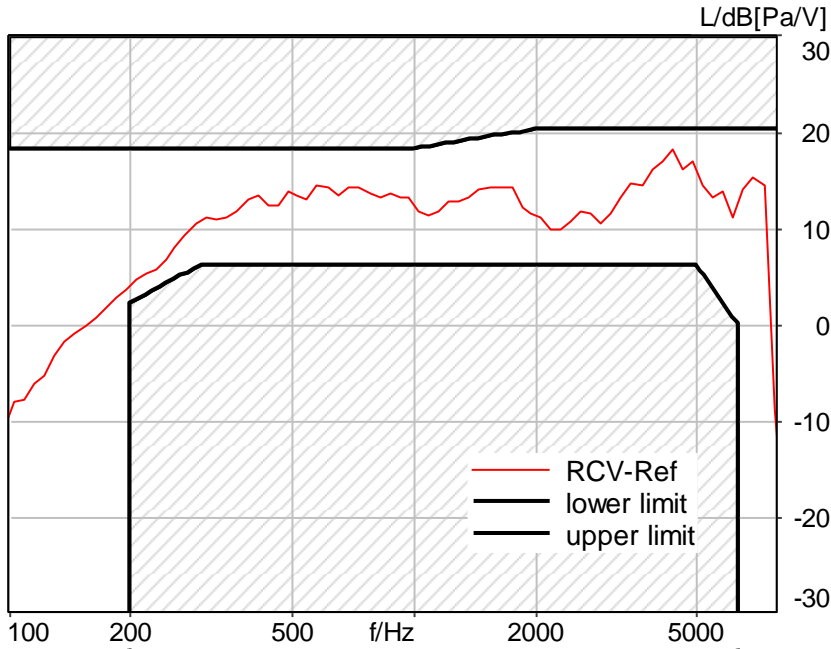
	<b>lower</b>
Run 1	Fit into tolerance





### 5.3 Frequency Response 2N FF

TIA-5050 (2018-01) \ Measurements \ Wideband



Absolute minimal distance  
2.13 dB at 4369.4 Hz Ok

Ok

10/12/2023 8:53 PM ACQUA 5.1.200

**Limits**

	<b>lower</b>
Run 1	Fit into tolerance



#10 LTE B66 EVS WB 24.4Kbps

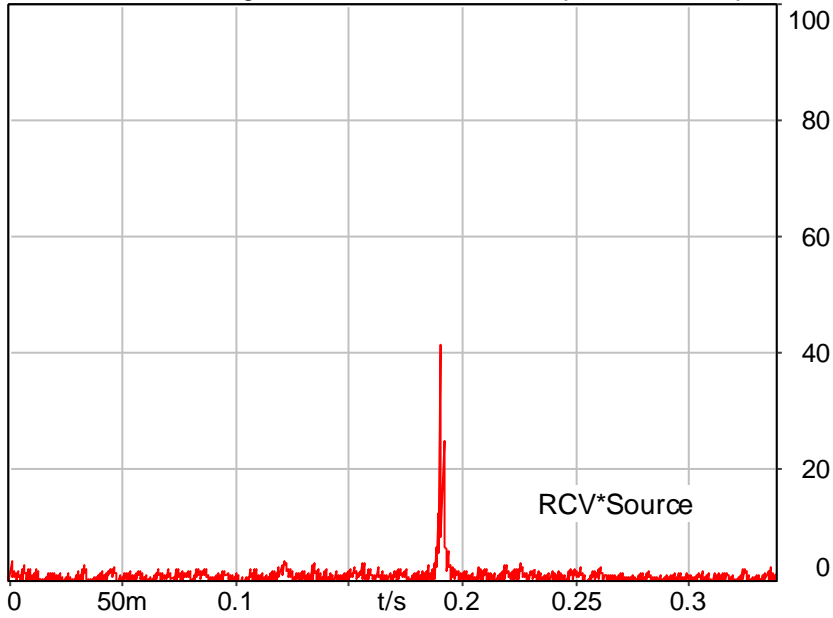
SMD	Status	Single Value Description	Single Value
Overall Receive Delay WB	Done	Delay (Cross) [ms]	191.3
5.1a Receive Volume Control Performance 8N WB	Ok	Speech Level [dB[SPL]]	89.62
5.1b Receive Volume Control Performance 2N WB	Ok	Speech Level [dB[SPL]]	88.90
5.2 RCV Distortion and Noise - 250 Hz WB	Ok	Distortion (Noise) [dB], 0.0 dB	25.26
5.2 RCV Distortion and Noise - 315 Hz WB	Ok	Distortion (Noise) [dB], 0.0 dB	23.42
5.2 RCV Distortion and Noise - 400 Hz WB	Ok	Distortion (Noise) [dB], 0.0 dB	22.64
5.2 RCV Distortion and Noise - 500 Hz WB	Ok	Distortion (Noise) [dB], 0.0 dB	30.95
5.2 RCV Distortion and Noise - 630 Hz WB	Ok	Distortion (Noise) [dB], 0.0 dB	38.49
5.2 RCV Distortion and Noise - 800 Hz WB	Ok	Distortion (Noise) [dB], 0.0 dB	41.36
5.2 RCV Distortion and Noise - 1000 Hz WB	Ok	Distortion (Noise) [dB], 0.0 dB	45.01
5.2 RCV Distortion and Noise - 1250 Hz WB	Ok	Distortion (Noise) [dB], 0.0 dB	32.94
5.2 RCV Distortion and Noise - 1600 Hz WB	Ok	Distortion (Noise) [dB], 0.0 dB	44.37
5.2 RCV Distortion and Noise - 2000 Hz WB	Ok	Distortion (Noise) [dB], 0.0 dB	41.63
5.2 RCV Distortion and Noise - 2500 Hz WB	Ok	Distortion (Noise) [dB], 0.0 dB	45.19
5.2 RCV Distortion and Noise - 3150 Hz WB	Ok	Distortion (Noise) [dB], 0.0 dB	43.86
5.2 RCV Distortion and Noise - 4000 Hz WB	Ok	Distortion (Noise) [dB], 0.0 dB	42.98
5.2 RCV Distortion and Noise - 5000 Hz WB	Ok	Distortion (Noise) [dB], 0.0 dB	40.58
5.2 RCV Distortion and Noise - 250 Hz WB	Ok	Distortion (Noise) [dB], 0.0 dB	25.23
5.2 RCV Distortion and Noise - 315 Hz WB	Ok	Distortion (Noise) [dB], 0.0 dB	23.53
5.2 RCV Distortion and Noise - 400 Hz WB	Ok	Distortion (Noise) [dB], 0.0 dB	22.79
5.2 RCV Distortion and Noise - 500 Hz WB	Ok	Distortion (Noise) [dB], 0.0 dB	31.13
5.2 RCV Distortion and Noise - 630 Hz WB	Ok	Distortion (Noise) [dB], 0.0 dB	38.27
5.2 RCV Distortion and Noise - 800 Hz WB	Ok	Distortion (Noise) [dB], 0.0 dB	41.28
5.2 RCV Distortion and Noise - 1000 Hz WB	Ok	Distortion (Noise) [dB], 0.0 dB	45.00
5.2 RCV Distortion and Noise - 1250 Hz WB	Ok	Distortion (Noise) [dB], 0.0 dB	33.92
5.2 RCV Distortion and Noise - 1600 Hz WB	Ok	Distortion (Noise) [dB], 0.0 dB	43.70
5.2 RCV Distortion and Noise - 2000 Hz WB	Ok	Distortion (Noise) [dB], 0.0 dB	40.76
5.2 RCV Distortion and Noise - 2500 Hz WB	Ok	Distortion (Noise) [dB], 0.0 dB	44.87
5.2 RCV Distortion and Noise - 3150 Hz WB	Ok	Distortion (Noise) [dB], 0.0 dB	44.48
5.2 RCV Distortion and Noise - 4000 Hz WB	Ok	Distortion (Noise) [dB], 0.0 dB	43.92
5.2 RCV Distortion and Noise - 5000 Hz WB	Ok	Distortion (Noise) [dB], 0.0 dB	39.21
5.3 Frequency Response 8N FF	Ok	Min. dist. to tolerance scheme [dB], 731.5 Hz	2.73
5.3 Frequency Response 2N FF	Ok	Min. dist. to tolerance scheme [dB], 4369.4 Hz	2.42



### Overall Receive Delay WB

TIA-5050 (2018-01) \ Measurements \ Wideband \ Preparation - Delay measurement

Cross correlation avg. FFT Size:131072 Overlap:0.0% Envelope %



Delay (Cross): 191.3 ms

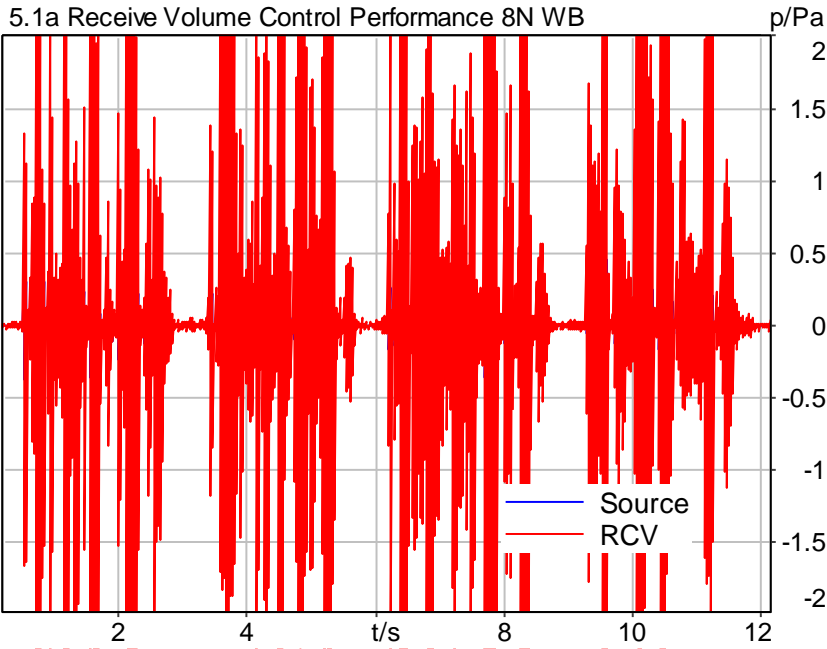
10/11/2023 3:43 PM ACQUA 5.1.200

Unmodified HEAD acoustics Measurement Descriptor



### 5.1a Receive Volume Control Performance 8N WB

TIA-5050 (2018-01) \ Measurements \ Wideband



Speech Level RCV: 89.62 dB[SPL], Act.: 58.58% Ok

**Ok**

10/11/2023 3:43 PM ACQUA 5.1.200

Unmodified HEAD acoustics Measurement Descriptor

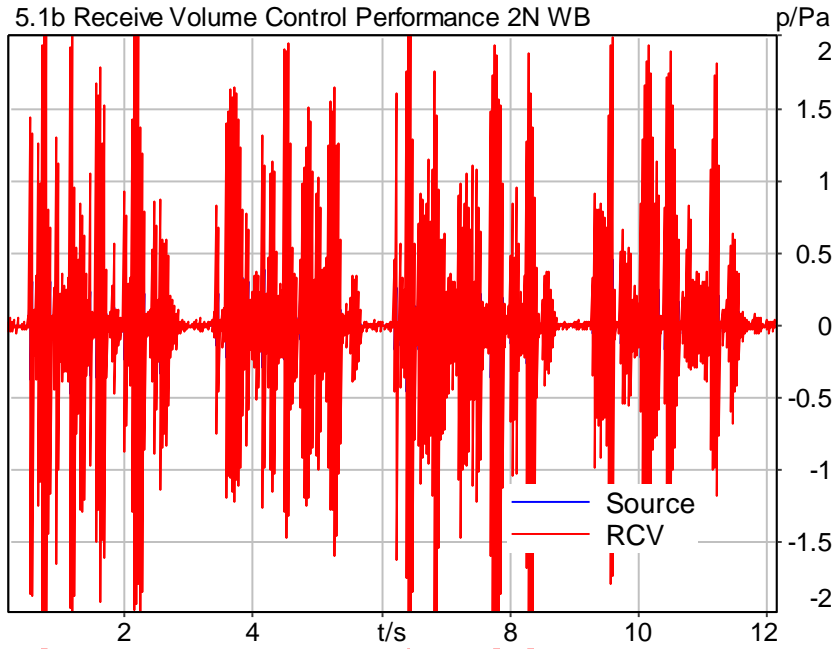
**Limits**

	<b>lower</b>
Run 1	88.00 dB20uPa



### 5.1b Receive Volume Control Performance 2N WB

TIA-5050 (2018-01) \ Measurements \ Wideband



Speech Level RCV: 88.90 dB[SPL], Act.: 23.62% Ok

**Ok**

10/11/2023 3:44 PM ACQUA 5.1.200

Unmodified HEAD acoustics Measurement Descriptor

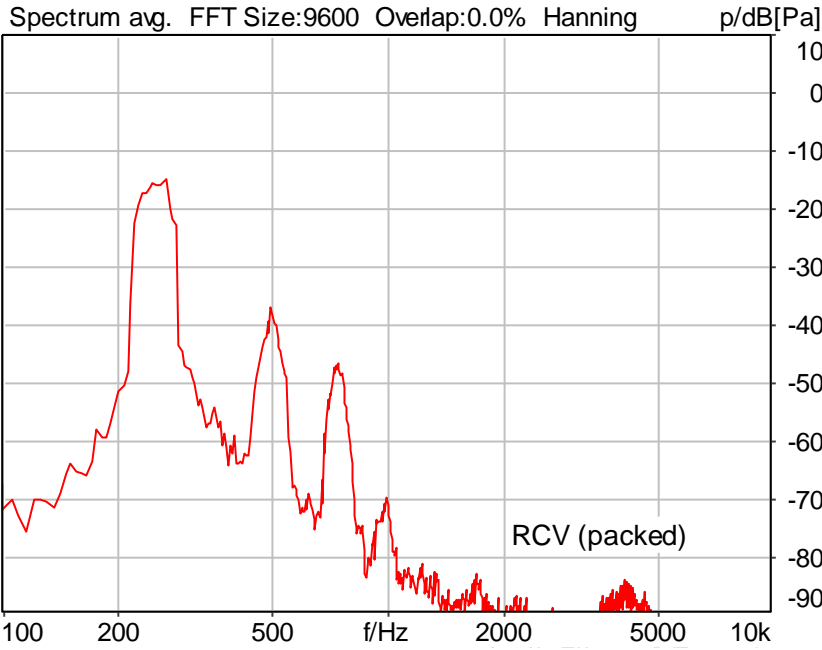
**Limits**

	<b>lower</b>
Run 1	76.00 dB20uPa



### 5.2 RCV Distortion and Noise - 250 Hz WB

TIA-5050 (2018-01) \ Measurements \ Wideband \ 5.2 Receive Distortion and Noise 8N change frequency range



Distortion (Noise) RCV (packed): 25.26 dB (5.46%) Ok

Ok

10/11/2023 3:44 PM ACQUA 5.1.200

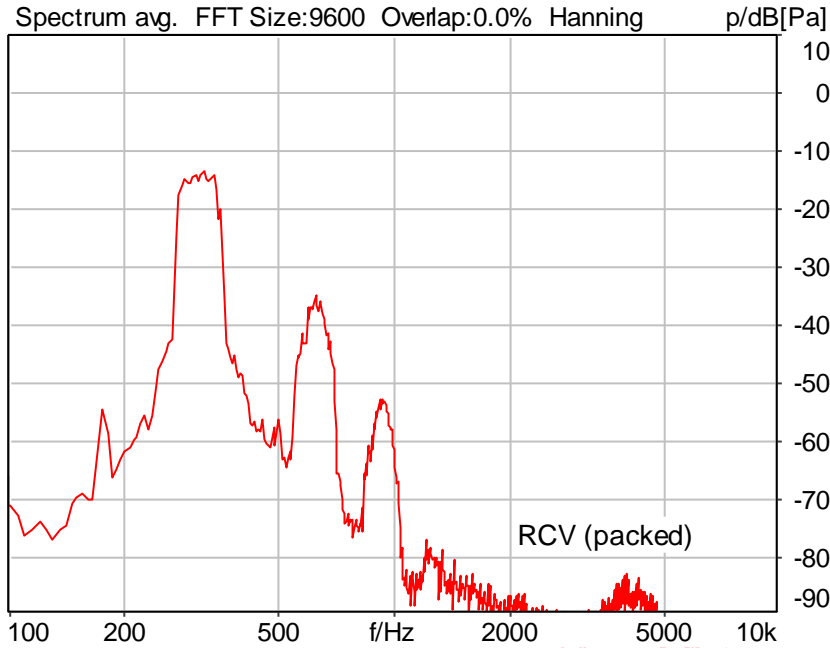
Limits

	lower
Run 1	20.00 dB



### 5.2 RCV Distortion and Noise - 315 Hz WB

TIA-5050 (2018-01) \ Measurements \ Wideband \ 5.2 Receive Distortion and Noise 8N change frequency range



Distortion (Noise) RCV (packed): 23.42 dB (6.74%) Ok

Ok

10/11/2023 3:45 PM ACQUA 5.1.200

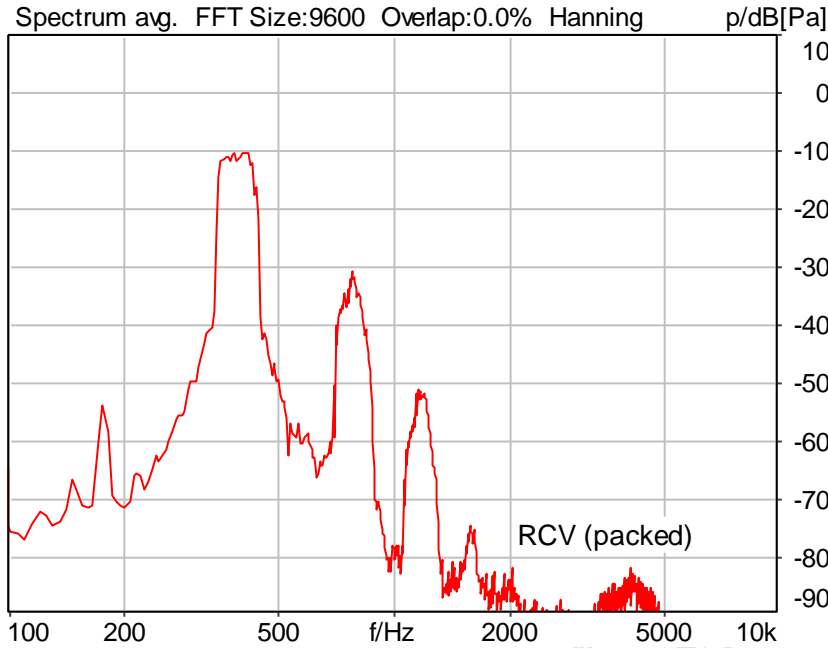
Limits

	lower
Run 1	20.00 dB



### 5.2 RCV Distortion and Noise - 400 Hz WB

TIA-5050 (2018-01) \ Measurements \ Wideband \ 5.2 Receive Distortion and Noise 8N change frequency range



Distortion (Noise) RCV (packed): 22.64 dB (7.38%) Ok

Ok

10/11/2023 3:45 PM ACQUA 5.1.200

Limits

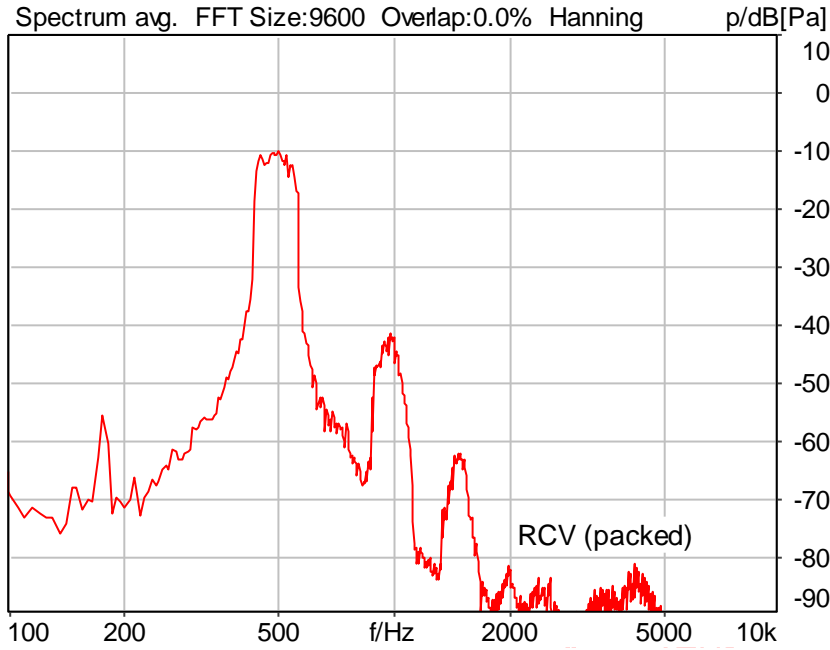
	lower
Run 1	20.00 dB





### 5.2 RCV Distortion and Noise - 500 Hz WB

TIA-5050 (2018-01) \ Measurements \ Wideband \ 5.2 Receive Distortion and Noise 8N change frequency range



Distortion (Noise) RCV (packed): 30.95 dB (2.83%) Ok

Ok

10/11/2023 3:46 PM ACQUA 5.1.200

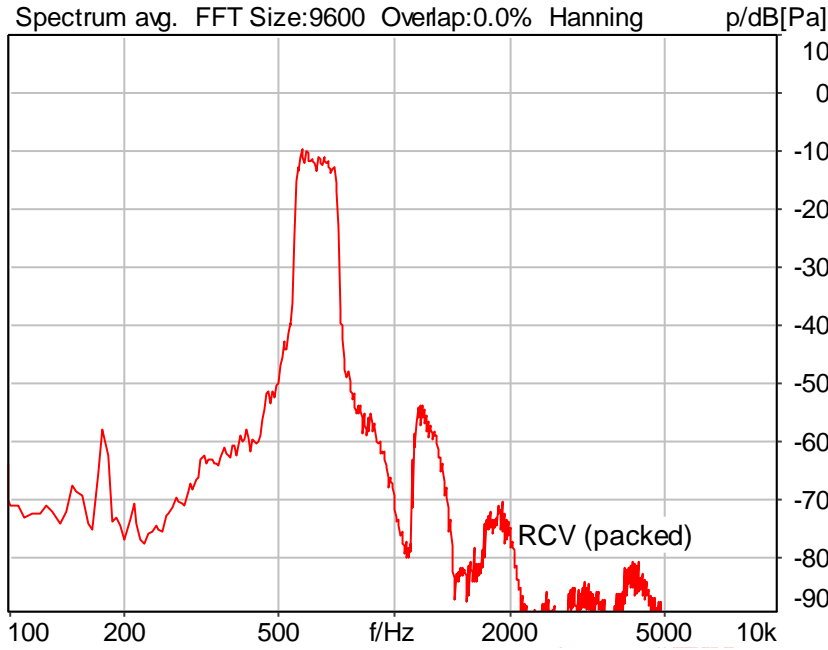
Limits

	lower
Run 1	20.00 dB



### 5.2 RCV Distortion and Noise - 630 Hz WB

TIA-5050 (2018-01) \ Measurements \ Wideband \ 5.2 Receive Distortion and Noise 8N change frequency range



Distortion (Noise) RCV (packed): 38.49 dB (1.19%) Ok

Ok

10/11/2023 3:46 PM ACQUA 5.1.200

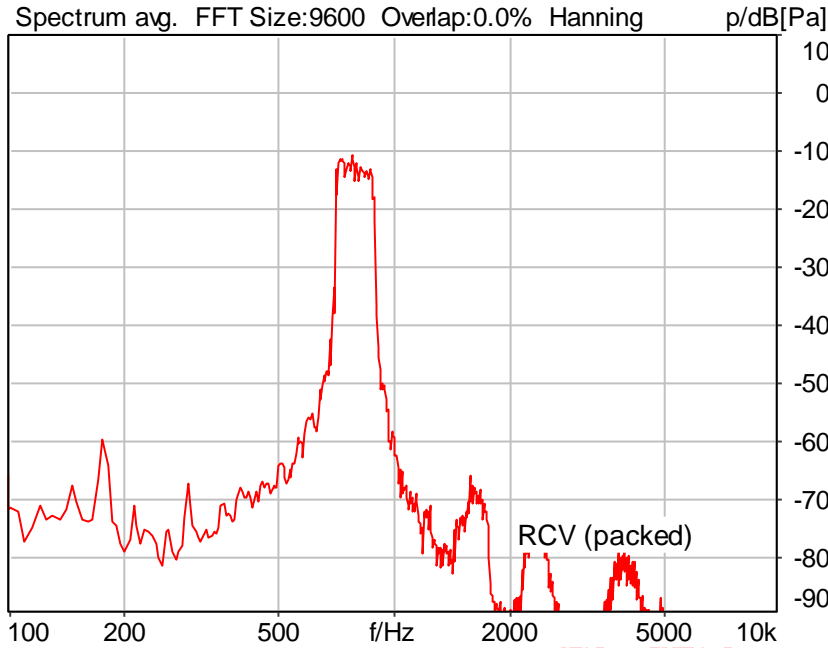
Limits

	lower
Run 1	20.00 dB



### 5.2 RCV Distortion and Noise - 800 Hz WB

TIA-5050 (2018-01) \ Measurements \ Wideband \ 5.2 Receive Distortion and Noise 8N change frequency range



Distortion (Noise) RCV (packed): 41.36 dB (0.85%) Ok

Ok

10/11/2023 3:47 PM ACQUA 5.1.200

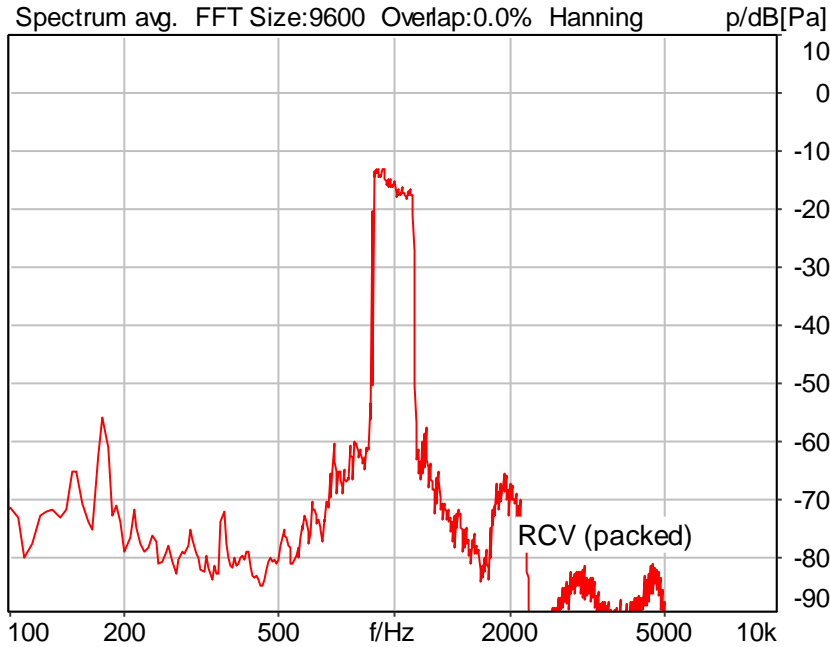
Limits

	lower
Run 1	20.00 dB



### 5.2 RCV Distortion and Noise - 1000 Hz WB

TIA-5050 (2018-01) \ Measurements \ Wideband \ 5.2 Receive Distortion and Noise 8N change frequency range



Distortion (Noise) RCV (packed): 45.01 dB (0.56%) Ok

Ok

10/11/2023 3:47 PM ACQUA 5.1.200

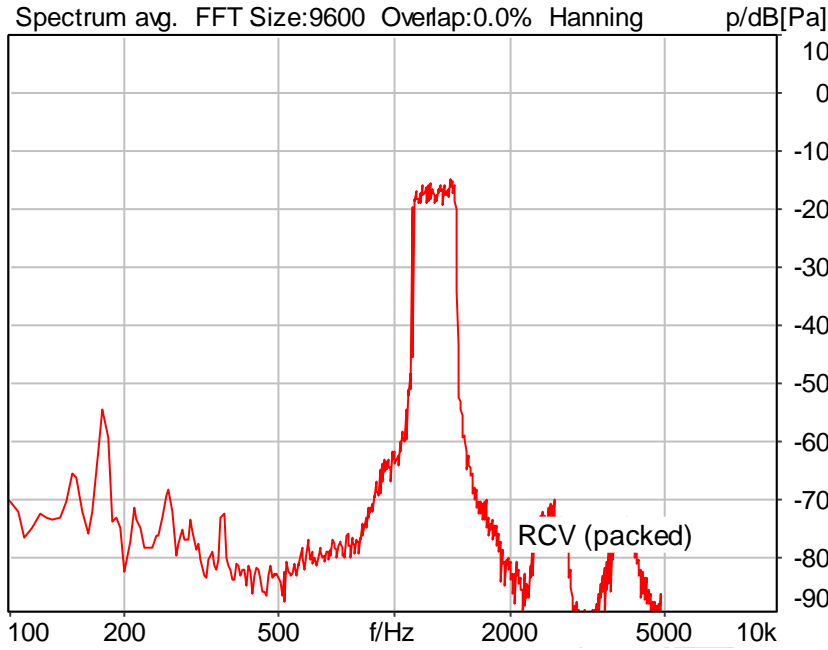
Limits

	lower
Run 1	20.00 dB



### 5.2 RCV Distortion and Noise - 1250 Hz WB

TIA-5050 (2018-01) \ Measurements \ Wideband \ 5.2 Receive Distortion and Noise 8N change frequency range



Distortion (Noise) RCV (packed): 32.94 dB (2.25%) Ok

Ok

10/11/2023 3:48 PM ACQUA 5.1.200

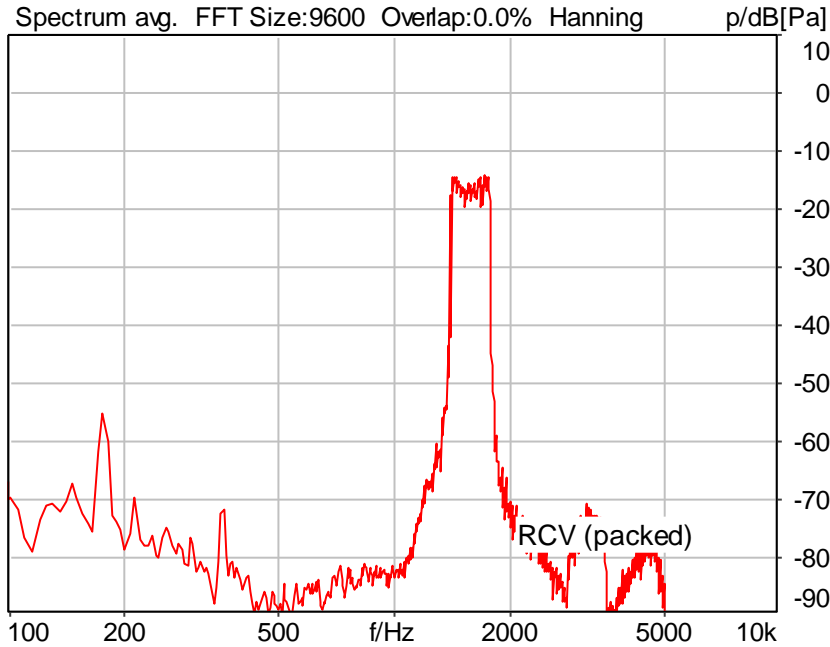
Limits

	lower
Run 1	20.00 dB



### 5.2 RCV Distortion and Noise - 1600 Hz WB

TIA-5050 (2018-01) \ Measurements \ Wideband \ 5.2 Receive Distortion and Noise 8N change frequency range



Distortion (Noise) RCV (packed): 44.37 dB (0.60%) Ok

Ok

10/11/2023 3:48 PM ACQUA 5.1.200

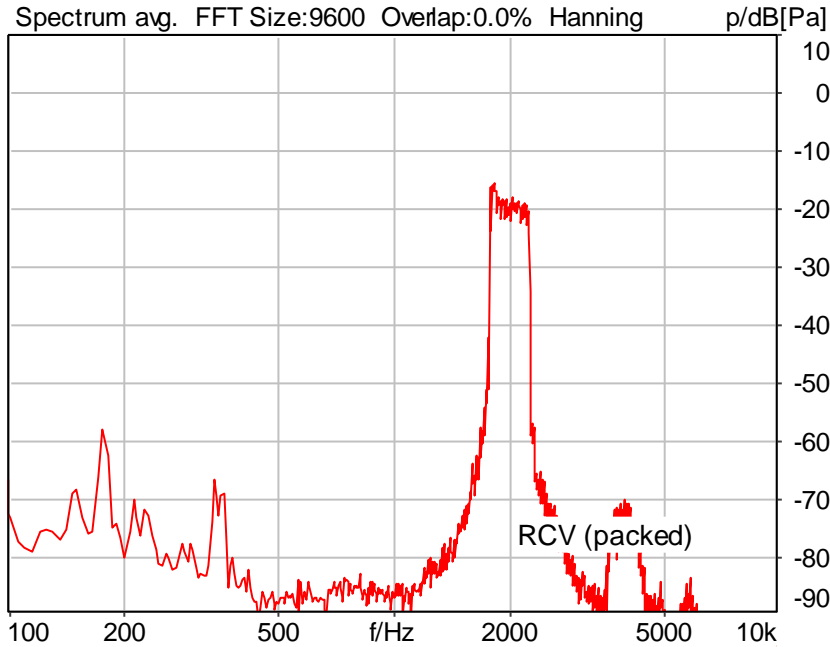
Limits

	lower
Run 1	20.00 dB



### 5.2 RCV Distortion and Noise - 2000 Hz WB

TIA-5050 (2018-01) \ Measurements \ Wideband \ 5.2 Receive Distortion and Noise 8N change frequency range



Distortion (Noise) RCV (packed): 41.63 dB (0.83%) Ok

Ok

10/11/2023 3:48 PM ACQUA 5.1.200

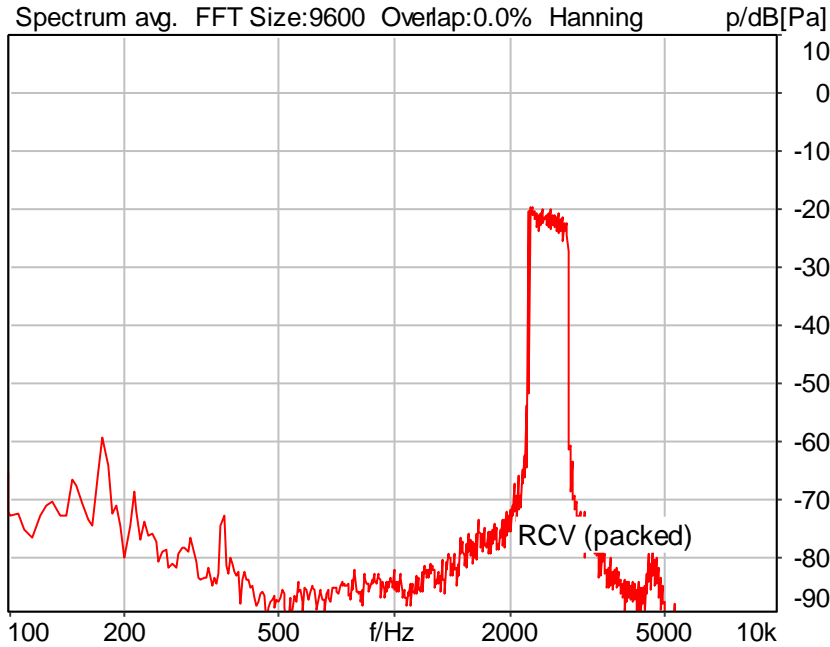
Limits

	lower
Run 1	20.00 dB



### 5.2 RCV Distortion and Noise - 2500 Hz WB

TIA-5050 (2018-01) \ Measurements \ Wideband \ 5.2 Receive Distortion and Noise 8N change frequency range



Distortion (Noise) RCV (packed): 45.19 dB (0.55%) Ok

Ok

10/11/2023 3:49 PM ACQUA 5.1.200

Limits

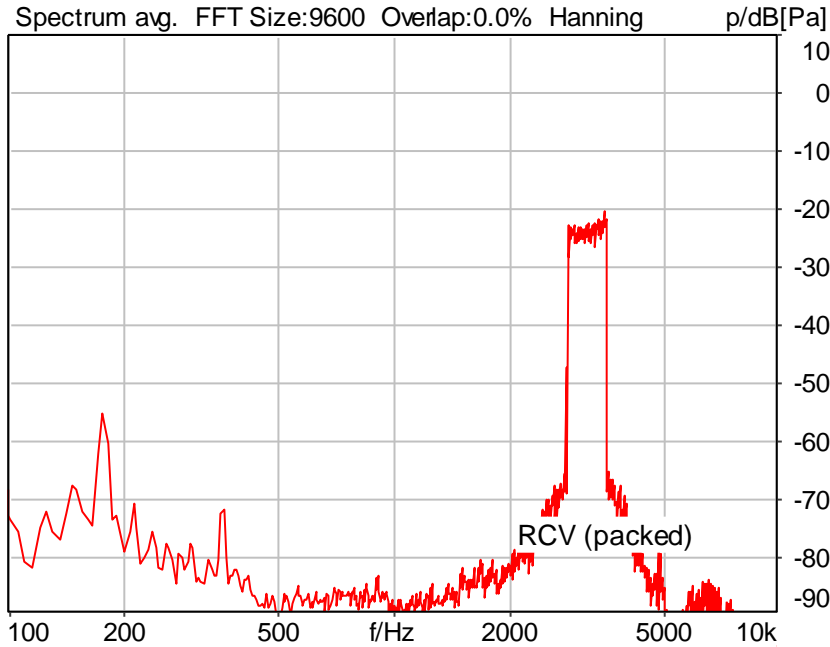
	lower
Run 1	20.00 dB





### 5.2 RCV Distortion and Noise - 3150 Hz WB

TIA-5050 (2018-01) \ Measurements \ Wideband \ 5.2 Receive Distortion and Noise 8N change frequency range



Distortion (Noise) RCV (packed): 43.86 dB (0.64%) Ok

Ok

10/11/2023 3:49 PM ACQUA 5.1.200

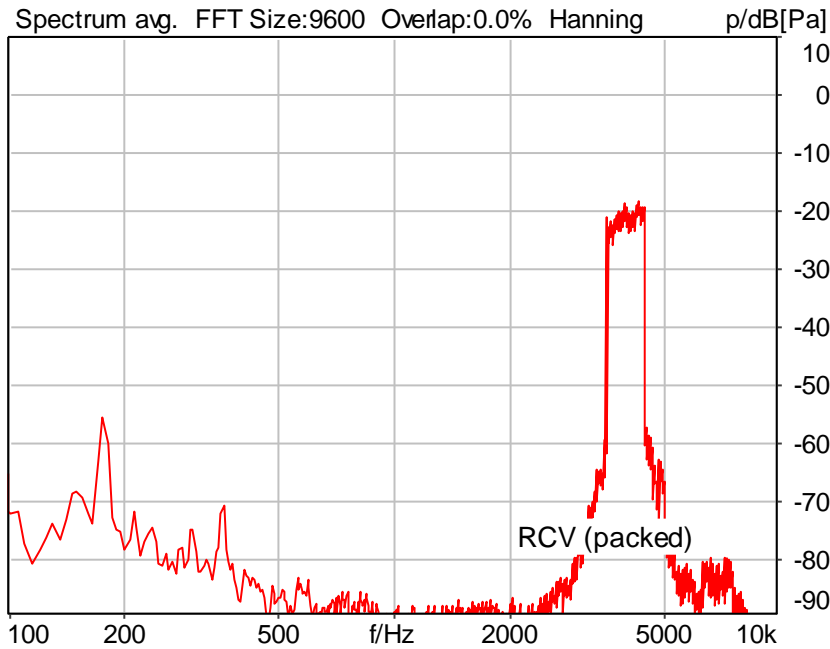
Limits

	lower
Run 1	20.00 dB



### 5.2 RCV Distortion and Noise - 4000 Hz WB

TIA-5050 (2018-01) \ Measurements \ Wideband \ 5.2 Receive Distortion and Noise 8N change frequency range



Distortion (Noise) RCV (packed): 42.98 dB (0.71%) Ok

Ok

10/11/2023 3:50 PM ACQUA 5.1.200

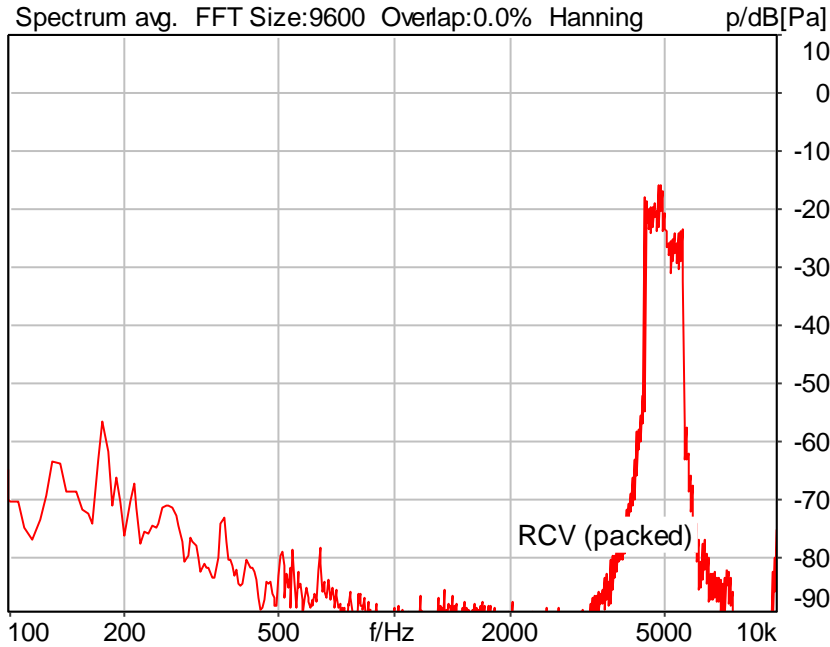
Limits

	lower
Run 1	20.00 dB



### 5.2 RCV Distortion and Noise - 5000 Hz WB

TIA-5050 (2018-01) \ Measurements \ Wideband \ 5.2 Receive Distortion and Noise 8N change frequency range



Distortion (Noise) RCV (packed): 40.58 dB (0.94%) Ok

Ok

10/11/2023 3:50 PM ACQUA 5.1.200

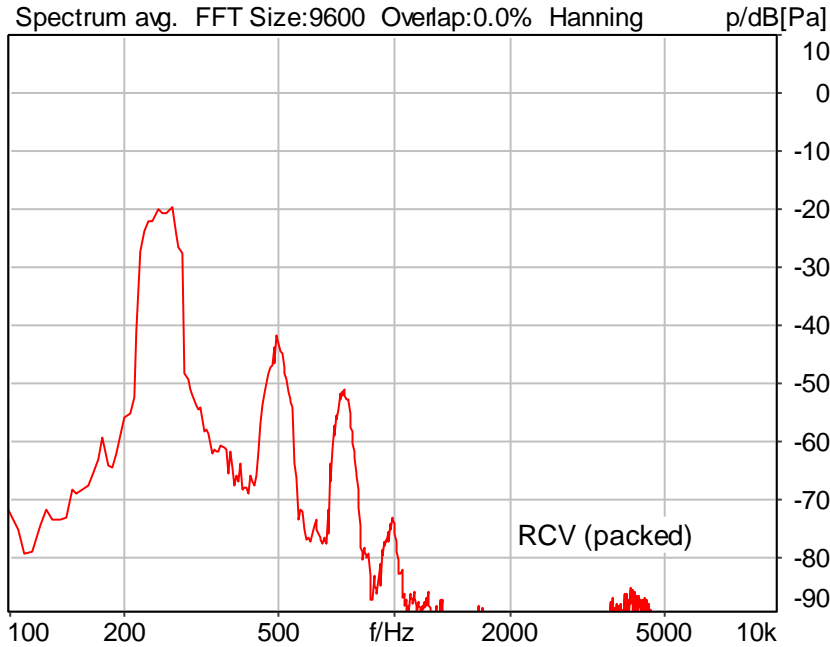
Limits

	lower
Run 1	20.00 dB



### 5.2 RCV Distortion and Noise - 250 Hz WB

TIA-5050 (2018-01) \ Measurements \ Wideband \ 5.2 Receive Distortion and Noise 2N change frequency range



Distortion (Noise) RCV (packed): 25.23 dB (5.48%) Ok

Ok

10/11/2023 3:51 PM ACQUA 5.1.200

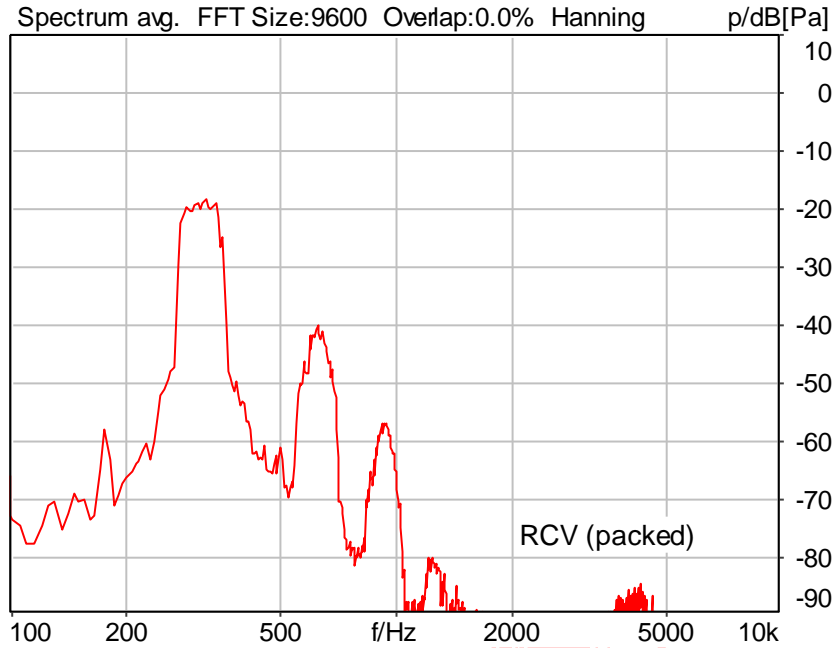
Limits

	lower
Run 1	20.00 dB



### 5.2 RCV Distortion and Noise - 315 Hz WB

TIA-5050 (2018-01) \ Measurements \ Wideband \ 5.2 Receive Distortion and Noise 2N change frequency range



Distortion (Noise) RCV (packed): 23.53 dB (6.66%) Ok

Ok

10/11/2023 3:52 PM ACQUA 5.1.200

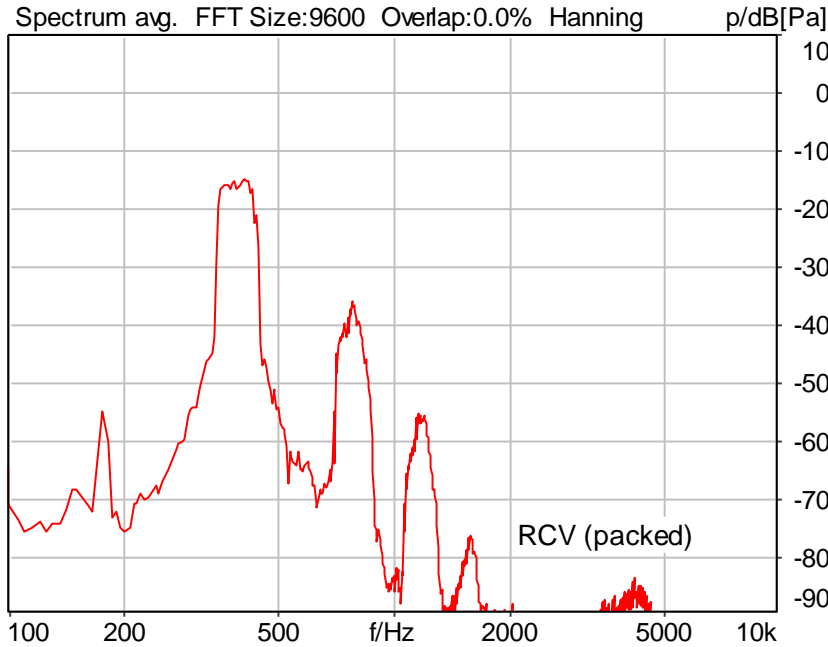
Limits

	lower
Run 1	20.00 dB



### 5.2 RCV Distortion and Noise - 400 Hz WB

TIA-5050 (2018-01) \ Measurements \ Wideband \ 5.2 Receive Distortion and Noise 2N change frequency range



Distortion (Noise) RCV (packed): 22.79 dB (7.25%) Ok

Ok

10/11/2023 3:52 PM ACQUA 5.1.200

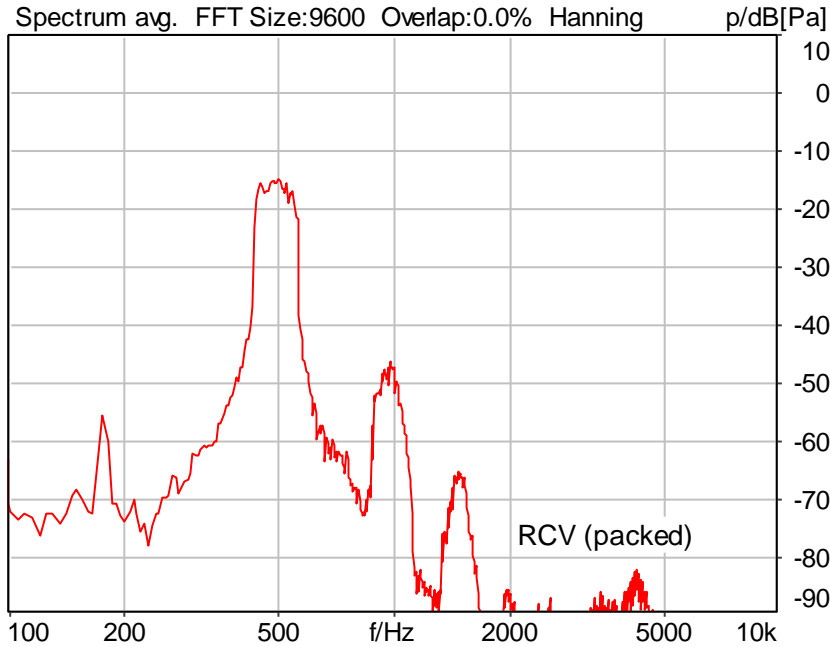
Limits

	lower
Run 1	20.00 dB



### 5.2 RCV Distortion and Noise - 500 Hz WB

TIA-5050 (2018-01) \ Measurements \ Wideband \ 5.2 Receive Distortion and Noise 2N change frequency range



Distortion (Noise) RCV (packed): 31.13 dB (2.78%) Ok

Ok

10/11/2023 3:52 PM ACQUA 5.1.200

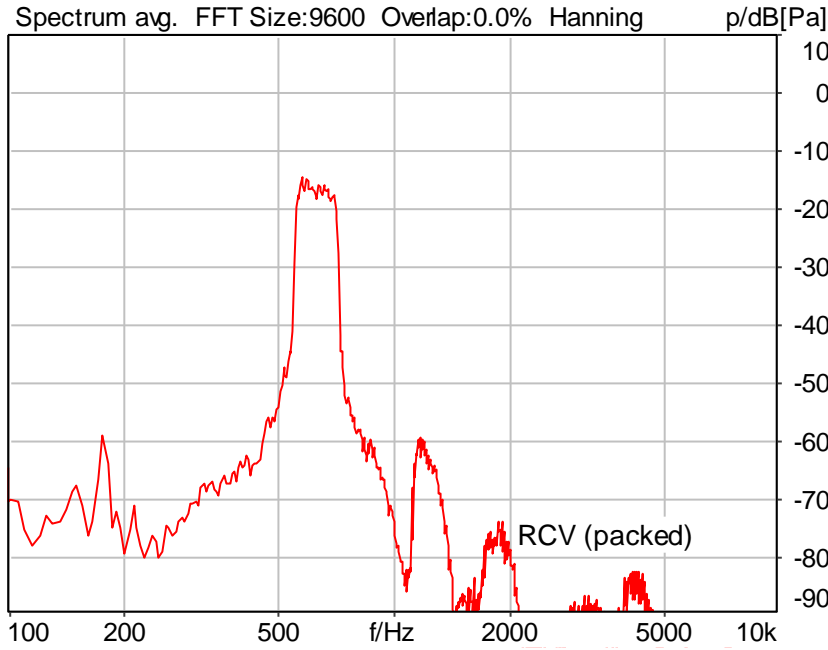
Limits

	lower
Run 1	20.00 dB



### 5.2 RCV Distortion and Noise - 630 Hz WB

TIA-5050 (2018-01) \ Measurements \ Wideband \ 5.2 Receive Distortion and Noise 2N change frequency range



Distortion (Noise) RCV (packed): 38.27 dB (1.22%) Ok

Ok

10/11/2023 3:53 PM ACQUA 5.1.200

Limits

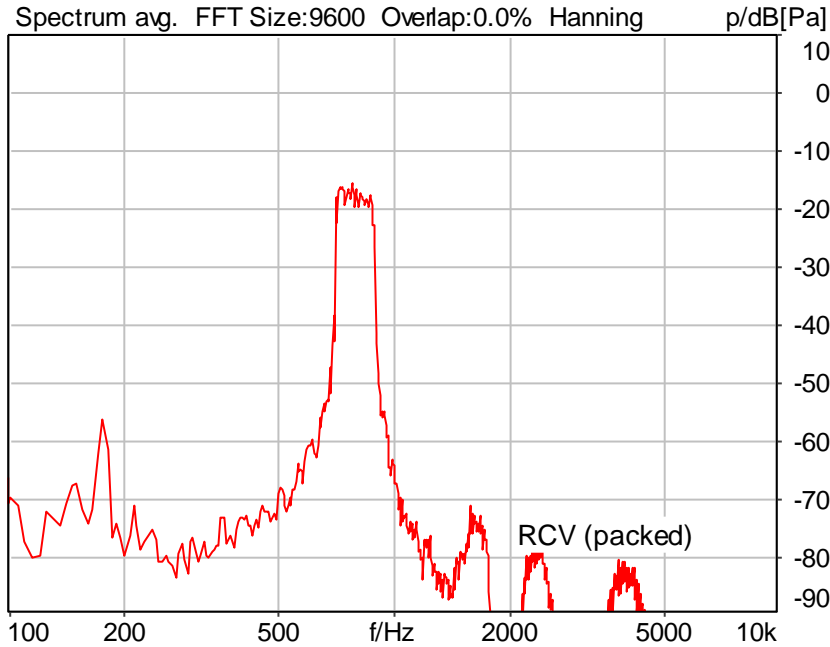
	lower
Run 1	20.00 dB





### 5.2 RCV Distortion and Noise - 800 Hz WB

TIA-5050 (2018-01) \ Measurements \ Wideband \ 5.2 Receive Distortion and Noise 2N change frequency range



Distortion (Noise) RCV (packed): 41.28 dB (0.86%) Ok

Ok

10/11/2023 3:53 PM ACQUA 5.1.200

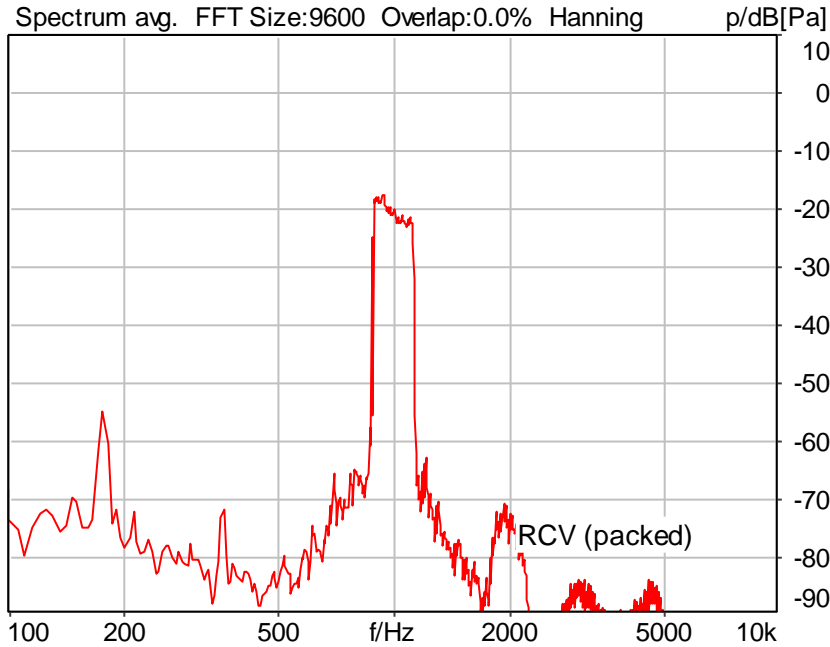
Limits

	lower
Run 1	20.00 dB



### 5.2 RCV Distortion and Noise - 1000 Hz WB

TIA-5050 (2018-01) \ Measurements \ Wideband \ 5.2 Receive Distortion and Noise 2N change frequency range



Distortion (Noise) RCV (packed): 45.00 dB (0.56%) Ok

Ok

10/11/2023 3:54 PM ACQUA 5.1.200

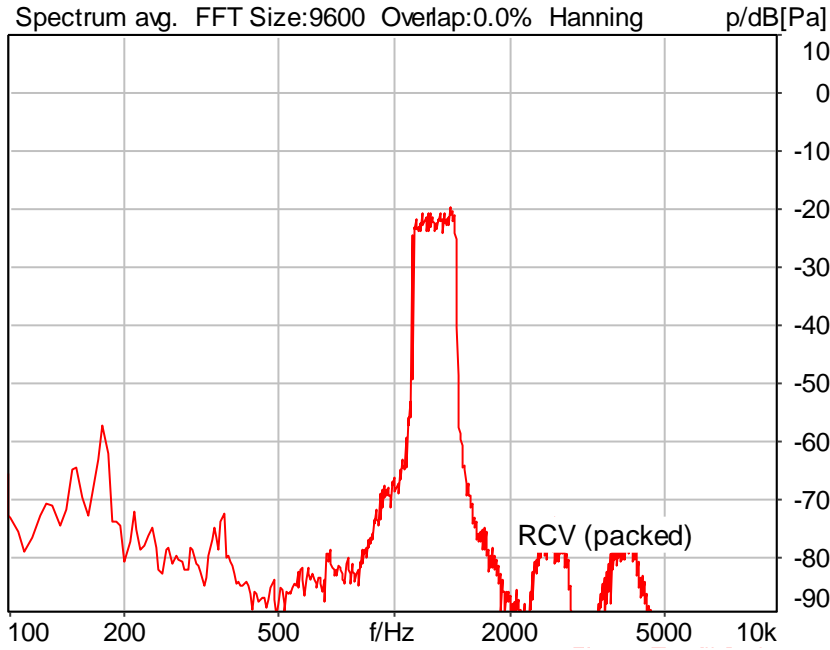
Limits

	lower
Run 1	20.00 dB



### 5.2 RCV Distortion and Noise - 1250 Hz WB

TIA-5050 (2018-01) \ Measurements \ Wideband \ 5.2 Receive Distortion and Noise 2N change frequency range



Distortion (Noise) RCV (packed): 33.92 dB (2.01%) Ok

Ok

10/11/2023 3:54 PM ACQUA 5.1.200

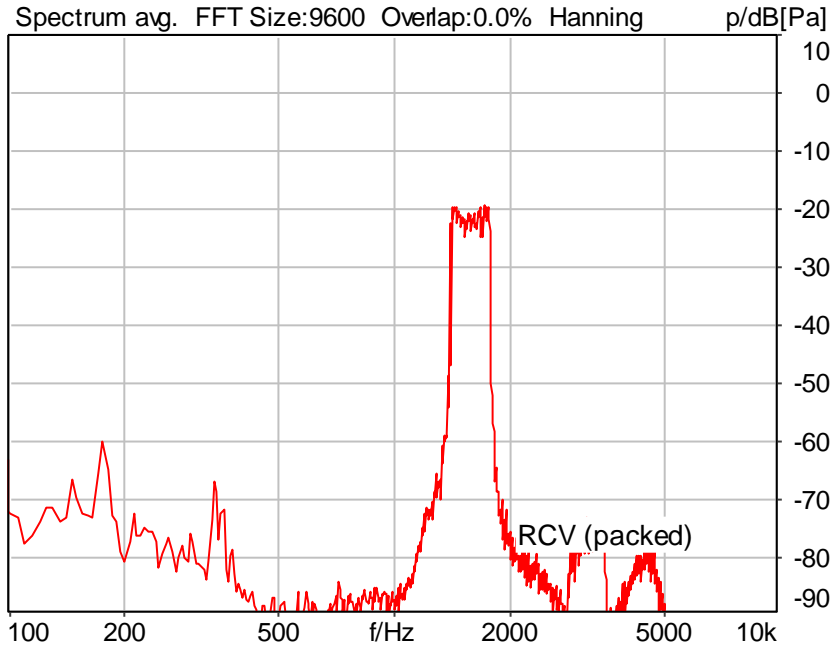
Limits

	lower
Run 1	20.00 dB



### 5.2 RCV Distortion and Noise - 1600 Hz WB

TIA-5050 (2018-01) \ Measurements \ Wideband \ 5.2 Receive Distortion and Noise 2N change frequency range



Distortion (Noise) RCV (packed): 43.70 dB (0.65%) Ok

Ok

10/11/2023 3:55 PM ACQUA 5.1.200

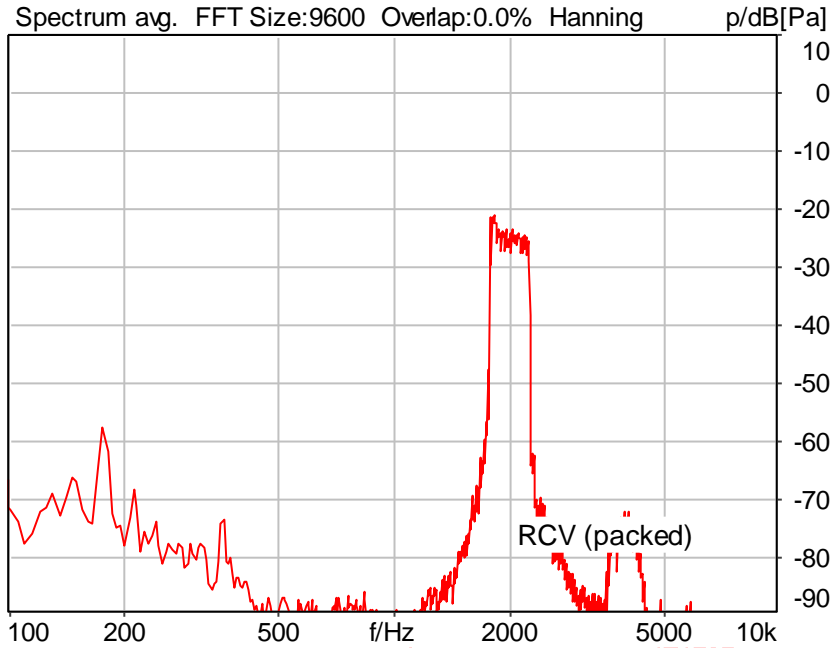
Limits

	lower
Run 1	20.00 dB



### 5.2 RCV Distortion and Noise - 2000 Hz WB

TIA-5050 (2018-01) \ Measurements \ Wideband \ 5.2 Receive Distortion and Noise 2N change frequency range



Distortion (Noise) RCV (packed): 40.76 dB (0.92%) Ok

Ok

10/11/2023 3:55 PM ACQUA 5.1.200

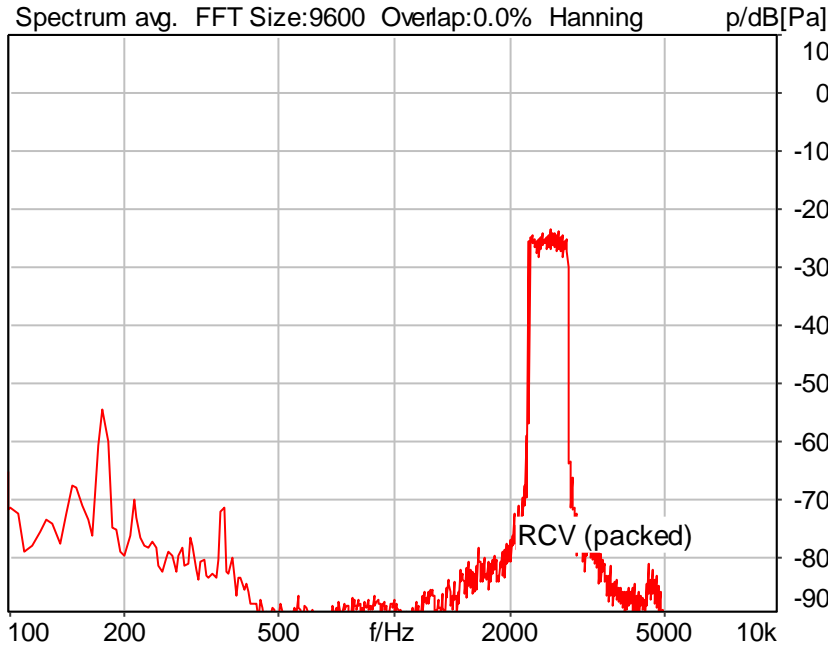
Limits

	lower
Run 1	20.00 dB



### 5.2 RCV Distortion and Noise - 2500 Hz WB

TIA-5050 (2018-01) \ Measurements \ Wideband \ 5.2 Receive Distortion and Noise 2N change frequency range



Distortion (Noise) RCV (packed): 44.87 dB (0.57%) Ok

Ok

10/11/2023 3:56 PM ACQUA 5.1.200

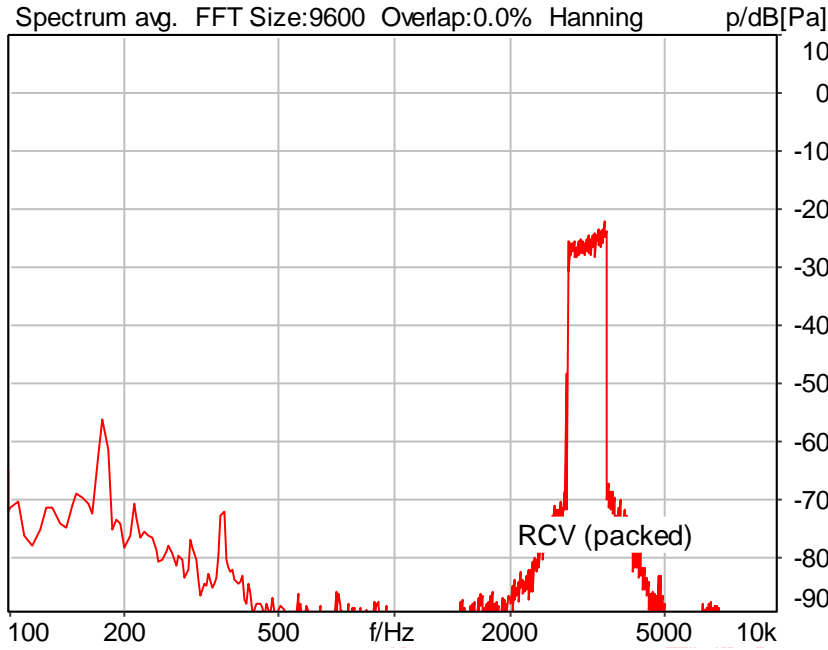
Limits

	lower
Run 1	20.00 dB



### 5.2 RCV Distortion and Noise - 3150 Hz WB

TIA-5050 (2018-01) \ Measurements \ Wideband \ 5.2 Receive Distortion and Noise 2N change frequency range



Distortion (Noise) RCV (packed): 44.48 dB (0.60%) Ok

Ok

10/11/2023 3:56 PM ACQUA 5.1.200

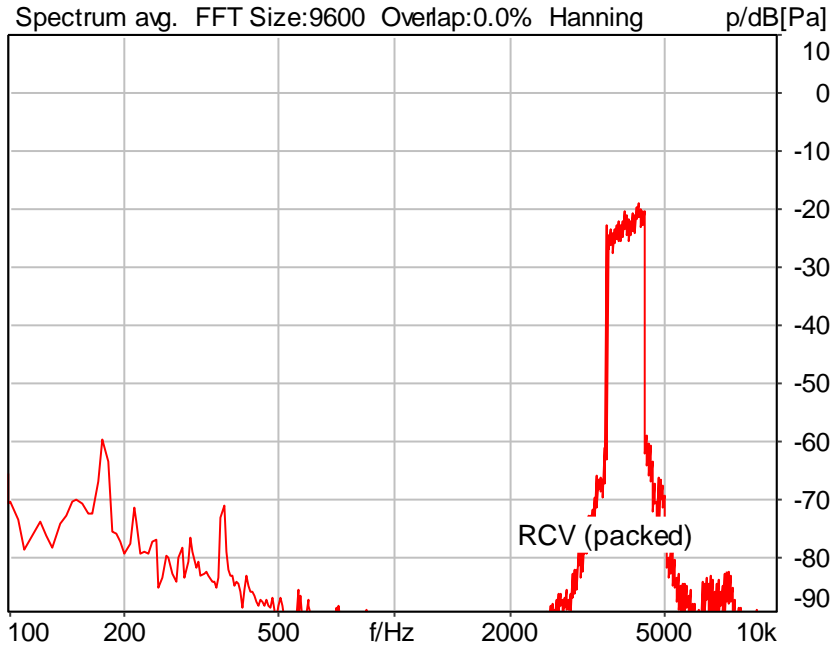
Limits

	lower
Run 1	20.00 dB



### 5.2 RCV Distortion and Noise - 4000 Hz WB

TIA-5050 (2018-01) \ Measurements \ Wideband \ 5.2 Receive Distortion and Noise 2N change frequency range



Distortion (Noise) RCV (packed): 43.92 dB (0.64%) Ok

Ok

10/11/2023 3:57 PM ACQUA 5.1.200

Limits

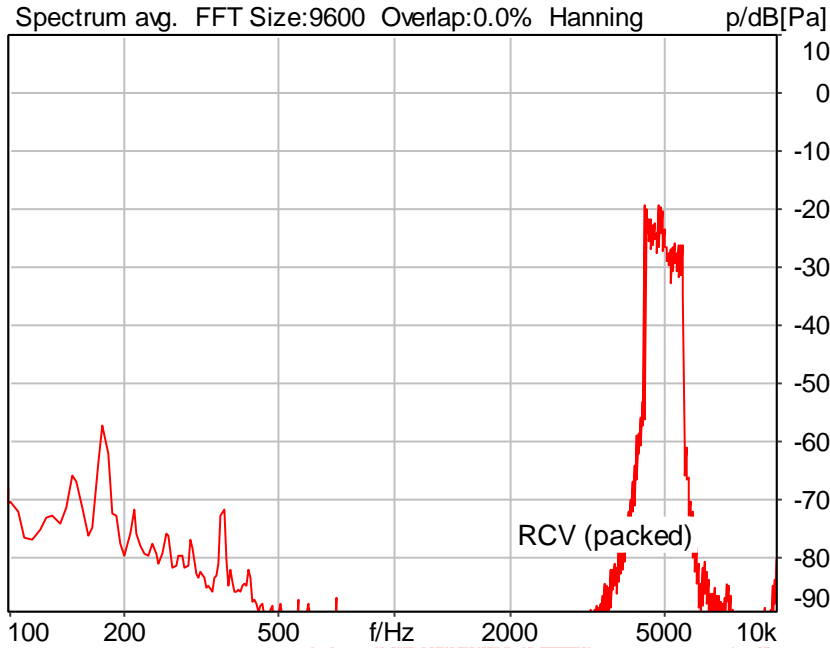
	lower
Run 1	20.00 dB





### 5.2 RCV Distortion and Noise - 5000 Hz WB

TIA-5050 (2018-01) \ Measurements \ Wideband \ 5.2 Receive Distortion and Noise 2N change frequency range



Distortion (Noise) RCV (packed): 39.21 dB (1.10%) Ok

Ok

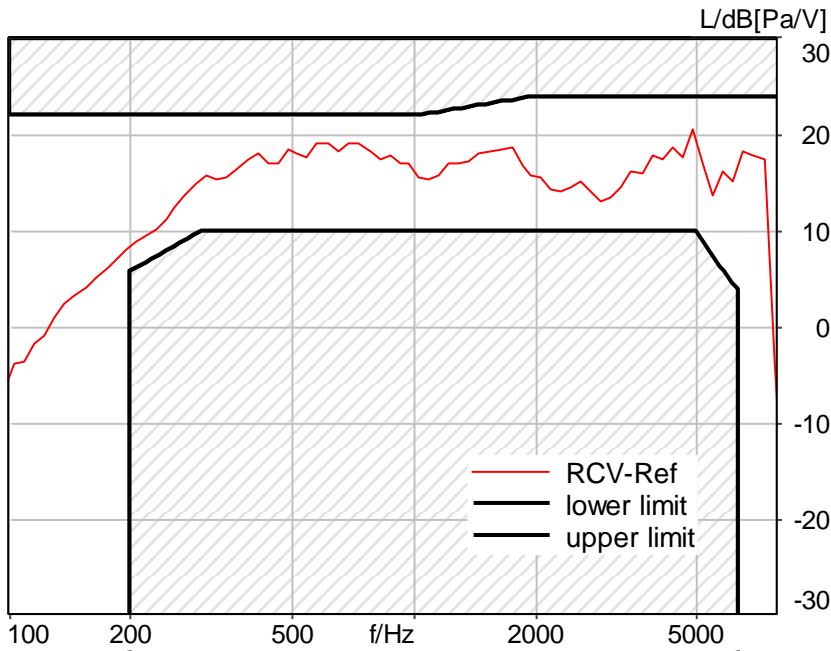
10/11/2023 3:57 PM ACQUA 5.1.200

Limits

	lower
Run 1	20.00 dB

### 5.3 Frequency Response 8N FF

TIA-5050 (2018-01) \ Measurements \ Wideband



Absolute minimal distance  
2.73 dB at 731.5 Hz Ok

**Ok**

10/11/2023 3:58 PM ACQUA 5.1.200  
Unmodified HEAD acoustics Measurement Descriptor

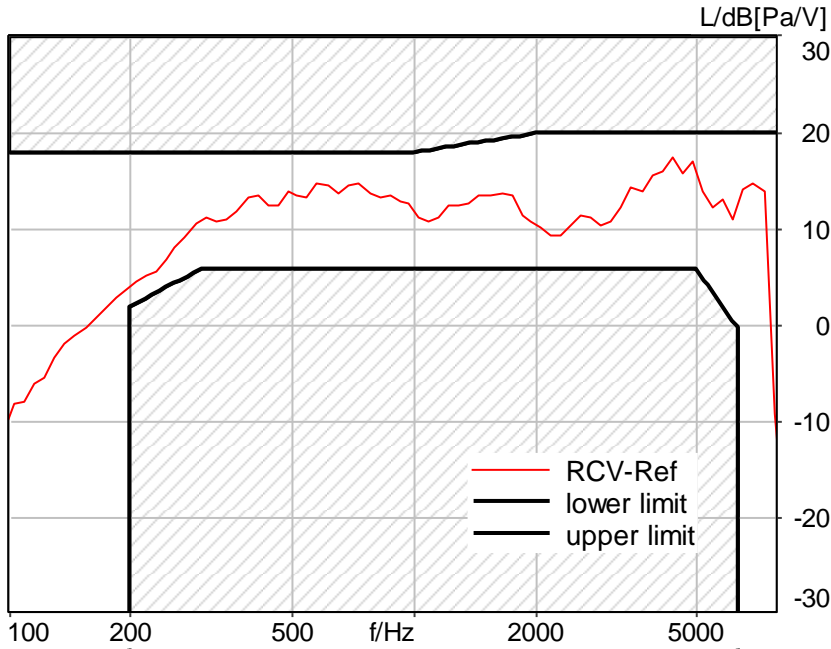
**Limits**

	<b>lower</b>
Run 1	Fit into tolerance



### 5.3 Frequency Response 2N FF

TIA-5050 (2018-01) \ Measurements \ Wideband



Absolute minimal distance  
2.42 dB at 4369.4 Hz Ok

Ok

10/11/2023 3:59 PM ACQUA 5.1.200

**Limits**

	<b>lower</b>
Run 1	Fit into tolerance



#11 LTE B71 EVS WB 24.4Kbps

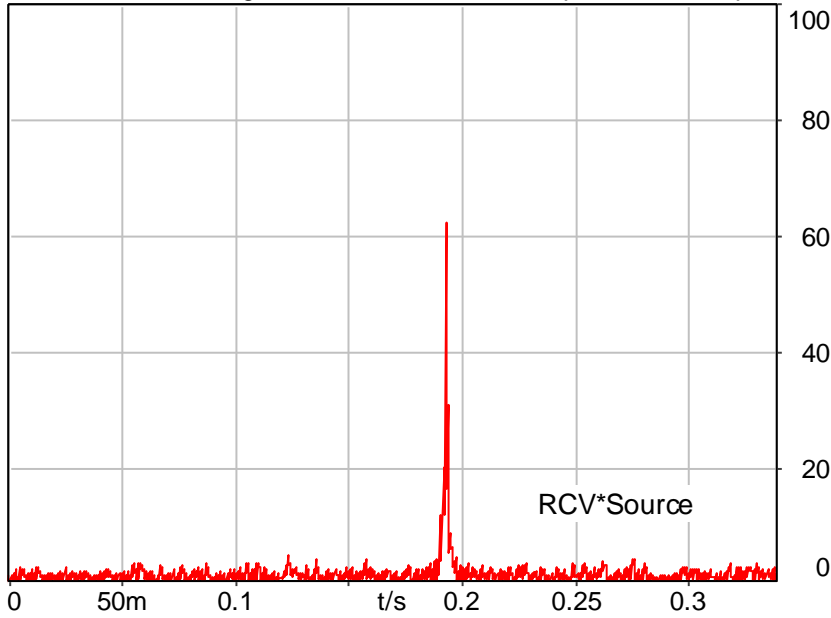
SMD	Status	Single Value Description	Single Value
Overall Receive Delay WB	Done	Delay (Cross) [ms]	192.9
5.1a Receive Volume Control Performance 8N WB	Ok	Speech Level [dB[SPL]]	90.27
5.1b Receive Volume Control Performance 2N WB	Ok	Speech Level [dB[SPL]]	89.72
5.2 RCV Distortion and Noise - 250 Hz WB	Ok	Distortion (Noise) [dB], 0.0 dB	26.11
5.2 RCV Distortion and Noise - 315 Hz WB	Ok	Distortion (Noise) [dB], 0.0 dB	24.32
5.2 RCV Distortion and Noise - 400 Hz WB	Ok	Distortion (Noise) [dB], 0.0 dB	24.01
5.2 RCV Distortion and Noise - 500 Hz WB	Ok	Distortion (Noise) [dB], 0.0 dB	28.41
5.2 RCV Distortion and Noise - 630 Hz WB	Ok	Distortion (Noise) [dB], 0.0 dB	34.39
5.2 RCV Distortion and Noise - 800 Hz WB	Ok	Distortion (Noise) [dB], 0.0 dB	35.40
5.2 RCV Distortion and Noise - 1000 Hz WB	Ok	Distortion (Noise) [dB], 0.0 dB	41.87
5.2 RCV Distortion and Noise - 1250 Hz WB	Ok	Distortion (Noise) [dB], 0.0 dB	32.79
5.2 RCV Distortion and Noise - 1600 Hz WB	Ok	Distortion (Noise) [dB], 0.0 dB	44.76
5.2 RCV Distortion and Noise - 2000 Hz WB	Ok	Distortion (Noise) [dB], 0.0 dB	40.68
5.2 RCV Distortion and Noise - 2500 Hz WB	Ok	Distortion (Noise) [dB], 0.0 dB	46.17
5.2 RCV Distortion and Noise - 3150 Hz WB	Ok	Distortion (Noise) [dB], 0.0 dB	37.47
5.2 RCV Distortion and Noise - 4000 Hz WB	Ok	Distortion (Noise) [dB], 0.0 dB	34.41
5.2 RCV Distortion and Noise - 5000 Hz WB	Ok	Distortion (Noise) [dB], 0.0 dB	39.22
5.2 RCV Distortion and Noise - 250 Hz WB	Ok	Distortion (Noise) [dB], 0.0 dB	24.81
5.2 RCV Distortion and Noise - 315 Hz WB	Ok	Distortion (Noise) [dB], 0.0 dB	23.69
5.2 RCV Distortion and Noise - 400 Hz WB	Ok	Distortion (Noise) [dB], 0.0 dB	23.29
5.2 RCV Distortion and Noise - 500 Hz WB	Ok	Distortion (Noise) [dB], 0.0 dB	31.19
5.2 RCV Distortion and Noise - 630 Hz WB	Ok	Distortion (Noise) [dB], 0.0 dB	37.89
5.2 RCV Distortion and Noise - 800 Hz WB	Ok	Distortion (Noise) [dB], 0.0 dB	40.14
5.2 RCV Distortion and Noise - 1000 Hz WB	Ok	Distortion (Noise) [dB], 0.0 dB	43.89
5.2 RCV Distortion and Noise - 1250 Hz WB	Ok	Distortion (Noise) [dB], 0.0 dB	33.63
5.2 RCV Distortion and Noise - 1600 Hz WB	Ok	Distortion (Noise) [dB], 0.0 dB	43.02
5.2 RCV Distortion and Noise - 2000 Hz WB	Ok	Distortion (Noise) [dB], 0.0 dB	40.52
5.2 RCV Distortion and Noise - 2500 Hz WB	Ok	Distortion (Noise) [dB], 0.0 dB	44.00
5.2 RCV Distortion and Noise - 3150 Hz WB	Ok	Distortion (Noise) [dB], 0.0 dB	46.60
5.2 RCV Distortion and Noise - 4000 Hz WB	Ok	Distortion (Noise) [dB], 0.0 dB	42.30
5.2 RCV Distortion and Noise - 5000 Hz WB	Ok	Distortion (Noise) [dB], 0.0 dB	39.76
5.3 Frequency Response 8N FF	Ok	Min. dist. to tolerance scheme [dB], 4870.0 Hz	1.91
5.3 Frequency Response 2N FF	Ok	Min. dist. to tolerance scheme [dB], 3445.5 Hz	1.71



### Overall Receive Delay WB

TIA-5050 (2018-01) \ Measurements \ Wideband \ Preparation - Delay measurement

Cross correlation avg. FFT Size:131072 Overlap:0.0% Envelope %



Delay (Cross): 192.9 ms

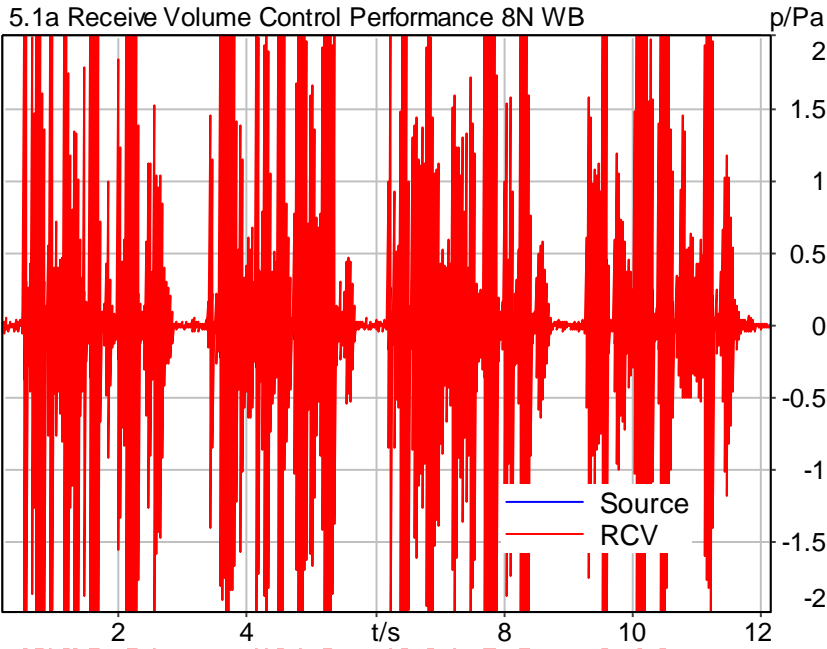
10/11/2023 5:02 PM ACQUA 5.1.200

Unmodified HEAD acoustics Measurement Descriptor



### 5.1a Receive Volume Control Performance 8N WB

TIA-5050 (2018-01) \ Measurements \ Wideband



Speech Level RCV: 90.27 dB[SPL], Act.: 58.90% Ok

**Ok**

10/11/2023 5:02 PM ACQUA 5.1.200

Unmodified HEAD acoustics Measurement Descriptor

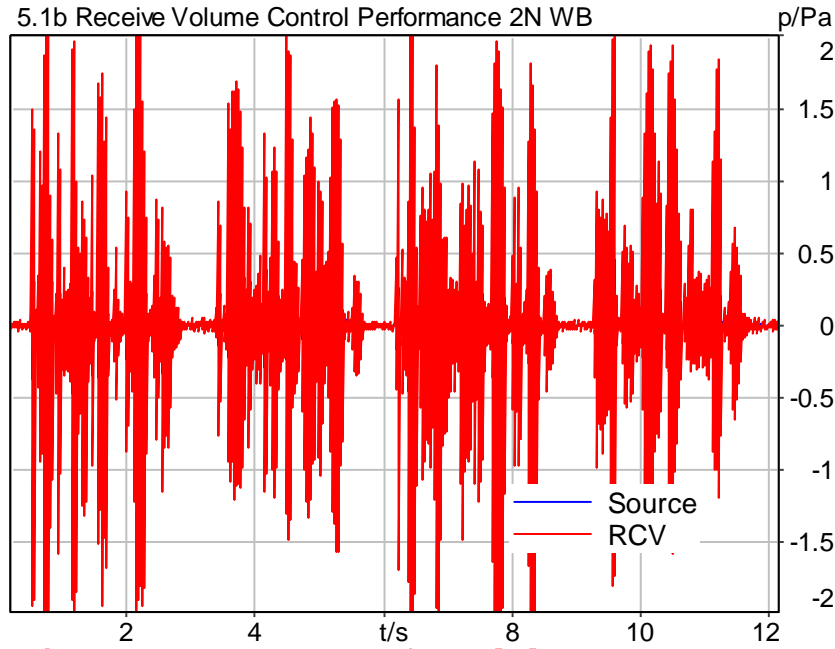
**Limits**

	<b>lower</b>
Run 1	88.00 dB20uPa



### 5.1b Receive Volume Control Performance 2N WB

TIA-5050 (2018-01) \ Measurements \ Wideband



Speech Level RCV: 89.72 dB[SPL], Act.: 20.21% Ok

**Ok**

10/11/2023 5:03 PM ACQUA 5.1.200

Unmodified HEAD acoustics Measurement Descriptor

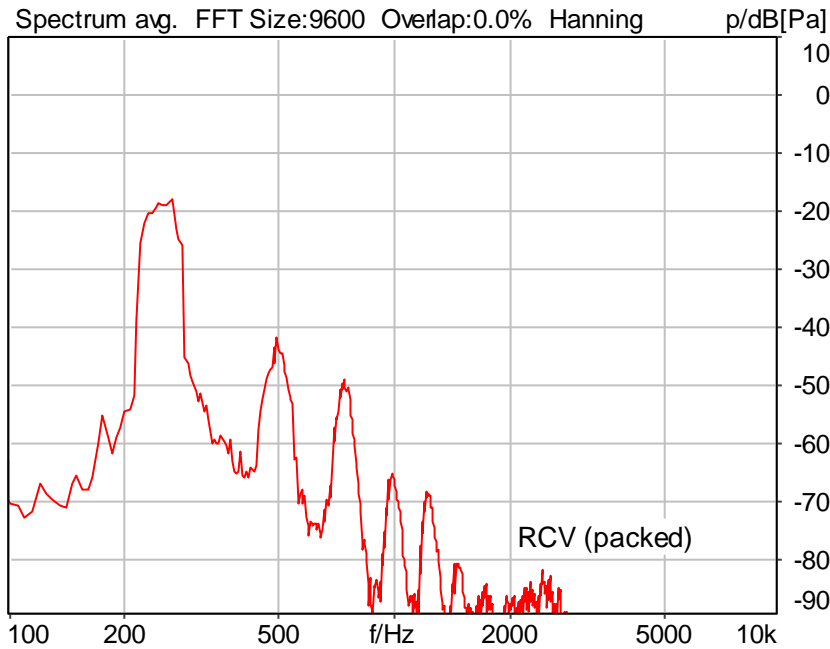
**Limits**

	<b>lower</b>
Run 1	76.00 dB20uPa



### 5.2 RCV Distortion and Noise - 250 Hz WB

TIA-5050 (2018-01) \ Measurements \ Wideband \ 5.2 Receive Distortion and Noise 8N change frequency range



Distortion (Noise) RCV (packed): 26.11 dB (4.95%) Ok

Ok

10/11/2023 4:41 PM ACQUA 5.1.200

Limits

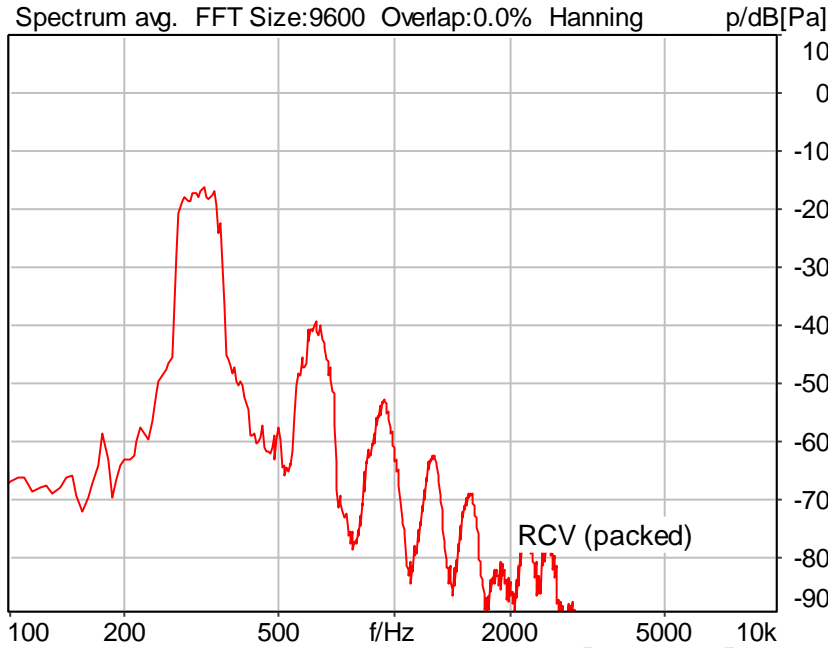
	lower
Run 1	20.00 dB





### 5.2 RCV Distortion and Noise - 315 Hz WB

TIA-5050 (2018-01) \ Measurements \ Wideband \ 5.2 Receive Distortion and Noise 8N change frequency range



Distortion (Noise) RCV (packed): 24.32 dB (6.08%) Ok

Ok

10/11/2023 4:42 PM ACQUA 5.1.200

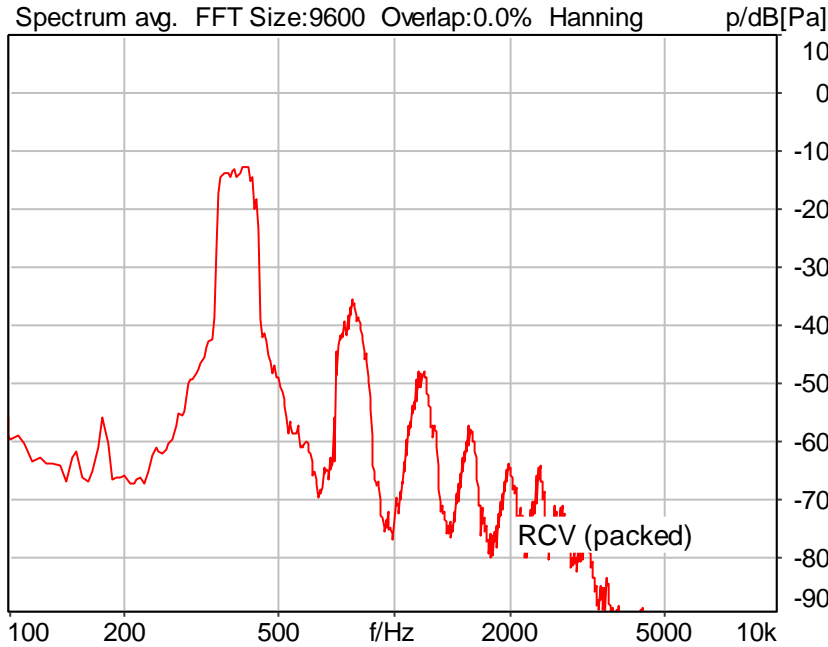
Limits

	lower
Run 1	20.00 dB



### 5.2 RCV Distortion and Noise - 400 Hz WB

TIA-5050 (2018-01) \ Measurements \ Wideband \ 5.2 Receive Distortion and Noise 8N change frequency range



Distortion (Noise) RCV (packed): 24.01 dB (6.30%) Ok

Ok

10/11/2023 4:42 PM ACQUA 5.1.200

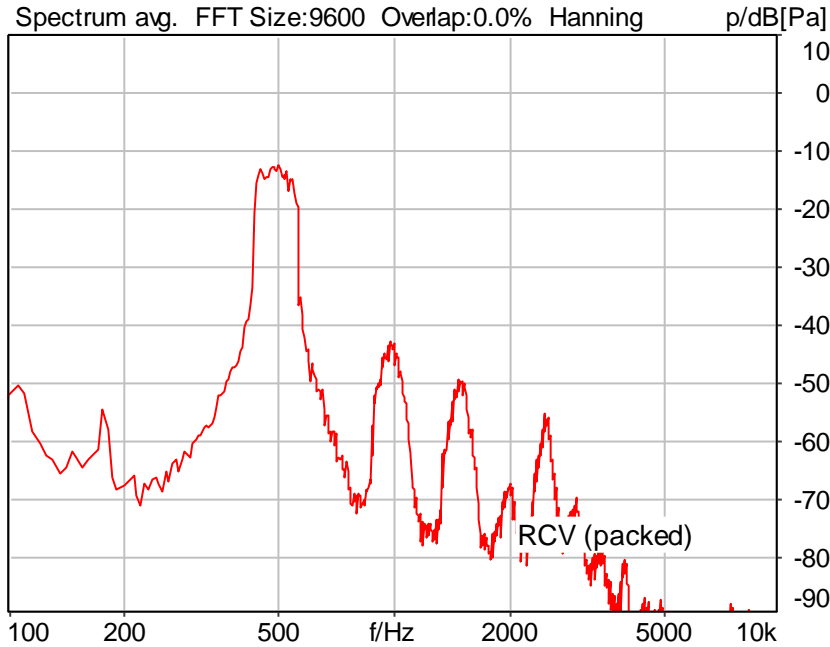
Limits

	lower
Run 1	20.00 dB



### 5.2 RCV Distortion and Noise - 500 Hz WB

TIA-5050 (2018-01) \ Measurements \ Wideband \ 5.2 Receive Distortion and Noise 8N change frequency range



Distortion (Noise) RCV (packed): 28.41 dB (3.80%) Ok

Ok

10/11/2023 4:43 PM ACQUA 5.1.200

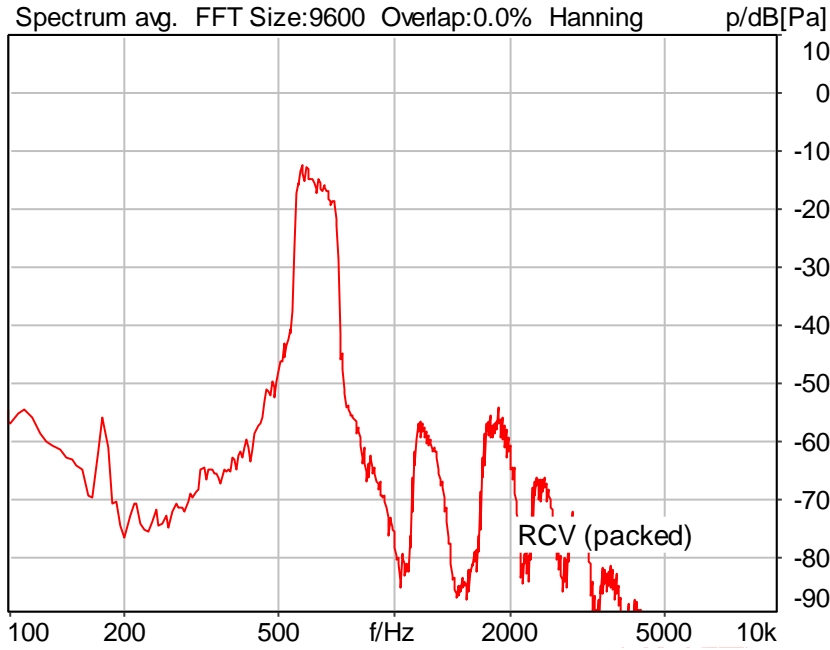
Limits

	lower
Run 1	20.00 dB



### 5.2 RCV Distortion and Noise - 630 Hz WB

TIA-5050 (2018-01) \ Measurements \ Wideband \ 5.2 Receive Distortion and Noise 8N change frequency range



Distortion (Noise) RCV (packed): 34.39 dB (1.91%) Ok

Ok

10/11/2023 4:43 PM ACQUA 5.1.200

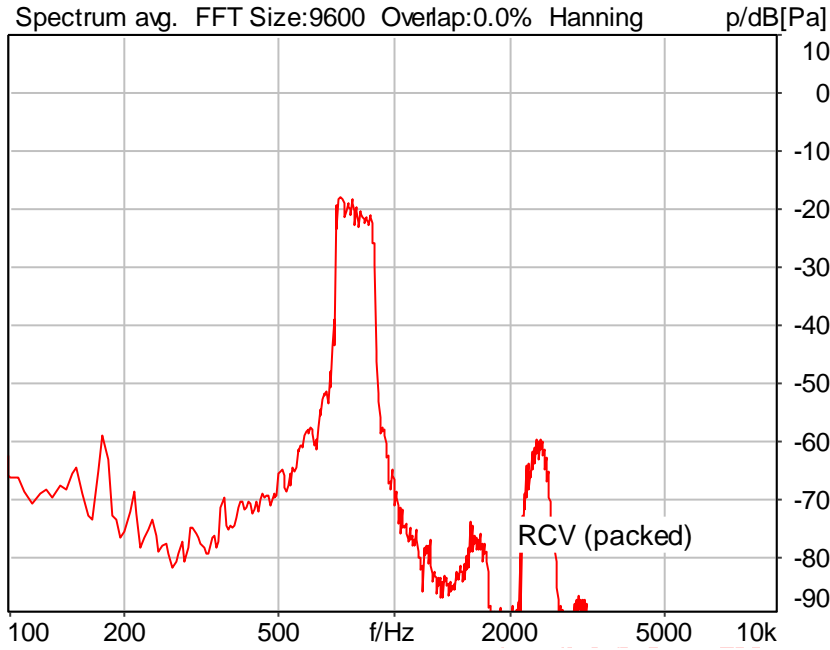
Limits

	lower
Run 1	20.00 dB



### 5.2 RCV Distortion and Noise - 800 Hz WB

TIA-5050 (2018-01) \ Measurements \ Wideband \ 5.2 Receive Distortion and Noise 8N change frequency range



Distortion (Noise) RCV (packed): 35.40 dB (1.70%) Ok

Ok

10/11/2023 4:43 PM ACQUA 5.1.200

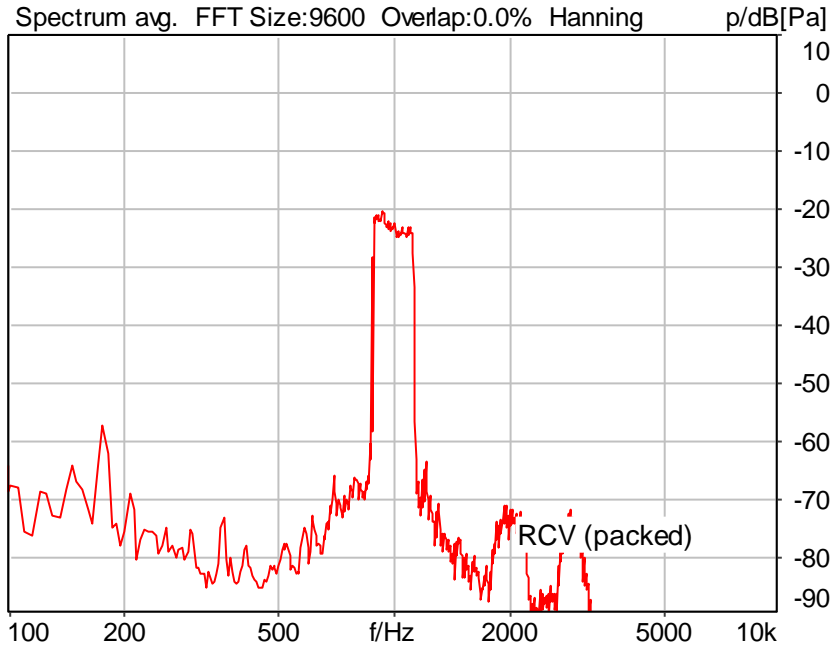
Limits

	lower
Run 1	20.00 dB



### 5.2 RCV Distortion and Noise - 1000 Hz WB

TIA-5050 (2018-01) \ Measurements \ Wideband \ 5.2 Receive Distortion and Noise 8N change frequency range



Distortion (Noise) RCV (packed): 41.87 dB (0.81%) Ok

Ok

10/11/2023 4:44 PM ACQUA 5.1.200

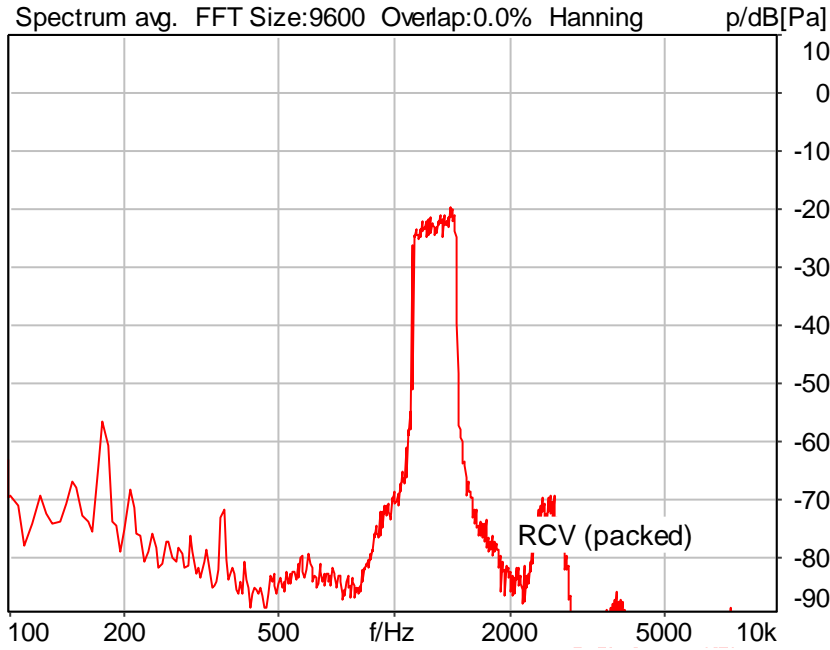
Limits

	lower
Run 1	20.00 dB



### 5.2 RCV Distortion and Noise - 1250 Hz WB

TIA-5050 (2018-01) \ Measurements \ Wideband \ 5.2 Receive Distortion and Noise 8N change frequency range



Distortion (Noise) RCV (packed): 32.79 dB (2.29%) Ok

Ok

10/11/2023 4:44 PM ACQUA 5.1.200

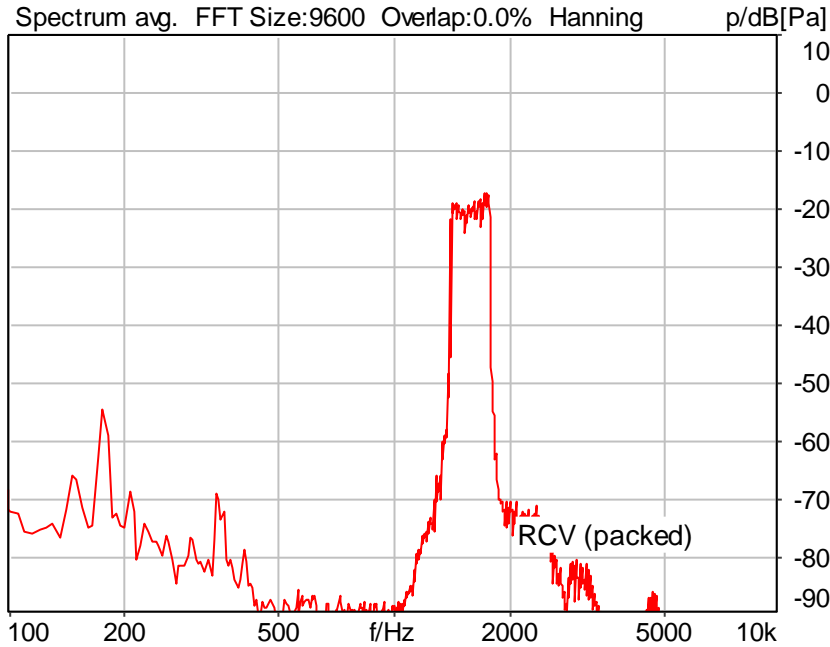
Limits

	lower
Run 1	20.00 dB



### 5.2 RCV Distortion and Noise - 1600 Hz WB

TIA-5050 (2018-01) \ Measurements \ Wideband \ 5.2 Receive Distortion and Noise 8N change frequency range



Distortion (Noise) RCV (packed): 44.76 dB (0.58%) Ok

Ok

10/11/2023 4:45 PM ACQUA 5.1.200

Limits

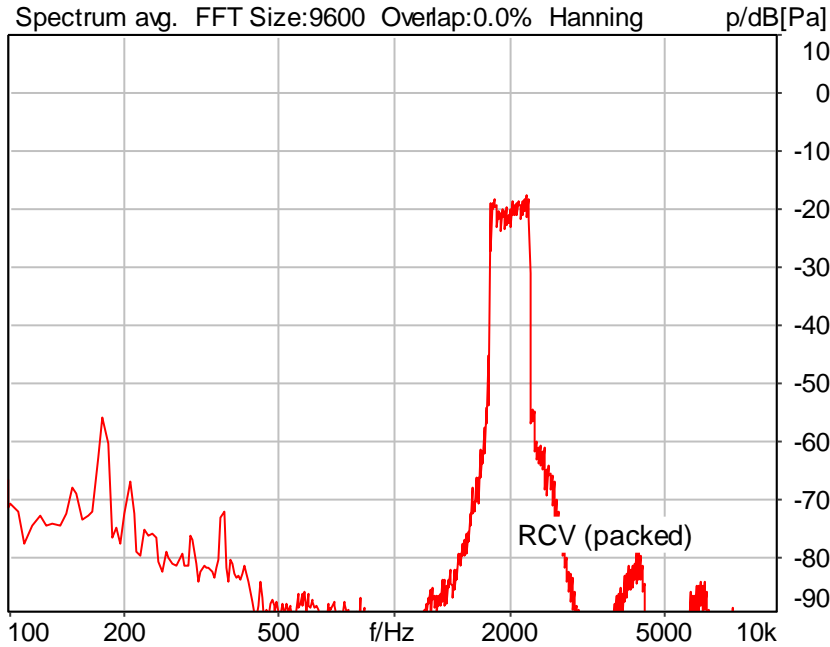
	lower
Run 1	20.00 dB





### 5.2 RCV Distortion and Noise - 2000 Hz WB

TIA-5050 (2018-01) \ Measurements \ Wideband \ 5.2 Receive Distortion and Noise 8N change frequency range



Distortion (Noise) RCV (packed): 40.68 dB (0.93%) Ok

Ok

10/11/2023 4:45 PM ACQUA 5.1.200

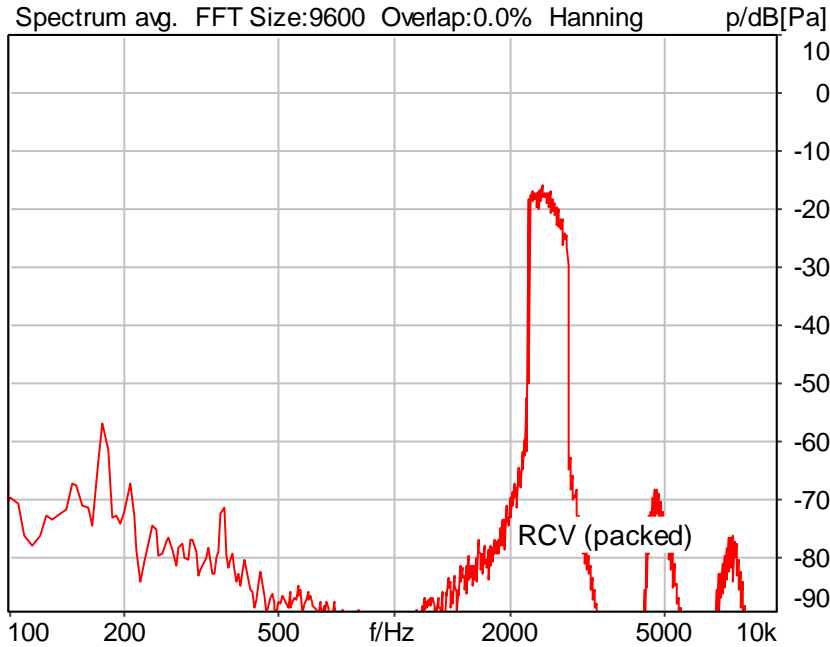
Limits

	lower
Run 1	20.00 dB



### 5.2 RCV Distortion and Noise - 2500 Hz WB

TIA-5050 (2018-01) \ Measurements \ Wideband \ 5.2 Receive Distortion and Noise 8N change frequency range



Distortion (Noise) RCV (packed): 46.17 dB (0.49%) Ok

Ok

10/11/2023 4:46 PM ACQUA 5.1.200

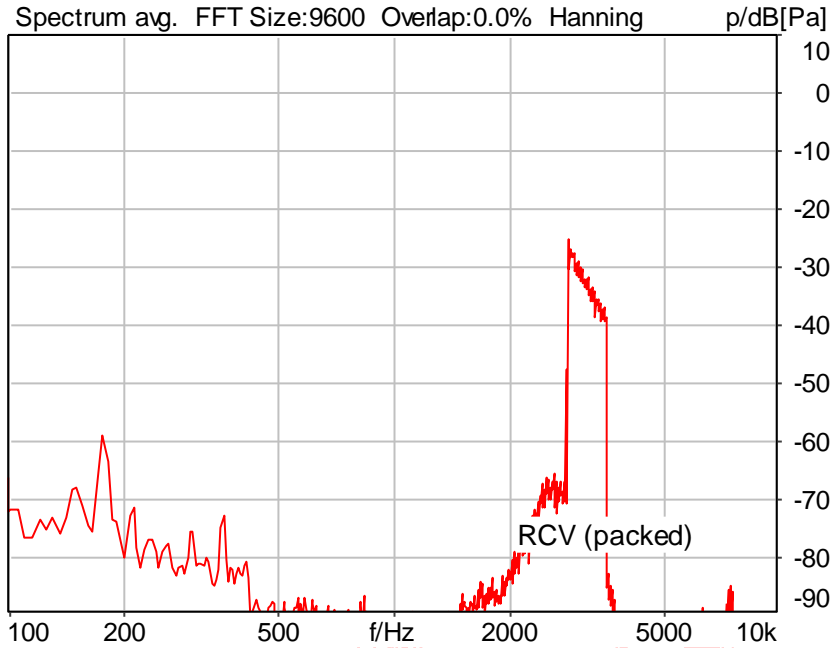
Limits

	lower
Run 1	20.00 dB



### 5.2 RCV Distortion and Noise - 3150 Hz WB

TIA-5050 (2018-01) \ Measurements \ Wideband \ 5.2 Receive Distortion and Noise 8N change frequency range



Distortion (Noise) RCV (packed): 37.47 dB (1.34%) Ok

Ok

10/11/2023 4:46 PM ACQUA 5.1.200

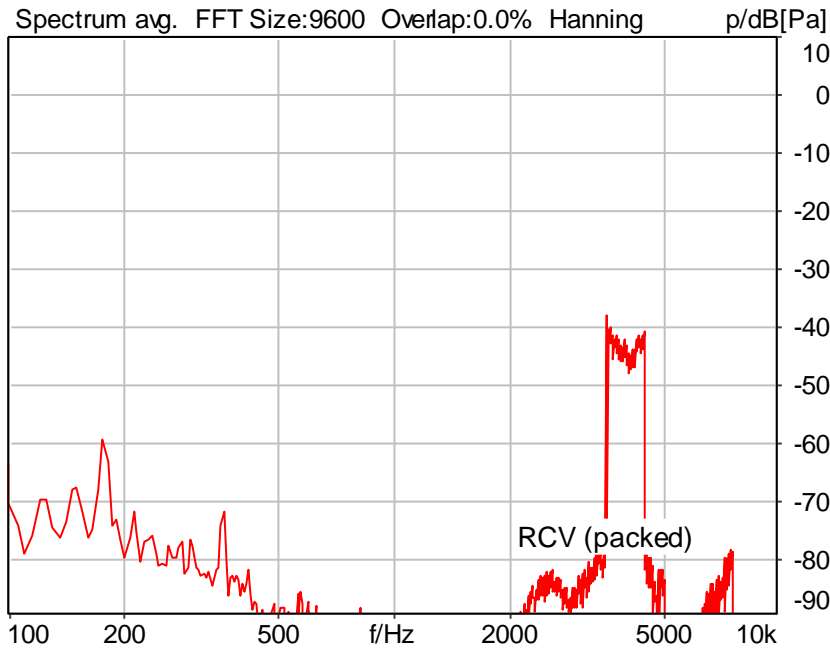
Limits

	lower
Run 1	20.00 dB



### 5.2 RCV Distortion and Noise - 4000 Hz WB

TIA-5050 (2018-01) \ Measurements \ Wideband \ 5.2 Receive Distortion and Noise 8N change frequency range



Distortion (Noise) RCV (packed): 34.41 dB (1.90%) Ok

Ok

10/11/2023 4:47 PM ACQUA 5.1.200

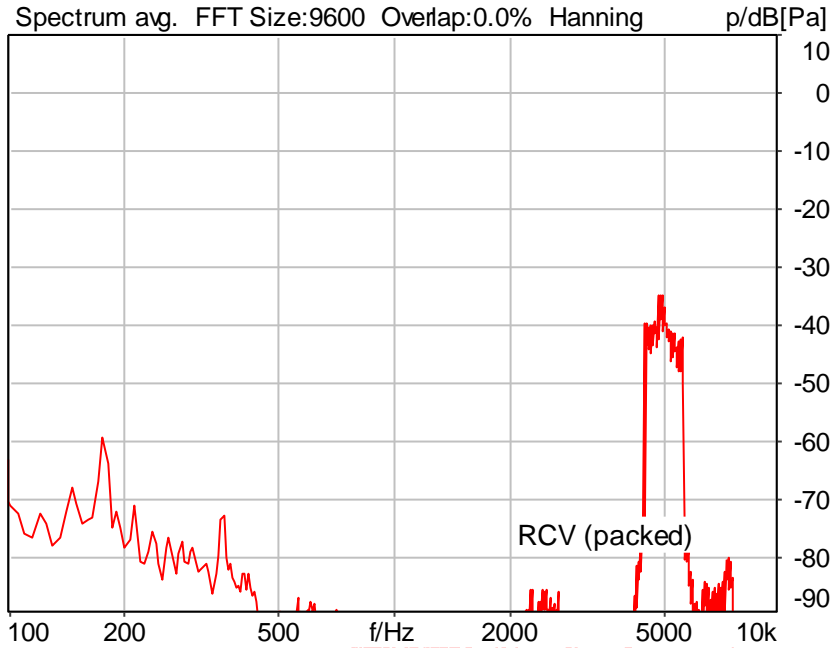
Limits

	lower
Run 1	20.00 dB



### 5.2 RCV Distortion and Noise - 5000 Hz WB

TIA-5050 (2018-01) \ Measurements \ Wideband \ 5.2 Receive Distortion and Noise 8N change frequency range



Distortion (Noise) RCV (packed): 39.22 dB (1.09%) Ok

Ok

10/11/2023 4:47 PM ACQUA 5.1.200

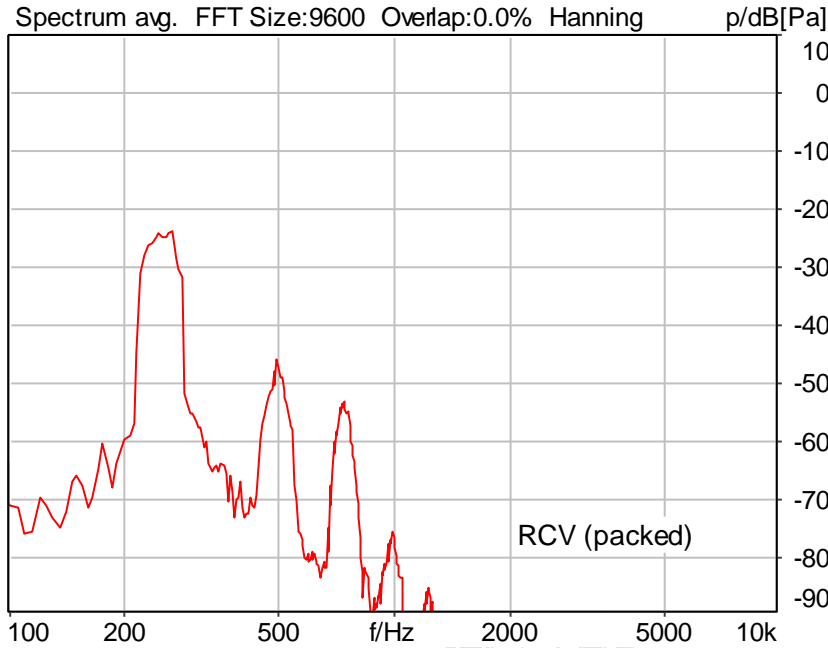
Limits

	lower
Run 1	20.00 dB



### 5.2 RCV Distortion and Noise - 250 Hz WB

TIA-5050 (2018-01) \ Measurements \ Wideband \ 5.2 Receive Distortion and Noise 2N change frequency range



Distortion (Noise) RCV (packed): 24.81 dB (5.75%) Ok

Ok

10/11/2023 4:48 PM ACQUA 5.1.200

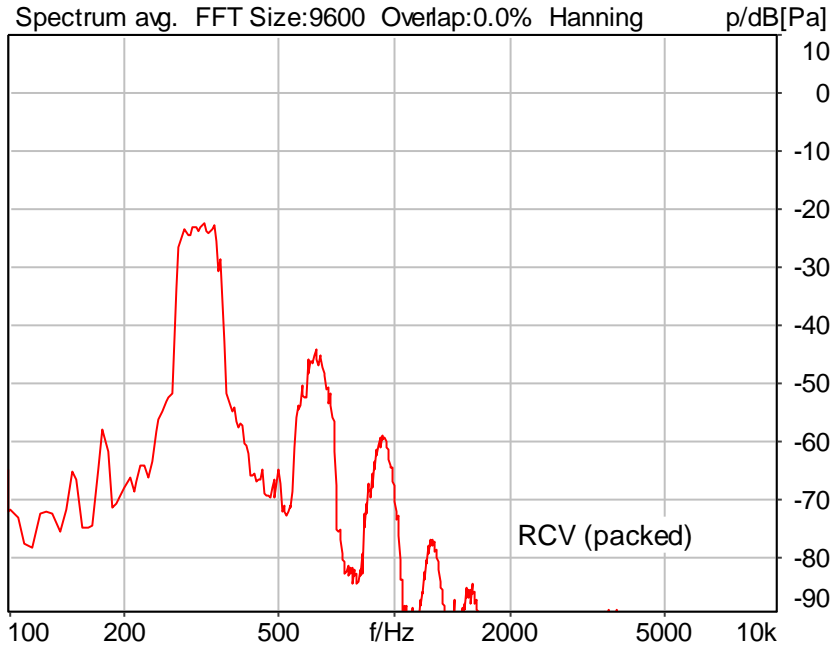
Limits

	lower
Run 1	20.00 dB



### 5.2 RCV Distortion and Noise - 315 Hz WB

TIA-5050 (2018-01) \ Measurements \ Wideband \ 5.2 Receive Distortion and Noise 2N change frequency range



Distortion (Noise) RCV (packed): 23.69 dB (6.54%) Ok

Ok

10/11/2023 4:48 PM ACQUA 5.1.200

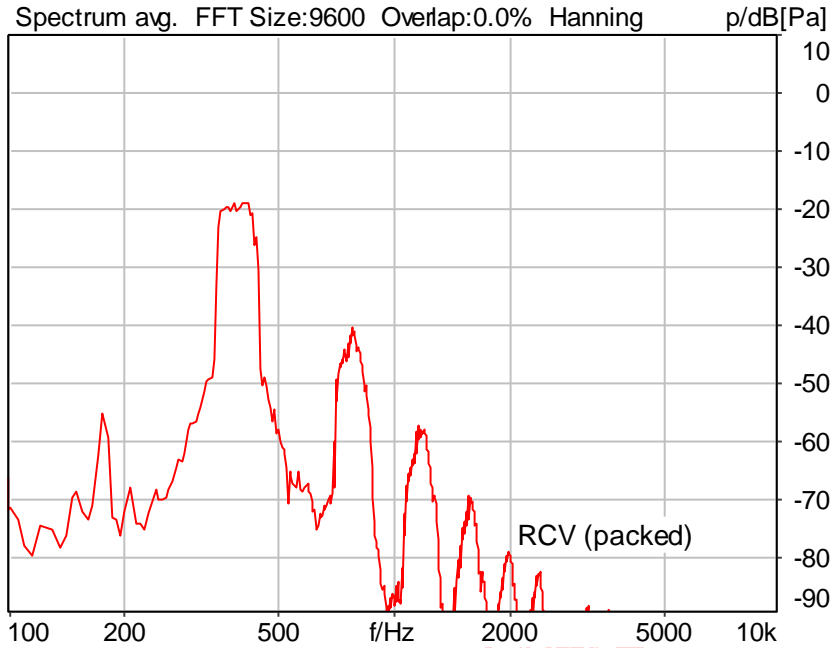
Limits

	lower
Run 1	20.00 dB



### 5.2 RCV Distortion and Noise - 400 Hz WB

TIA-5050 (2018-01) \ Measurements \ Wideband \ 5.2 Receive Distortion and Noise 2N change frequency range



Distortion (Noise) RCV (packed): 23.29 dB (6.84%) Ok

Ok

10/11/2023 4:49 PM ACQUA 5.1.200

Limits

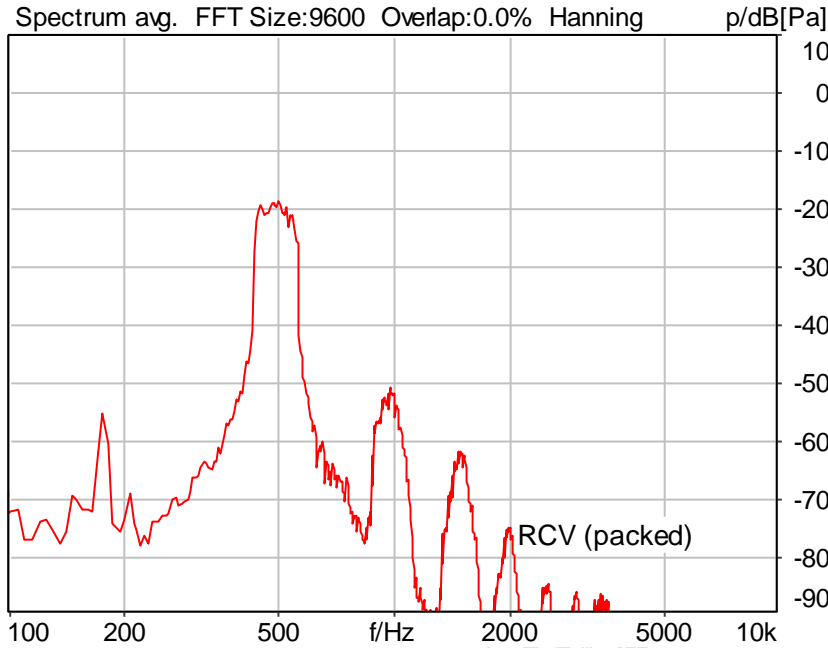
	lower
Run 1	20.00 dB





### 5.2 RCV Distortion and Noise - 500 Hz WB

TIA-5050 (2018-01) \ Measurements \ Wideband \ 5.2 Receive Distortion and Noise 2N change frequency range



Distortion (Noise) RCV (packed): 31.19 dB (2.76%) Ok

Ok

10/11/2023 4:49 PM ACQUA 5.1.200

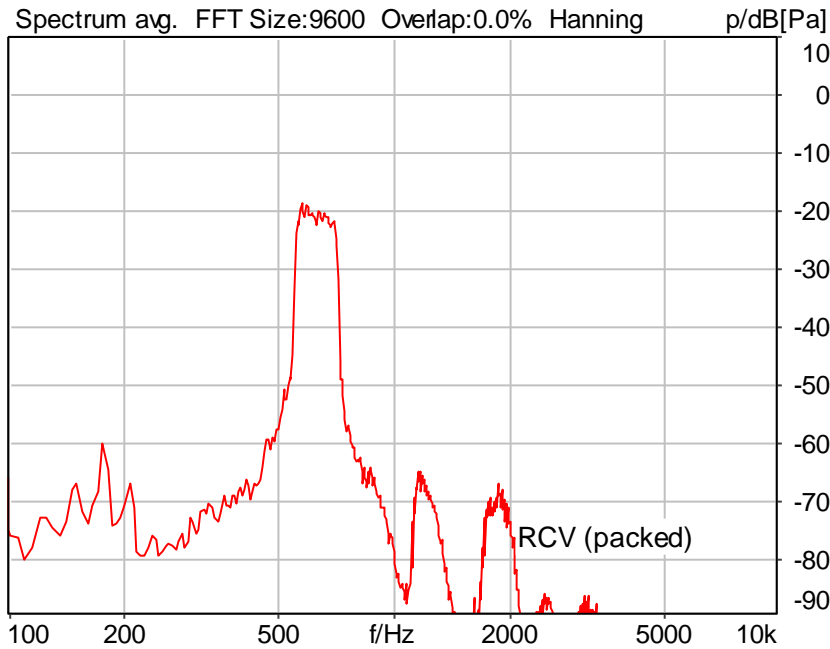
Limits

	lower
Run 1	20.00 dB



### 5.2 RCV Distortion and Noise - 630 Hz WB

TIA-5050 (2018-01) \ Measurements \ Wideband \ 5.2 Receive Distortion and Noise 2N change frequency range



Distortion (Noise) RCV (packed): 37.89 dB (1.27%) Ok

Ok

10/11/2023 4:50 PM ACQUA 5.1.200

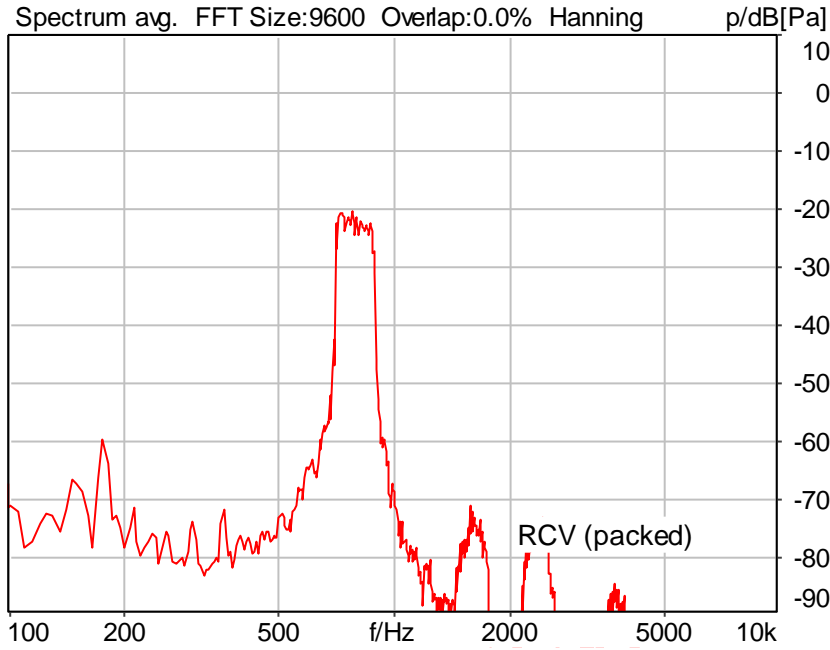
Limits

	lower
Run 1	20.00 dB



### 5.2 RCV Distortion and Noise - 800 Hz WB

TIA-5050 (2018-01) \ Measurements \ Wideband \ 5.2 Receive Distortion and Noise 2N change frequency range



Distortion (Noise) RCV (packed): 40.14 dB (0.98%) Ok

Ok

10/11/2023 4:50 PM ACQUA 5.1.200

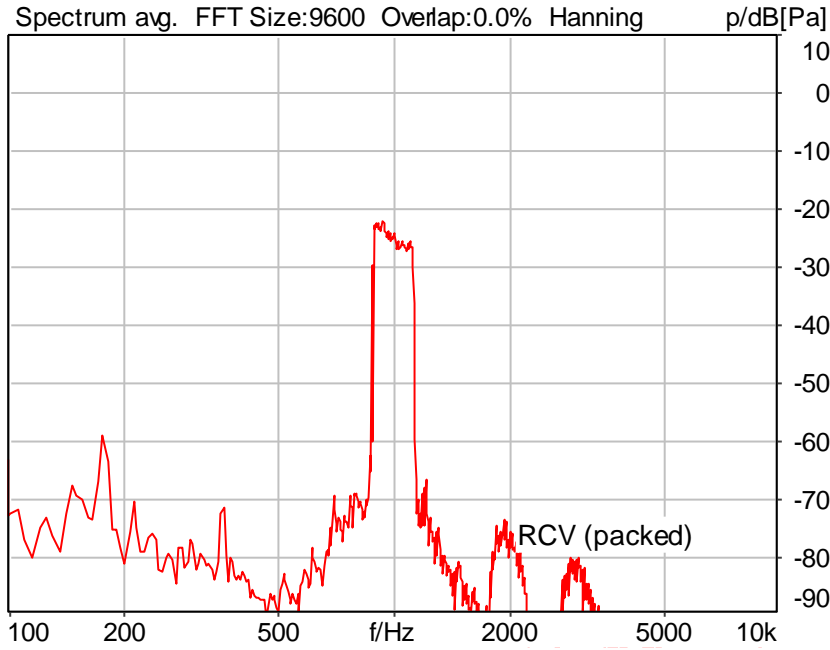
Limits

	lower
Run 1	20.00 dB



### 5.2 RCV Distortion and Noise - 1000 Hz WB

TIA-5050 (2018-01) \ Measurements \ Wideband \ 5.2 Receive Distortion and Noise 2N change frequency range



Distortion (Noise) RCV (packed): 43.89 dB (0.64%) Ok

Ok

10/11/2023 4:51 PM ACQUA 5.1.200

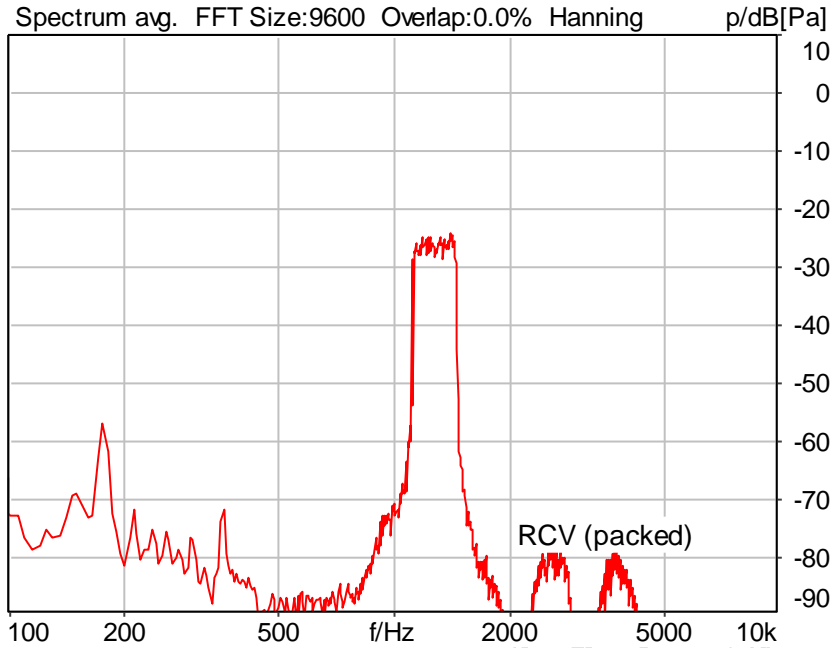
Limits

	lower
Run 1	20.00 dB



### 5.2 RCV Distortion and Noise - 1250 Hz WB

TIA-5050 (2018-01) \ Measurements \ Wideband \ 5.2 Receive Distortion and Noise 2N change frequency range



Distortion (Noise) RCV (packed): 33.63 dB (2.08%) Ok

Ok

10/11/2023 4:51 PM ACQUA 5.1.200

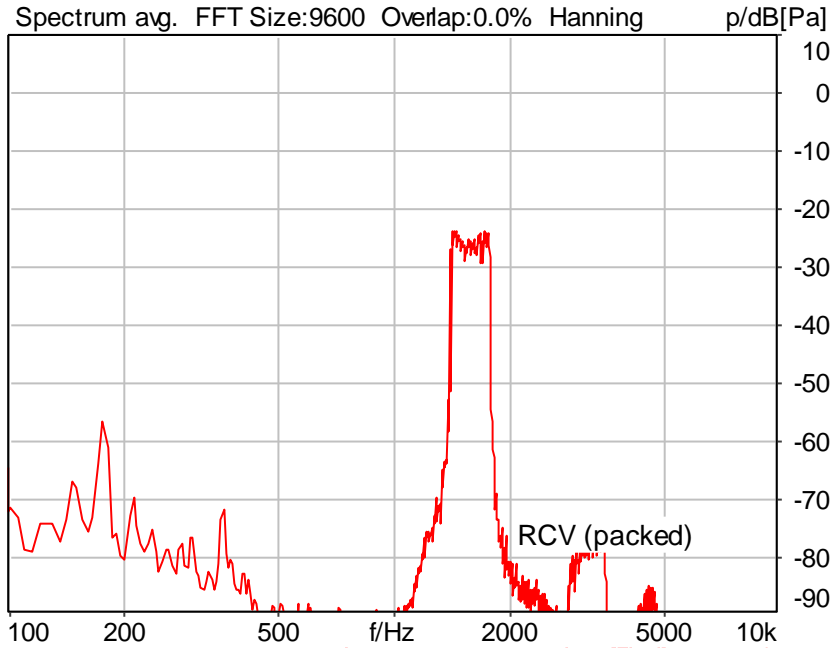
Limits

	lower
Run 1	20.00 dB



### 5.2 RCV Distortion and Noise - 1600 Hz WB

TIA-5050 (2018-01) \ Measurements \ Wideband \ 5.2 Receive Distortion and Noise 2N change frequency range



Distortion (Noise) RCV (packed): 43.02 dB (0.71%) Ok

Ok

10/11/2023 4:52 PM ACQUA 5.1.200

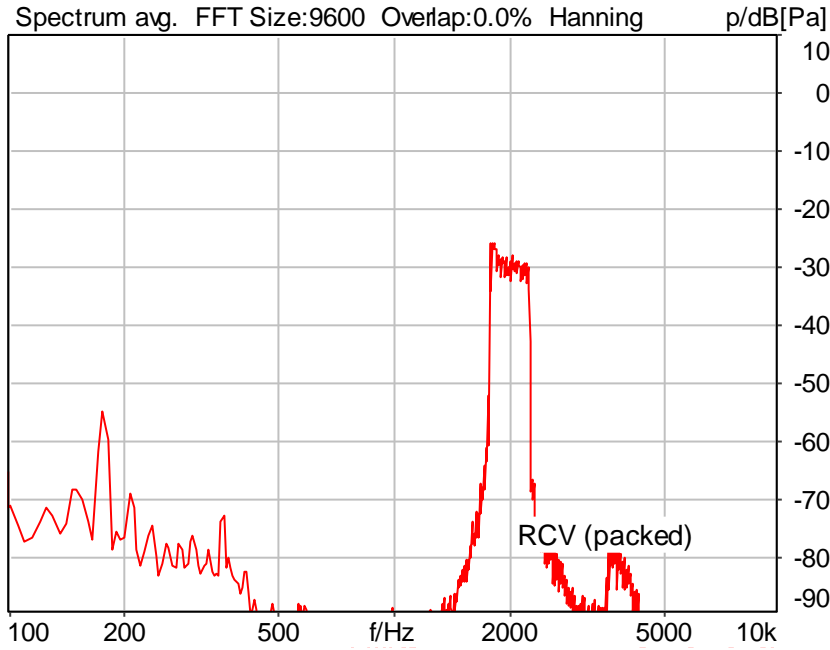
Limits

	lower
Run 1	20.00 dB



### 5.2 RCV Distortion and Noise - 2000 Hz WB

TIA-5050 (2018-01) \ Measurements \ Wideband \ 5.2 Receive Distortion and Noise 2N change frequency range



Distortion (Noise) RCV (packed): 40.52 dB (0.94%) Ok

Ok

10/11/2023 4:52 PM ACQUA 5.1.200

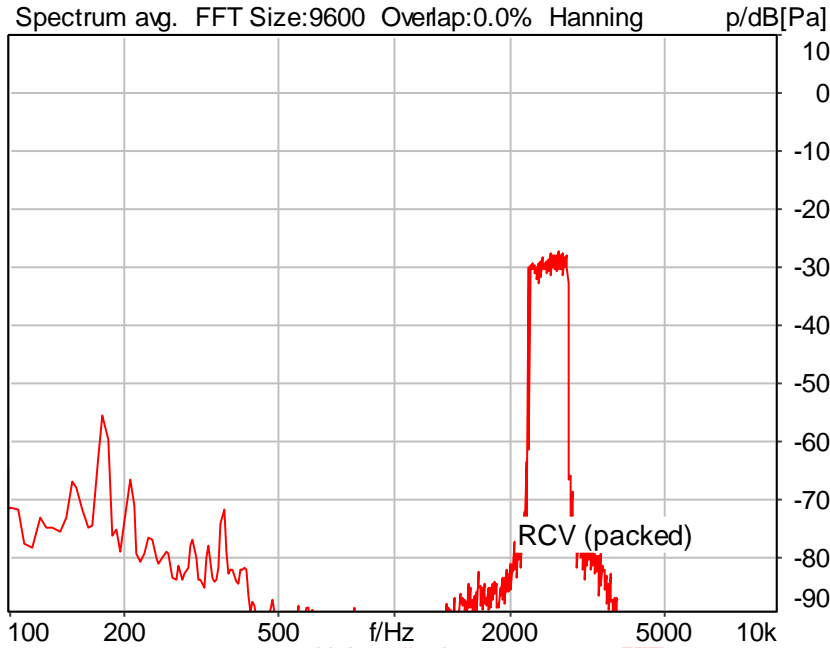
Limits

	lower
Run 1	20.00 dB



### 5.2 RCV Distortion and Noise - 2500 Hz WB

TIA-5050 (2018-01) \ Measurements \ Wideband \ 5.2 Receive Distortion and Noise 2N change frequency range



Distortion (Noise) RCV (packed): 44.00 dB (0.63%) Ok

Ok

10/11/2023 4:53 PM ACQUA 5.1.200

Limits

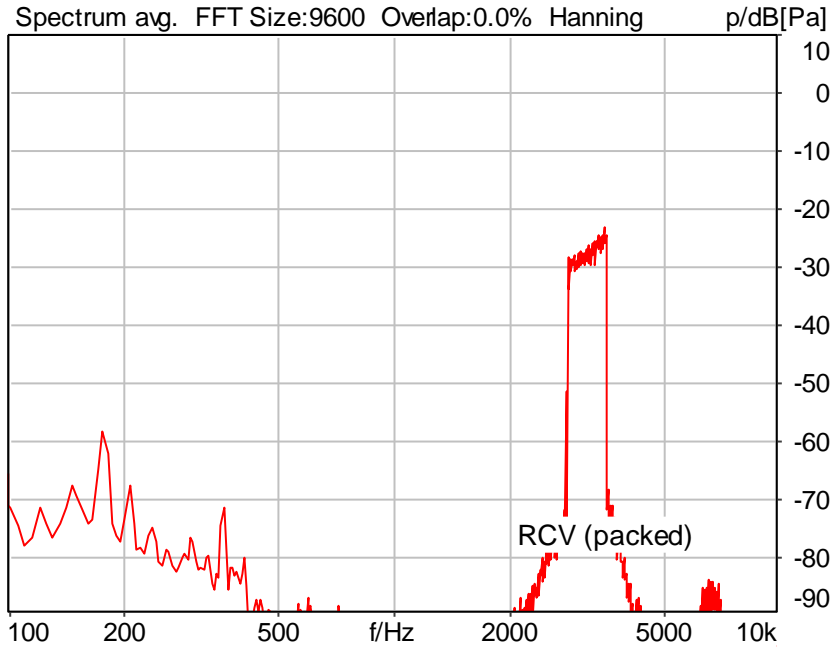
	lower
Run 1	20.00 dB





### 5.2 RCV Distortion and Noise - 3150 Hz WB

TIA-5050 (2018-01) \ Measurements \ Wideband \ 5.2 Receive Distortion and Noise 2N change frequency range



Distortion (Noise) RCV (packed): 46.60 dB (0.47%) Ok

Ok

10/11/2023 4:53 PM ACQUA 5.1.200

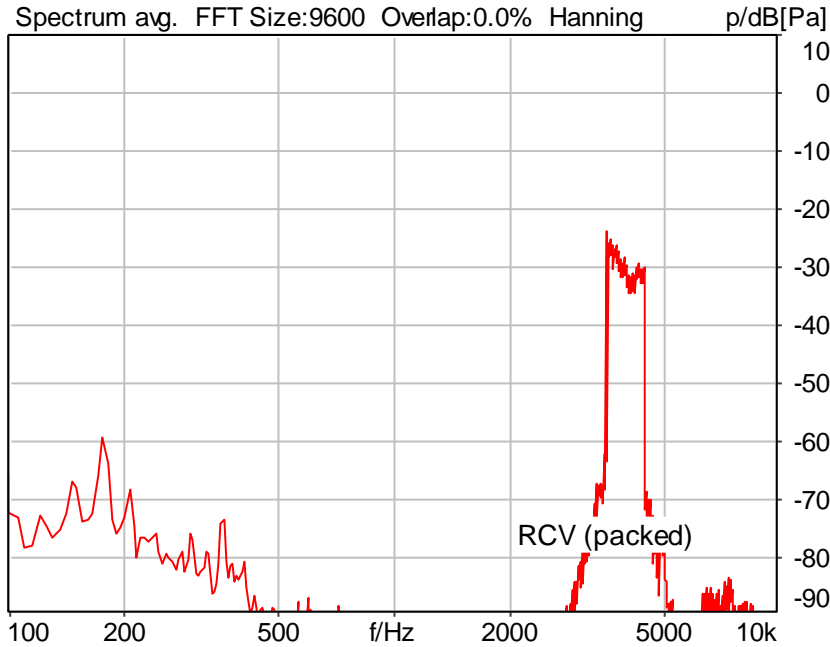
Limits

	lower
Run 1	20.00 dB



### 5.2 RCV Distortion and Noise - 4000 Hz WB

TIA-5050 (2018-01) \ Measurements \ Wideband \ 5.2 Receive Distortion and Noise 2N change frequency range



Distortion (Noise) RCV (packed): 42.30 dB (0.77%) Ok

Ok

10/11/2023 4:53 PM ACQUA 5.1.200

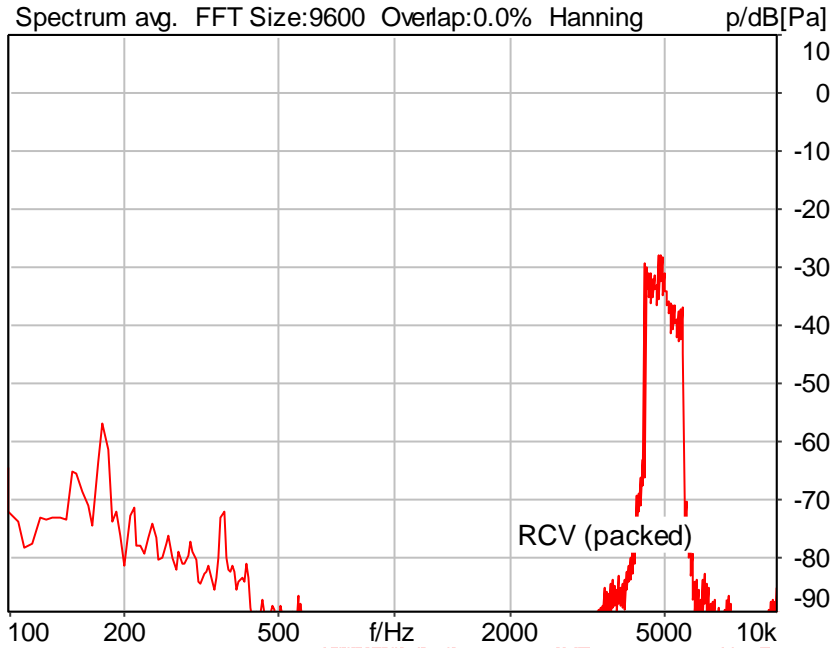
Limits

	lower
Run 1	20.00 dB



### 5.2 RCV Distortion and Noise - 5000 Hz WB

TIA-5050 (2018-01) \ Measurements \ Wideband \ 5.2 Receive Distortion and Noise 2N change frequency range



Distortion (Noise) RCV (packed): 39.76 dB (1.03%) Ok

Ok

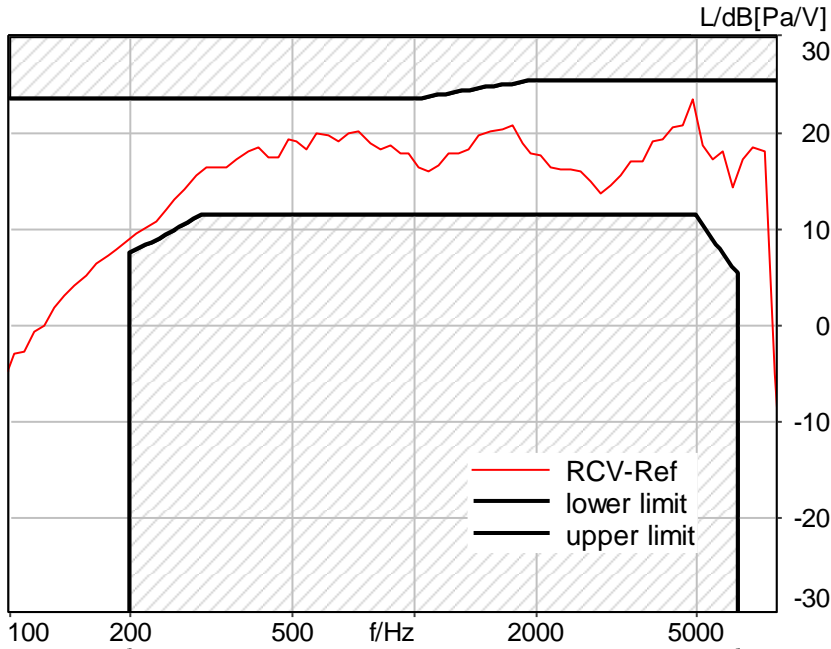
10/11/2023 4:54 PM ACQUA 5.1.200

Limits

	lower
Run 1	20.00 dB

### 5.3 Frequency Response 8N FF

TIA-5050 (2018-01) \ Measurements \ Wideband



Absolute minimal distance  
1.91 dB at 4870.0 Hz Ok

**Ok**

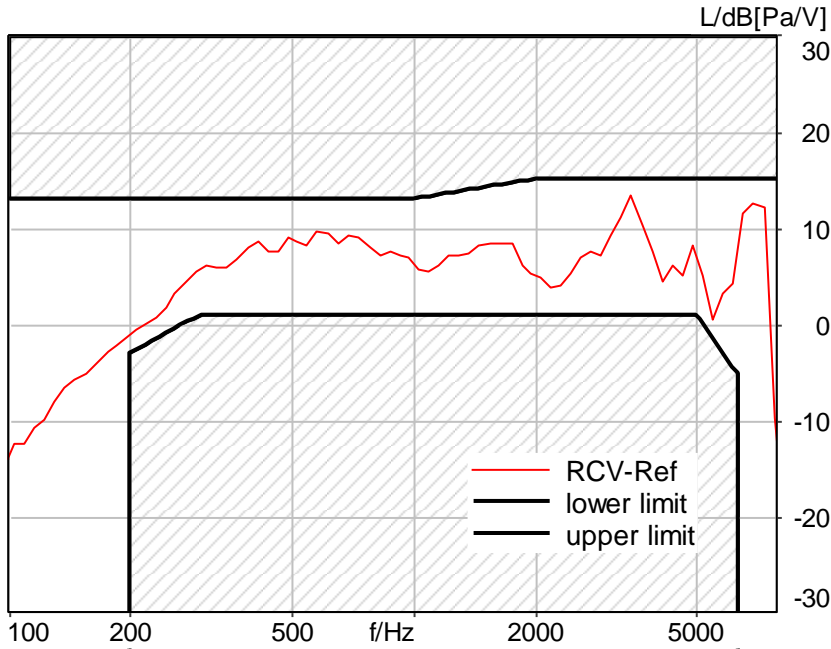
10/11/2023 5:00 PM ACQUA 5.1.200  
Unmodified HEAD acoustics Measurement Descriptor

**Limits**

	<b>lower</b>
Run 1	Fit into tolerance

### 5.3 Frequency Response 2N FF

TIA-5050 (2018-01) \ Measurements \ Wideband



Absolute minimal distance  
1.71 dB at 3445.5 Hz Ok

Ok

10/11/2023 4:55 PM ACQUA 5.1.200

**Limits**

	<b>lower</b>
Run 1	Fit into tolerance



#12 NR n2 EVS WB 24.4Kbps

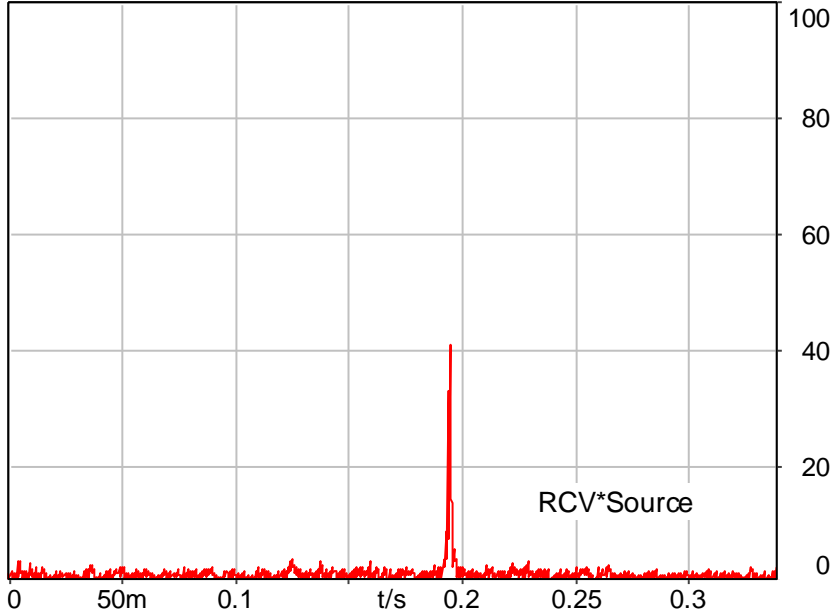
SMD	Status	Single Value Description	Single Value
Overall Receive Delay WB	Done	Delay (Cross) [ms]	194.5
5.1a Receive Volume Control Performance 8N WB	Ok	Speech Level [dB[SPL]]	89.87
5.1b Receive Volume Control Performance 2N WB	Ok	Speech Level [dB[SPL]]	89.21
5.2 RCV Distortion and Noise - 250 Hz WB	Ok	Distortion (Noise) [dB], 0.0 dB	25.68
5.2 RCV Distortion and Noise - 315 Hz WB	Ok	Distortion (Noise) [dB], 0.0 dB	24.12
5.2 RCV Distortion and Noise - 400 Hz WB	Ok	Distortion (Noise) [dB], 0.0 dB	23.06
5.2 RCV Distortion and Noise - 500 Hz WB	Ok	Distortion (Noise) [dB], 0.0 dB	30.81
5.2 RCV Distortion and Noise - 630 Hz WB	Ok	Distortion (Noise) [dB], 0.0 dB	37.88
5.2 RCV Distortion and Noise - 800 Hz WB	Ok	Distortion (Noise) [dB], 0.0 dB	41.22
5.2 RCV Distortion and Noise - 1000 Hz WB	Ok	Distortion (Noise) [dB], 0.0 dB	45.03
5.2 RCV Distortion and Noise - 1250 Hz WB	Ok	Distortion (Noise) [dB], 0.0 dB	33.03
5.2 RCV Distortion and Noise - 1600 Hz WB	Ok	Distortion (Noise) [dB], 0.0 dB	44.40
5.2 RCV Distortion and Noise - 2000 Hz WB	Ok	Distortion (Noise) [dB], 0.0 dB	41.67
5.2 RCV Distortion and Noise - 2500 Hz WB	Ok	Distortion (Noise) [dB], 0.0 dB	45.07
5.2 RCV Distortion and Noise - 3150 Hz WB	Ok	Distortion (Noise) [dB], 0.0 dB	43.70
5.2 RCV Distortion and Noise - 4000 Hz WB	Ok	Distortion (Noise) [dB], 0.0 dB	43.10
5.2 RCV Distortion and Noise - 5000 Hz WB	Ok	Distortion (Noise) [dB], 0.0 dB	40.29
5.2 RCV Distortion and Noise - 250 Hz WB	Ok	Distortion (Noise) [dB], 0.0 dB	25.64
5.2 RCV Distortion and Noise - 315 Hz WB	Ok	Distortion (Noise) [dB], 0.0 dB	24.20
5.2 RCV Distortion and Noise - 400 Hz WB	Ok	Distortion (Noise) [dB], 0.0 dB	23.22
5.2 RCV Distortion and Noise - 500 Hz WB	Ok	Distortion (Noise) [dB], 0.0 dB	30.94
5.2 RCV Distortion and Noise - 630 Hz WB	Ok	Distortion (Noise) [dB], 0.0 dB	37.95
5.2 RCV Distortion and Noise - 800 Hz WB	Ok	Distortion (Noise) [dB], 0.0 dB	41.10
5.2 RCV Distortion and Noise - 1000 Hz WB	Ok	Distortion (Noise) [dB], 0.0 dB	45.02
5.2 RCV Distortion and Noise - 1250 Hz WB	Ok	Distortion (Noise) [dB], 0.0 dB	33.20
5.2 RCV Distortion and Noise - 1600 Hz WB	Ok	Distortion (Noise) [dB], 0.0 dB	43.67
5.2 RCV Distortion and Noise - 2000 Hz WB	Ok	Distortion (Noise) [dB], 0.0 dB	40.67
5.2 RCV Distortion and Noise - 2500 Hz WB	Ok	Distortion (Noise) [dB], 0.0 dB	44.87
5.2 RCV Distortion and Noise - 3150 Hz WB	Ok	Distortion (Noise) [dB], 0.0 dB	44.28
5.2 RCV Distortion and Noise - 4000 Hz WB	Ok	Distortion (Noise) [dB], 0.0 dB	44.11
5.2 RCV Distortion and Noise - 5000 Hz WB	Ok	Distortion (Noise) [dB], 0.0 dB	39.20
5.3 Frequency Response 8N FF	Ok	Min. dist. to tolerance scheme [dB], 4870.0 Hz	2.43
5.3 Frequency Response 2N FF	Ok	Min. dist. to tolerance scheme [dB], 4369.4 Hz	1.60



### Overall Receive Delay WB

TIA-5050 (2018-01) \ Measurements \ Wideband \ Preparation - Delay measurement

Cross correlation avg. FFT Size:131072 Overlap:0.0% Envelope %



Delay (Cross): 194.5 ms

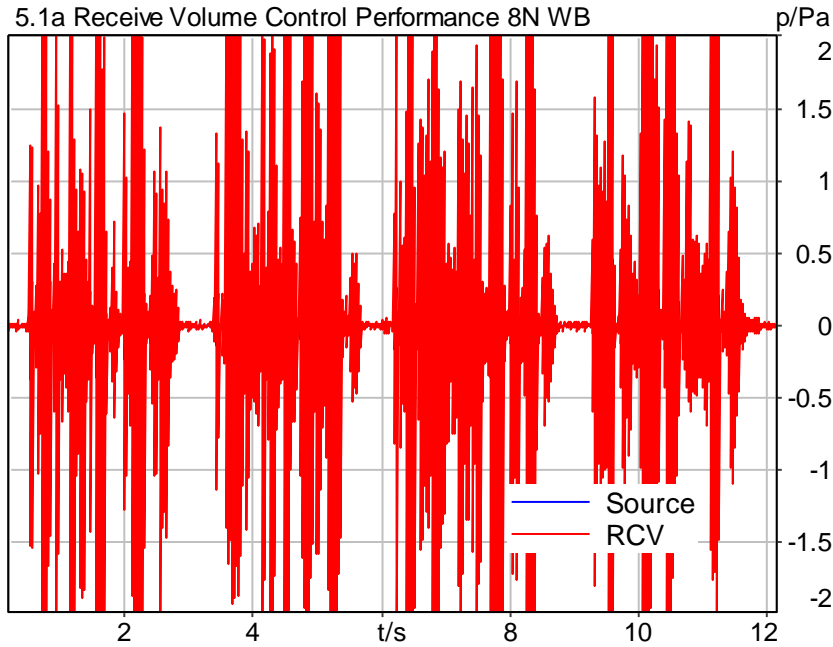
10/13/2023 11:54 AM ACQUA 5.1.200  
Unmodified HEAD acoustics Measurement Descriptor



### 5.1a Receive Volume Control Performance 8N WB

TIA-5050 (2018-01) \ Measurements \ Wideband

5.1a Receive Volume Control Performance 8N WB



Speech Level RCV: 89.87 dB[SPL], Act.: 55.06% Ok

**Ok**

10/13/2023 11:54 AM ACQUA 5.1.200

Unmodified HEAD acoustics Measurement Descriptor

**Limits**

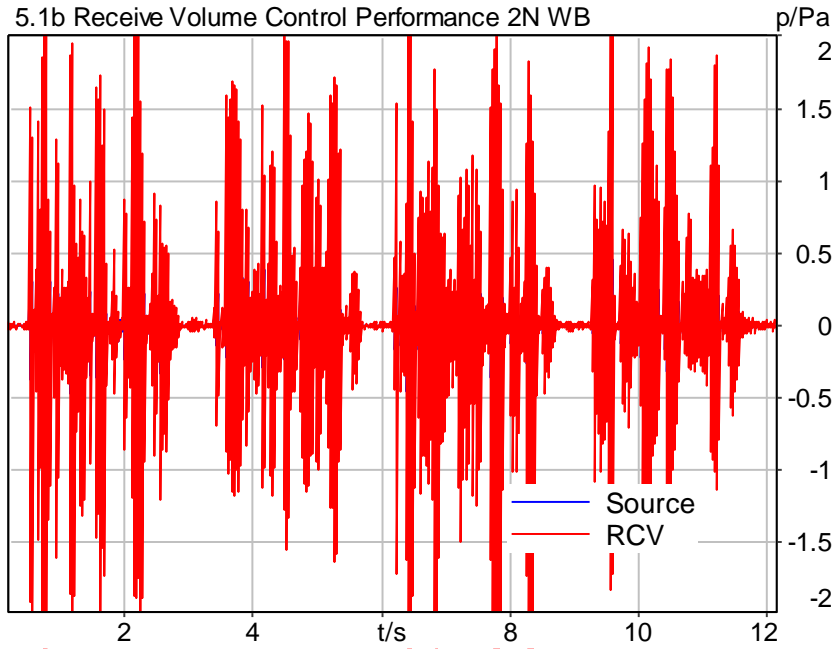
	<b>lower</b>
Run 1	88.00 dB20uPa





### 5.1b Receive Volume Control Performance 2N WB

TIA-5050 (2018-01) \ Measurements \ Wideband



Speech Level RCV: 89.21 dB[SPL], Act.: 22.38% Ok

**Ok**

10/13/2023 11:55 AM ACQUA 5.1.200

Unmodified HEAD acoustics Measurement Descriptor

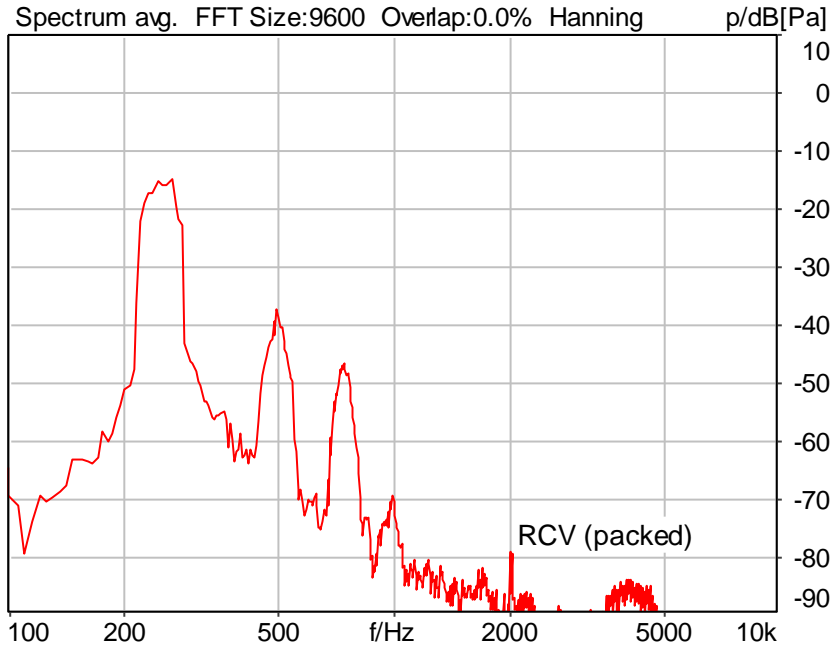
**Limits**

	<b>lower</b>
Run 1	76.00 dB20uPa



### 5.2 RCV Distortion and Noise - 250 Hz WB

TIA-5050 (2018-01) \ Measurements \ Wideband \ 5.2 Receive Distortion and Noise 8N change frequency range



Distortion (Noise) RCV (packed): 25.68 dB (5.20%) Ok

Ok

10/13/2023 11:56 AM ACQUA 5.1.200

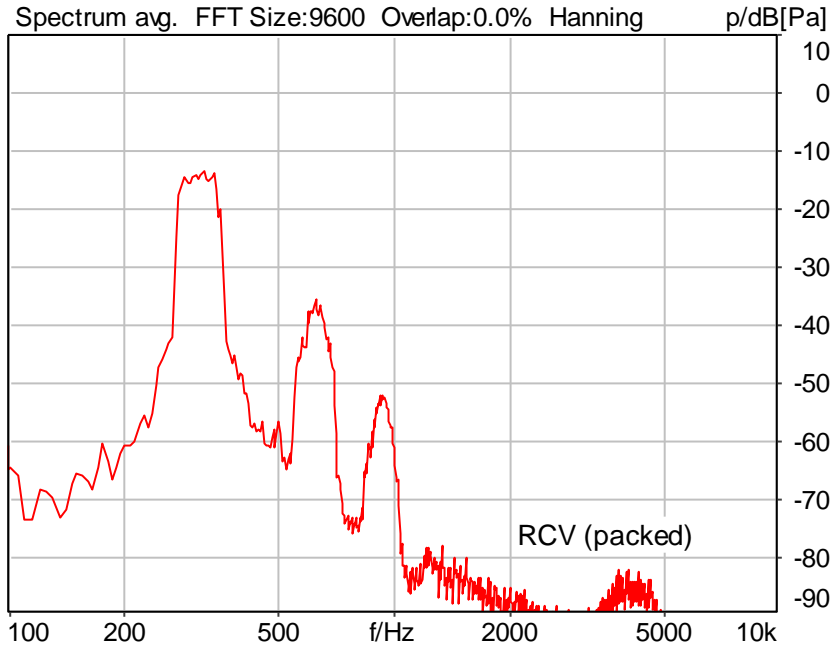
Limits

	lower
Run 1	20.00 dB



### 5.2 RCV Distortion and Noise - 315 Hz WB

TIA-5050 (2018-01) \ Measurements \ Wideband \ 5.2 Receive Distortion and Noise 8N change frequency range



Distortion (Noise) RCV (packed): 24.12 dB (6.22%) Ok

Ok

10/13/2023 11:56 AM ACQUA 5.1.200

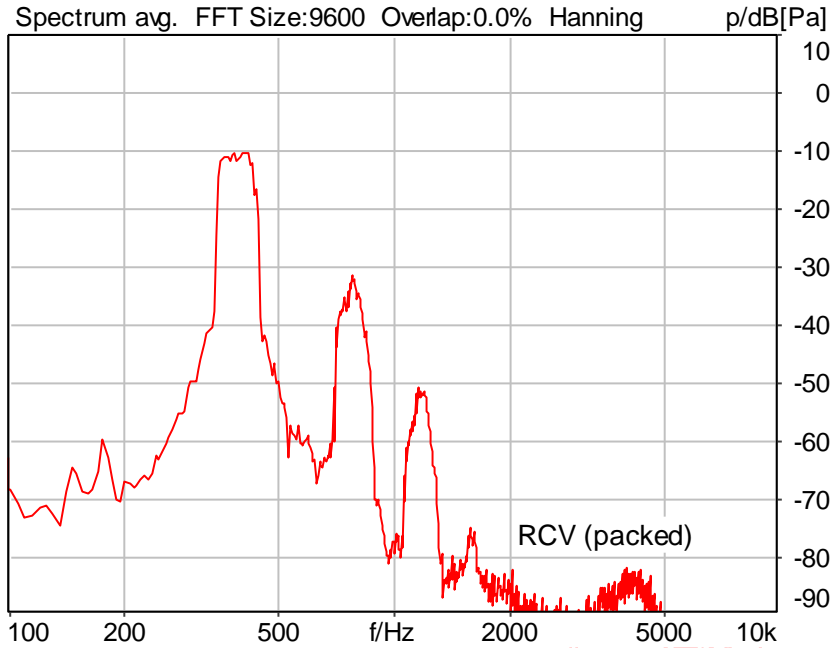
Limits

	lower
Run 1	20.00 dB



### 5.2 RCV Distortion and Noise - 400 Hz WB

TIA-5050 (2018-01) \ Measurements \ Wideband \ 5.2 Receive Distortion and Noise 8N change frequency range



Distortion (Noise) RCV (packed): 23.06 dB (7.03%) Ok

Ok

10/13/2023 11:56 AM ACQUA 5.1.200

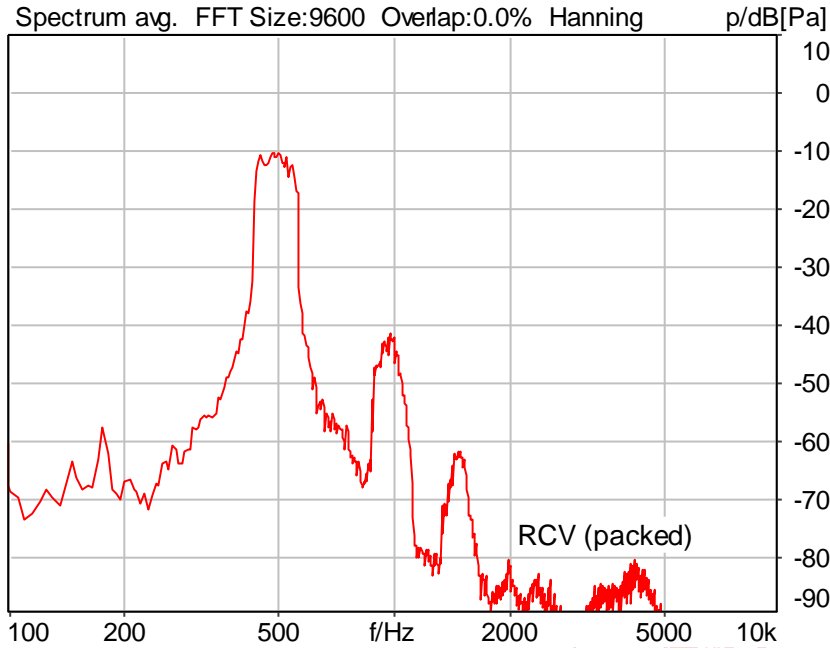
Limits

	lower
Run 1	20.00 dB



### 5.2 RCV Distortion and Noise - 500 Hz WB

TIA-5050 (2018-01) \ Measurements \ Wideband \ 5.2 Receive Distortion and Noise 8N change frequency range



Distortion (Noise) RCV (packed): 30.81 dB (2.88%) Ok

Ok

10/13/2023 11:57 AM ACQUA 5.1.200

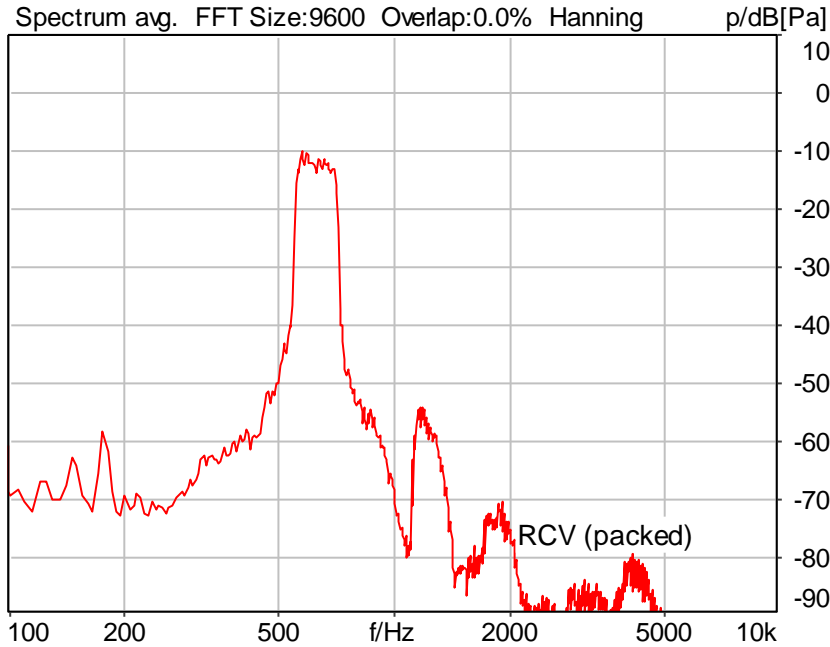
Limits

	lower
Run 1	20.00 dB



### 5.2 RCV Distortion and Noise - 630 Hz WB

TIA-5050 (2018-01) \ Measurements \ Wideband \ 5.2 Receive Distortion and Noise 8N change frequency range



Distortion (Noise) RCV (packed): 37.88 dB (1.28%) Ok

Ok

10/13/2023 11:57 AM ACQUA 5.1.200

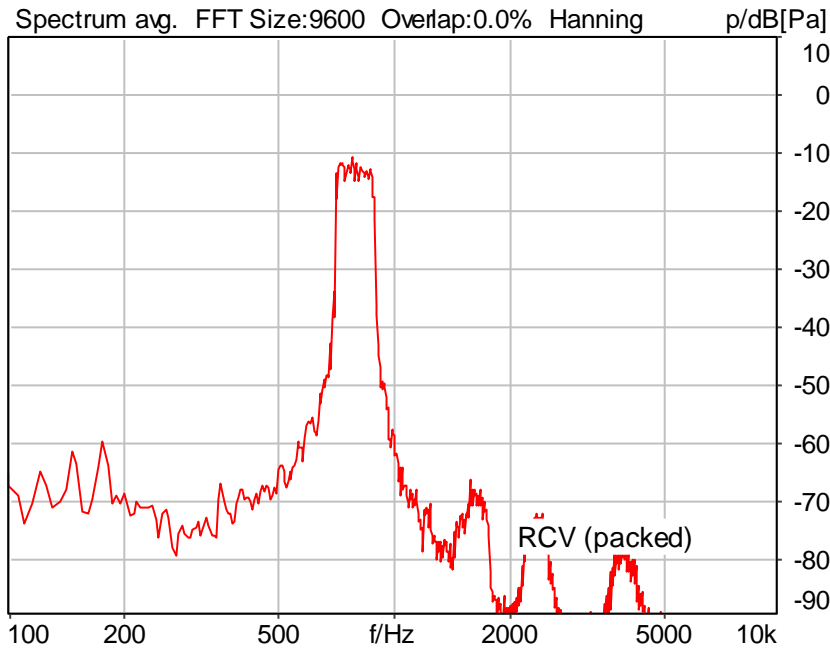
Limits

	lower
Run 1	20.00 dB



### 5.2 RCV Distortion and Noise - 800 Hz WB

TIA-5050 (2018-01) \ Measurements \ Wideband \ 5.2 Receive Distortion and Noise 8N change frequency range



Distortion (Noise) RCV (packed): 41.22 dB (0.87%) Ok

Ok

10/13/2023 11:58 AM ACQUA 5.1.200

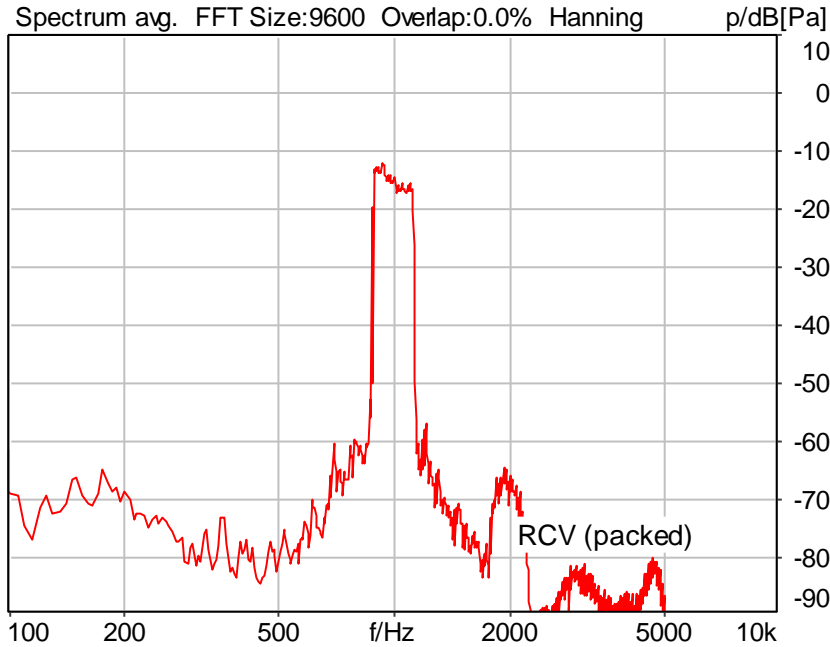
Limits

	lower
Run 1	20.00 dB



### 5.2 RCV Distortion and Noise - 1000 Hz WB

TIA-5050 (2018-01) \ Measurements \ Wideband \ 5.2 Receive Distortion and Noise 8N change frequency range



Distortion (Noise) RCV (packed): 45.03 dB (0.56%) Ok

Ok

10/13/2023 11:58 AM ACQUA 5.1.200

Limits

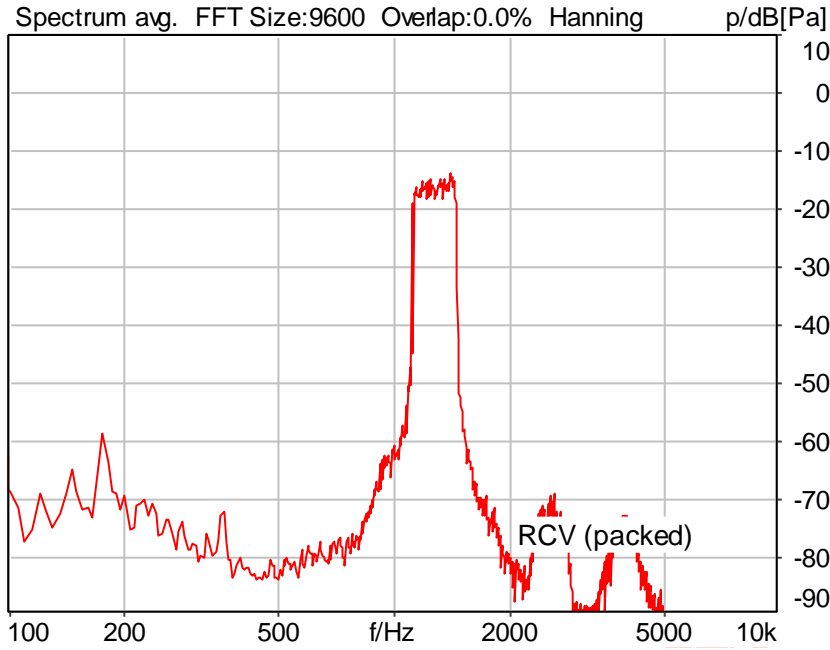
	lower
Run 1	20.00 dB





### 5.2 RCV Distortion and Noise - 1250 Hz WB

TIA-5050 (2018-01) \ Measurements \ Wideband \ 5.2 Receive Distortion and Noise 8N change frequency range



Distortion (Noise) RCV (packed): 33.03 dB (2.23%) Ok

Ok

10/13/2023 11:59 AM ACQUA 5.1.200

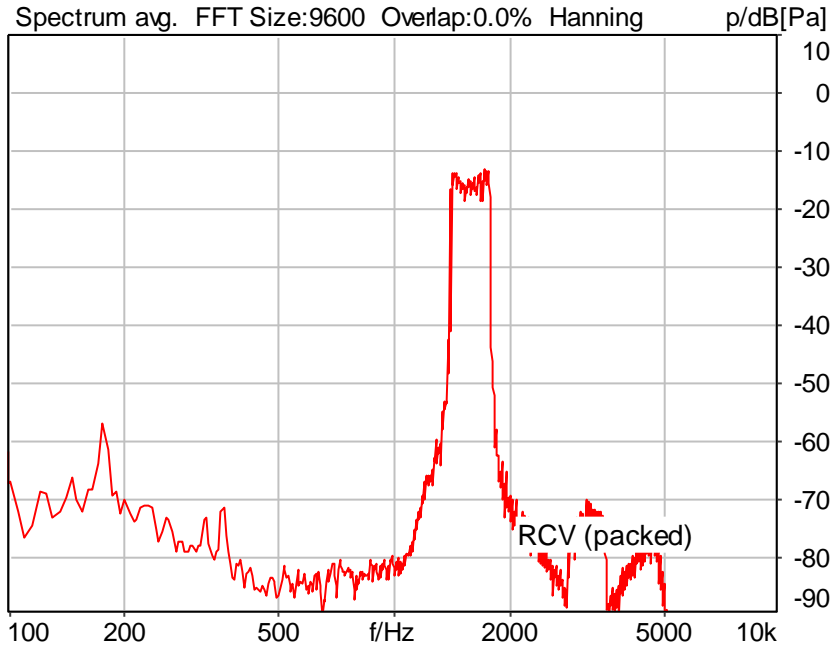
Limits

	lower
Run 1	20.00 dB



### 5.2 RCV Distortion and Noise - 1600 Hz WB

TIA-5050 (2018-01) \ Measurements \ Wideband \ 5.2 Receive Distortion and Noise 8N change frequency range



Distortion (Noise) RCV (packed): 44.40 dB (0.60%) Ok

Ok

10/13/2023 11:59 AM ACQUA 5.1.200

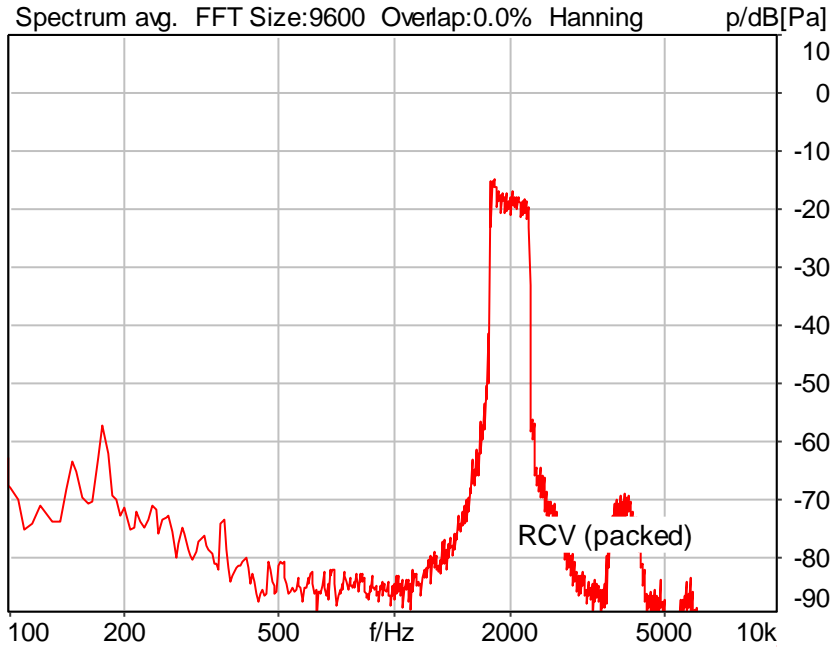
Limits

	lower
Run 1	20.00 dB



### 5.2 RCV Distortion and Noise - 2000 Hz WB

TIA-5050 (2018-01) \ Measurements \ Wideband \ 5.2 Receive Distortion and Noise 8N change frequency range



Distortion (Noise) RCV (packed): 41.67 dB (0.82%) Ok

Ok

10/13/2023 12:00 PM ACQUA 5.1.200

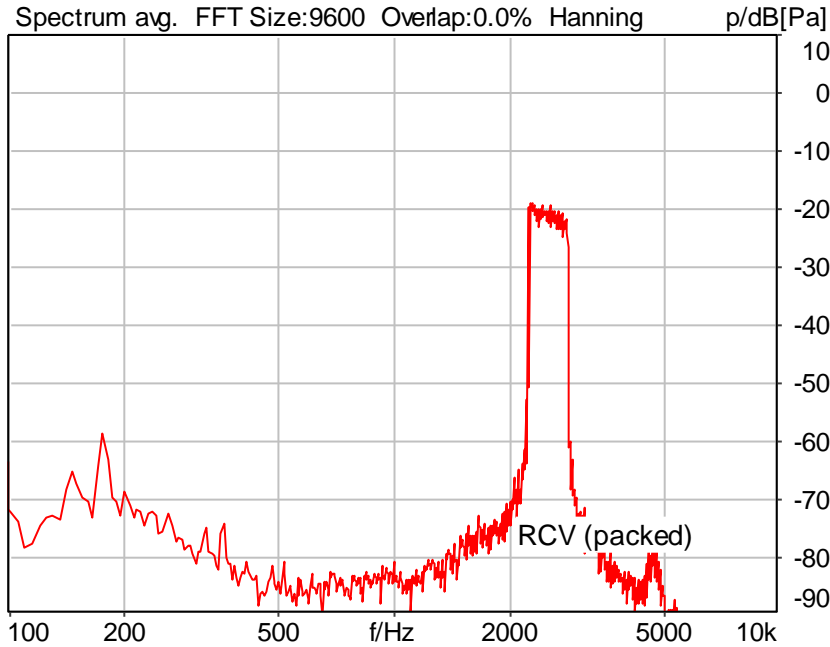
Limits

	lower
Run 1	20.00 dB



### 5.2 RCV Distortion and Noise - 2500 Hz WB

TIA-5050 (2018-01) \ Measurements \ Wideband \ 5.2 Receive Distortion and Noise 8N change frequency range



Distortion (Noise) RCV (packed): 45.07 dB (0.56%) Ok

Ok

10/13/2023 12:00 PM ACQUA 5.1.200

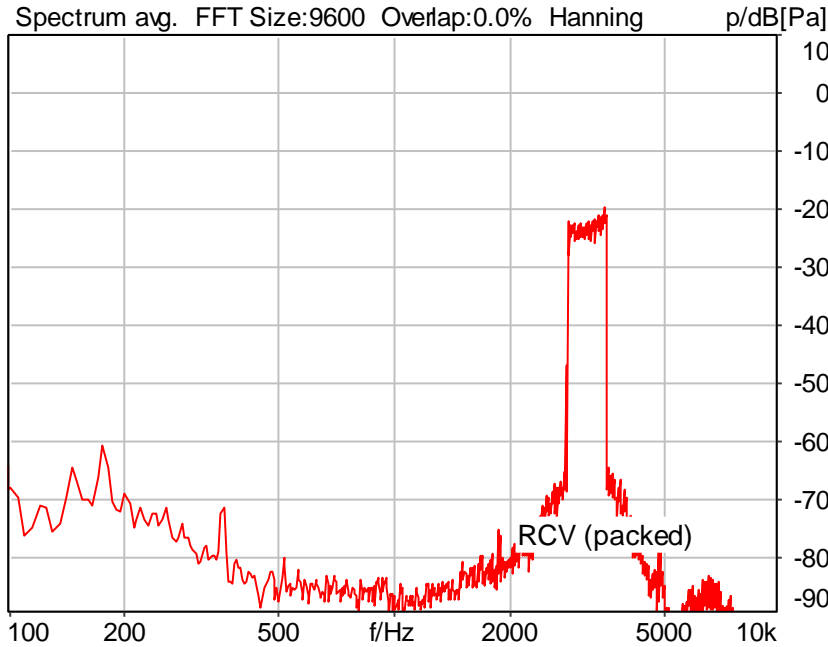
Limits

	lower
Run 1	20.00 dB



### 5.2 RCV Distortion and Noise - 3150 Hz WB

TIA-5050 (2018-01) \ Measurements \ Wideband \ 5.2 Receive Distortion and Noise 8N change frequency range



Distortion (Noise) RCV (packed): 43.70 dB (0.65%) Ok

Ok

10/13/2023 12:00 PM ACQUA 5.1.200

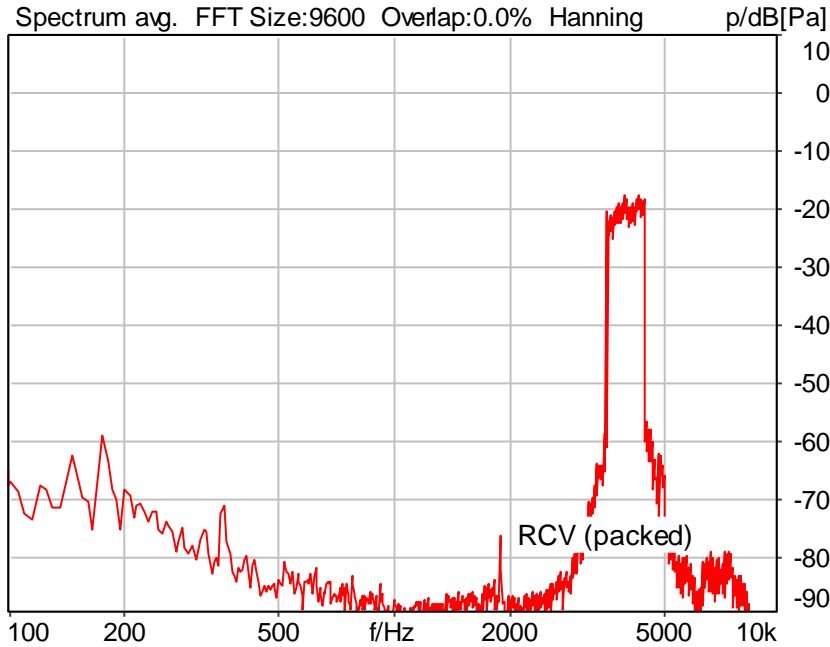
Limits

	lower
Run 1	20.00 dB



### 5.2 RCV Distortion and Noise - 4000 Hz WB

TIA-5050 (2018-01) \ Measurements \ Wideband \ 5.2 Receive Distortion and Noise 8N change frequency range



Distortion (Noise) RCV (packed): 43.10 dB (0.70%) Ok

Ok

10/13/2023 12:01 PM ACQUA 5.1.200

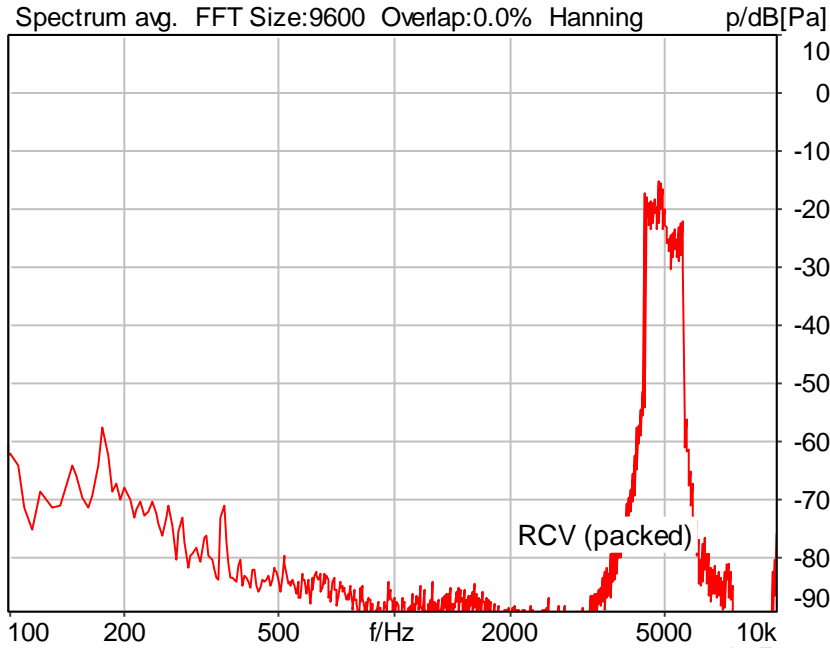
Limits

	lower
Run 1	20.00 dB



### 5.2 RCV Distortion and Noise - 5000 Hz WB

TIA-5050 (2018-01) \ Measurements \ Wideband \ 5.2 Receive Distortion and Noise 8N change frequency range



Distortion (Noise) RCV (packed): 40.29 dB (0.97%) Ok

Ok

10/13/2023 12:01 PM ACQUA 5.1.200

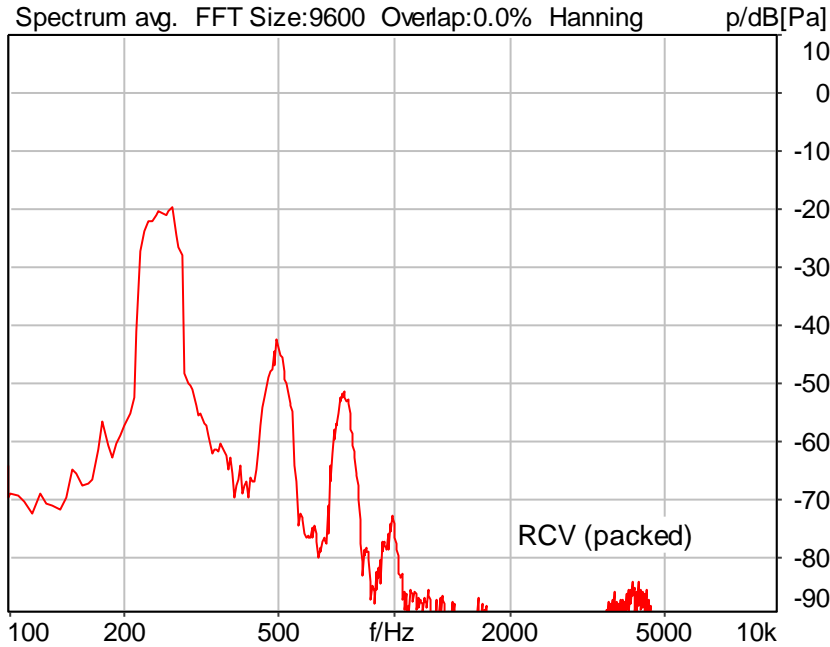
Limits

	lower
Run 1	20.00 dB



### 5.2 RCV Distortion and Noise - 250 Hz WB

TIA-5050 (2018-01) \ Measurements \ Wideband \ 5.2 Receive Distortion and Noise 2N change frequency range



Distortion (Noise) RCV (packed): 25.64 dB (5.22%) Ok

Ok

10/13/2023 12:02 PM ACQUA 5.1.200

Limits

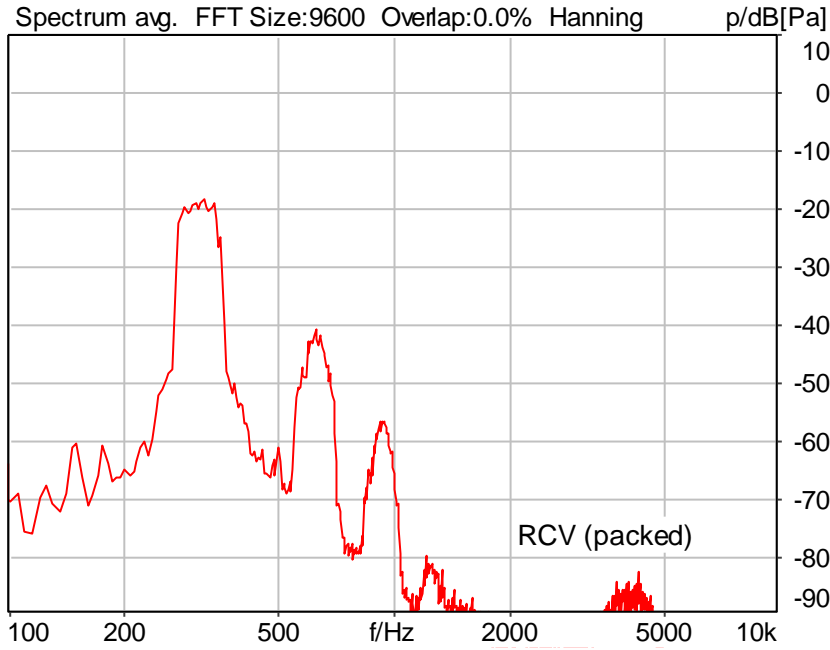
	lower
Run 1	20.00 dB





### 5.2 RCV Distortion and Noise - 315 Hz WB

TIA-5050 (2018-01) \ Measurements \ Wideband \ 5.2 Receive Distortion and Noise 2N change frequency range



Distortion (Noise) RCV (packed): 24.20 dB (6.17%) Ok

Ok

10/13/2023 12:03 PM ACQUA 5.1.200

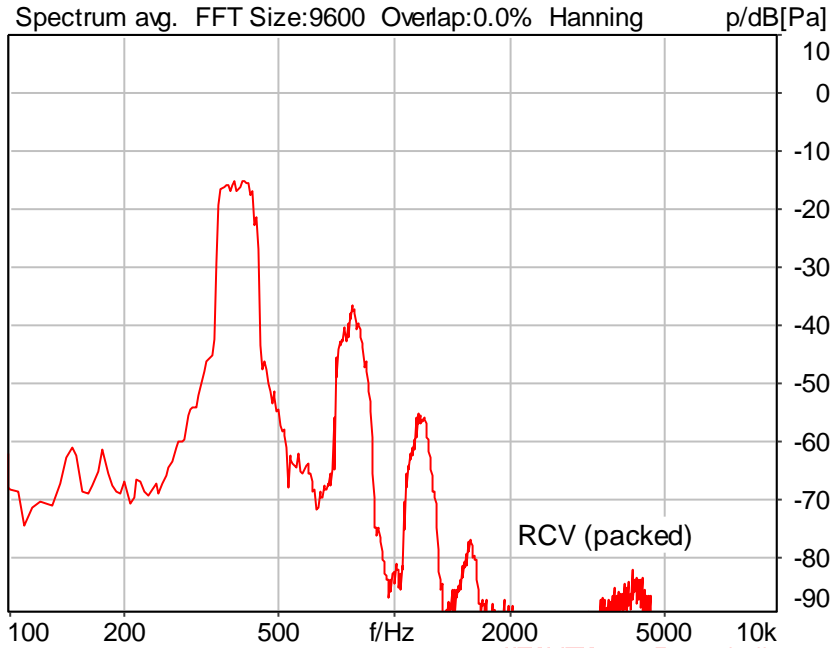
Limits

	lower
Run 1	20.00 dB



### 5.2 RCV Distortion and Noise - 400 Hz WB

TIA-5050 (2018-01) \ Measurements \ Wideband \ 5.2 Receive Distortion and Noise 2N change frequency range



Distortion (Noise) RCV (packed): 23.22 dB (6.90%) Ok

Ok

10/13/2023 12:03 PM ACQUA 5.1.200

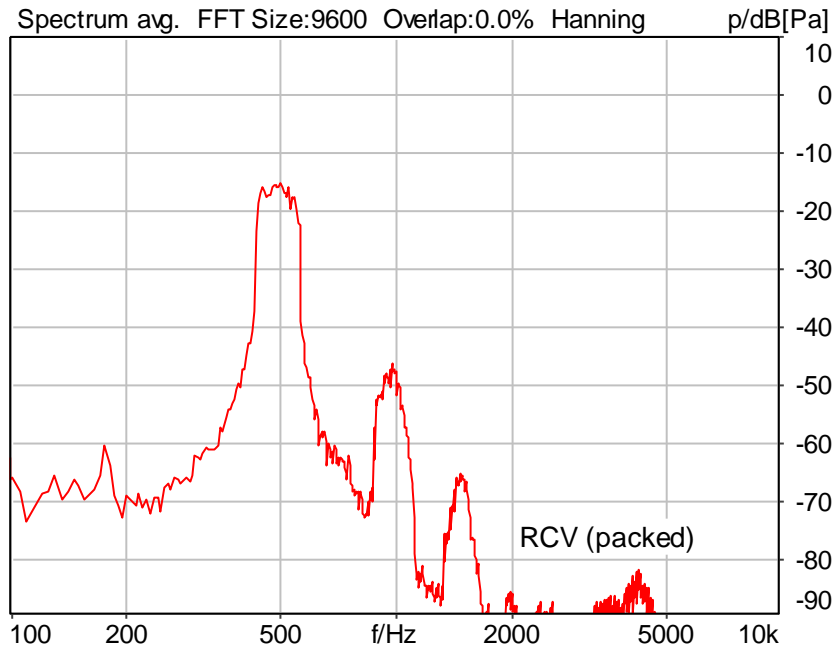
Limits

	lower
Run 1	20.00 dB



### 5.2 RCV Distortion and Noise - 500 Hz WB

TIA-5050 (2018-01) \ Measurements \ Wideband \ 5.2 Receive Distortion and Noise 2N change frequency range



Distortion (Noise) RCV (packed): 30.94 dB (2.84%) Ok

Ok

10/13/2023 12:04 PM ACQUA 5.1.200

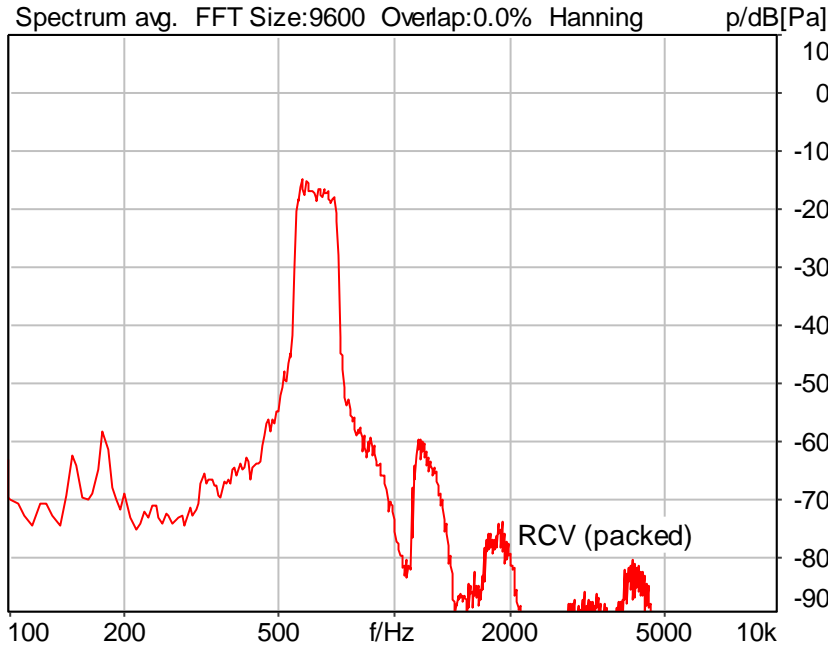
Limits

	lower
Run 1	20.00 dB



### 5.2 RCV Distortion and Noise - 630 Hz WB

TIA-5050 (2018-01) \ Measurements \ Wideband \ 5.2 Receive Distortion and Noise 2N change frequency range



Distortion (Noise) RCV (packed): 37.95 dB (1.27%) Ok

Ok

10/13/2023 12:04 PM ACQUA 5.1.200

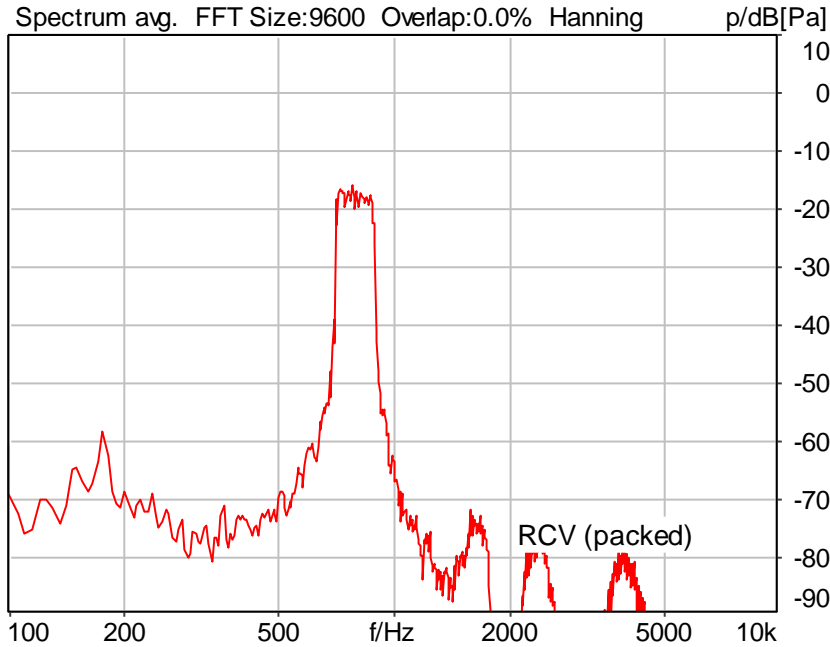
Limits

	lower
Run 1	20.00 dB



### 5.2 RCV Distortion and Noise - 800 Hz WB

TIA-5050 (2018-01) \ Measurements \ Wideband \ 5.2 Receive Distortion and Noise 2N change frequency range



Distortion (Noise) RCV (packed): 41.10 dB (0.88%) Ok

Ok

10/13/2023 12:04 PM ACQUA 5.1.200

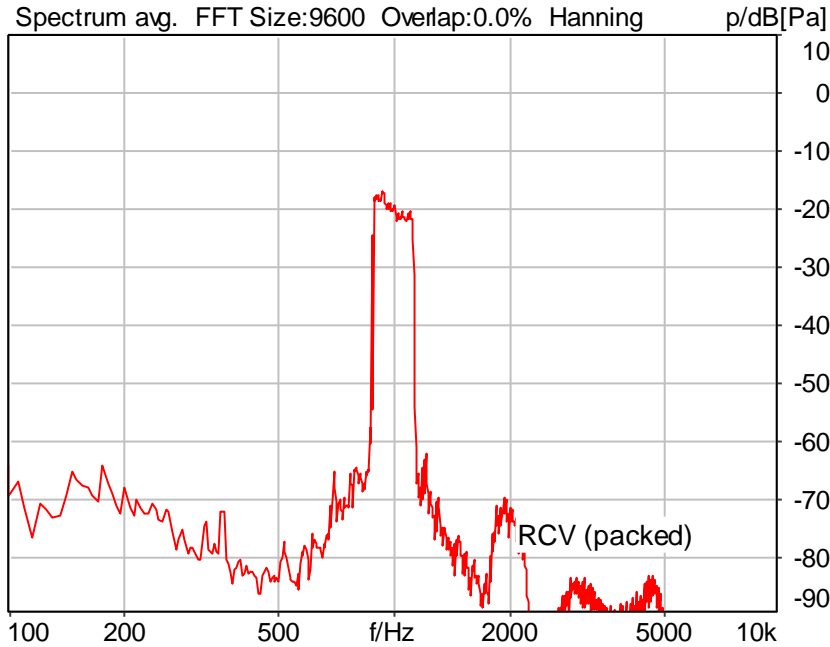
Limits

	lower
Run 1	20.00 dB



### 5.2 RCV Distortion and Noise - 1000 Hz WB

TIA-5050 (2018-01) \ Measurements \ Wideband \ 5.2 Receive Distortion and Noise 2N change frequency range



Distortion (Noise) RCV (packed): 45.02 dB (0.56%) Ok

Ok

10/13/2023 12:05 PM ACQUA 5.1.200

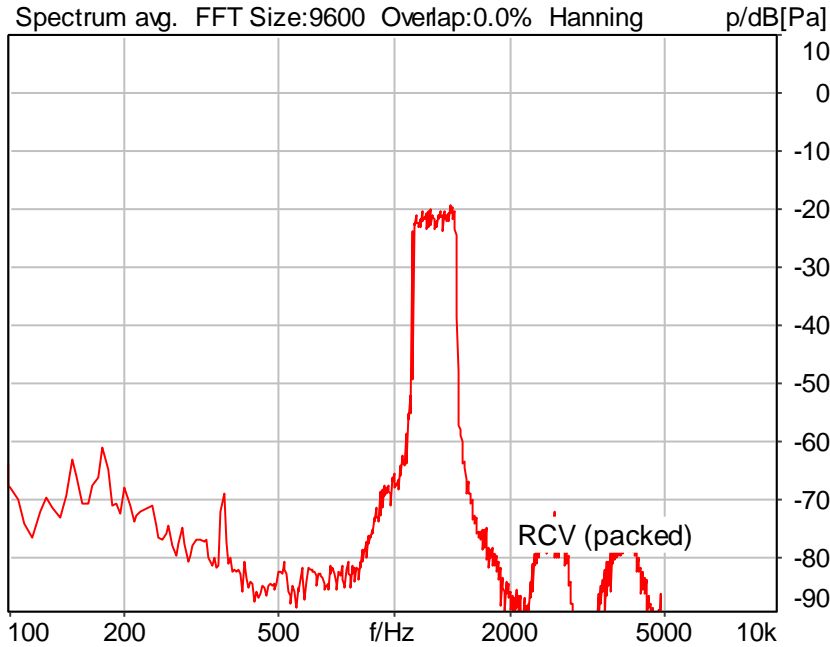
Limits

	lower
Run 1	20.00 dB



### 5.2 RCV Distortion and Noise - 1250 Hz WB

TIA-5050 (2018-01) \ Measurements \ Wideband \ 5.2 Receive Distortion and Noise 2N change frequency range



Distortion (Noise) RCV (packed): 33.20 dB (2.19%) Ok

Ok

10/13/2023 12:05 PM ACQUA 5.1.200

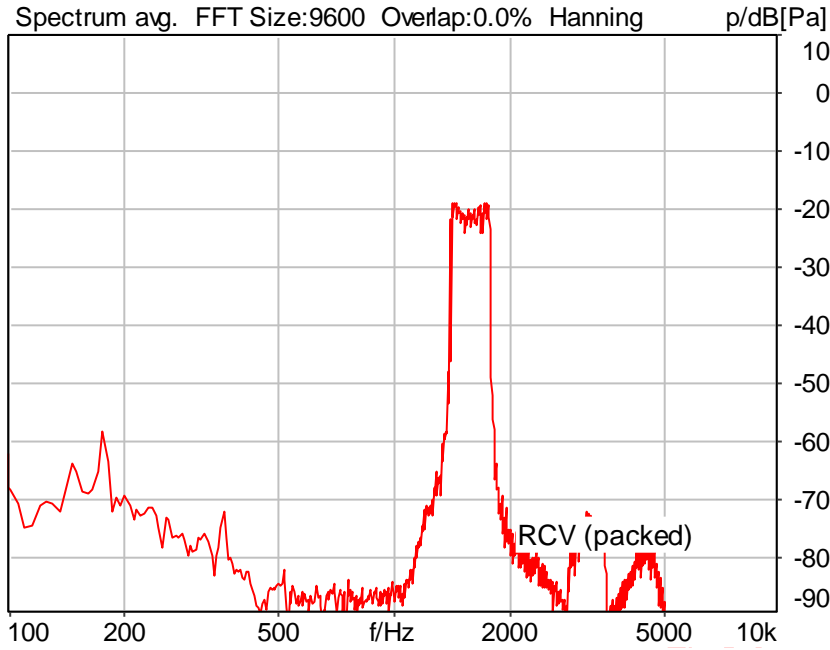
Limits

	lower
Run 1	20.00 dB



### 5.2 RCV Distortion and Noise - 1600 Hz WB

TIA-5050 (2018-01) \ Measurements \ Wideband \ 5.2 Receive Distortion and Noise 2N change frequency range



Distortion (Noise) RCV (packed): 43.67 dB (0.66%) Ok

Ok

10/13/2023 12:06 PM ACQUA 5.1.200

Limits

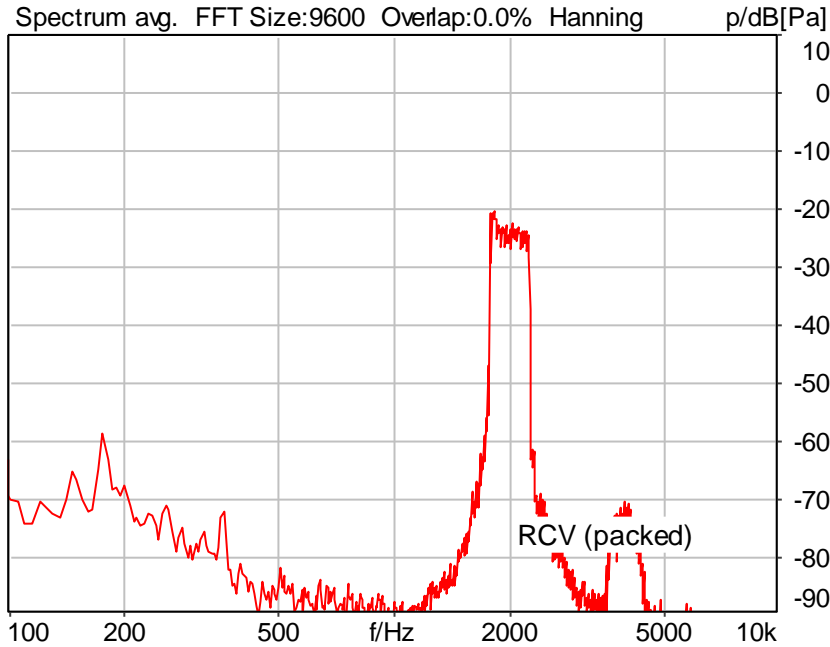
	lower
Run 1	20.00 dB





### 5.2 RCV Distortion and Noise - 2000 Hz WB

TIA-5050 (2018-01) \ Measurements \ Wideband \ 5.2 Receive Distortion and Noise 2N change frequency range



Distortion (Noise) RCV (packed): 40.67 dB (0.93%) Ok

Ok

10/13/2023 12:06 PM ACQUA 5.1.200

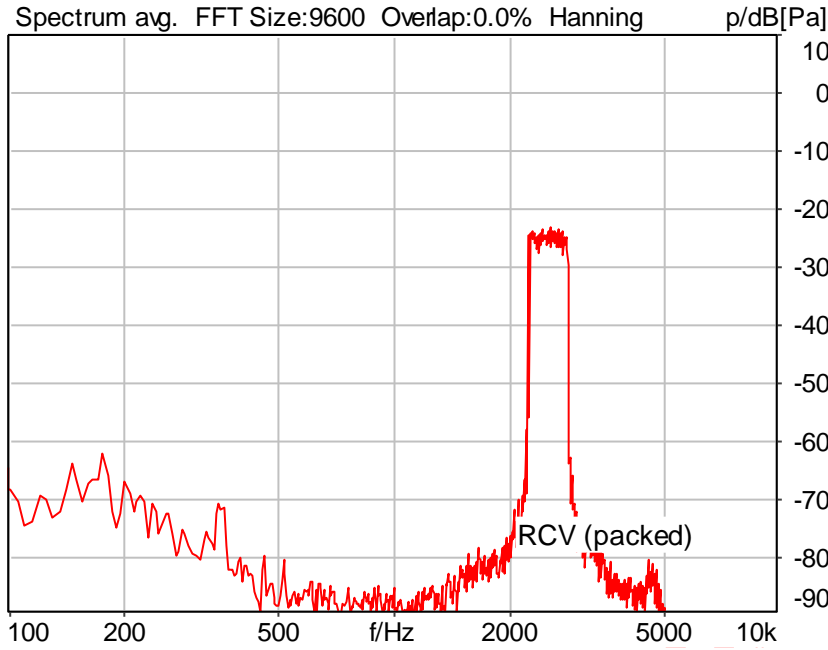
Limits

	lower
Run 1	20.00 dB



### 5.2 RCV Distortion and Noise - 2500 Hz WB

TIA-5050 (2018-01) \ Measurements \ Wideband \ 5.2 Receive Distortion and Noise 2N change frequency range



Distortion (Noise) RCV (packed): 44.87 dB (0.57%) Ok

Ok

10/13/2023 12:07 PM ACQUA 5.1.200

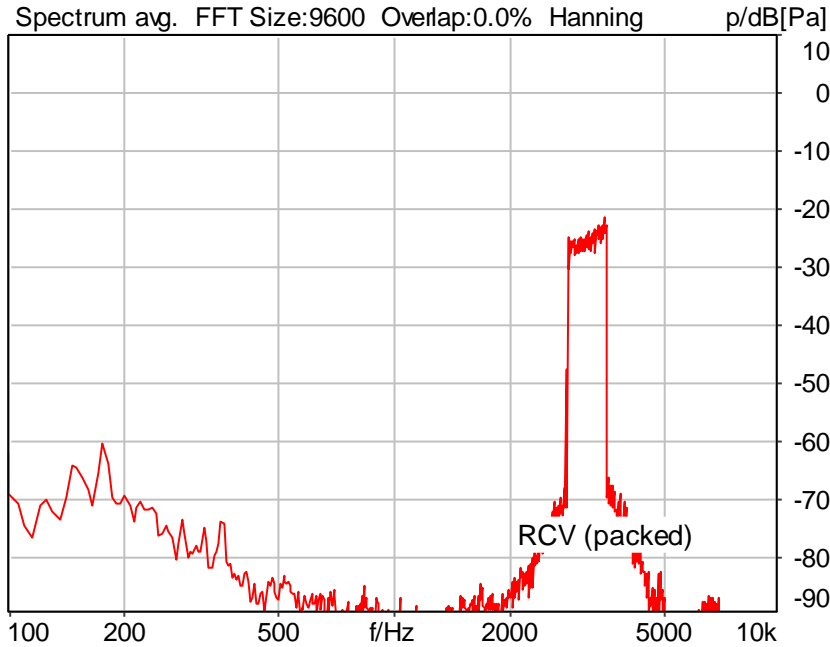
Limits

	lower
Run 1	20.00 dB



### 5.2 RCV Distortion and Noise - 3150 Hz WB

TIA-5050 (2018-01) \ Measurements \ Wideband \ 5.2 Receive Distortion and Noise 2N change frequency range



Distortion (Noise) RCV (packed): 44.28 dB (0.61%) Ok

Ok

10/13/2023 12:07 PM ACQUA 5.1.200

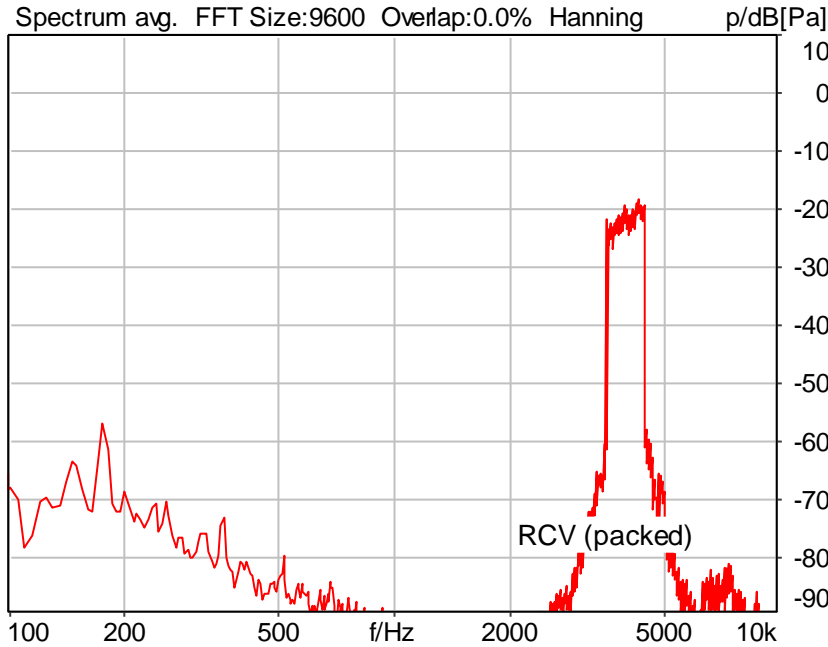
Limits

	lower
Run 1	20.00 dB



### 5.2 RCV Distortion and Noise - 4000 Hz WB

TIA-5050 (2018-01) \ Measurements \ Wideband \ 5.2 Receive Distortion and Noise 2N change frequency range



Distortion (Noise) RCV (packed): 44.11 dB (0.62%) Ok

Ok

10/13/2023 12:07 PM ACQUA 5.1.200

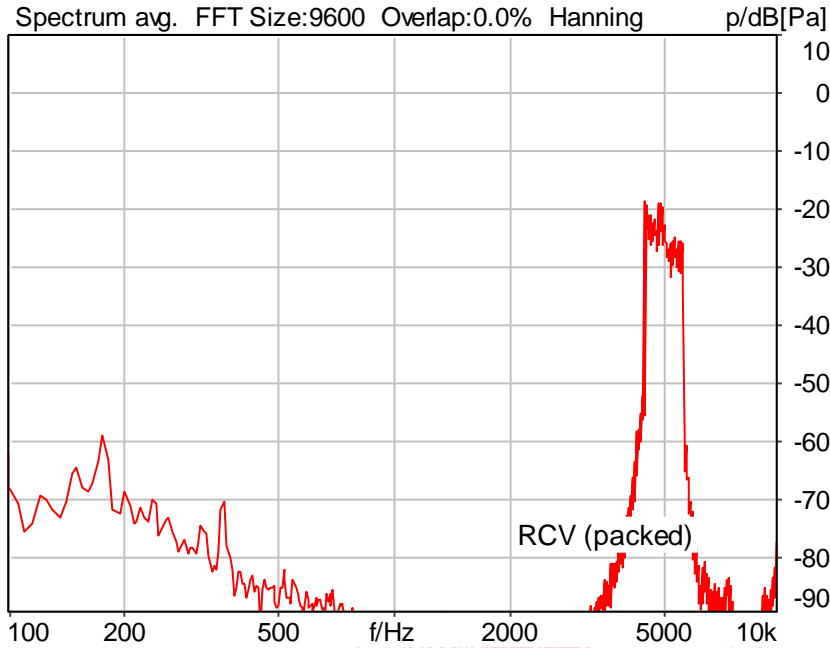
Limits

	lower
Run 1	20.00 dB



### 5.2 RCV Distortion and Noise - 5000 Hz WB

TIA-5050 (2018-01) \ Measurements \ Wideband \ 5.2 Receive Distortion and Noise 2N change frequency range



Distortion (Noise) RCV (packed): 39.20 dB (1.10%) Ok

Ok

10/13/2023 12:08 PM ACQUA 5.1.200

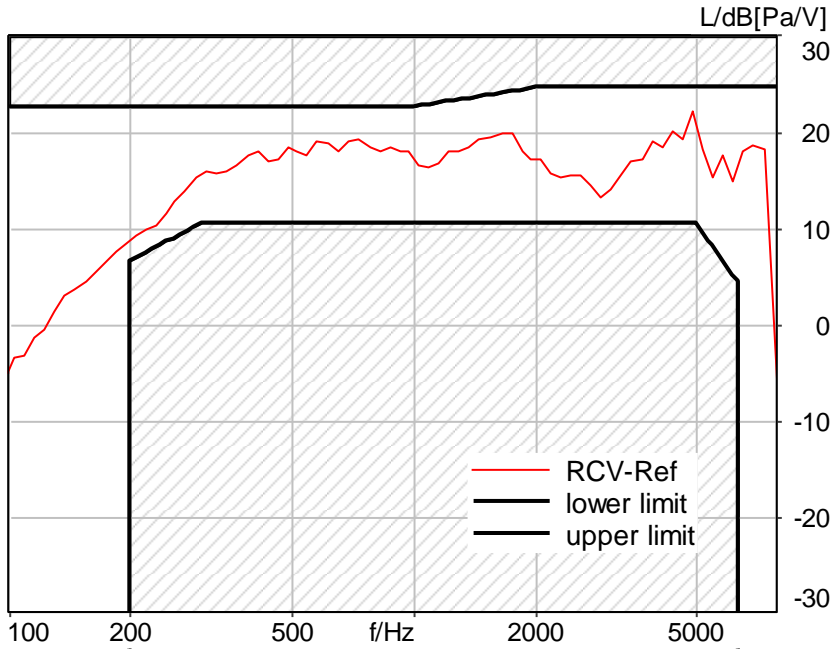
Limits

	lower
Run 1	20.00 dB



### 5.3 Frequency Response 8N FF

TIA-5050 (2018-01) \ Measurements \ Wideband



Absolute minimal distance  
2.43 dB at 4870.0 Hz Ok

**Ok**

10/13/2023 12:08 PM ACQUA 5.1.200  
Unmodified HEAD acoustics Measurement Descriptor

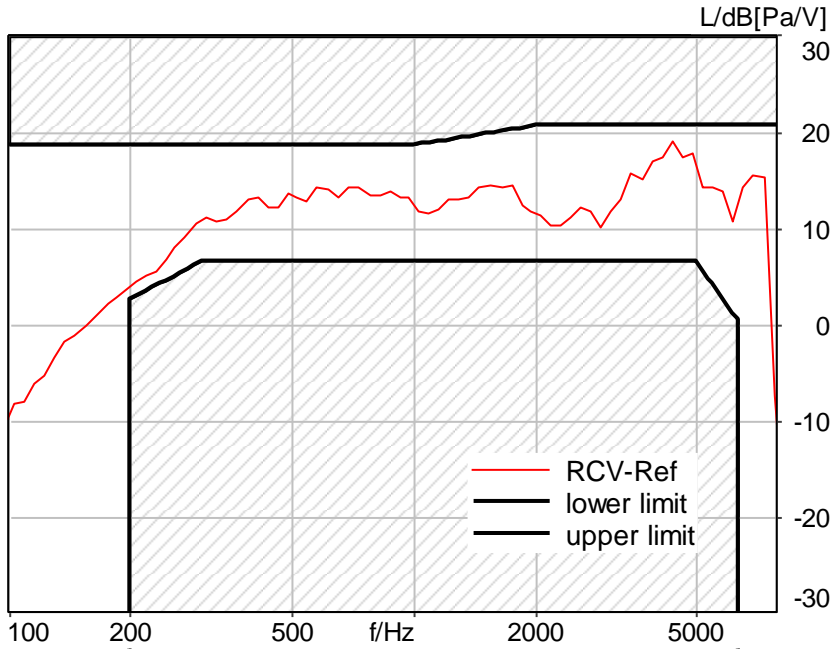
**Limits**

	<b>lower</b>
Run 1	Fit into tolerance



### 5.3 Frequency Response 2N FF

TIA-5050 (2018-01) \ Measurements \ Wideband



Absolute minimal distance  
1.60 dB at 4369.4 Hz Ok

Ok

10/13/2023 12:09 PM ACQUA 5.1.200

**Limits**

	<b>lower</b>
Run 1	Fit into tolerance



#13 NR n5 EVS WB 24.4Kbps

SMD	Status	Single Value Description	Single Value
Overall Receive Delay WB	Done	Delay (Cross) [ms]	183.9
5.1a Receive Volume Control Performance 8N WB	Ok	Speech Level [dB[SPL]]	89.91
5.1b Receive Volume Control Performance 2N WB	Ok	Speech Level [dB[SPL]]	88.74
5.2 RCV Distortion and Noise - 250 Hz WB	Ok	Distortion (Noise) [dB], 0.0 dB	25.71
5.2 RCV Distortion and Noise - 315 Hz WB	Ok	Distortion (Noise) [dB], 0.0 dB	24.11
5.2 RCV Distortion and Noise - 400 Hz WB	Ok	Distortion (Noise) [dB], 0.0 dB	23.05
5.2 RCV Distortion and Noise - 500 Hz WB	Ok	Distortion (Noise) [dB], 0.0 dB	30.80
5.2 RCV Distortion and Noise - 630 Hz WB	Ok	Distortion (Noise) [dB], 0.0 dB	37.89
5.2 RCV Distortion and Noise - 800 Hz WB	Ok	Distortion (Noise) [dB], 0.0 dB	41.21
5.2 RCV Distortion and Noise - 1000 Hz WB	Ok	Distortion (Noise) [dB], 0.0 dB	45.08
5.2 RCV Distortion and Noise - 1250 Hz WB	Ok	Distortion (Noise) [dB], 0.0 dB	32.88
5.2 RCV Distortion and Noise - 1600 Hz WB	Ok	Distortion (Noise) [dB], 0.0 dB	44.42
5.2 RCV Distortion and Noise - 2000 Hz WB	Ok	Distortion (Noise) [dB], 0.0 dB	41.66
5.2 RCV Distortion and Noise - 2500 Hz WB	Ok	Distortion (Noise) [dB], 0.0 dB	45.00
5.2 RCV Distortion and Noise - 3150 Hz WB	Ok	Distortion (Noise) [dB], 0.0 dB	43.71
5.2 RCV Distortion and Noise - 4000 Hz WB	Ok	Distortion (Noise) [dB], 0.0 dB	43.13
5.2 RCV Distortion and Noise - 5000 Hz WB	Ok	Distortion (Noise) [dB], 0.0 dB	40.24
5.2 RCV Distortion and Noise - 250 Hz WB	Ok	Distortion (Noise) [dB], 0.0 dB	25.63
5.2 RCV Distortion and Noise - 315 Hz WB	Ok	Distortion (Noise) [dB], 0.0 dB	24.23
5.2 RCV Distortion and Noise - 400 Hz WB	Ok	Distortion (Noise) [dB], 0.0 dB	23.24
5.2 RCV Distortion and Noise - 500 Hz WB	Ok	Distortion (Noise) [dB], 0.0 dB	30.95
5.2 RCV Distortion and Noise - 630 Hz WB	Ok	Distortion (Noise) [dB], 0.0 dB	37.95
5.2 RCV Distortion and Noise - 800 Hz WB	Ok	Distortion (Noise) [dB], 0.0 dB	41.08
5.2 RCV Distortion and Noise - 1000 Hz WB	Ok	Distortion (Noise) [dB], 0.0 dB	45.08
5.2 RCV Distortion and Noise - 1250 Hz WB	Ok	Distortion (Noise) [dB], 0.0 dB	33.07
5.2 RCV Distortion and Noise - 1600 Hz WB	Ok	Distortion (Noise) [dB], 0.0 dB	43.65
5.2 RCV Distortion and Noise - 2000 Hz WB	Ok	Distortion (Noise) [dB], 0.0 dB	40.63
5.2 RCV Distortion and Noise - 2500 Hz WB	Ok	Distortion (Noise) [dB], 0.0 dB	44.88
5.2 RCV Distortion and Noise - 3150 Hz WB	Ok	Distortion (Noise) [dB], 0.0 dB	44.30
5.2 RCV Distortion and Noise - 4000 Hz WB	Ok	Distortion (Noise) [dB], 0.0 dB	44.17
5.2 RCV Distortion and Noise - 5000 Hz WB	Ok	Distortion (Noise) [dB], 0.0 dB	39.14
5.3 Frequency Response 8N FF	Ok	Min. dist. to tolerance scheme [dB], 4870.0 Hz	2.78
5.3 Frequency Response 2N FF	Ok	Min. dist. to tolerance scheme [dB], 4369.4 Hz	1.76

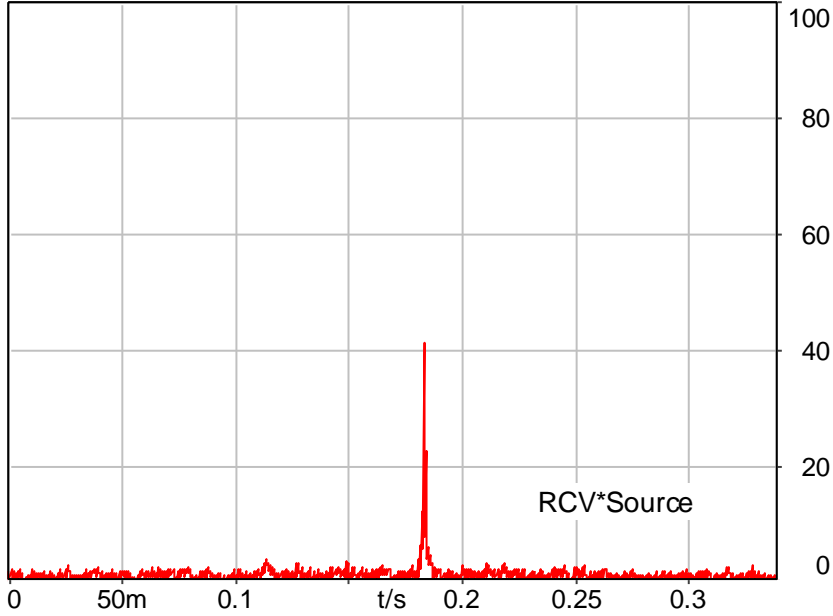




### Overall Receive Delay WB

TIA-5050 (2018-01) \ Measurements \ Wideband \ Preparation - Delay measurement

Cross correlation avg. FFT Size:131072 Overlap:0.0% Envelope %



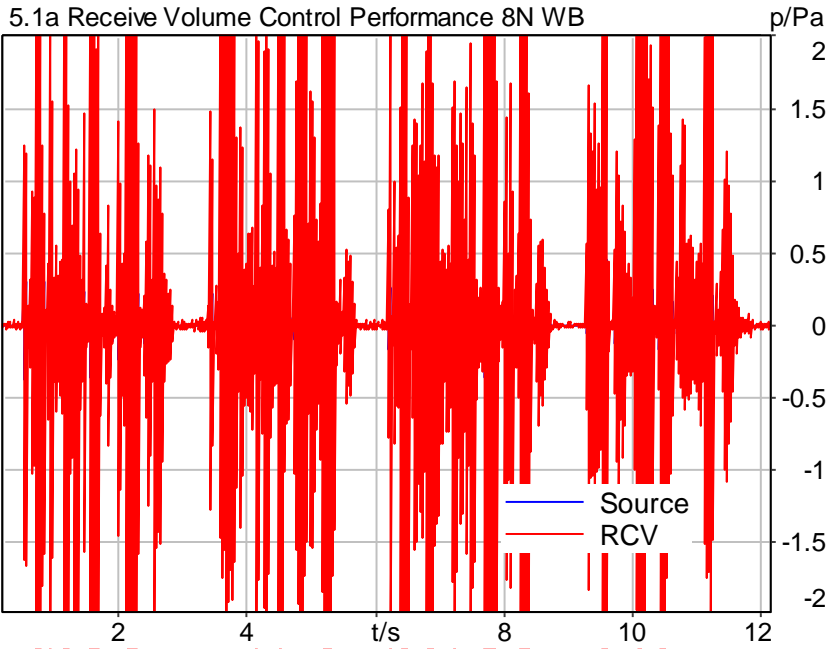
Delay (Cross): 183.9 ms

10/13/2023 1:02 PM ACQUA 5.1.200  
Unmodified HEAD acoustics Measurement Descriptor



### 5.1a Receive Volume Control Performance 8N WB

TIA-5050 (2018-01) \ Measurements \ Wideband



Speech Level RCV: 89.91 dB[SPL], Act.: 55.10% Ok

**Ok**

10/13/2023 1:02 PM ACQUA 5.1.200

Unmodified HEAD acoustics Measurement Descriptor

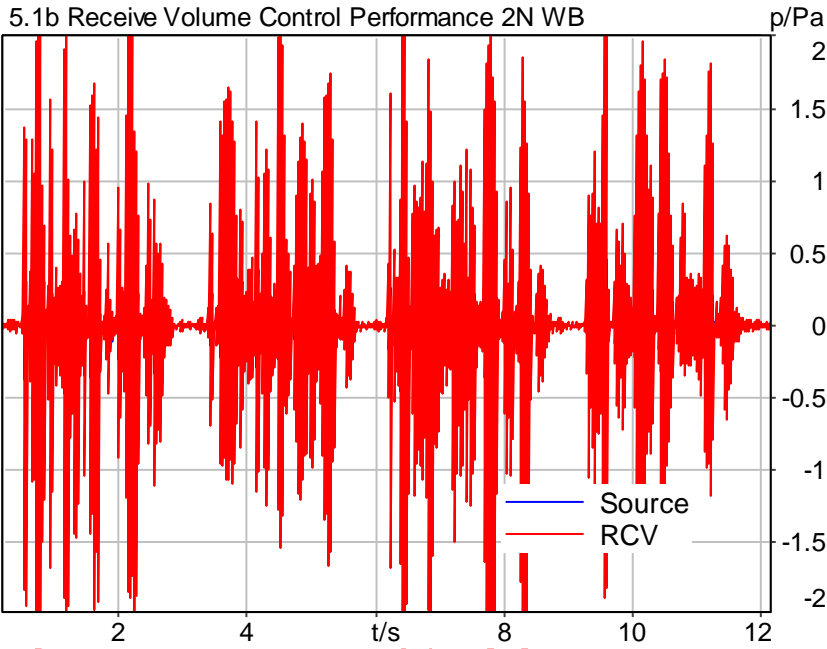
**Limits**

	<b>lower</b>
Run 1	88.00 dB20uPa



### 5.1b Receive Volume Control Performance 2N WB

TIA-5050 (2018-01) \ Measurements \ Wideband



Speech Level RCV: 88.74 dB[SPL], Act.: 25.53% Ok

**Ok**

10/13/2023 1:04 PM ACQUA 5.1.200

Unmodified HEAD acoustics Measurement Descriptor

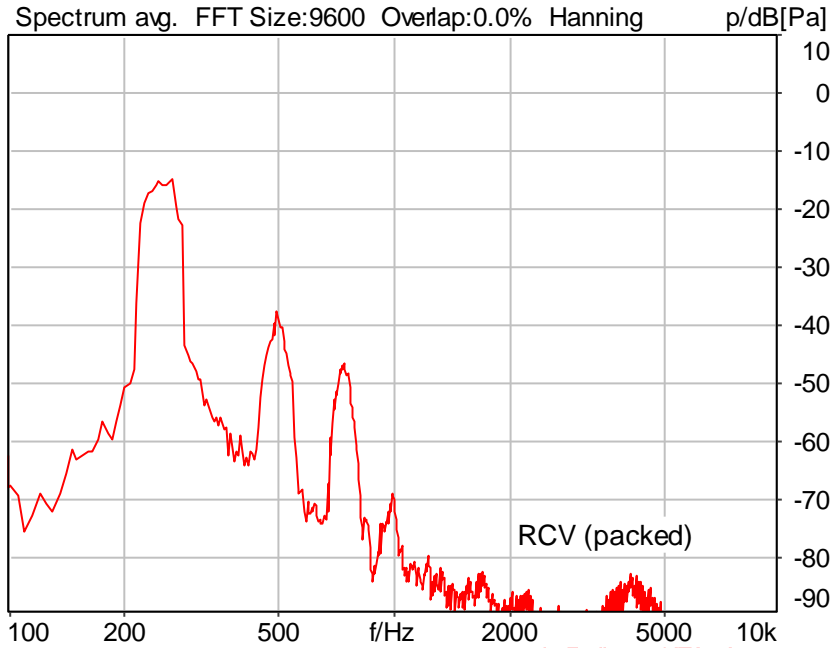
**Limits**

	<b>lower</b>
Run 1	76.00 dB20uPa



### 5.2 RCV Distortion and Noise - 250 Hz WB

TIA-5050 (2018-01) \ Measurements \ Wideband \ 5.2 Receive Distortion and Noise 8N change frequency range



Distortion (Noise) RCV (packed): 25.71 dB (5.18%) Ok

Ok

10/13/2023 12:19 PM ACQUA 5.1.200

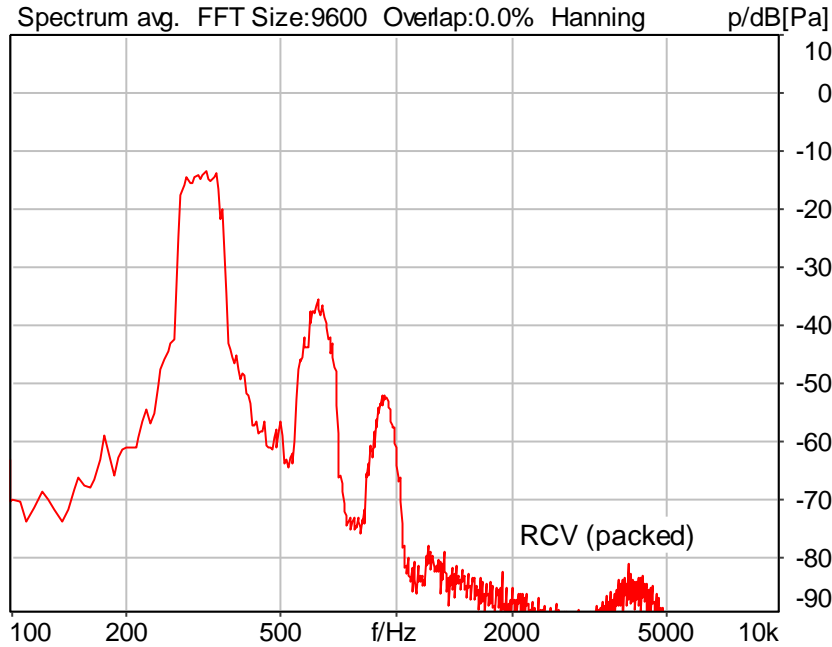
Limits

	lower
Run 1	20.00 dB



### 5.2 RCV Distortion and Noise - 315 Hz WB

TIA-5050 (2018-01) \ Measurements \ Wideband \ 5.2 Receive Distortion and Noise 8N change frequency range



Distortion (Noise) RCV (packed): 24.11 dB (6.23%) Ok

Ok

10/13/2023 12:19 PM ACQUA 5.1.200

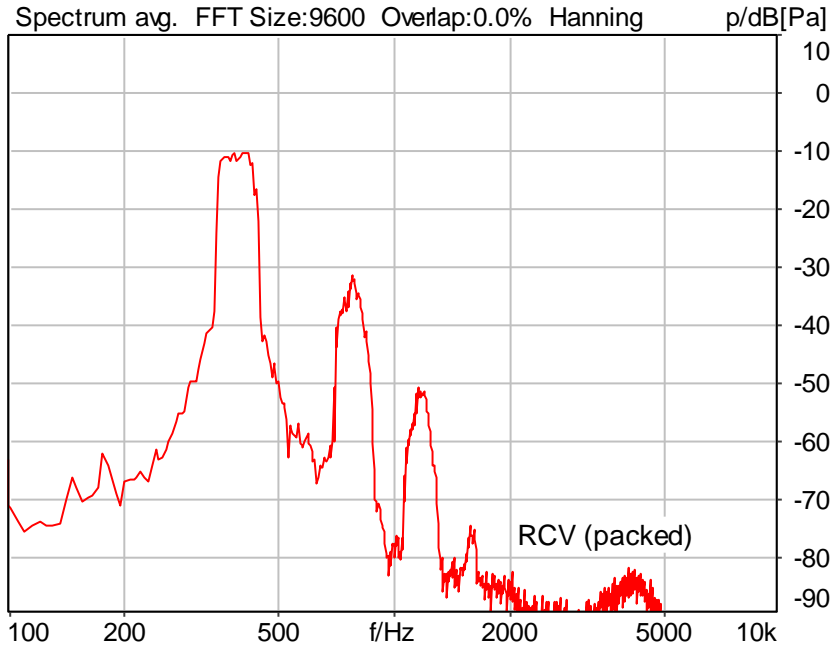
Limits

	lower
Run 1	20.00 dB



### 5.2 RCV Distortion and Noise - 400 Hz WB

TIA-5050 (2018-01) \ Measurements \ Wideband \ 5.2 Receive Distortion and Noise 8N change frequency range



Distortion (Noise) RCV (packed): 23.05 dB (7.04%) Ok

Ok

10/13/2023 12:20 PM ACQUA 5.1.200

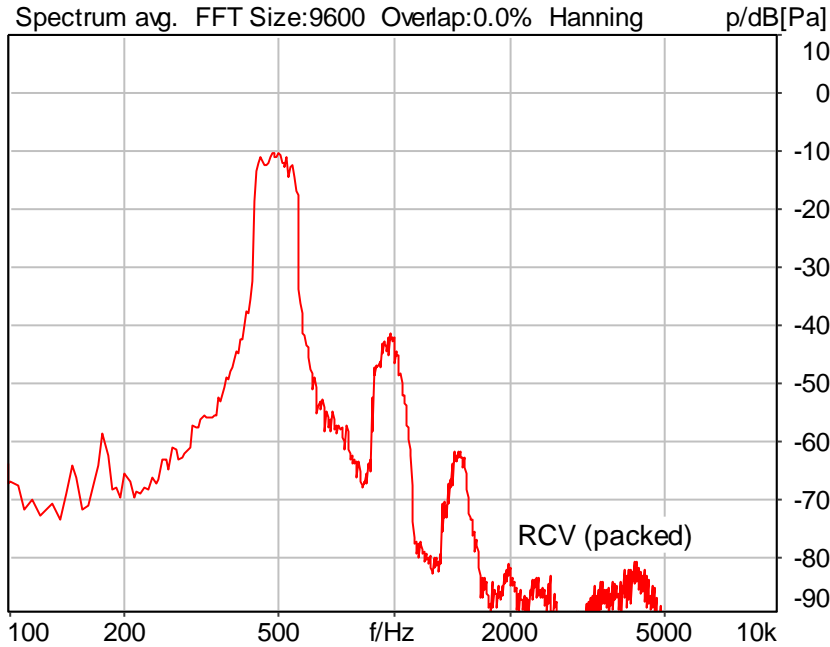
Limits

	lower
Run 1	20.00 dB



### 5.2 RCV Distortion and Noise - 500 Hz WB

TIA-5050 (2018-01) \ Measurements \ Wideband \ 5.2 Receive Distortion and Noise 8N change frequency range



Distortion (Noise) RCV (packed): 30.80 dB (2.88%) Ok

Ok

10/13/2023 12:20 PM ACQUA 5.1.200

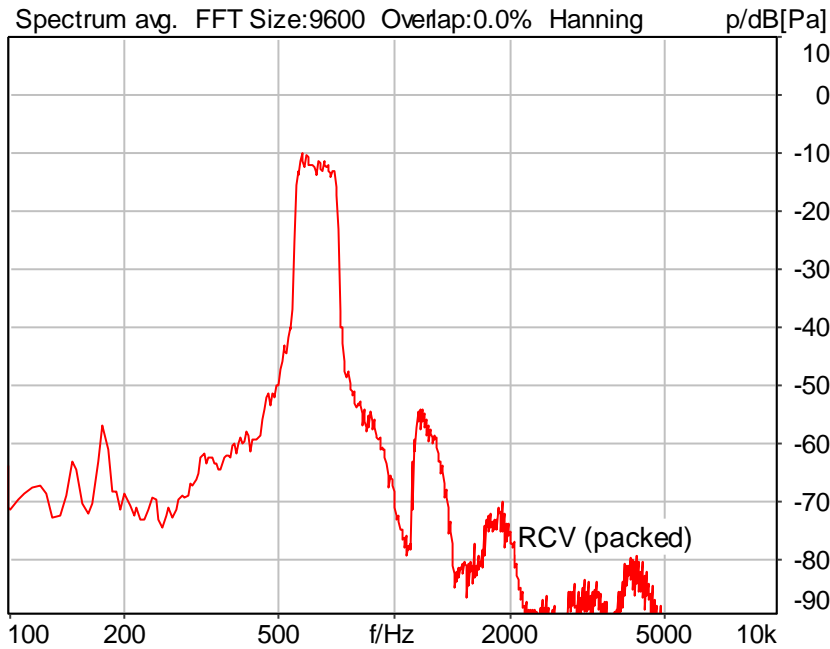
Limits

	lower
Run 1	20.00 dB



### 5.2 RCV Distortion and Noise - 630 Hz WB

TIA-5050 (2018-01) \ Measurements \ Wideband \ 5.2 Receive Distortion and Noise 8N change frequency range



Distortion (Noise) RCV (packed): 37.89 dB (1.28%) Ok

Ok

10/13/2023 12:21 PM ACQUA 5.1.200

Limits

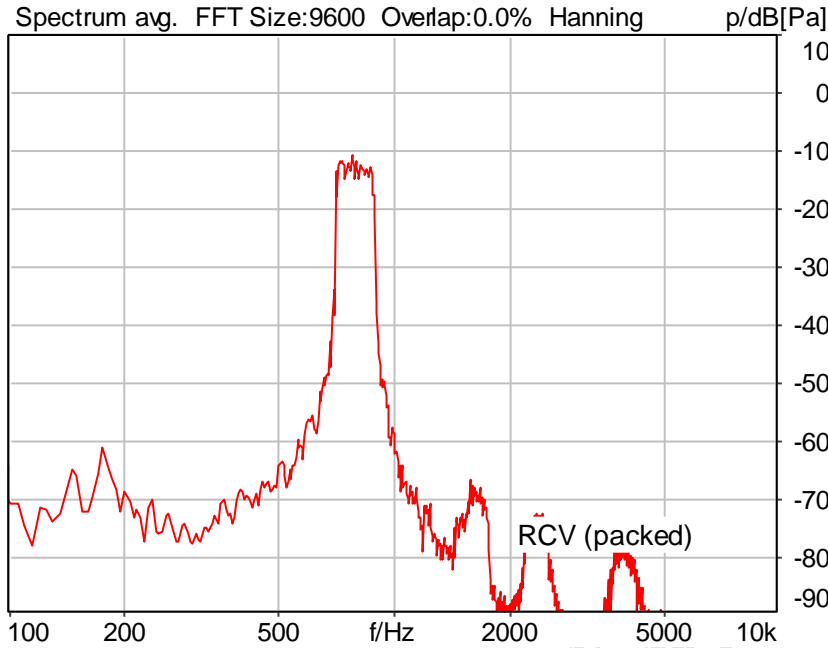
	lower
Run 1	20.00 dB





### 5.2 RCV Distortion and Noise - 800 Hz WB

TIA-5050 (2018-01) \ Measurements \ Wideband \ 5.2 Receive Distortion and Noise 8N change frequency range



Distortion (Noise) RCV (packed): 41.21 dB (0.87%) Ok

Ok

10/13/2023 12:21 PM ACQUA 5.1.200

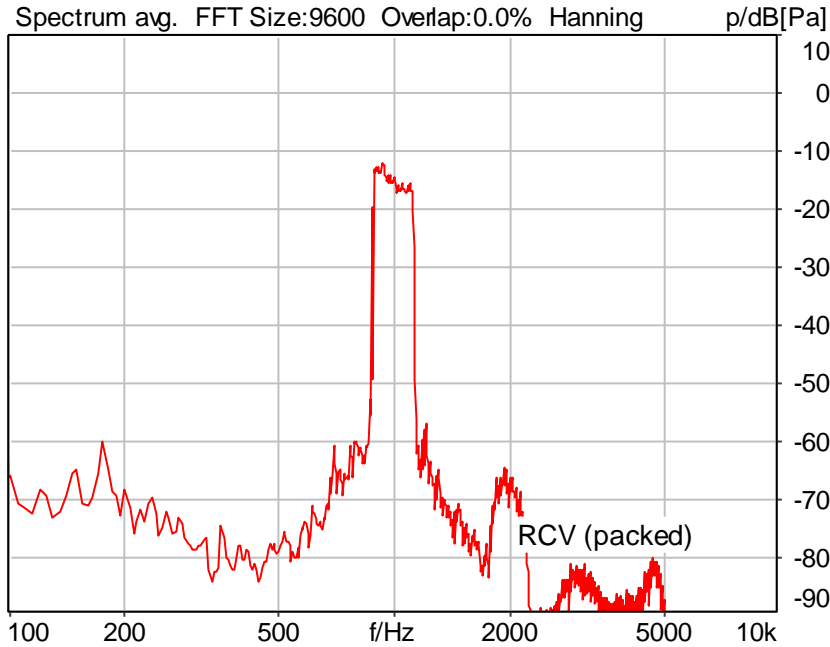
Limits

	lower
Run 1	20.00 dB



### 5.2 RCV Distortion and Noise - 1000 Hz WB

TIA-5050 (2018-01) \ Measurements \ Wideband \ 5.2 Receive Distortion and Noise 8N change frequency range



Distortion (Noise) RCV (packed): 45.08 dB (0.56%) Ok

Ok

10/13/2023 12:21 PM ACQUA 5.1.200

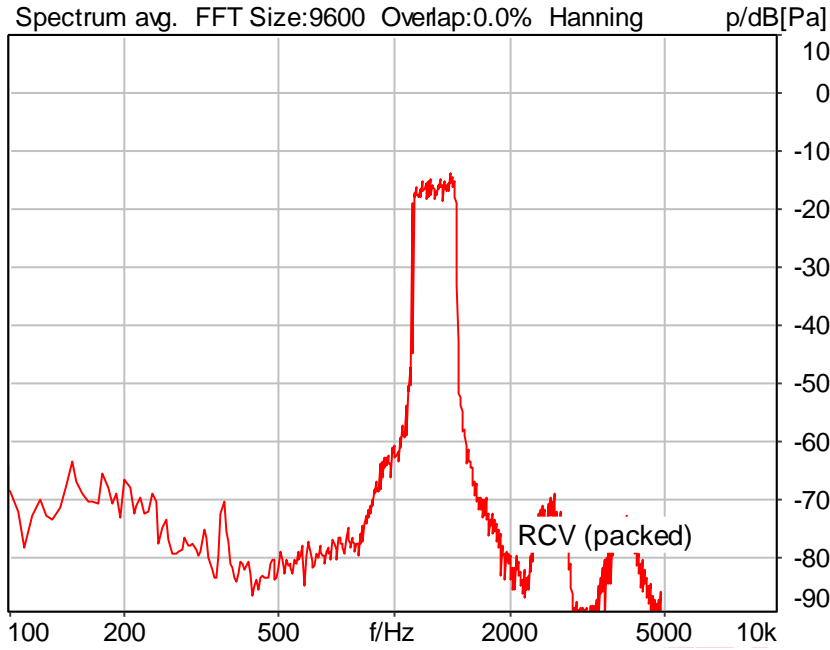
Limits

	lower
Run 1	20.00 dB



### 5.2 RCV Distortion and Noise - 1250 Hz WB

TIA-5050 (2018-01) \ Measurements \ Wideband \ 5.2 Receive Distortion and Noise 8N change frequency range



Distortion (Noise) RCV (packed): 32.88 dB (2.27%) Ok

Ok

10/13/2023 12:22 PM ACQUA 5.1.200

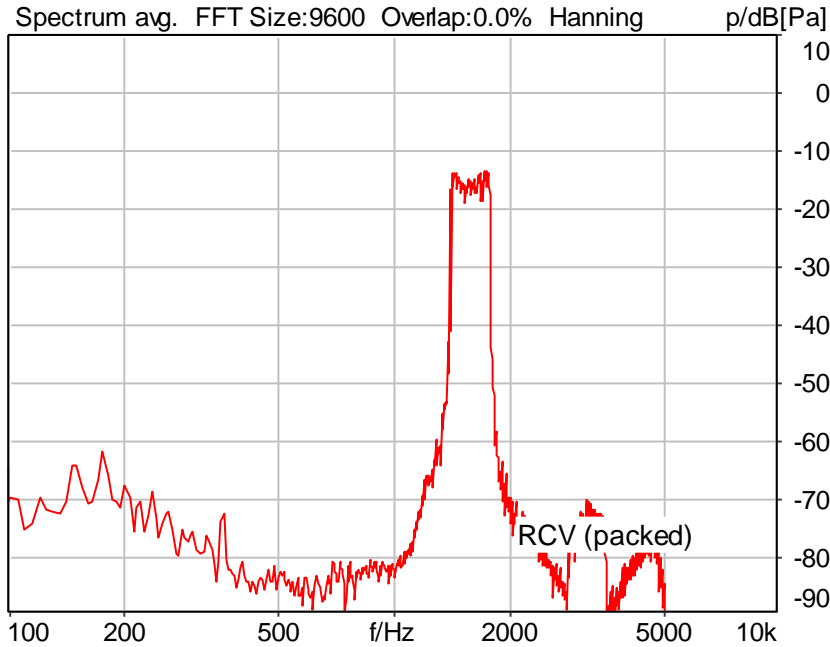
Limits

	lower
Run 1	20.00 dB



### 5.2 RCV Distortion and Noise - 1600 Hz WB

TIA-5050 (2018-01) \ Measurements \ Wideband \ 5.2 Receive Distortion and Noise 8N change frequency range



Distortion (Noise) RCV (packed): 44.42 dB (0.60%) Ok

Ok

10/13/2023 12:22 PM ACQUA 5.1.200

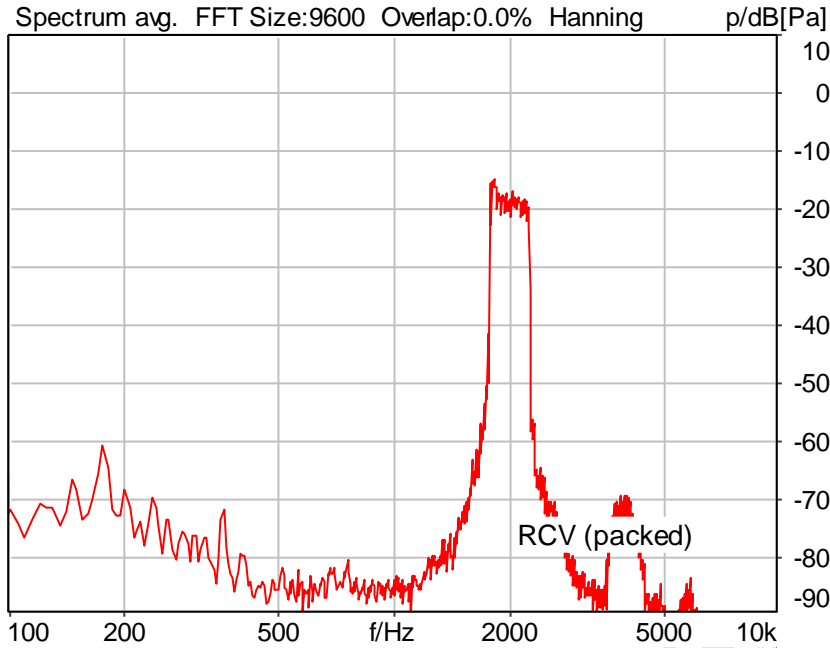
Limits

	lower
Run 1	20.00 dB



### 5.2 RCV Distortion and Noise - 2000 Hz WB

TIA-5050 (2018-01) \ Measurements \ Wideband \ 5.2 Receive Distortion and Noise 8N change frequency range



Distortion (Noise) RCV (packed): 41.66 dB (0.83%) Ok

Ok

10/13/2023 12:23 PM ACQUA 5.1.200

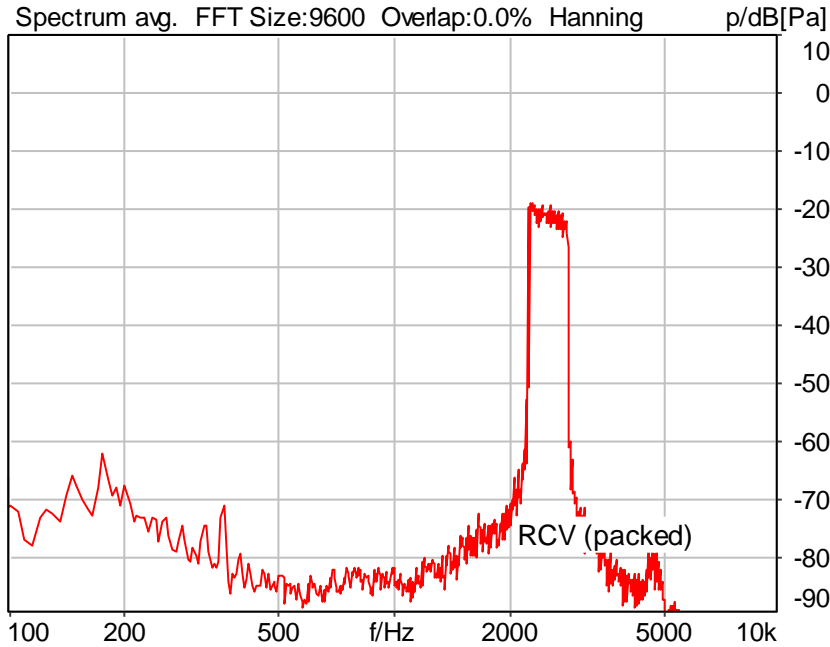
Limits

	lower
Run 1	20.00 dB



### 5.2 RCV Distortion and Noise - 2500 Hz WB

TIA-5050 (2018-01) \ Measurements \ Wideband \ 5.2 Receive Distortion and Noise 8N change frequency range



Distortion (Noise) RCV (packed): 45.00 dB (0.56%) Ok

Ok

10/13/2023 12:23 PM ACQUA 5.1.200

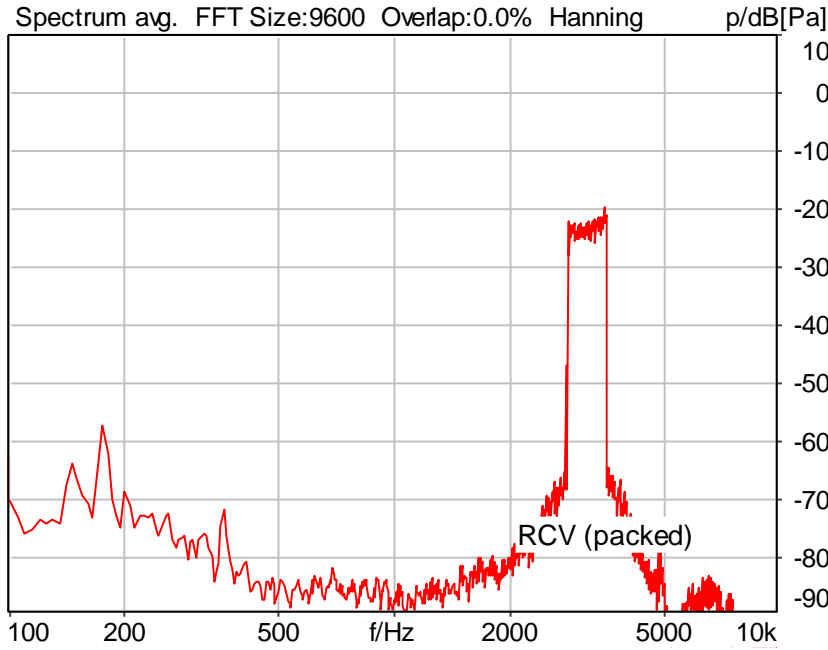
Limits

	lower
Run 1	20.00 dB



### 5.2 RCV Distortion and Noise - 3150 Hz WB

TIA-5050 (2018-01) \ Measurements \ Wideband \ 5.2 Receive Distortion and Noise 8N change frequency range



Distortion (Noise) RCV (packed): 43.71 dB (0.65%) Ok

Ok

10/13/2023 12:24 PM ACQUA 5.1.200

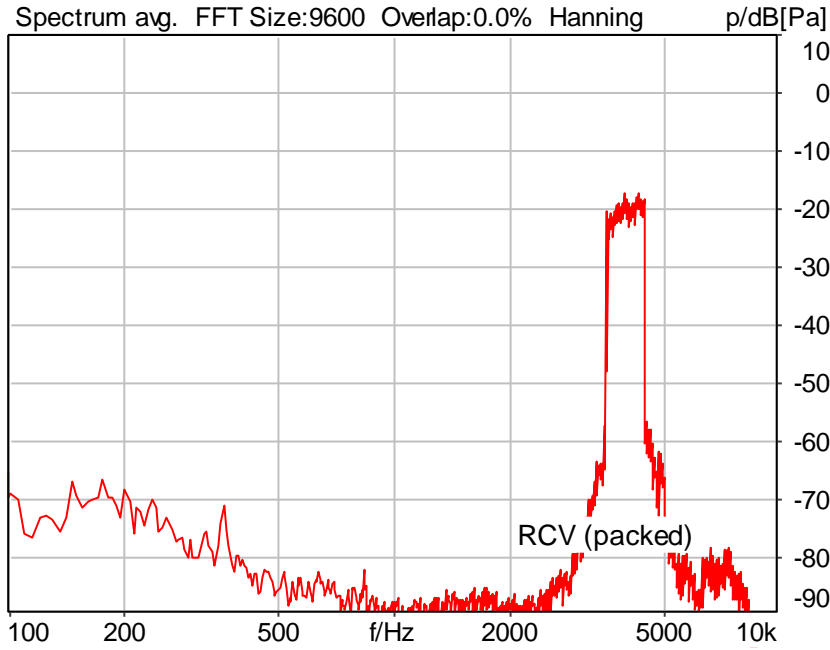
Limits

	lower
Run 1	20.00 dB



### 5.2 RCV Distortion and Noise - 4000 Hz WB

TIA-5050 (2018-01) \ Measurements \ Wideband \ 5.2 Receive Distortion and Noise 8N change frequency range



Distortion (Noise) RCV (packed): 43.13 dB (0.70%) Ok

Ok

10/13/2023 12:24 PM ACQUA 5.1.200

Limits

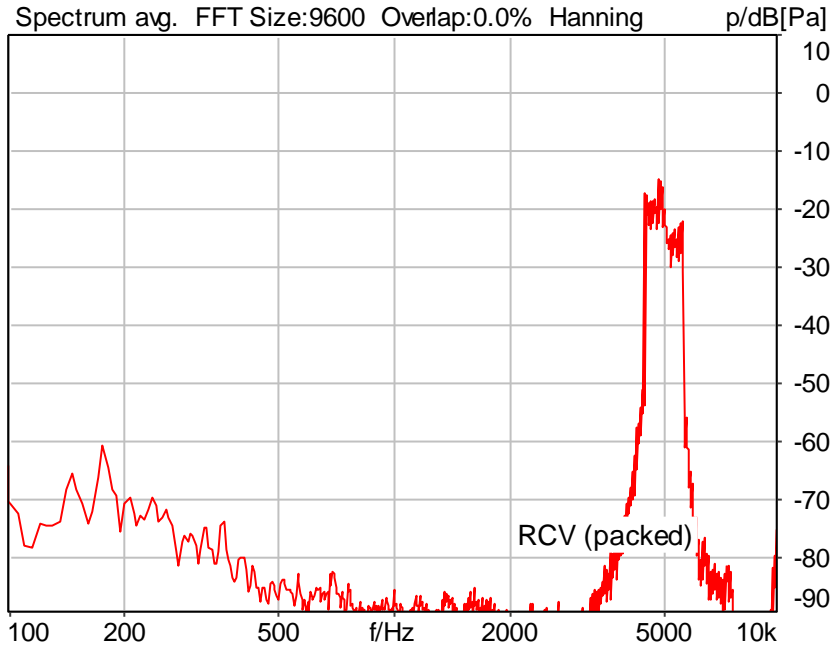
	lower
Run 1	20.00 dB





### 5.2 RCV Distortion and Noise - 5000 Hz WB

TIA-5050 (2018-01) \ Measurements \ Wideband \ 5.2 Receive Distortion and Noise 8N change frequency range



Distortion (Noise) RCV (packed): 40.24 dB (0.97%) Ok

Ok

10/13/2023 12:25 PM ACQUA 5.1.200

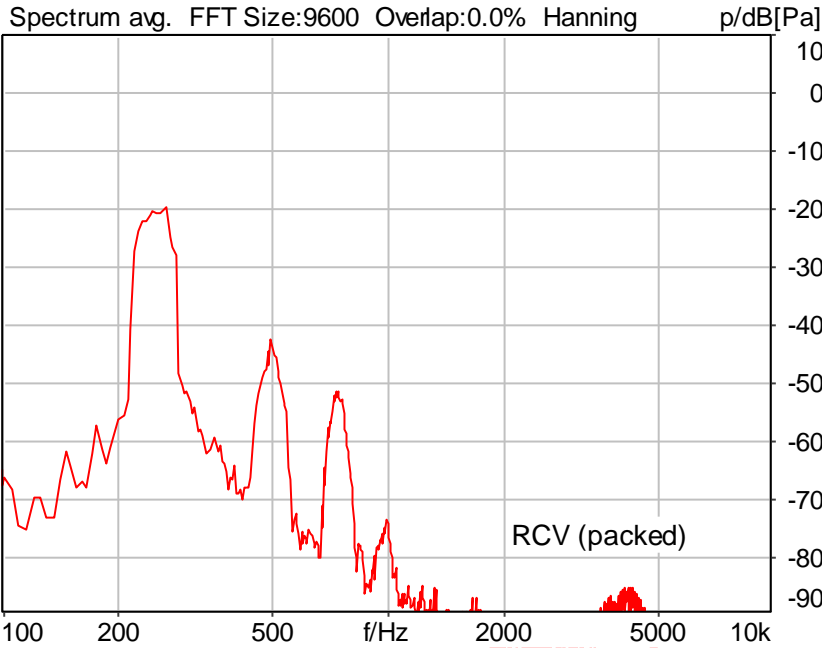
Limits

	lower
Run 1	20.00 dB



### 5.2 RCV Distortion and Noise - 250 Hz WB

TIA-5050 (2018-01) \ Measurements \ Wideband \ 5.2 Receive Distortion and Noise 2N change frequency range



Distortion (Noise) RCV (packed): 25.63 dB (5.23%) Ok

Ok

10/13/2023 12:25 PM ACQUA 5.1.200

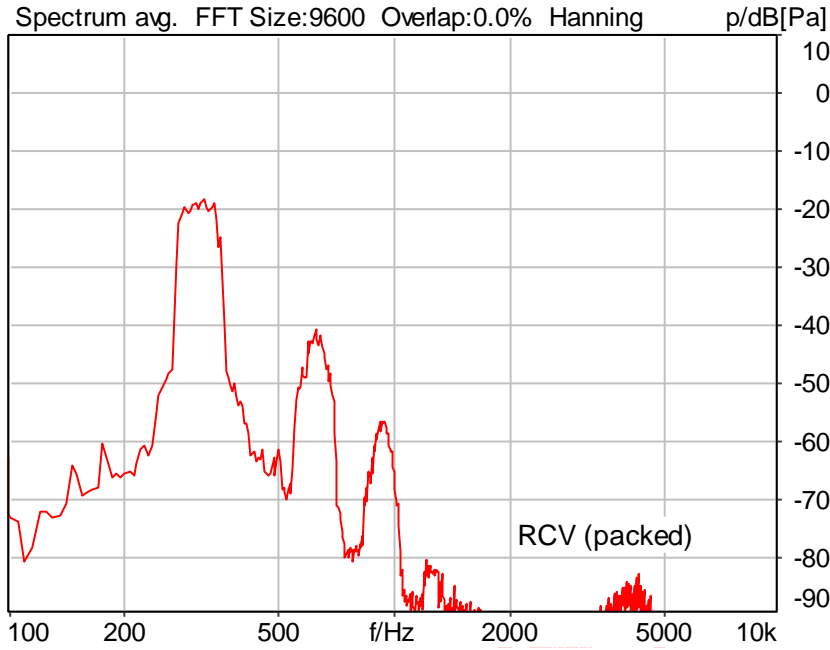
Limits

	lower
Run 1	20.00 dB



### 5.2 RCV Distortion and Noise - 315 Hz WB

TIA-5050 (2018-01) \ Measurements \ Wideband \ 5.2 Receive Distortion and Noise 2N change frequency range



Distortion (Noise) RCV (packed): 24.23 dB (6.15%) Ok

Ok

10/13/2023 12:26 PM ACQUA 5.1.200

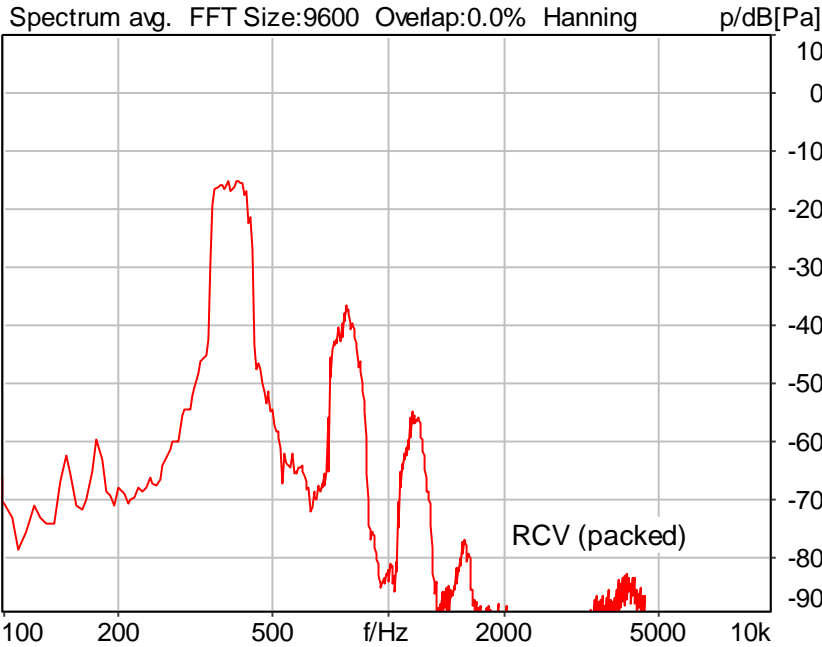
Limits

	lower
Run 1	20.00 dB



### 5.2 RCV Distortion and Noise - 400 Hz WB

TIA-5050 (2018-01) \ Measurements \ Wideband \ 5.2 Receive Distortion and Noise 2N change frequency range



Distortion (Noise) RCV (packed): 23.24 dB (6.89%) Ok

Ok

10/13/2023 12:26 PM ACQUA 5.1.200

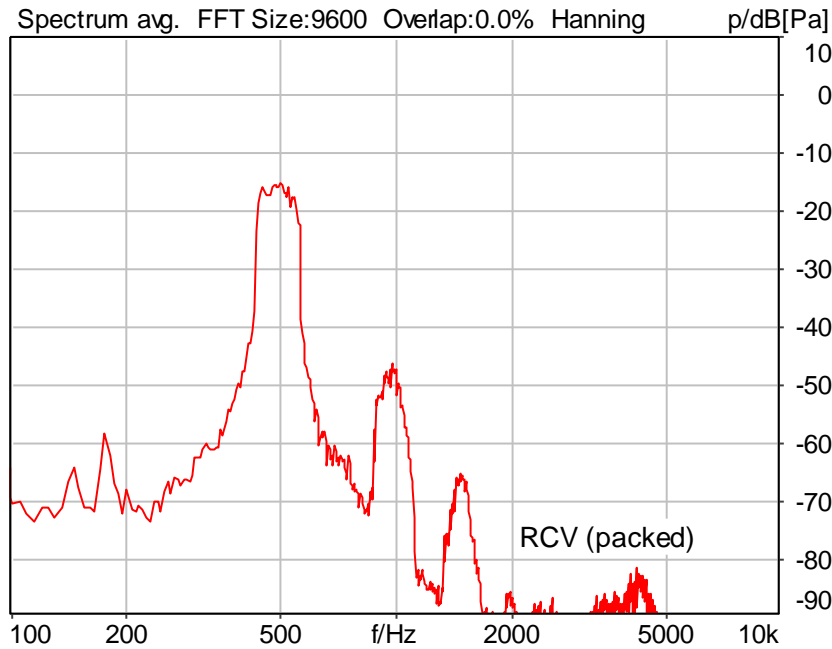
Limits

	lower
Run 1	20.00 dB



### 5.2 RCV Distortion and Noise - 500 Hz WB

TIA-5050 (2018-01) \ Measurements \ Wideband \ 5.2 Receive Distortion and Noise 2N change frequency range



Distortion (Noise) RCV (packed): 30.95 dB (2.83%) Ok

Ok

10/13/2023 12:27 PM ACQUA 5.1.200

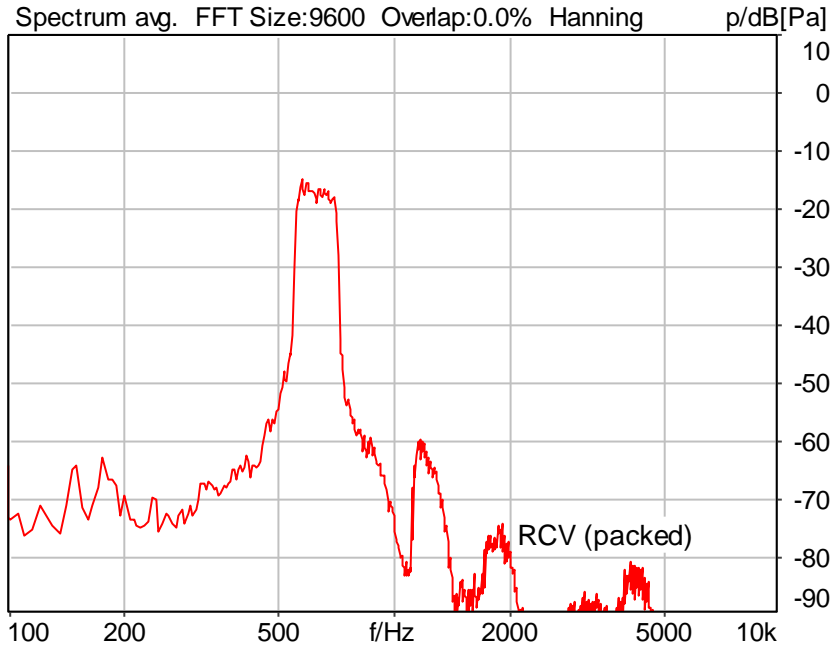
Limits

	lower
Run 1	20.00 dB



### 5.2 RCV Distortion and Noise - 630 Hz WB

TIA-5050 (2018-01) \ Measurements \ Wideband \ 5.2 Receive Distortion and Noise 2N change frequency range



Distortion (Noise) RCV (packed): 37.95 dB (1.27%) Ok

Ok

10/13/2023 12:27 PM ACQUA 5.1.200

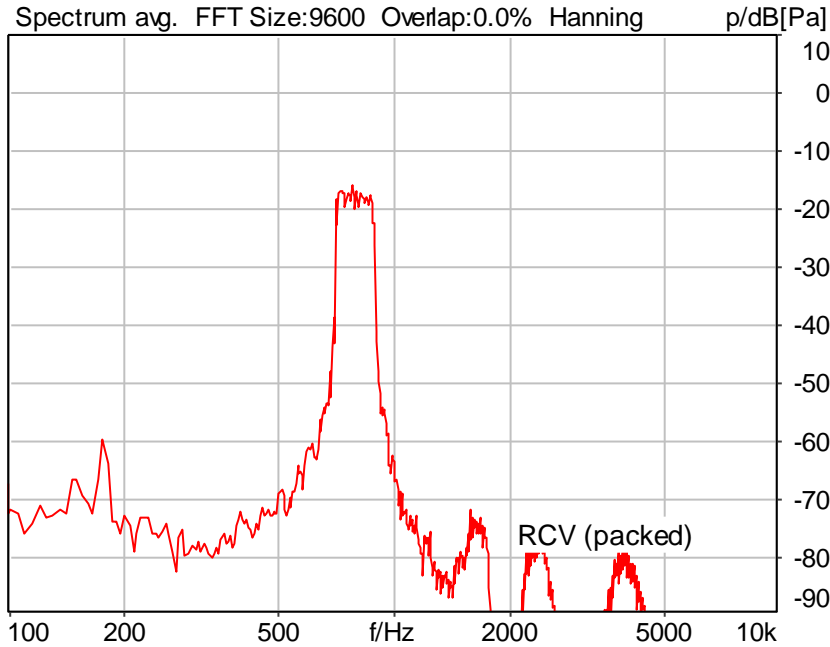
Limits

	lower
Run 1	20.00 dB



### 5.2 RCV Distortion and Noise - 800 Hz WB

TIA-5050 (2018-01) \ Measurements \ Wideband \ 5.2 Receive Distortion and Noise 2N change frequency range



Distortion (Noise) RCV (packed): 41.08 dB (0.88%) Ok

Ok

10/13/2023 12:28 PM ACQUA 5.1.200

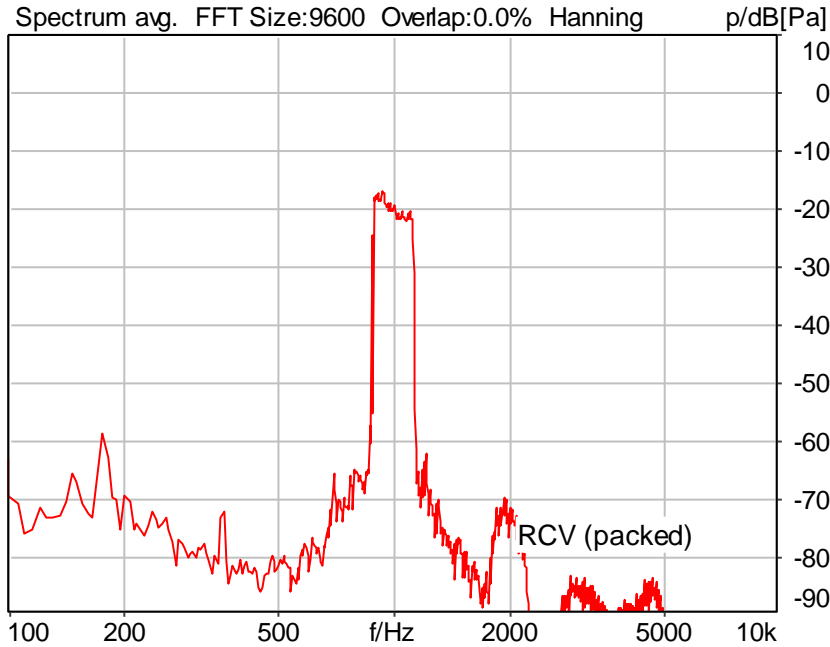
Limits

	lower
Run 1	20.00 dB



### 5.2 RCV Distortion and Noise - 1000 Hz WB

TIA-5050 (2018-01) \ Measurements \ Wideband \ 5.2 Receive Distortion and Noise 2N change frequency range



Distortion (Noise) RCV (packed): 45.08 dB (0.56%) Ok

Ok

10/13/2023 12:28 PM ACQUA 5.1.200

Limits

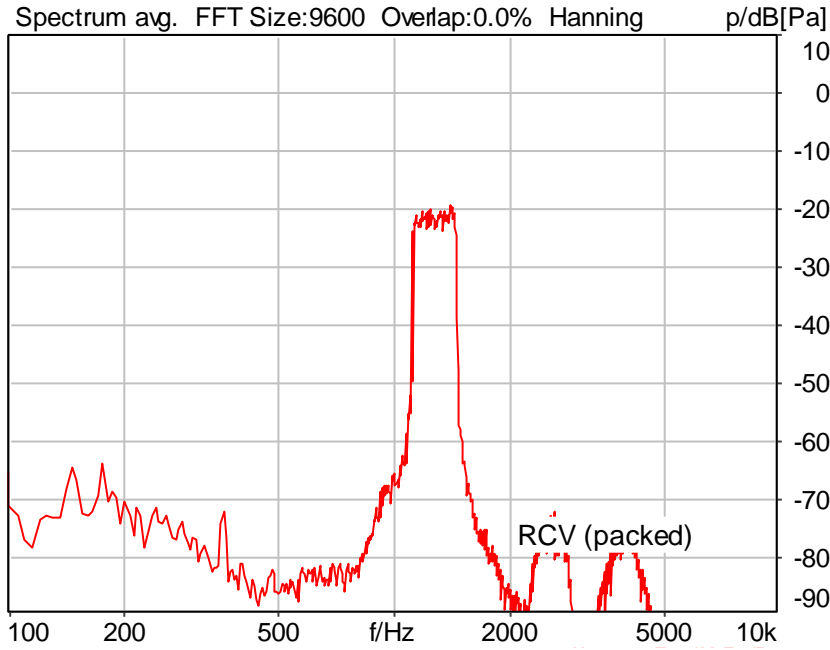
	lower
Run 1	20.00 dB





### 5.2 RCV Distortion and Noise - 1250 Hz WB

TIA-5050 (2018-01) \ Measurements \ Wideband \ 5.2 Receive Distortion and Noise 2N change frequency range



Distortion (Noise) RCV (packed): 33.07 dB (2.22%) Ok

Ok

10/13/2023 12:29 PM ACQUA 5.1.200

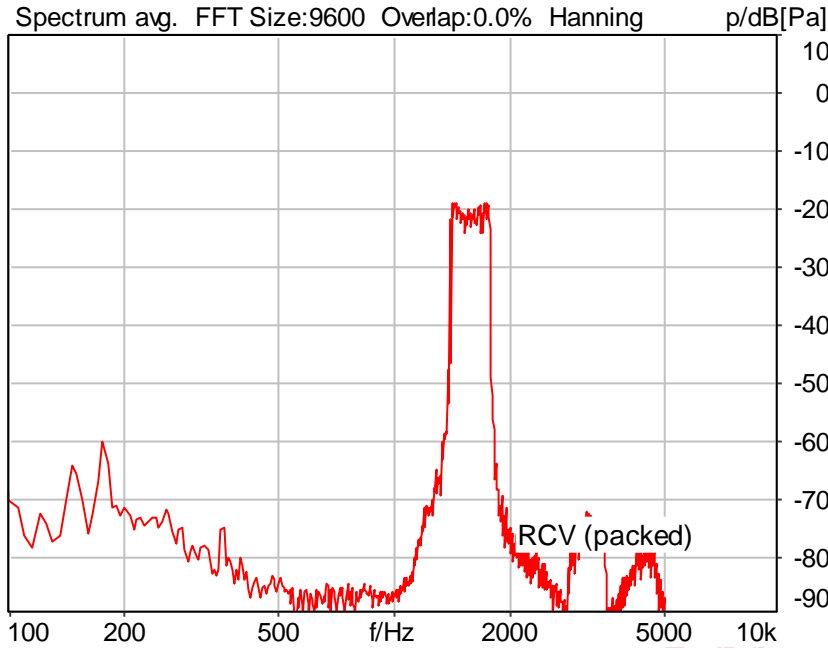
Limits

	lower
Run 1	20.00 dB



### 5.2 RCV Distortion and Noise - 1600 Hz WB

TIA-5050 (2018-01) \ Measurements \ Wideband \ 5.2 Receive Distortion and Noise 2N change frequency range



Distortion (Noise) RCV (packed): 43.65 dB (0.66%) Ok

Ok

10/13/2023 12:29 PM ACQUA 5.1.200

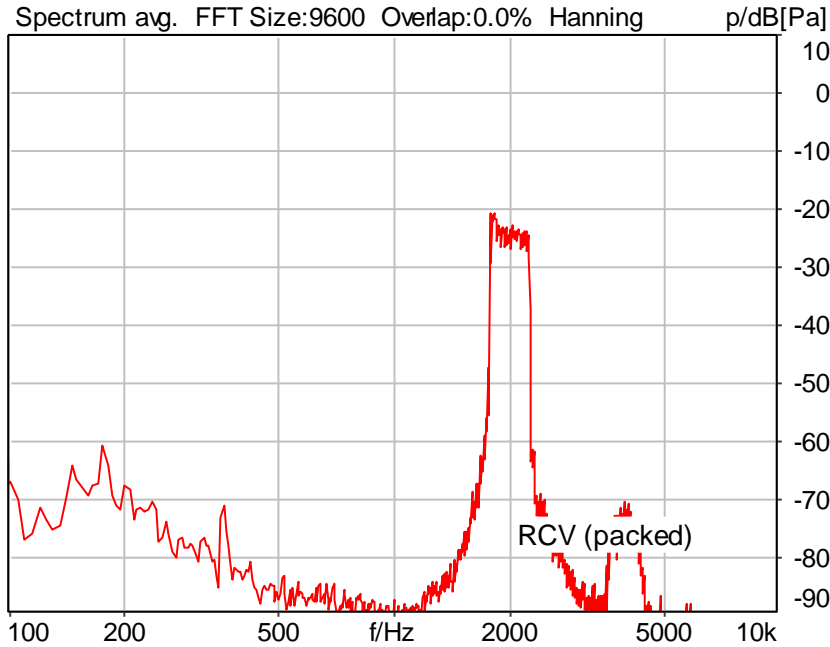
Limits

	lower
Run 1	20.00 dB



### 5.2 RCV Distortion and Noise - 2000 Hz WB

TIA-5050 (2018-01) \ Measurements \ Wideband \ 5.2 Receive Distortion and Noise 2N change frequency range



Distortion (Noise) RCV (packed): 40.63 dB (0.93%) Ok

Ok

10/13/2023 12:29 PM ACQUA 5.1.200

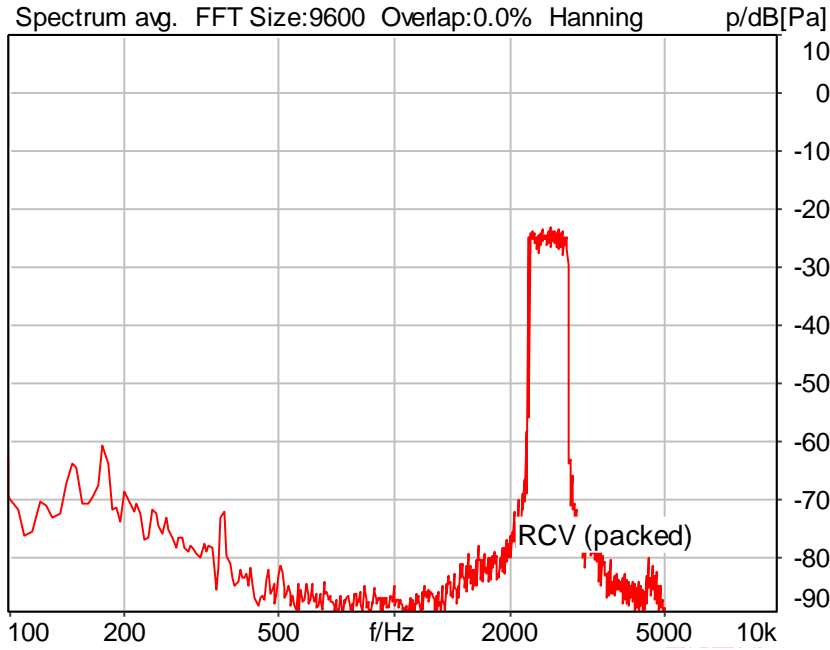
Limits

	lower
Run 1	20.00 dB



### 5.2 RCV Distortion and Noise - 2500 Hz WB

TIA-5050 (2018-01) \ Measurements \ Wideband \ 5.2 Receive Distortion and Noise 2N change frequency range



Distortion (Noise) RCV (packed): 44.88 dB (0.57%) Ok

Ok

10/13/2023 12:30 PM ACQUA 5.1.200

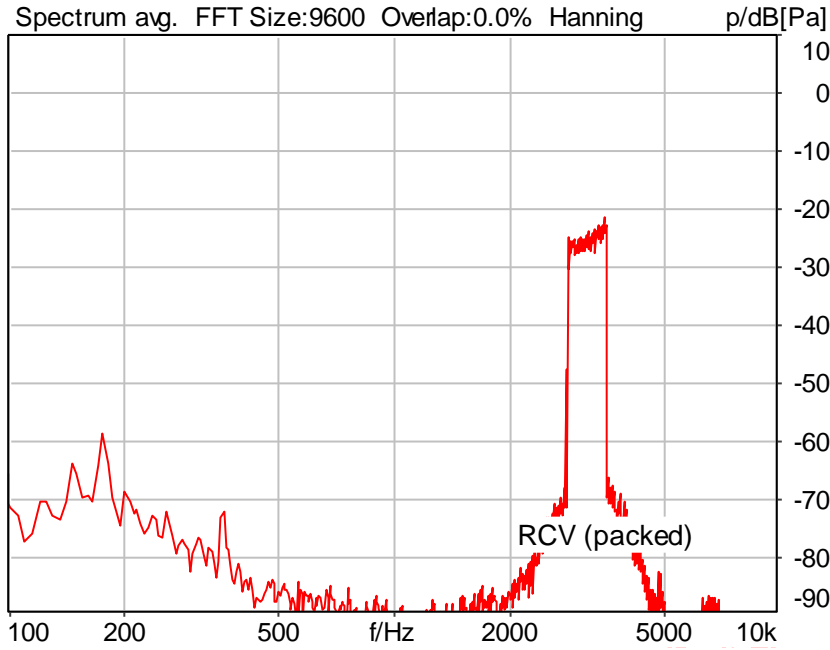
Limits

	lower
Run 1	20.00 dB



### 5.2 RCV Distortion and Noise - 3150 Hz WB

TIA-5050 (2018-01) \ Measurements \ Wideband \ 5.2 Receive Distortion and Noise 2N change frequency range



Distortion (Noise) RCV (packed): 44.30 dB (0.61%) Ok

Ok

10/13/2023 12:30 PM ACQUA 5.1.200

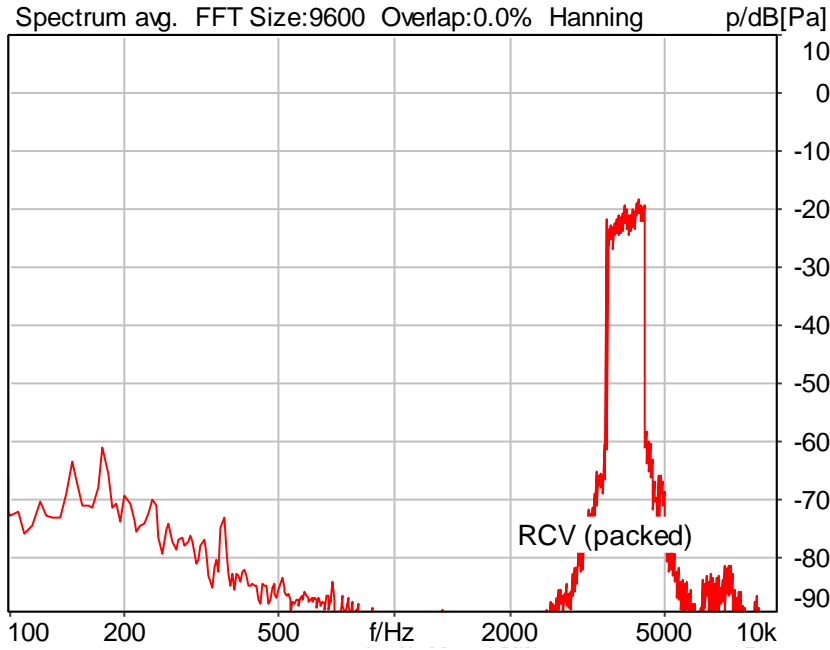
Limits

	lower
Run 1	20.00 dB



### 5.2 RCV Distortion and Noise - 4000 Hz WB

TIA-5050 (2018-01) \ Measurements \ Wideband \ 5.2 Receive Distortion and Noise 2N change frequency range



Distortion (Noise) RCV (packed): 44.17 dB (0.62%) Ok

Ok

10/13/2023 12:31 PM ACQUA 5.1.200

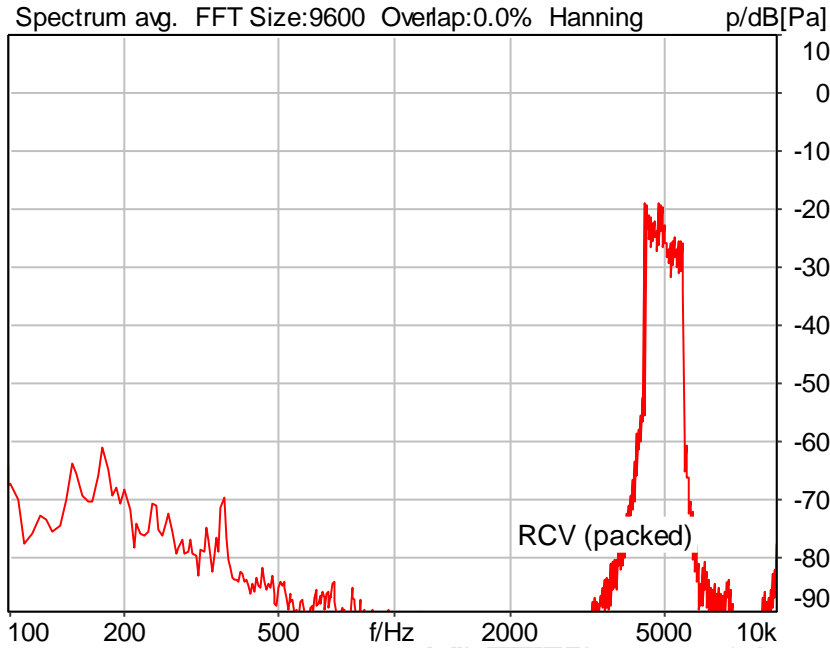
Limits

	lower
Run 1	20.00 dB



### 5.2 RCV Distortion and Noise - 5000 Hz WB

TIA-5050 (2018-01) \ Measurements \ Wideband \ 5.2 Receive Distortion and Noise 2N change frequency range



Distortion (Noise) RCV (packed): 39.14 dB (1.10%) Ok

Ok

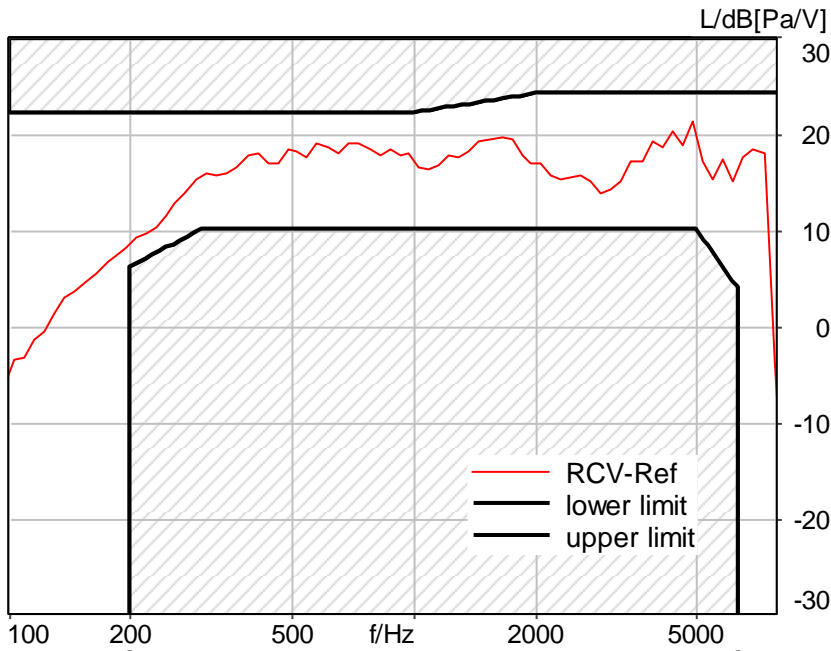
10/13/2023 12:31 PM ACQUA 5.1.200

Limits

	lower
Run 1	20.00 dB

### 5.3 Frequency Response 8N FF

TIA-5050 (2018-01) \ Measurements \ Wideband



Absolute minimal distance  
2.78 dB at 4870.0 Hz Ok

**Ok**

10/13/2023 12:32 PM ACQUA 5.1.200  
Unmodified HEAD acoustics Measurement Descriptor

**Limits**

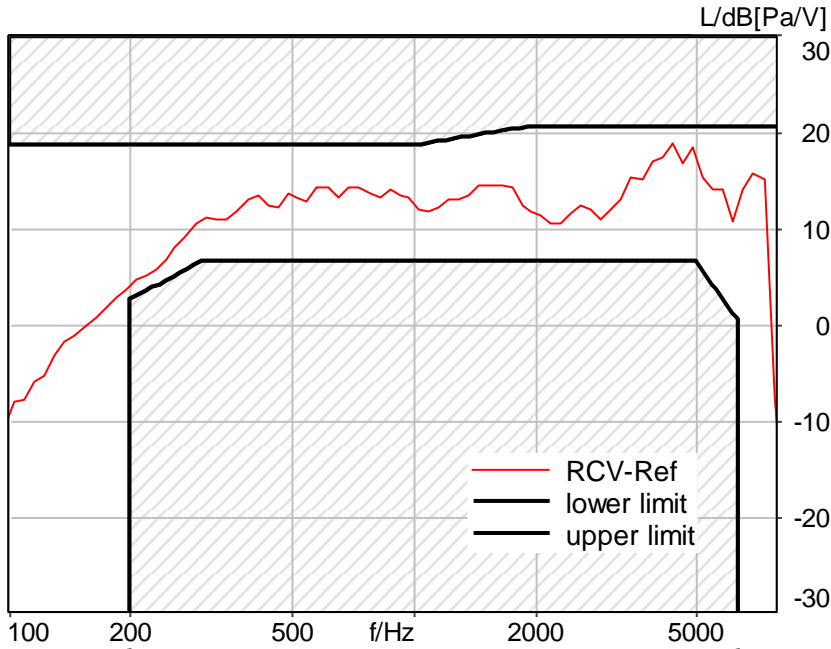
	lower
Run 1	Fit into tolerance





### 5.3 Frequency Response 2N FF

TIA-5050 (2018-01) \ Measurements \ Wideband



Absolute minimal distance  
1.76 dB at 4369.4 Hz Ok

Ok

10/13/2023 12:33 PM ACQUA 5.1.200

**Limits**

	<b>lower</b>
Run 1	Fit into tolerance



#14 NR n7 EVS WB 24.4Kbps

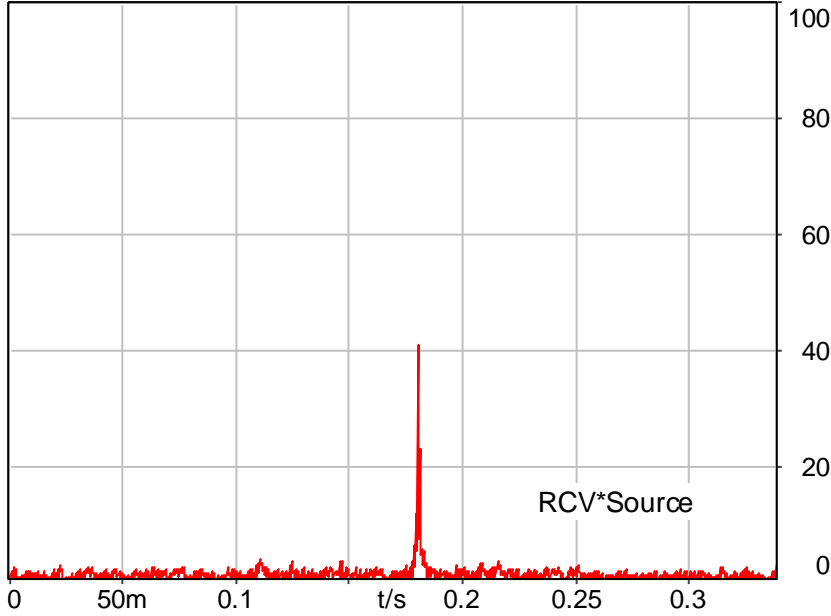
SMD	Status	Single Value Description	Single Value
Overall Receive Delay WB	Done	Delay (Cross) [ms]	181.2
5.1a Receive Volume Control Performance 8N WB	Ok	Speech Level [dB[SPL]]	89.73
5.1b Receive Volume Control Performance 2N WB	Ok	Speech Level [dB[SPL]]	88.76
5.2 RCV Distortion and Noise - 250 Hz WB	Ok	Distortion (Noise) [dB], 0.0 dB	25.72
5.2 RCV Distortion and Noise - 315 Hz WB	Ok	Distortion (Noise) [dB], 0.0 dB	24.13
5.2 RCV Distortion and Noise - 400 Hz WB	Ok	Distortion (Noise) [dB], 0.0 dB	23.05
5.2 RCV Distortion and Noise - 500 Hz WB	Ok	Distortion (Noise) [dB], 0.0 dB	30.81
5.2 RCV Distortion and Noise - 630 Hz WB	Ok	Distortion (Noise) [dB], 0.0 dB	37.88
5.2 RCV Distortion and Noise - 800 Hz WB	Ok	Distortion (Noise) [dB], 0.0 dB	41.24
5.2 RCV Distortion and Noise - 1000 Hz WB	Ok	Distortion (Noise) [dB], 0.0 dB	45.14
5.2 RCV Distortion and Noise - 1250 Hz WB	Ok	Distortion (Noise) [dB], 0.0 dB	33.11
5.2 RCV Distortion and Noise - 1600 Hz WB	Ok	Distortion (Noise) [dB], 0.0 dB	44.38
5.2 RCV Distortion and Noise - 2000 Hz WB	Ok	Distortion (Noise) [dB], 0.0 dB	41.64
5.2 RCV Distortion and Noise - 2500 Hz WB	Ok	Distortion (Noise) [dB], 0.0 dB	45.04
5.2 RCV Distortion and Noise - 3150 Hz WB	Ok	Distortion (Noise) [dB], 0.0 dB	43.76
5.2 RCV Distortion and Noise - 4000 Hz WB	Ok	Distortion (Noise) [dB], 0.0 dB	43.38
5.2 RCV Distortion and Noise - 5000 Hz WB	Ok	Distortion (Noise) [dB], 0.0 dB	40.22
5.2 RCV Distortion and Noise - 250 Hz WB	Ok	Distortion (Noise) [dB], 0.0 dB	25.62
5.2 RCV Distortion and Noise - 315 Hz WB	Ok	Distortion (Noise) [dB], 0.0 dB	24.16
5.2 RCV Distortion and Noise - 400 Hz WB	Ok	Distortion (Noise) [dB], 0.0 dB	23.18
5.2 RCV Distortion and Noise - 500 Hz WB	Ok	Distortion (Noise) [dB], 0.0 dB	30.92
5.2 RCV Distortion and Noise - 630 Hz WB	Ok	Distortion (Noise) [dB], 0.0 dB	38.00
5.2 RCV Distortion and Noise - 800 Hz WB	Ok	Distortion (Noise) [dB], 0.0 dB	41.14
5.2 RCV Distortion and Noise - 1000 Hz WB	Ok	Distortion (Noise) [dB], 0.0 dB	45.15
5.2 RCV Distortion and Noise - 1250 Hz WB	Ok	Distortion (Noise) [dB], 0.0 dB	32.96
5.2 RCV Distortion and Noise - 1600 Hz WB	Ok	Distortion (Noise) [dB], 0.0 dB	43.62
5.2 RCV Distortion and Noise - 2000 Hz WB	Ok	Distortion (Noise) [dB], 0.0 dB	40.94
5.2 RCV Distortion and Noise - 2500 Hz WB	Ok	Distortion (Noise) [dB], 0.0 dB	44.89
5.2 RCV Distortion and Noise - 3150 Hz WB	Ok	Distortion (Noise) [dB], 0.0 dB	44.67
5.2 RCV Distortion and Noise - 4000 Hz WB	Ok	Distortion (Noise) [dB], 0.0 dB	44.07
5.2 RCV Distortion and Noise - 5000 Hz WB	Ok	Distortion (Noise) [dB], 0.0 dB	39.17
5.3 Frequency Response 8N FF	Ok	Min. dist. to tolerance scheme [dB], 4870.0 Hz	2.82
5.3 Frequency Response 2N FF	Ok	Min. dist. to tolerance scheme [dB], 4369.4 Hz	2.20



### Overall Receive Delay WB

TIA-5050 (2018-01) \ Measurements \ Wideband \ Preparation - Delay measurement

Cross correlation avg. FFT Size:131072 Overlap:0.0% Envelope %



Delay (Cross): 181.2 ms

10/13/2023 2:54 PM ACQUA 5.1.200

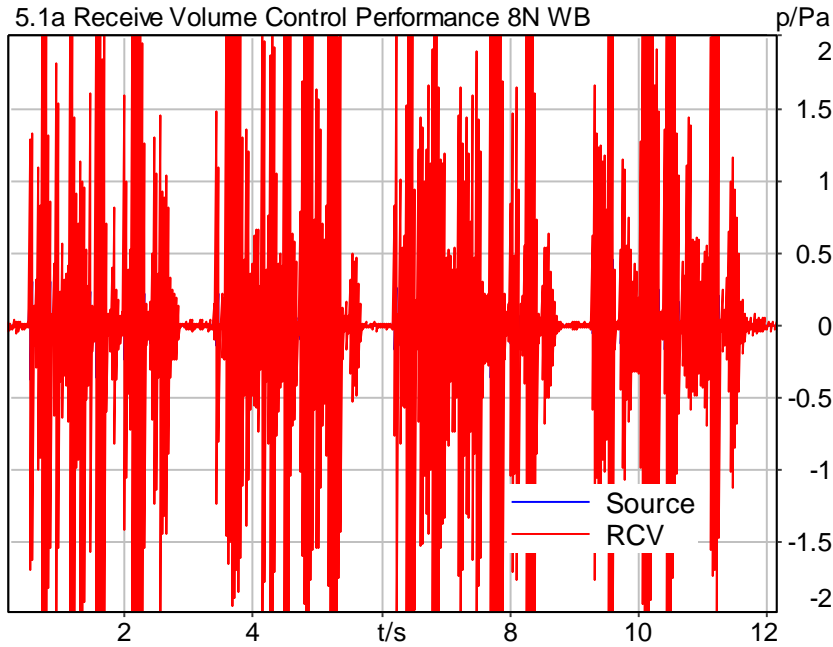
Unmodified HEAD acoustics Measurement Descriptor



### 5.1a Receive Volume Control Performance 8N WB

TIA-5050 (2018-01) \ Measurements \ Wideband

5.1a Receive Volume Control Performance 8N WB



Speech Level RCV: 89.73 dB[SPL], Act.: 55.71% Ok

**Ok**

10/13/2023 2:55 PM ACQUA 5.1.200

Unmodified HEAD acoustics Measurement Descriptor

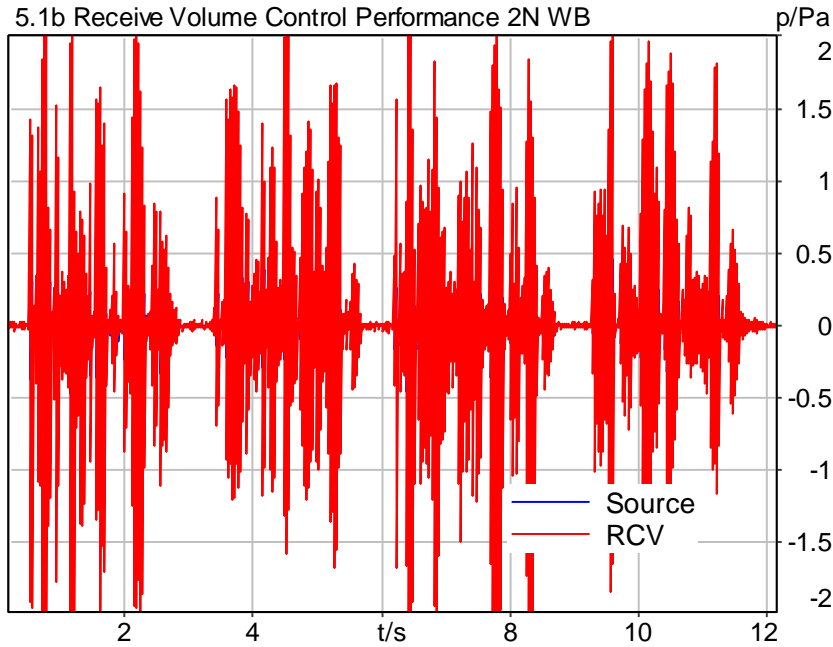
**Limits**

	<b>lower</b>
Run 1	88.00 dB20uPa



### 5.1b Receive Volume Control Performance 2N WB

TIA-5050 (2018-01) \ Measurements \ Wideband



Speech Level RCV: 88.76 dB[SPL], Act.: 25.25% Ok

**Ok**

10/13/2023 2:55 PM ACQUA 5.1.200

Unmodified HEAD acoustics Measurement Descriptor

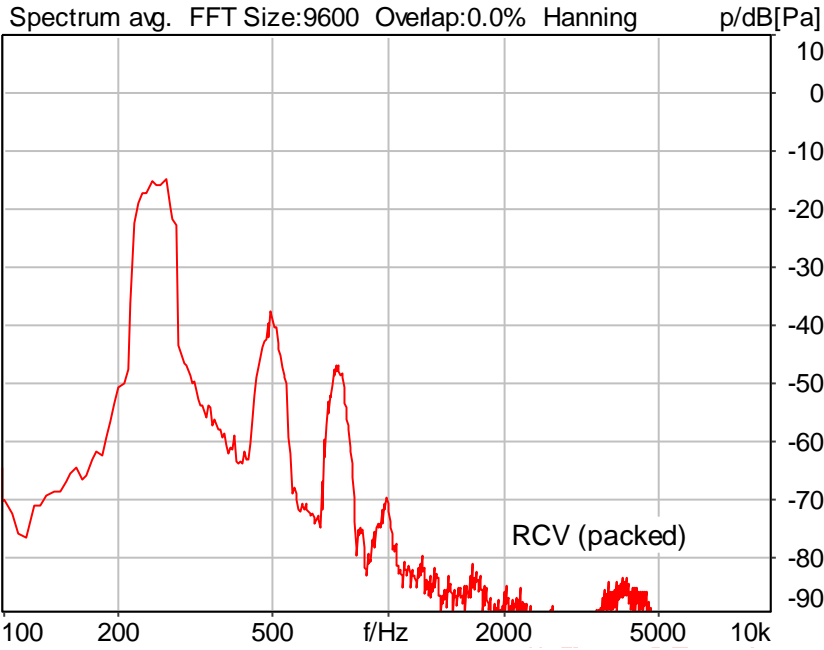
**Limits**

	<b>lower</b>
Run 1	76.00 dB20uPa



### 5.2 RCV Distortion and Noise - 250 Hz WB

TIA-5050 (2018-01) \ Measurements \ Wideband \ 5.2 Receive Distortion and Noise 8N change frequency range



Distortion (Noise) RCV (packed): 25.72 dB (5.17%) Ok

Ok

10/13/2023 2:56 PM ACQUA 5.1.200

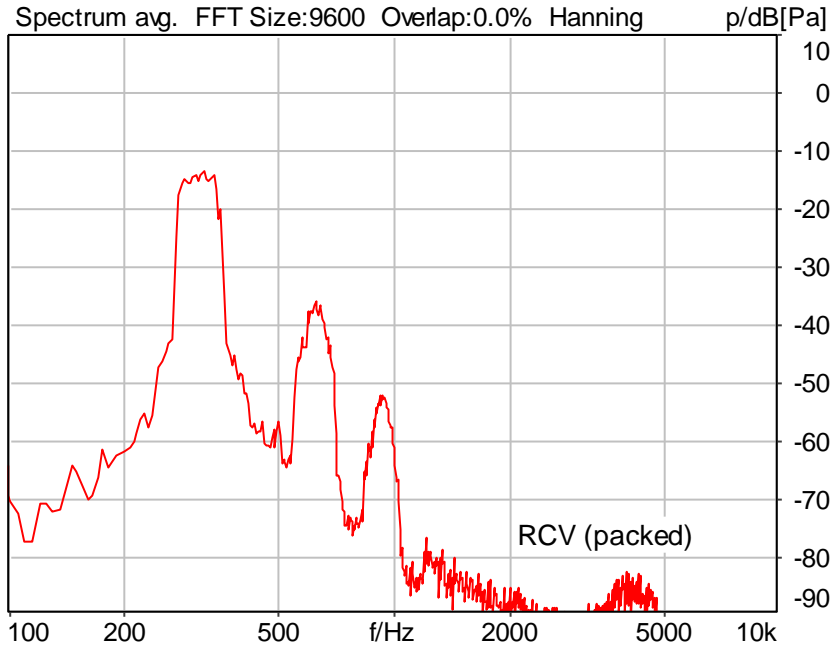
Limits

	lower
Run 1	20.00 dB



### 5.2 RCV Distortion and Noise - 315 Hz WB

TIA-5050 (2018-01) \ Measurements \ Wideband \ 5.2 Receive Distortion and Noise 8N change frequency range



Distortion (Noise) RCV (packed): 24.13 dB (6.22%) Ok

Ok

10/13/2023 2:57 PM ACQUA 5.1.200

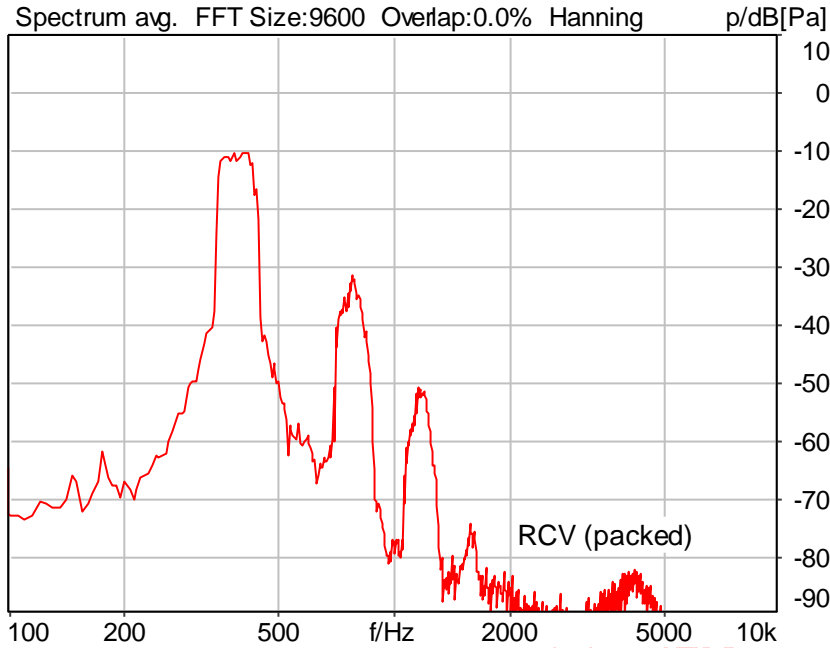
Limits

	lower
Run 1	20.00 dB



### 5.2 RCV Distortion and Noise - 400 Hz WB

TIA-5050 (2018-01) \ Measurements \ Wideband \ 5.2 Receive Distortion and Noise 8N change frequency range



Distortion (Noise) RCV (packed): 23.05 dB (7.04%) Ok

Ok

10/13/2023 2:57 PM ACQUA 5.1.200

Limits

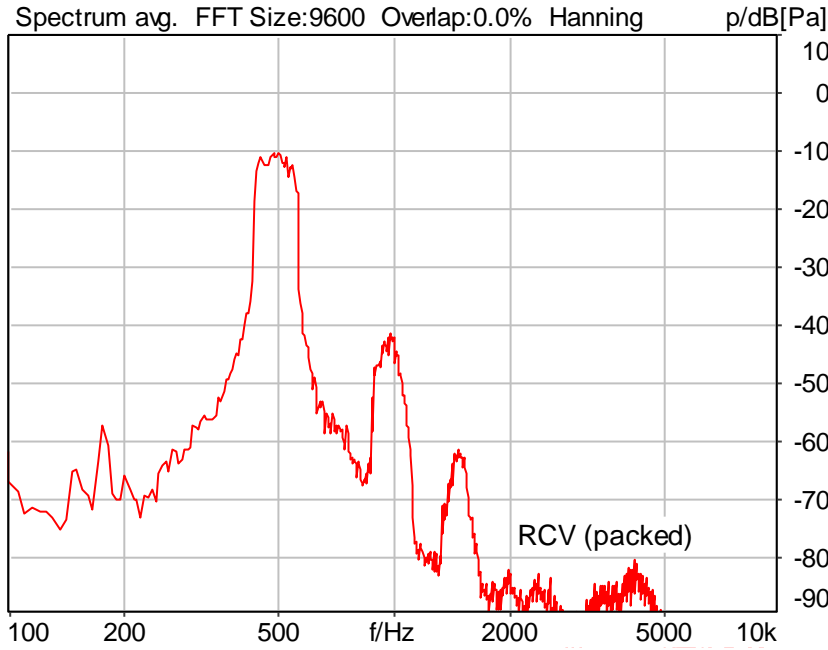
	lower
Run 1	20.00 dB





### 5.2 RCV Distortion and Noise - 500 Hz WB

TIA-5050 (2018-01) \ Measurements \ Wideband \ 5.2 Receive Distortion and Noise 8N change frequency range



Distortion (Noise) RCV (packed): 30.81 dB (2.88%) Ok

Ok

10/13/2023 2:57 PM ACQUA 5.1.200

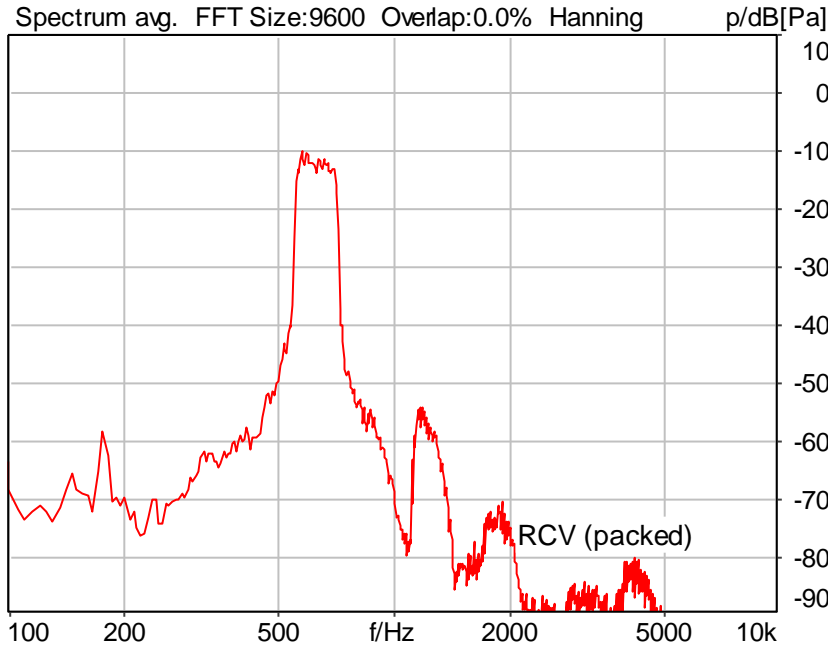
Limits

	lower
Run 1	20.00 dB



### 5.2 RCV Distortion and Noise - 630 Hz WB

TIA-5050 (2018-01) \ Measurements \ Wideband \ 5.2 Receive Distortion and Noise 8N change frequency range



Distortion (Noise) RCV (packed): 37.88 dB (1.28%) Ok

Ok

10/13/2023 2:58 PM ACQUA 5.1.200

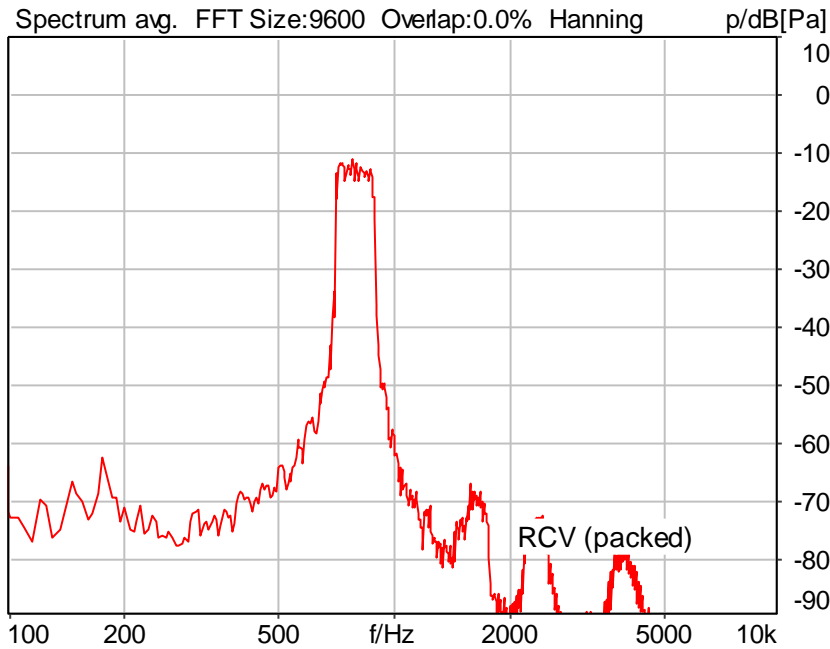
Limits

	lower
Run 1	20.00 dB



### 5.2 RCV Distortion and Noise - 800 Hz WB

TIA-5050 (2018-01) \ Measurements \ Wideband \ 5.2 Receive Distortion and Noise 8N change frequency range



Distortion (Noise) RCV (packed): 41.24 dB (0.87%) Ok

Ok

10/13/2023 2:58 PM ACQUA 5.1.200

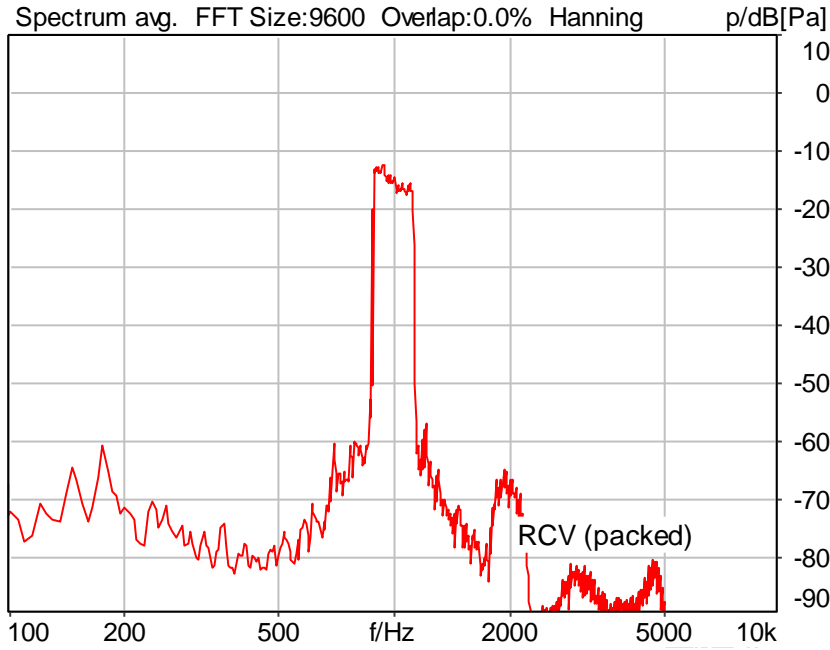
Limits

	lower
Run 1	20.00 dB



### 5.2 RCV Distortion and Noise - 1000 Hz WB

TIA-5050 (2018-01) \ Measurements \ Wideband \ 5.2 Receive Distortion and Noise 8N change frequency range



Distortion (Noise) RCV (packed): 45.14 dB (0.55%) Ok

Ok

10/13/2023 2:59 PM ACQUA 5.1.200

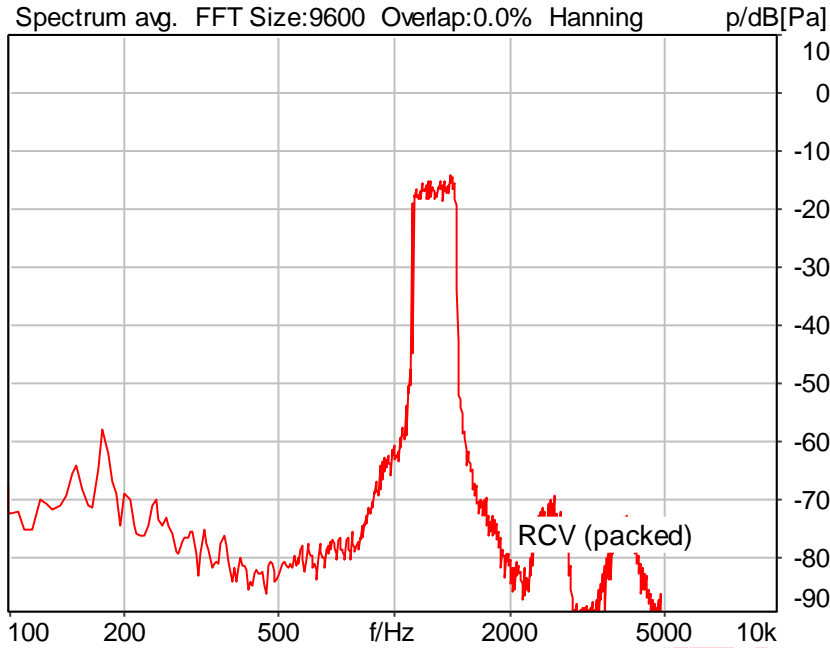
Limits

	lower
Run 1	20.00 dB



### 5.2 RCV Distortion and Noise - 1250 Hz WB

TIA-5050 (2018-01) \ Measurements \ Wideband \ 5.2 Receive Distortion and Noise 8N change frequency range



Distortion (Noise) RCV (packed): 33.11 dB (2.21%) Ok

Ok

10/13/2023 2:59 PM ACQUA 5.1.200

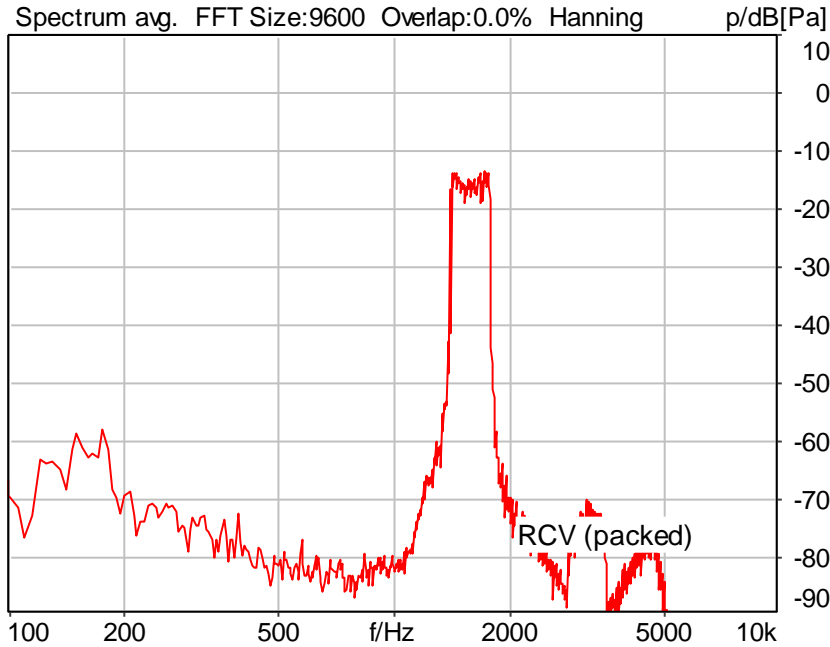
Limits

	lower
Run 1	20.00 dB



### 5.2 RCV Distortion and Noise - 1600 Hz WB

TIA-5050 (2018-01) \ Measurements \ Wideband \ 5.2 Receive Distortion and Noise 8N change frequency range



Distortion (Noise) RCV (packed): 44.38 dB (0.60%) Ok

Ok

10/13/2023 3:00 PM ACQUA 5.1.200

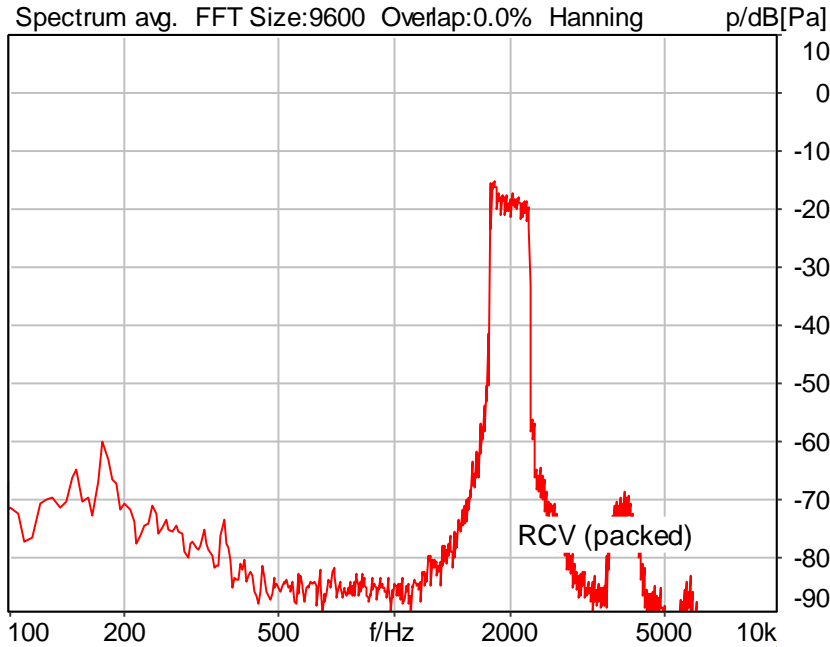
Limits

	lower
Run 1	20.00 dB



### 5.2 RCV Distortion and Noise - 2000 Hz WB

TIA-5050 (2018-01) \ Measurements \ Wideband \ 5.2 Receive Distortion and Noise 8N change frequency range



Distortion (Noise) RCV (packed): 41.64 dB (0.83%) Ok

Ok

10/13/2023 3:00 PM ACQUA 5.1.200

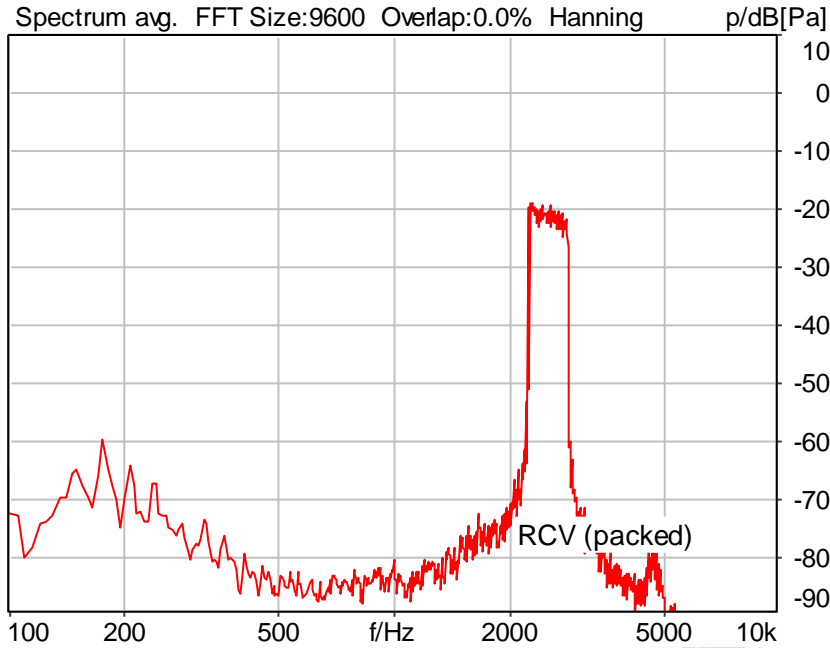
Limits

	lower
Run 1	20.00 dB



### 5.2 RCV Distortion and Noise - 2500 Hz WB

TIA-5050 (2018-01) \ Measurements \ Wideband \ 5.2 Receive Distortion and Noise 8N change frequency range



Distortion (Noise) RCV (packed): 45.04 dB (0.56%) Ok

Ok

10/13/2023 3:01 PM ACQUA 5.1.200

Limits

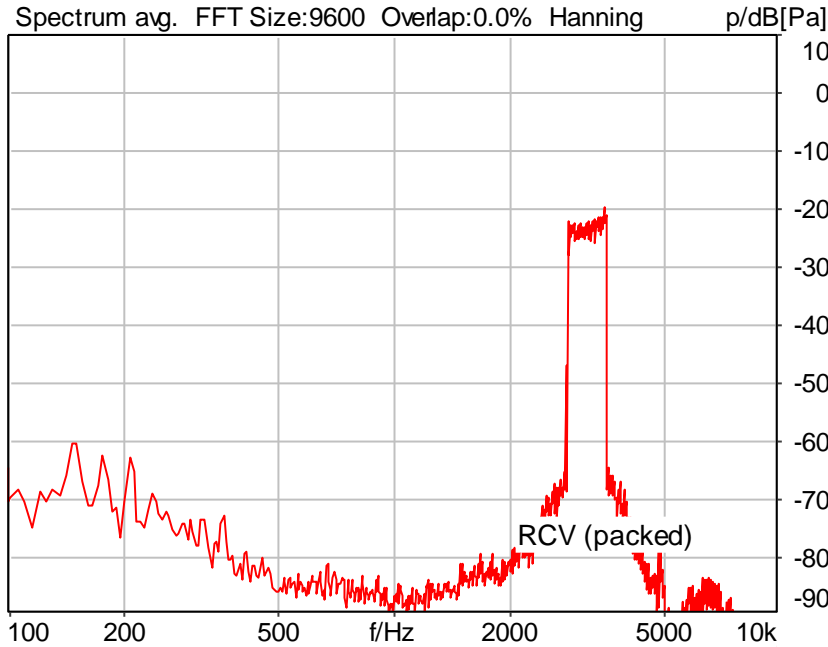
	lower
Run 1	20.00 dB





### 5.2 RCV Distortion and Noise - 3150 Hz WB

TIA-5050 (2018-01) \ Measurements \ Wideband \ 5.2 Receive Distortion and Noise 8N change frequency range



Distortion (Noise) RCV (packed): 43.76 dB (0.65%) Ok

Ok

10/13/2023 3:01 PM ACQUA 5.1.200

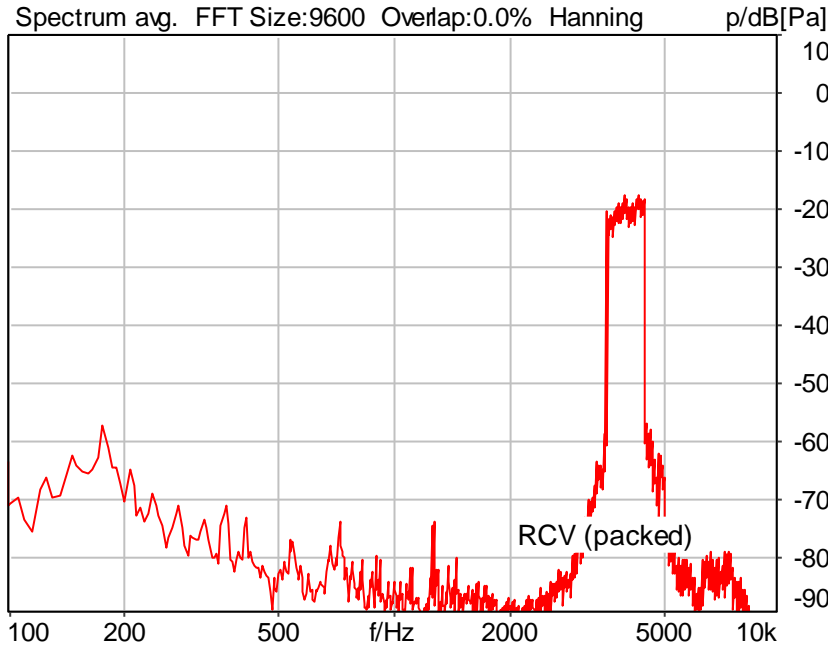
Limits

	lower
Run 1	20.00 dB



### 5.2 RCV Distortion and Noise - 4000 Hz WB

TIA-5050 (2018-01) \ Measurements \ Wideband \ 5.2 Receive Distortion and Noise 8N change frequency range



Distortion (Noise) RCV (packed): 43.38 dB (0.68%) Ok

Ok

10/13/2023 3:01 PM ACQUA 5.1.200

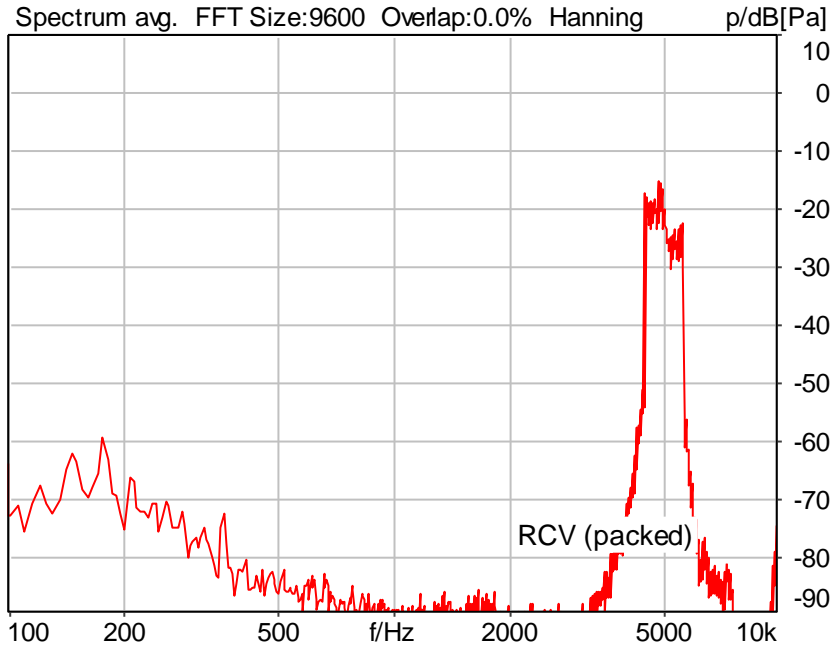
Limits

	lower
Run 1	20.00 dB



### 5.2 RCV Distortion and Noise - 5000 Hz WB

TIA-5050 (2018-01) \ Measurements \ Wideband \ 5.2 Receive Distortion and Noise 8N change frequency range



Distortion (Noise) RCV (packed): 40.22 dB (0.98%) Ok

Ok

10/13/2023 3:02 PM ACQUA 5.1.200

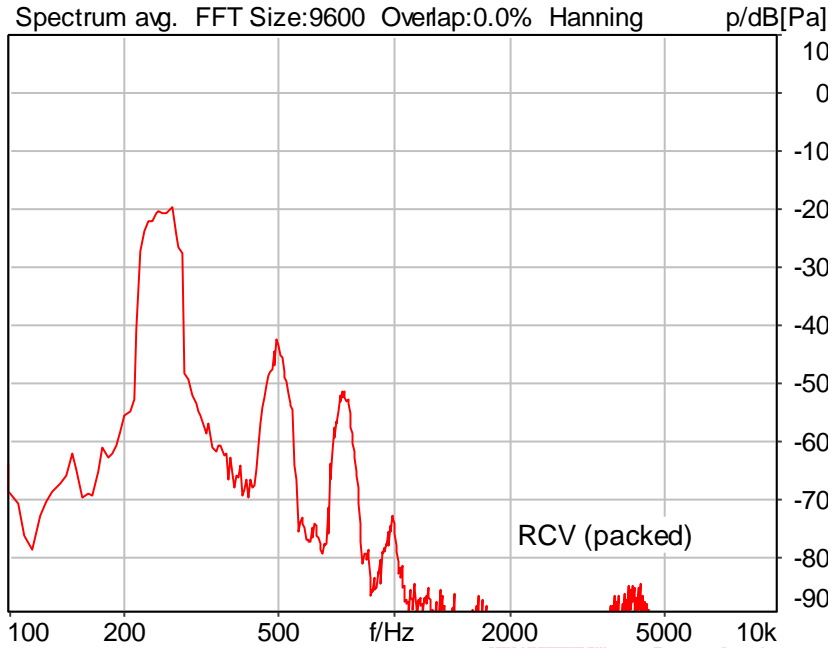
Limits

	lower
Run 1	20.00 dB



### 5.2 RCV Distortion and Noise - 250 Hz WB

TIA-5050 (2018-01) \ Measurements \ Wideband \ 5.2 Receive Distortion and Noise 2N change frequency range



Distortion (Noise) RCV (packed): 25.62 dB (5.24%) Ok

Ok

10/13/2023 3:03 PM ACQUA 5.1.200

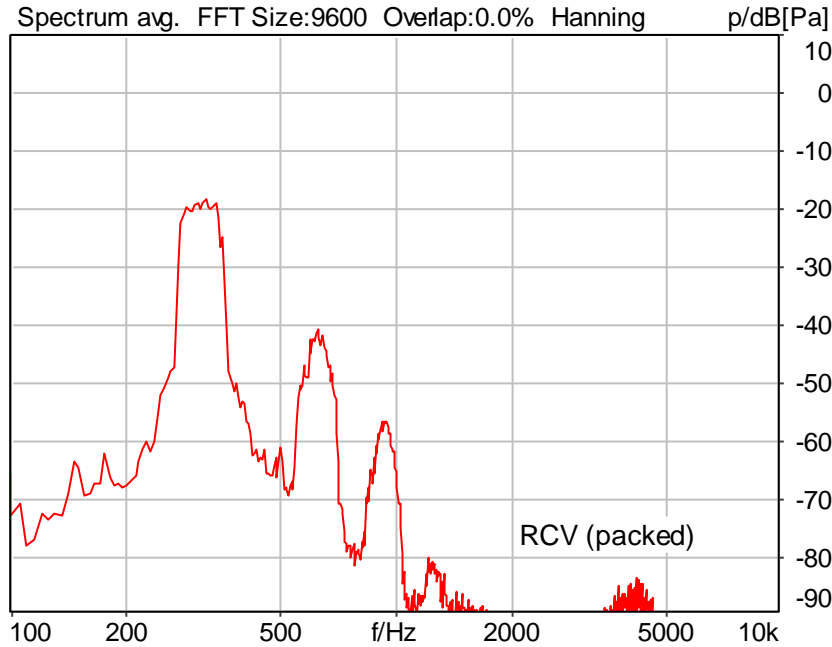
Limits

	lower
Run 1	20.00 dB



### 5.2 RCV Distortion and Noise - 315 Hz WB

TIA-5050 (2018-01) \ Measurements \ Wideband \ 5.2 Receive Distortion and Noise 2N change frequency range



Distortion (Noise) RCV (packed): 24.16 dB (6.19%) Ok

Ok

10/13/2023 3:03 PM ACQUA 5.1.200

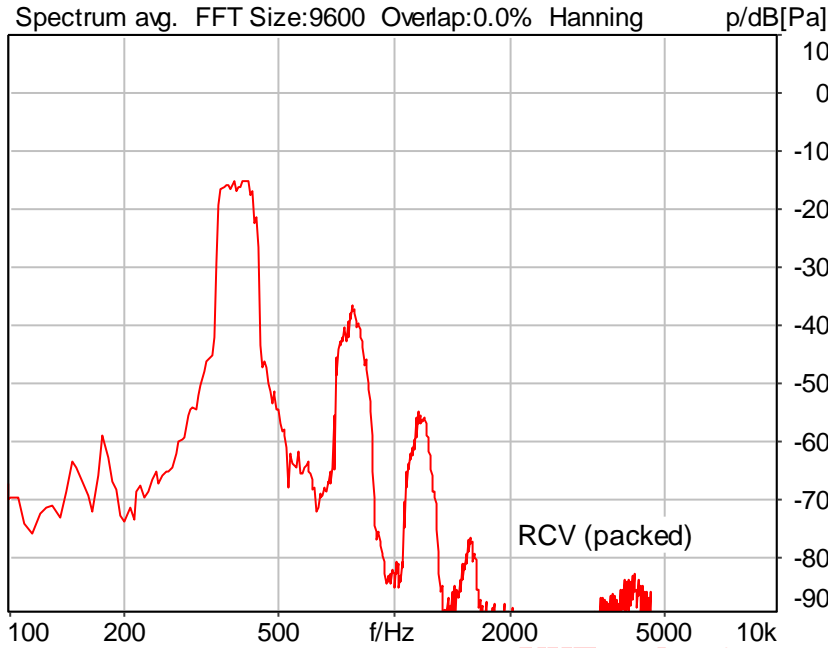
Limits

	lower
Run 1	20.00 dB



### 5.2 RCV Distortion and Noise - 400 Hz WB

TIA-5050 (2018-01) \ Measurements \ Wideband \ 5.2 Receive Distortion and Noise 2N change frequency range



Distortion (Noise) RCV (packed): 23.18 dB (6.94%) Ok

Ok

10/13/2023 3:04 PM ACQUA 5.1.200

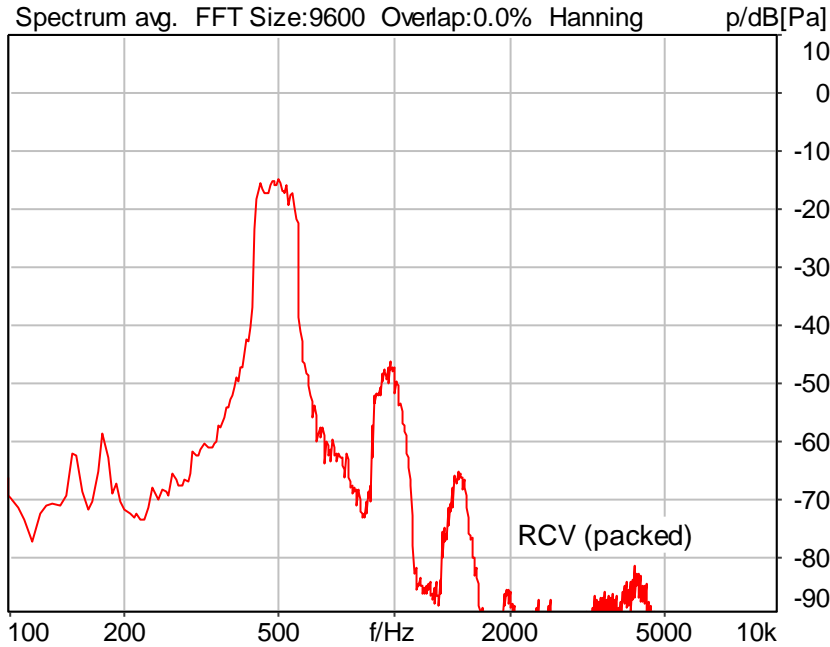
Limits

	lower
Run 1	20.00 dB



### 5.2 RCV Distortion and Noise - 500 Hz WB

TIA-5050 (2018-01) \ Measurements \ Wideband \ 5.2 Receive Distortion and Noise 2N change frequency range



Distortion (Noise) RCV (packed): 30.92 dB (2.84%) Ok

Ok

10/13/2023 3:04 PM ACQUA 5.1.200

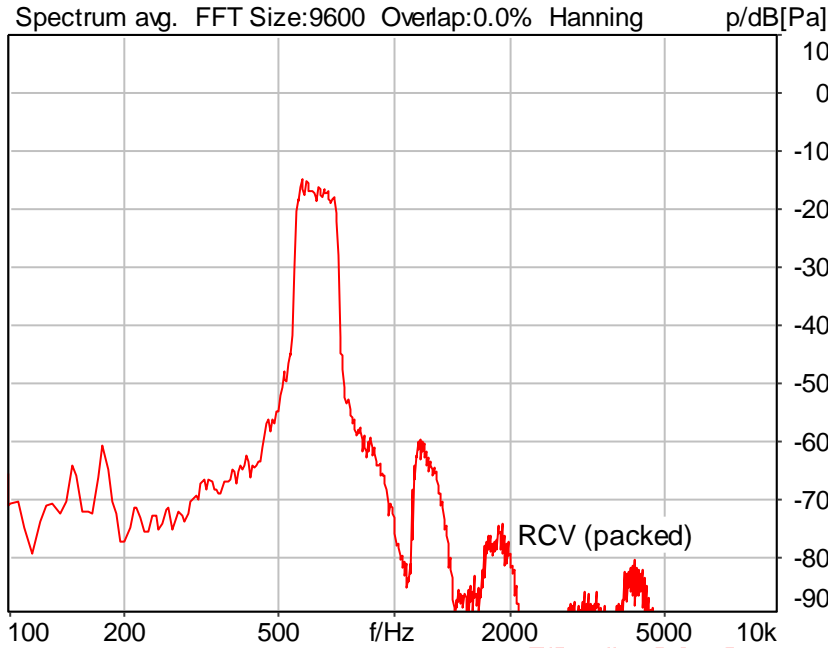
Limits

	lower
Run 1	20.00 dB



### 5.2 RCV Distortion and Noise - 630 Hz WB

TIA-5050 (2018-01) \ Measurements \ Wideband \ 5.2 Receive Distortion and Noise 2N change frequency range



Distortion (Noise) RCV (packed): 38.00 dB (1.26%) Ok

Ok

10/13/2023 3:05 PM ACQUA 5.1.200

Limits

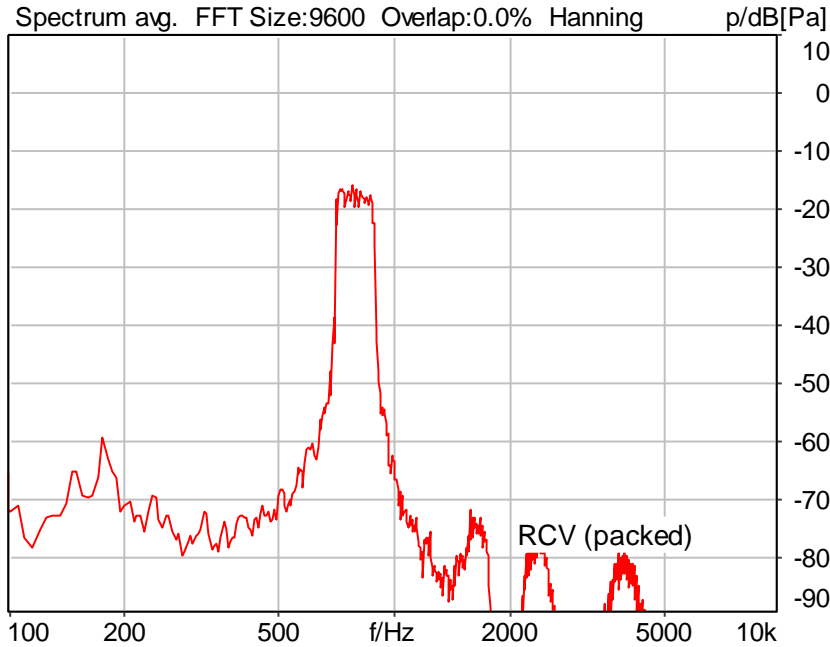
	lower
Run 1	20.00 dB





### 5.2 RCV Distortion and Noise - 800 Hz WB

TIA-5050 (2018-01) \ Measurements \ Wideband \ 5.2 Receive Distortion and Noise 2N change frequency range



Distortion (Noise) RCV (packed): 41.14 dB (0.88%) Ok

Ok

10/13/2023 3:05 PM ACQUA 5.1.200

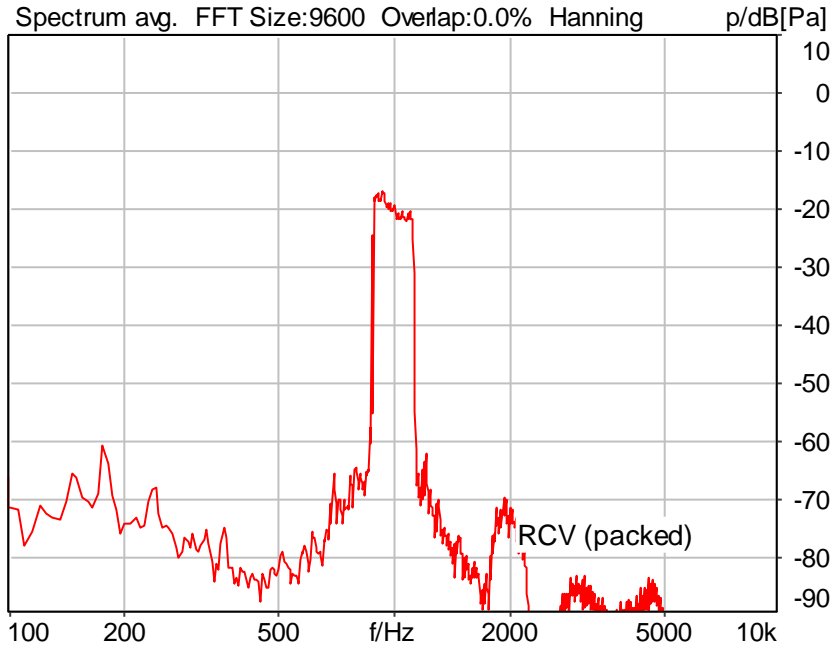
Limits

	lower
Run 1	20.00 dB



### 5.2 RCV Distortion and Noise - 1000 Hz WB

TIA-5050 (2018-01) \ Measurements \ Wideband \ 5.2 Receive Distortion and Noise 2N change frequency range



Distortion (Noise) RCV (packed): 45.15 dB (0.55%) Ok

Ok

10/13/2023 3:05 PM ACQUA 5.1.200

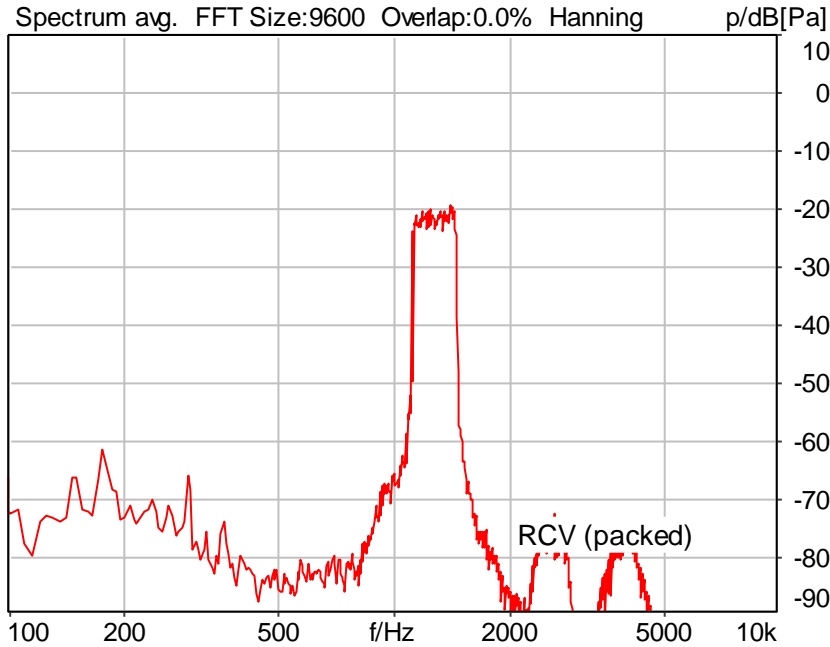
Limits

	lower
Run 1	20.00 dB



### 5.2 RCV Distortion and Noise - 1250 Hz WB

TIA-5050 (2018-01) \ Measurements \ Wideband \ 5.2 Receive Distortion and Noise 2N change frequency range



Distortion (Noise) RCV (packed): 32.96 dB (2.25%) Ok

Ok

10/13/2023 3:06 PM ACQUA 5.1.200

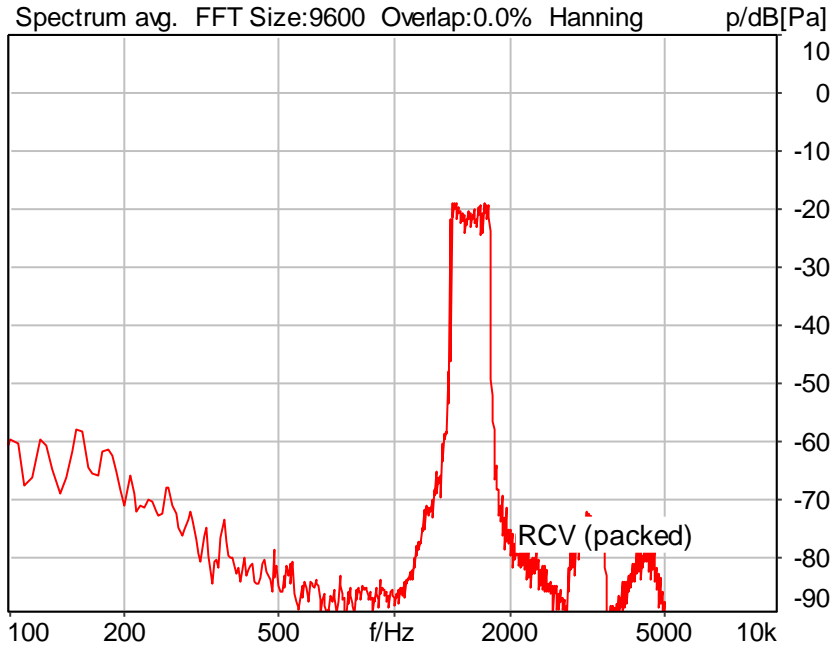
Limits

	lower
Run 1	20.00 dB



### 5.2 RCV Distortion and Noise - 1600 Hz WB

TIA-5050 (2018-01) \ Measurements \ Wideband \ 5.2 Receive Distortion and Noise 2N change frequency range



Distortion (Noise) RCV (packed): 43.62 dB (0.66%) Ok

Ok

10/13/2023 3:06 PM ACQUA 5.1.200

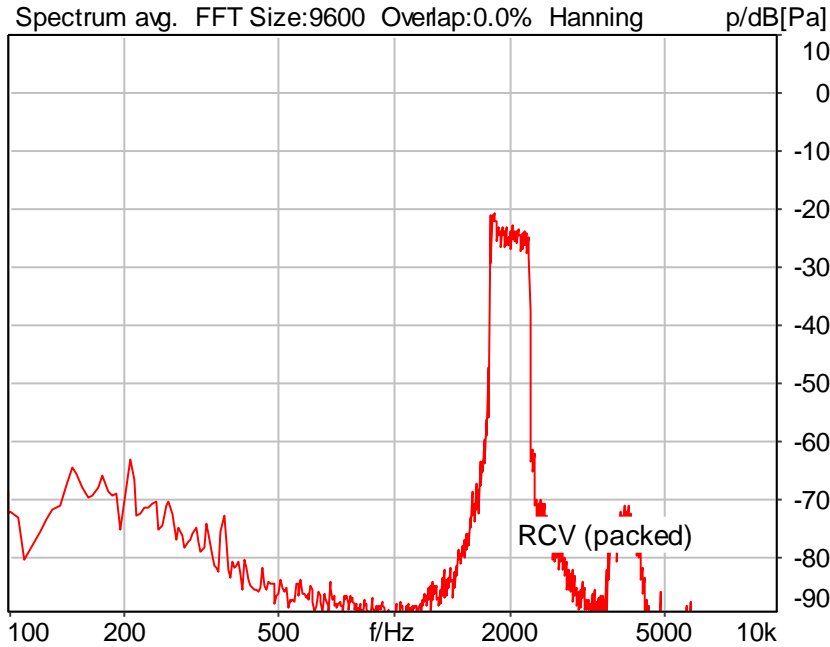
Limits

	lower
Run 1	20.00 dB



### 5.2 RCV Distortion and Noise - 2000 Hz WB

TIA-5050 (2018-01) \ Measurements \ Wideband \ 5.2 Receive Distortion and Noise 2N change frequency range



Distortion (Noise) RCV (packed): 40.94 dB (0.90%) Ok

Ok

10/13/2023 3:07 PM ACQUA 5.1.200

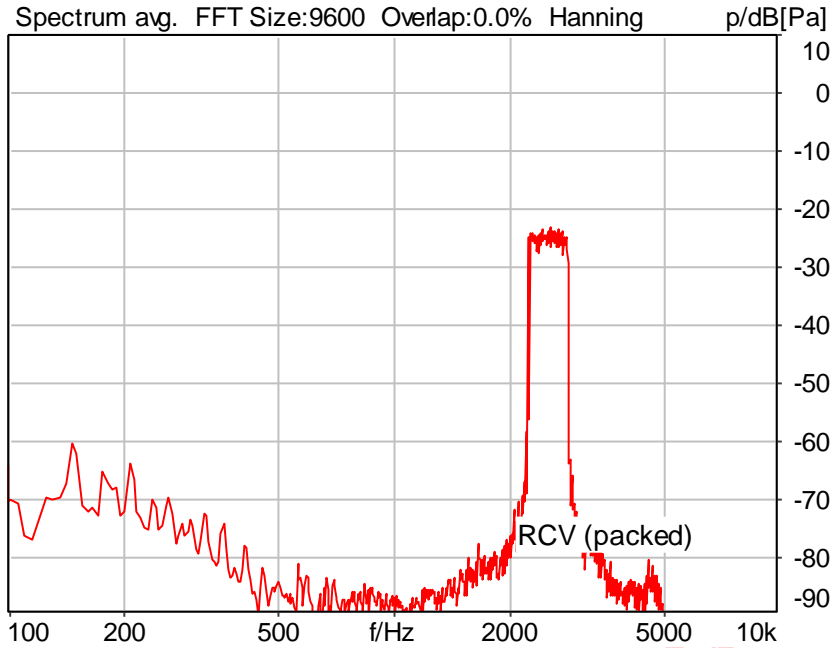
Limits

	lower
Run 1	20.00 dB



### 5.2 RCV Distortion and Noise - 2500 Hz WB

TIA-5050 (2018-01) \ Measurements \ Wideband \ 5.2 Receive Distortion and Noise 2N change frequency range



Distortion (Noise) RCV (packed): 44.89 dB (0.57%) Ok

Ok

10/13/2023 3:07 PM ACQUA 5.1.200

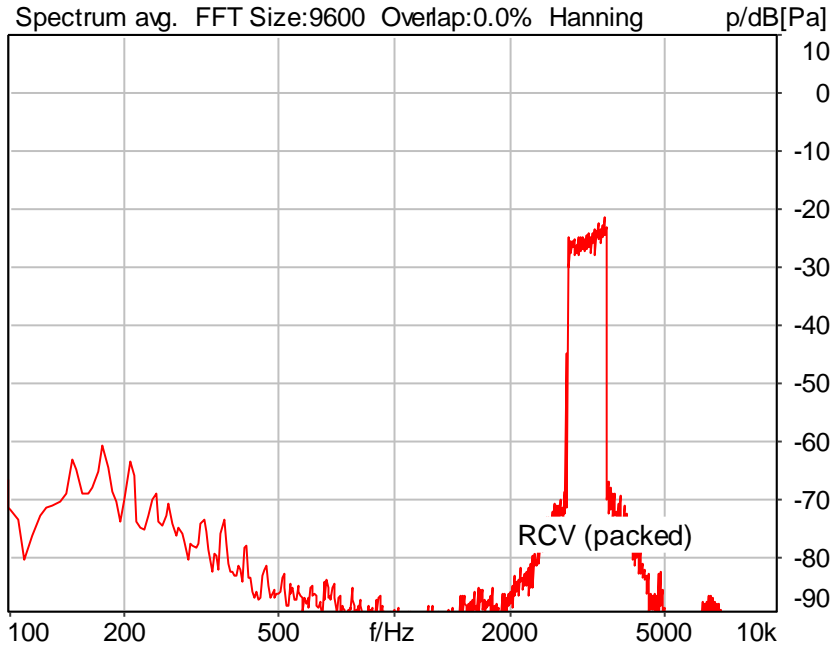
Limits

	lower
Run 1	20.00 dB



### 5.2 RCV Distortion and Noise - 3150 Hz WB

TIA-5050 (2018-01) \ Measurements \ Wideband \ 5.2 Receive Distortion and Noise 2N change frequency range



Distortion (Noise) RCV (packed): 44.67 dB (0.58%) Ok

Ok

10/13/2023 3:08 PM ACQUA 5.1.200

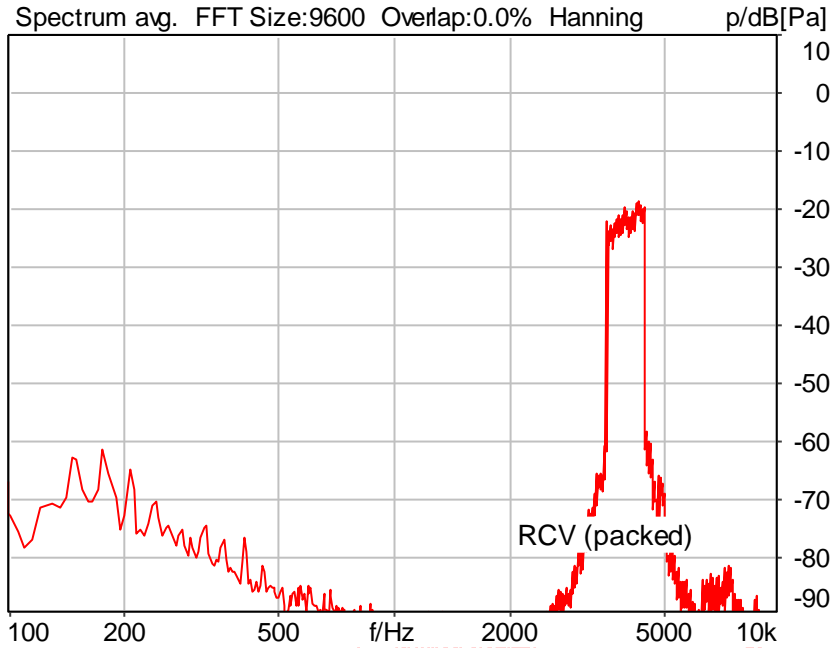
Limits

	lower
Run 1	20.00 dB



### 5.2 RCV Distortion and Noise - 4000 Hz WB

TIA-5050 (2018-01) \ Measurements \ Wideband \ 5.2 Receive Distortion and Noise 2N change frequency range



Distortion (Noise) RCV (packed): 44.07 dB (0.63%) Ok

Ok

10/13/2023 3:08 PM ACQUA 5.1.200

Limits

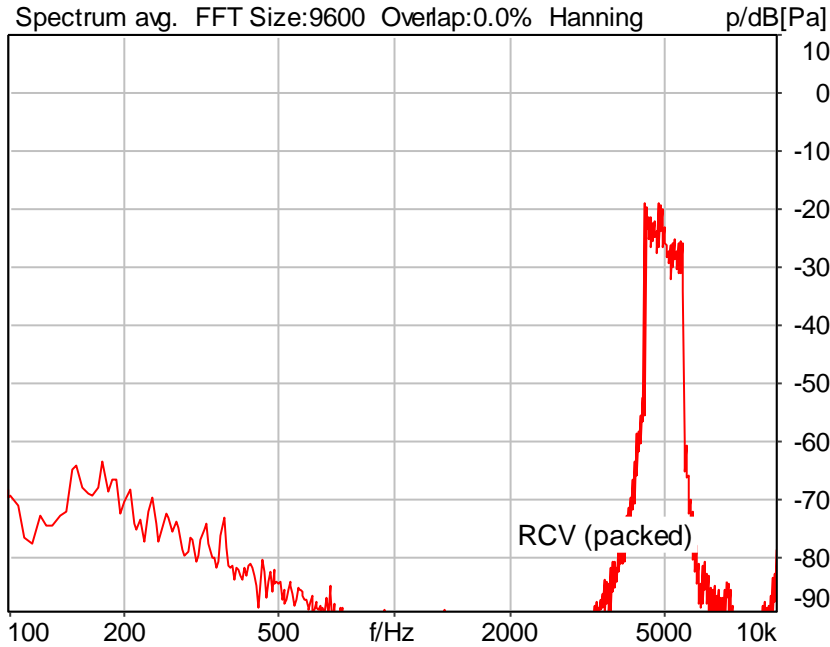
	lower
Run 1	20.00 dB





### 5.2 RCV Distortion and Noise - 5000 Hz WB

TIA-5050 (2018-01) \ Measurements \ Wideband \ 5.2 Receive Distortion and Noise 2N change frequency range



Distortion (Noise) RCV (packed): 39.17 dB (1.10%) Ok

Ok

10/13/2023 3:08 PM ACQUA 5.1.200

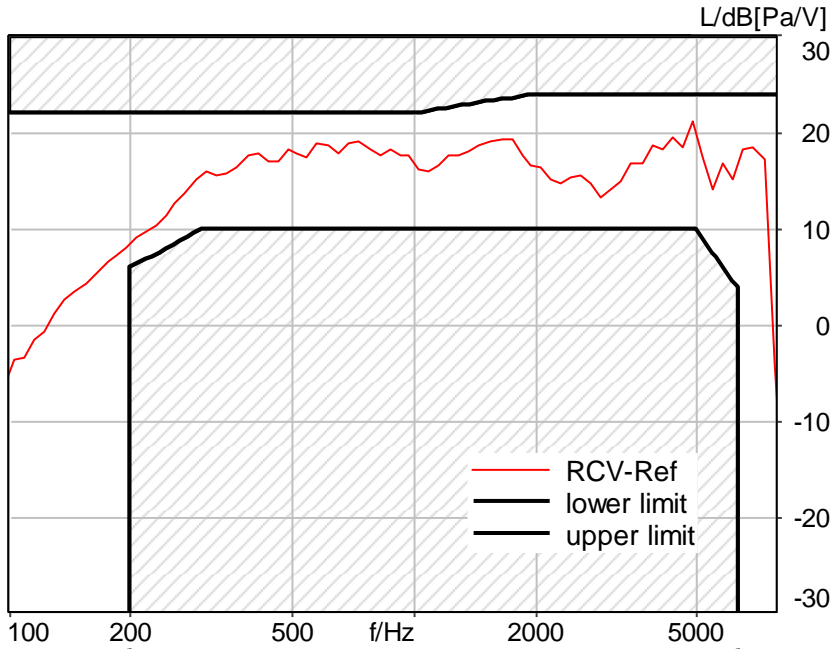
Limits

	lower
Run 1	20.00 dB



### 5.3 Frequency Response 8N FF

TIA-5050 (2018-01) \ Measurements \ Wideband



Absolute minimal distance  
2.82 dB at 4870.0 Hz Ok

**Ok**

10/13/2023 3:09 PM ACQUA 5.1.200  
Unmodified HEAD acoustics Measurement Descriptor

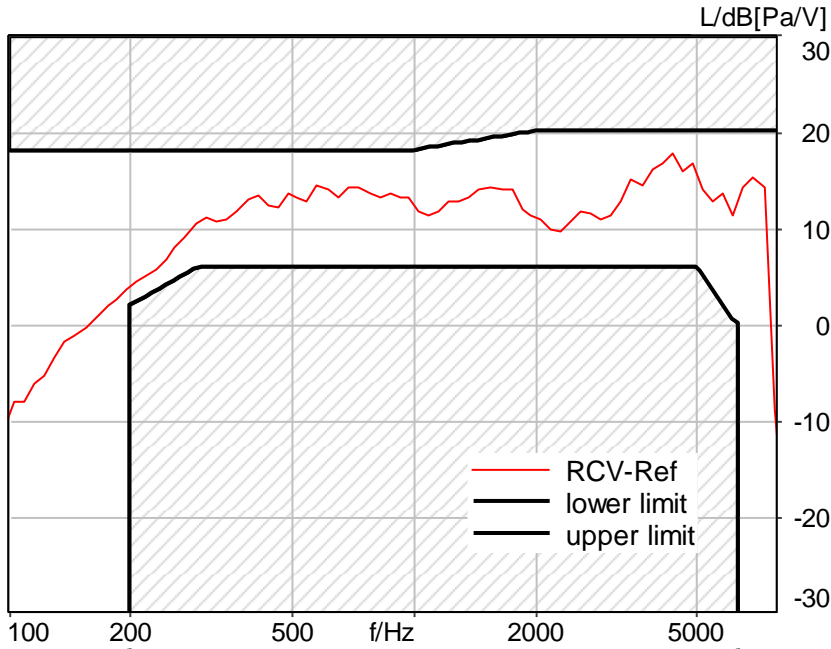
**Limits**

	<b>lower</b>
Run 1	Fit into tolerance



### 5.3 Frequency Response 2N FF

TIA-5050 (2018-01) \ Measurements \ Wideband



Absolute minimal distance  
2.20 dB at 4369.4 Hz Ok

Ok

10/13/2023 3:10 PM ACQUA 5.1.200

**Limits**

	<b>lower</b>
Run 1	Fit into tolerance



#15 NR n48 EVS WB 24.4Kbps

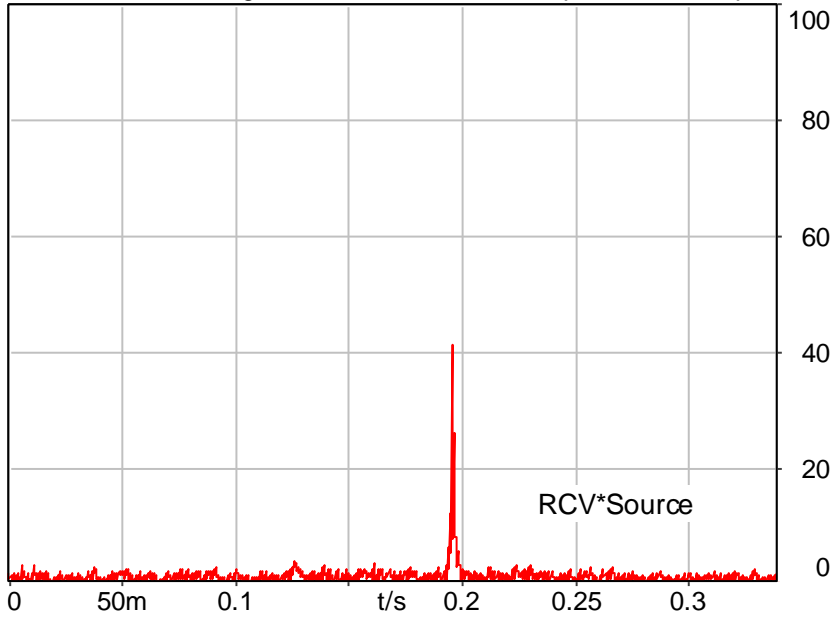
SMD	Status	Single Value Description	Single Value
Overall Receive Delay WB	Done	Delay (Cross) [ms]	196.0
5.1a Receive Volume Control Performance 8N WB	Ok	Speech Level [dB[SPL]]	89.33
5.1b Receive Volume Control Performance 2N WB	Ok	Speech Level [dB[SPL]]	88.51
5.2 RCV Distortion and Noise - 250 Hz WB	Ok	Distortion (Noise) [dB], 0.0 dB	25.55
5.2 RCV Distortion and Noise - 315 Hz WB	Ok	Distortion (Noise) [dB], 0.0 dB	23.91
5.2 RCV Distortion and Noise - 400 Hz WB	Ok	Distortion (Noise) [dB], 0.0 dB	22.95
5.2 RCV Distortion and Noise - 500 Hz WB	Ok	Distortion (Noise) [dB], 0.0 dB	30.77
5.2 RCV Distortion and Noise - 630 Hz WB	Ok	Distortion (Noise) [dB], 0.0 dB	38.27
5.2 RCV Distortion and Noise - 800 Hz WB	Ok	Distortion (Noise) [dB], 0.0 dB	41.22
5.2 RCV Distortion and Noise - 1000 Hz WB	Ok	Distortion (Noise) [dB], 0.0 dB	45.17
5.2 RCV Distortion and Noise - 1250 Hz WB	Ok	Distortion (Noise) [dB], 0.0 dB	33.59
5.2 RCV Distortion and Noise - 1600 Hz WB	Ok	Distortion (Noise) [dB], 0.0 dB	44.47
5.2 RCV Distortion and Noise - 2000 Hz WB	Ok	Distortion (Noise) [dB], 0.0 dB	41.57
5.2 RCV Distortion and Noise - 2500 Hz WB	Ok	Distortion (Noise) [dB], 0.0 dB	45.11
5.2 RCV Distortion and Noise - 3150 Hz WB	Ok	Distortion (Noise) [dB], 0.0 dB	43.90
5.2 RCV Distortion and Noise - 4000 Hz WB	Ok	Distortion (Noise) [dB], 0.0 dB	43.14
5.2 RCV Distortion and Noise - 5000 Hz WB	Ok	Distortion (Noise) [dB], 0.0 dB	40.21
5.2 RCV Distortion and Noise - 250 Hz WB	Ok	Distortion (Noise) [dB], 0.0 dB	25.48
5.2 RCV Distortion and Noise - 315 Hz WB	Ok	Distortion (Noise) [dB], 0.0 dB	23.95
5.2 RCV Distortion and Noise - 400 Hz WB	Ok	Distortion (Noise) [dB], 0.0 dB	23.06
5.2 RCV Distortion and Noise - 500 Hz WB	Ok	Distortion (Noise) [dB], 0.0 dB	30.93
5.2 RCV Distortion and Noise - 630 Hz WB	Ok	Distortion (Noise) [dB], 0.0 dB	38.01
5.2 RCV Distortion and Noise - 800 Hz WB	Ok	Distortion (Noise) [dB], 0.0 dB	41.21
5.2 RCV Distortion and Noise - 1000 Hz WB	Ok	Distortion (Noise) [dB], 0.0 dB	45.21
5.2 RCV Distortion and Noise - 1250 Hz WB	Ok	Distortion (Noise) [dB], 0.0 dB	33.00
5.2 RCV Distortion and Noise - 1600 Hz WB	Ok	Distortion (Noise) [dB], 0.0 dB	43.63
5.2 RCV Distortion and Noise - 2000 Hz WB	Ok	Distortion (Noise) [dB], 0.0 dB	41.12
5.2 RCV Distortion and Noise - 2500 Hz WB	Ok	Distortion (Noise) [dB], 0.0 dB	45.06
5.2 RCV Distortion and Noise - 3150 Hz WB	Ok	Distortion (Noise) [dB], 0.0 dB	44.62
5.2 RCV Distortion and Noise - 4000 Hz WB	Ok	Distortion (Noise) [dB], 0.0 dB	44.30
5.2 RCV Distortion and Noise - 5000 Hz WB	Ok	Distortion (Noise) [dB], 0.0 dB	39.15
5.3 Frequency Response 8N FF	Ok	Min. dist. to tolerance scheme [dB], 731.5 Hz	2.88
5.3 Frequency Response 2N FF	Ok	Min. dist. to tolerance scheme [dB], 4369.4 Hz	2.09



### Overall Receive Delay WB

TIA-5050 (2018-01) \ Measurements \ Wideband \ Preparation - Delay measurement

Cross correlation avg. FFT Size:131072 Overlap:0.0% Envelope %



Delay (Cross): 196.0 ms

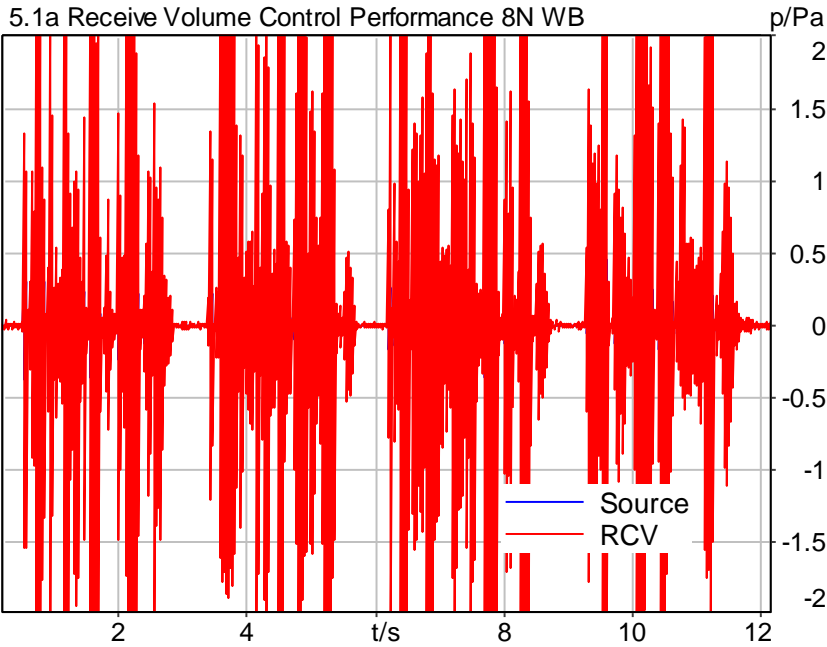
10/13/2023 10:20 PM ACQUA 5.1.200

Unmodified HEAD acoustics Measurement Descriptor



### 5.1a Receive Volume Control Performance 8N WB

TIA-5050 (2018-01) \ Measurements \ Wideband



Speech Level RCV: 89.33 dB[SPL], Act.: 59.00% Ok

**Ok**

10/13/2023 10:20 PM ACQUA 5.1.200

Unmodified HEAD acoustics Measurement Descriptor

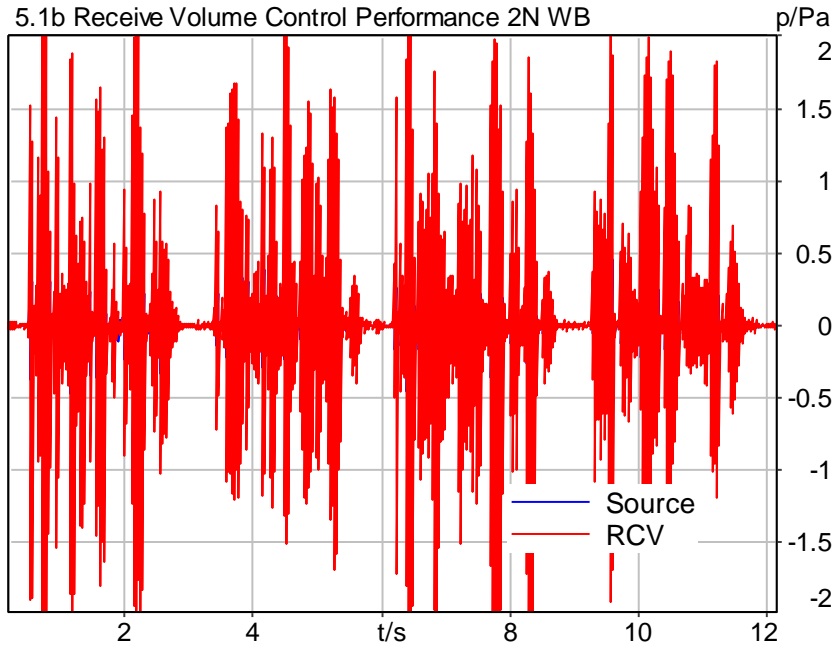
**Limits**

	<b>lower</b>
Run 1	88.00 dB20uPa



### 5.1b Receive Volume Control Performance 2N WB

TIA-5050 (2018-01) \ Measurements \ Wideband



Speech Level RCV: 88.51 dB[SPL], Act.: 27.91% Ok

**Ok**

10/13/2023 10:36 PM ACQUA 5.1.200

Unmodified HEAD acoustics Measurement Descriptor

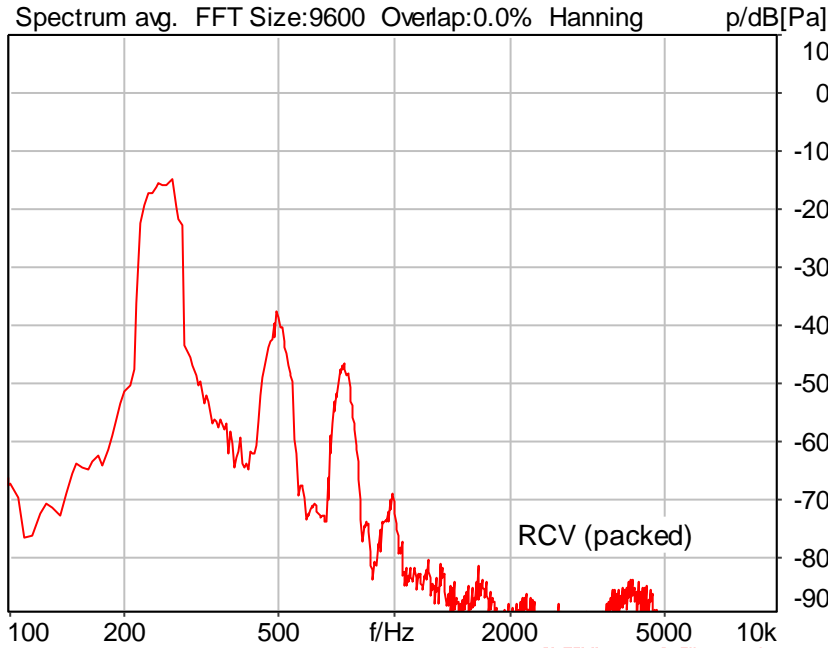
**Limits**

	<b>lower</b>
Run 1	76.00 dB20uPa



### 5.2 RCV Distortion and Noise - 250 Hz WB

TIA-5050 (2018-01) \ Measurements \ Wideband \ 5.2 Receive Distortion and Noise 8N change frequency range



Distortion (Noise) RCV (packed): 25.55 dB (5.28%) Ok

Ok

10/13/2023 10:21 PM ACQUA 5.1.200

Limits

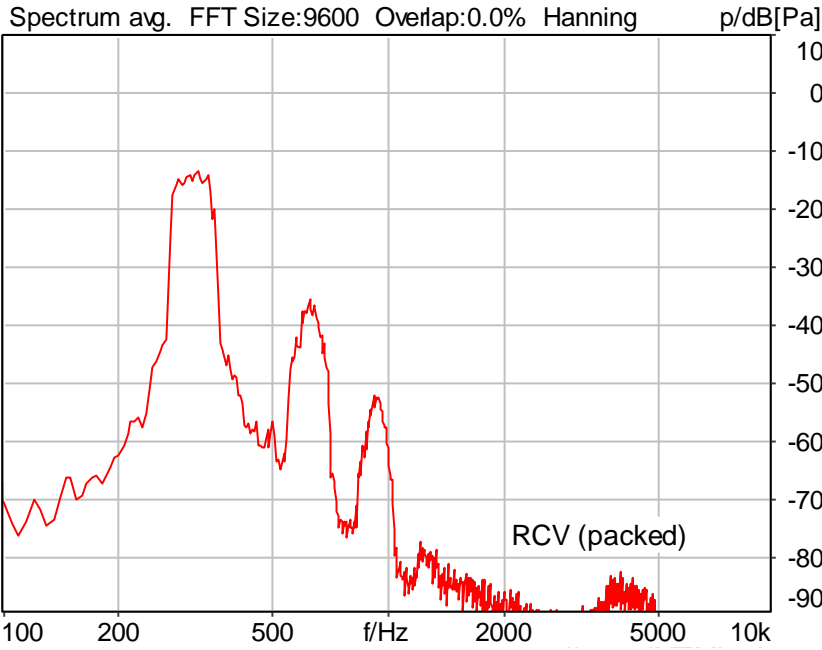
	lower
Run 1	20.00 dB





### 5.2 RCV Distortion and Noise - 315 Hz WB

TIA-5050 (2018-01) \ Measurements \ Wideband \ 5.2 Receive Distortion and Noise 8N change frequency range



Distortion (Noise) RCV (packed): 23.91 dB (6.37%) Ok

Ok

10/13/2023 10:22 PM ACQUA 5.1.200

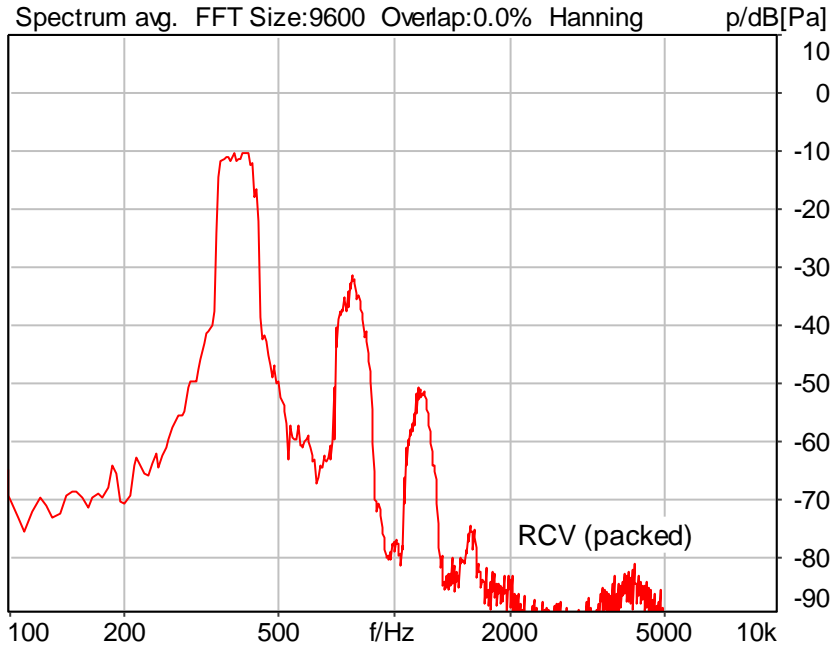
Limits

	lower
Run 1	20.00 dB



### 5.2 RCV Distortion and Noise - 400 Hz WB

TIA-5050 (2018-01) \ Measurements \ Wideband \ 5.2 Receive Distortion and Noise 8N change frequency range



Distortion (Noise) RCV (packed): 22.95 dB (7.12%) Ok

Ok

10/13/2023 10:22 PM ACQUA 5.1.200

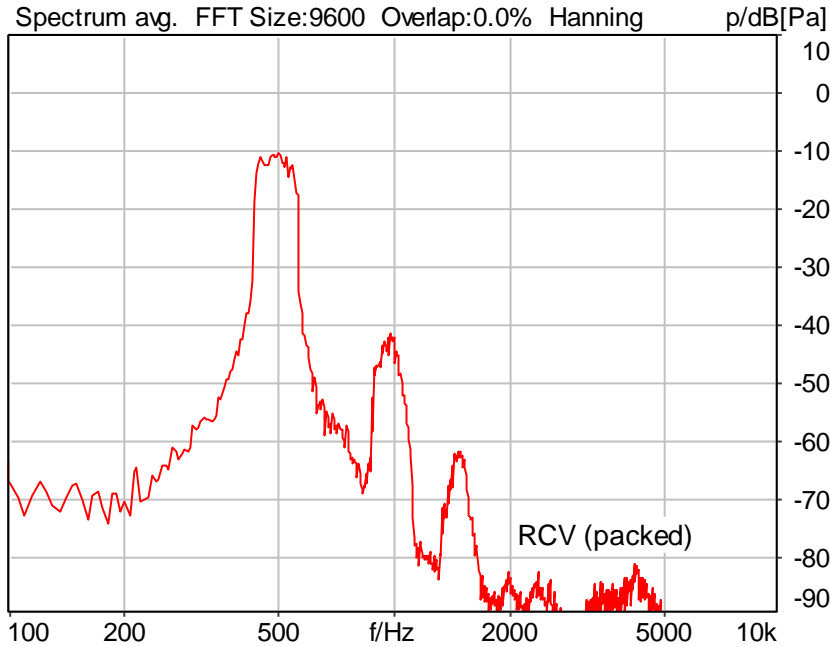
Limits

	lower
Run 1	20.00 dB



### 5.2 RCV Distortion and Noise - 500 Hz WB

TIA-5050 (2018-01) \ Measurements \ Wideband \ 5.2 Receive Distortion and Noise 8N change frequency range



Distortion (Noise) RCV (packed): 30.77 dB (2.89%) Ok

Ok

10/13/2023 10:23 PM ACQUA 5.1.200

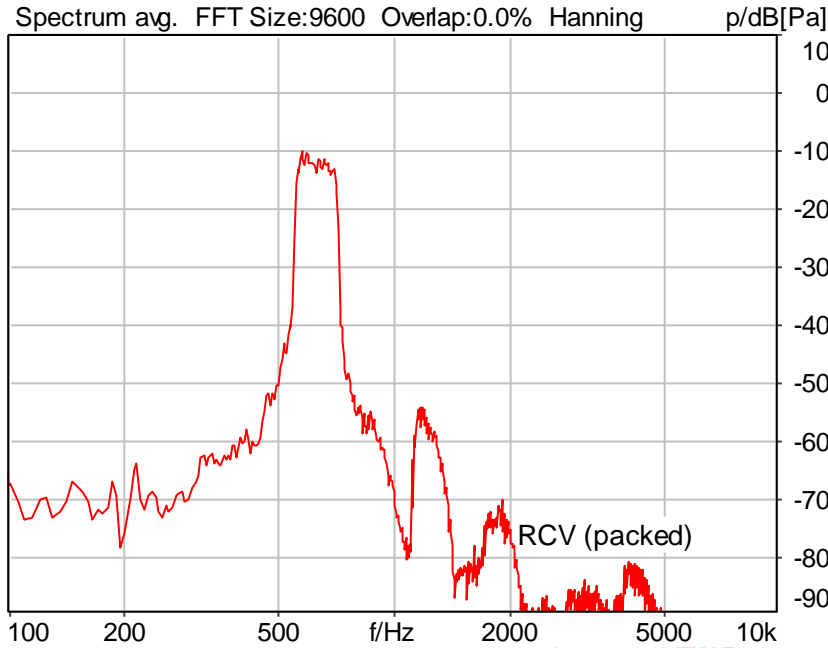
Limits

	lower
Run 1	20.00 dB



### 5.2 RCV Distortion and Noise - 630 Hz WB

TIA-5050 (2018-01) \ Measurements \ Wideband \ 5.2 Receive Distortion and Noise 8N change frequency range



Distortion (Noise) RCV (packed): 38.27 dB (1.22%) Ok

Ok

10/13/2023 10:23 PM ACQUA 5.1.200

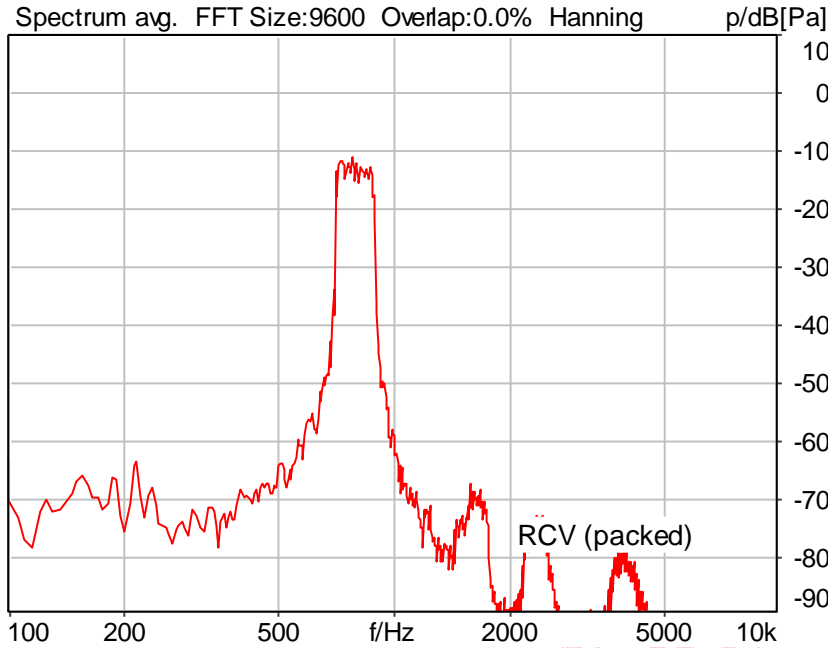
Limits

	lower
Run 1	20.00 dB



### 5.2 RCV Distortion and Noise - 800 Hz WB

TIA-5050 (2018-01) \ Measurements \ Wideband \ 5.2 Receive Distortion and Noise 8N change frequency range



Distortion (Noise) RCV (packed): 41.22 dB (0.87%) Ok

Ok

10/13/2023 10:23 PM ACQUA 5.1.200

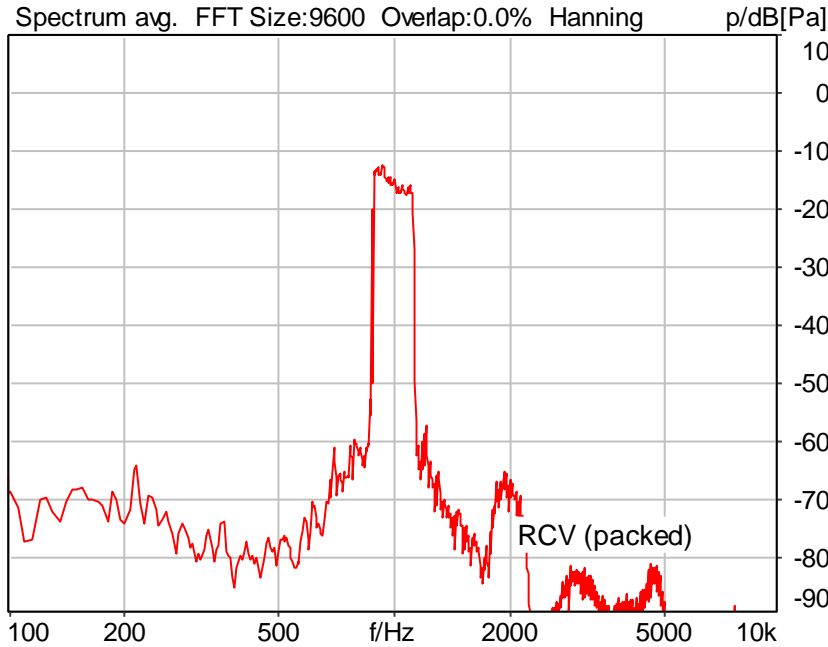
Limits

	lower
Run 1	20.00 dB



### 5.2 RCV Distortion and Noise - 1000 Hz WB

TIA-5050 (2018-01) \ Measurements \ Wideband \ 5.2 Receive Distortion and Noise 8N change frequency range



Distortion (Noise) RCV (packed): 45.17 dB (0.55%) Ok

Ok

10/13/2023 10:24 PM ACQUA 5.1.200

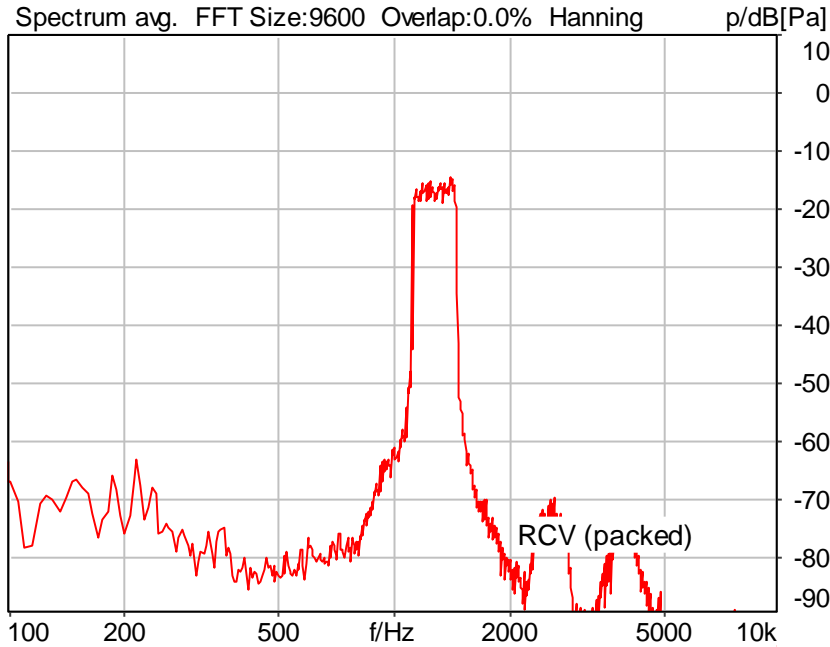
Limits

	lower
Run 1	20.00 dB



### 5.2 RCV Distortion and Noise - 1250 Hz WB

TIA-5050 (2018-01) \ Measurements \ Wideband \ 5.2 Receive Distortion and Noise 8N change frequency range



Distortion (Noise) RCV (packed): 33.59 dB (2.09%) Ok

Ok

10/13/2023 10:24 PM ACQUA 5.1.200

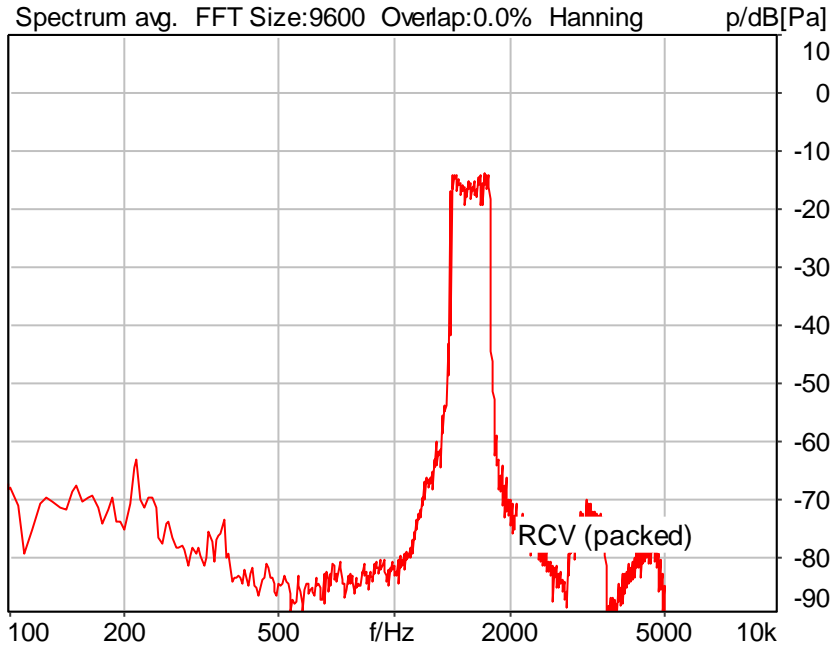
Limits

	lower
Run 1	20.00 dB



### 5.2 RCV Distortion and Noise - 1600 Hz WB

TIA-5050 (2018-01) \ Measurements \ Wideband \ 5.2 Receive Distortion and Noise 8N change frequency range



Distortion (Noise) RCV (packed): 44.47 dB (0.60%) Ok

Ok

10/13/2023 10:25 PM ACQUA 5.1.200

Limits

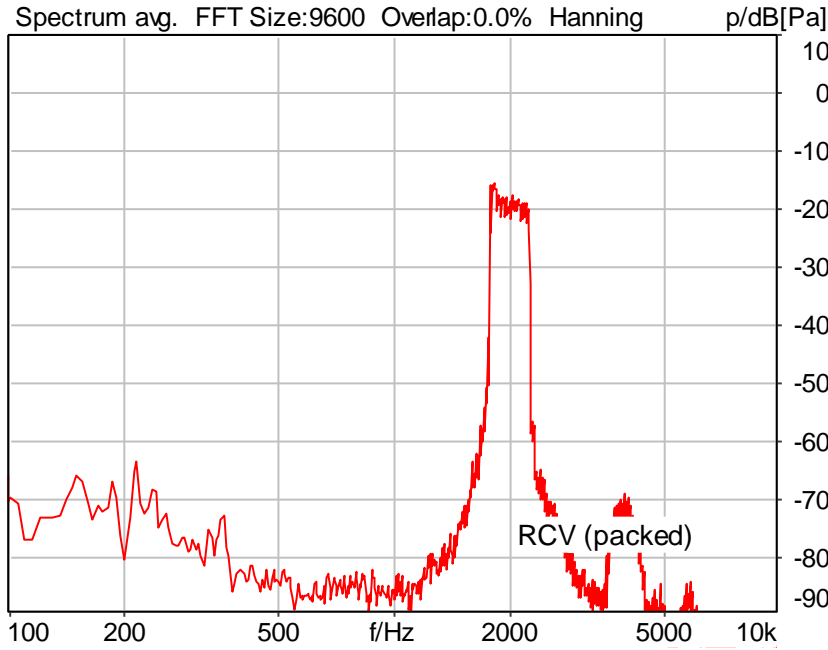
	lower
Run 1	20.00 dB





### 5.2 RCV Distortion and Noise - 2000 Hz WB

TIA-5050 (2018-01) \ Measurements \ Wideband \ 5.2 Receive Distortion and Noise 8N change frequency range



Distortion (Noise) RCV (packed): 41.57 dB (0.83%) Ok

Ok

10/13/2023 10:25 PM ACQUA 5.1.200

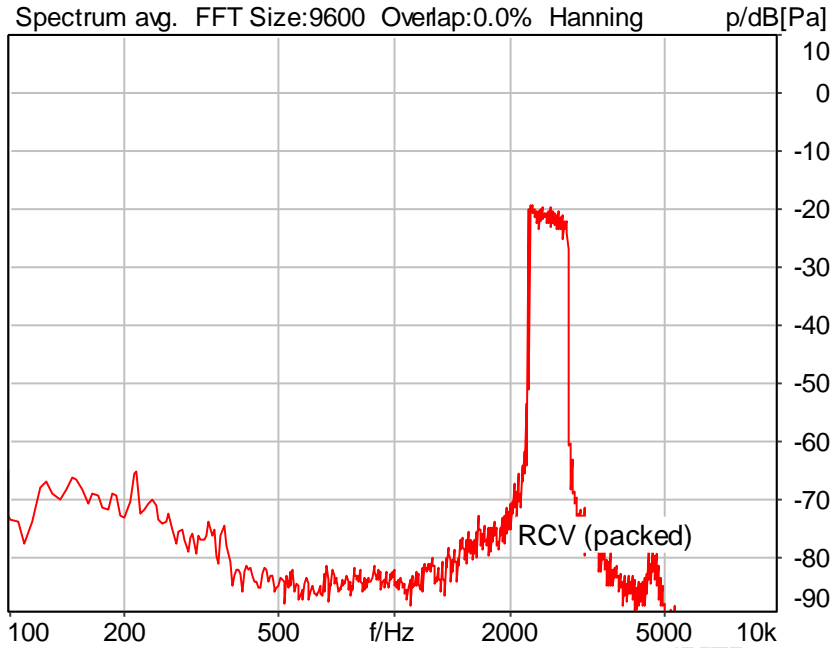
Limits

	lower
Run 1	20.00 dB



### 5.2 RCV Distortion and Noise - 2500 Hz WB

TIA-5050 (2018-01) \ Measurements \ Wideband \ 5.2 Receive Distortion and Noise 8N change frequency range



Distortion (Noise) RCV (packed): 45.11 dB (0.56%) Ok

Ok

10/13/2023 10:26 PM ACQUA 5.1.200

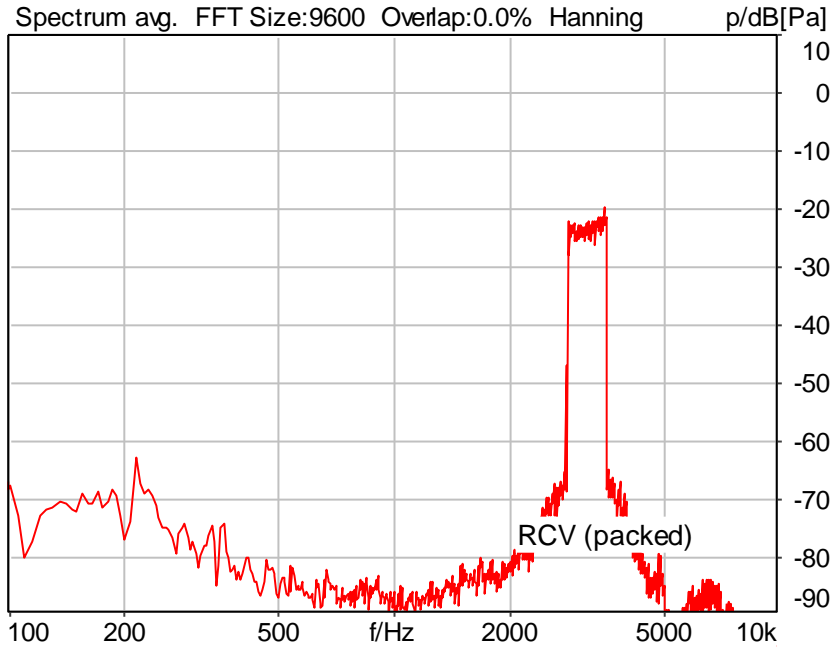
Limits

	lower
Run 1	20.00 dB



### 5.2 RCV Distortion and Noise - 3150 Hz WB

TIA-5050 (2018-01) \ Measurements \ Wideband \ 5.2 Receive Distortion and Noise 8N change frequency range



Distortion (Noise) RCV (packed): 43.90 dB (0.64%) Ok

Ok

10/13/2023 10:26 PM ACQUA 5.1.200

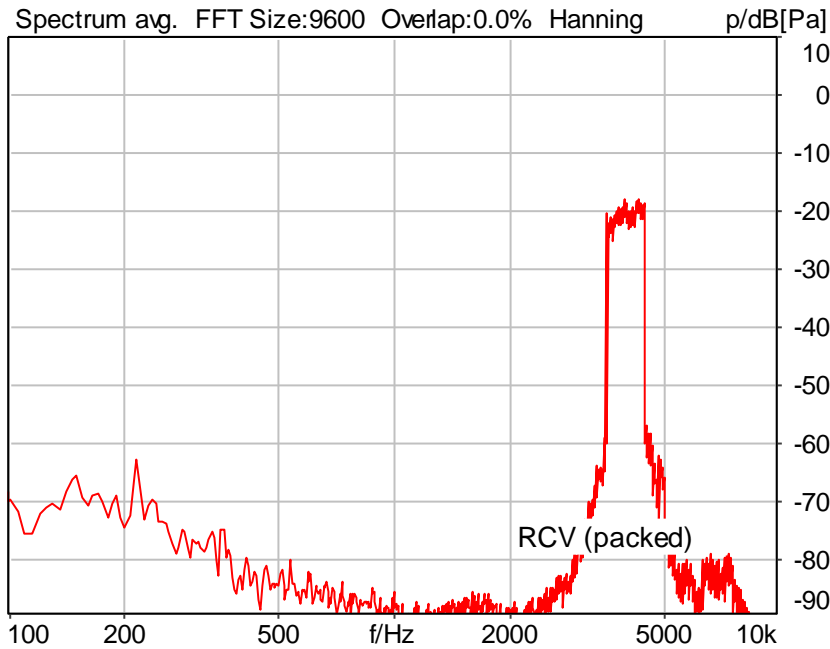
Limits

	lower
Run 1	20.00 dB



### 5.2 RCV Distortion and Noise - 4000 Hz WB

TIA-5050 (2018-01) \ Measurements \ Wideband \ 5.2 Receive Distortion and Noise 8N change frequency range



Distortion (Noise) RCV (packed): 43.14 dB (0.70%) Ok

Ok

10/13/2023 10:27 PM ACQUA 5.1.200

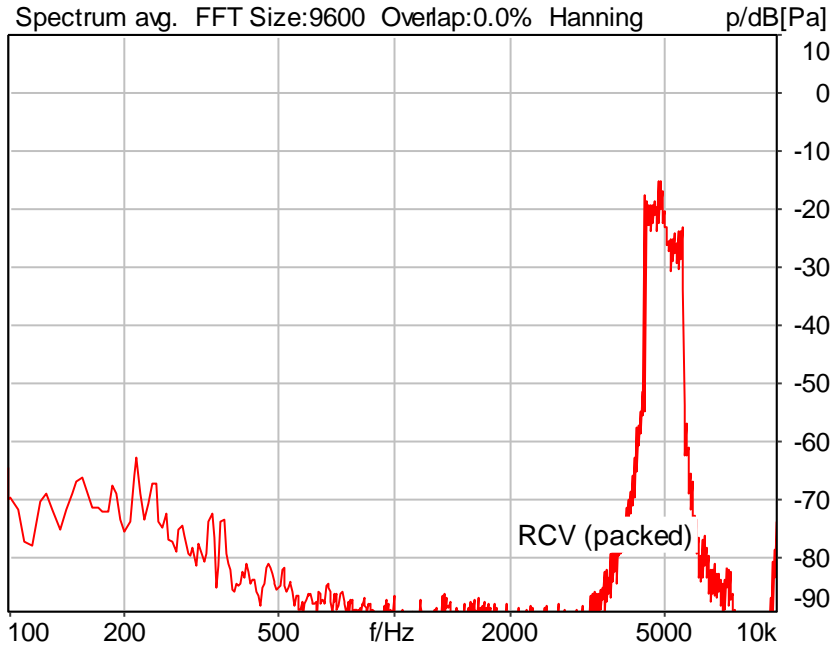
Limits

	lower
Run 1	20.00 dB



### 5.2 RCV Distortion and Noise - 5000 Hz WB

TIA-5050 (2018-01) \ Measurements \ Wideband \ 5.2 Receive Distortion and Noise 8N change frequency range



Distortion (Noise) RCV (packed): 40.21 dB (0.98%) Ok

Ok

10/13/2023 10:27 PM ACQUA 5.1.200

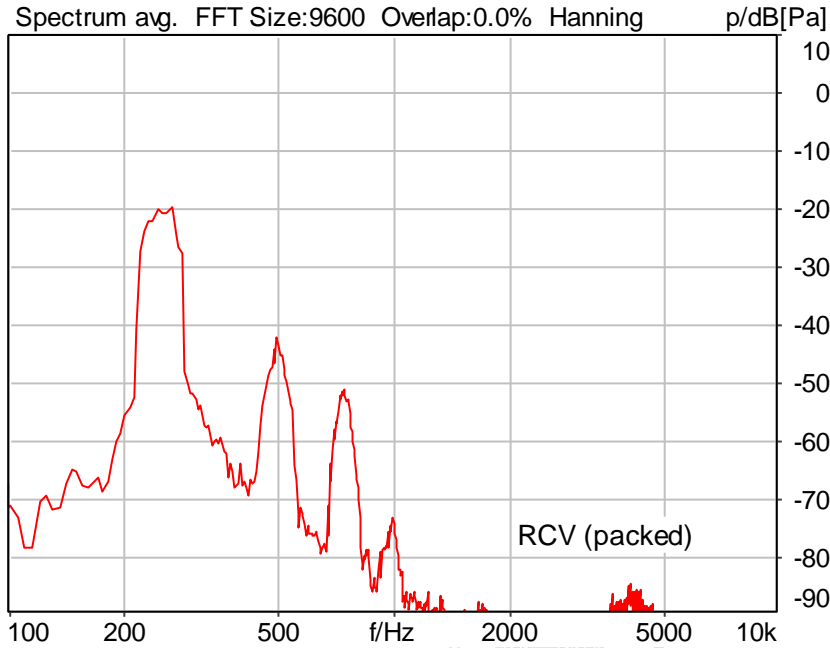
Limits

	lower
Run 1	20.00 dB



### 5.2 RCV Distortion and Noise - 250 Hz WB

TIA-5050 (2018-01) \ Measurements \ Wideband \ 5.2 Receive Distortion and Noise 2N change frequency range



Distortion (Noise) RCV (packed): 25.48 dB (5.32%) Ok

Ok

10/13/2023 10:28 PM ACQUA 5.1.200

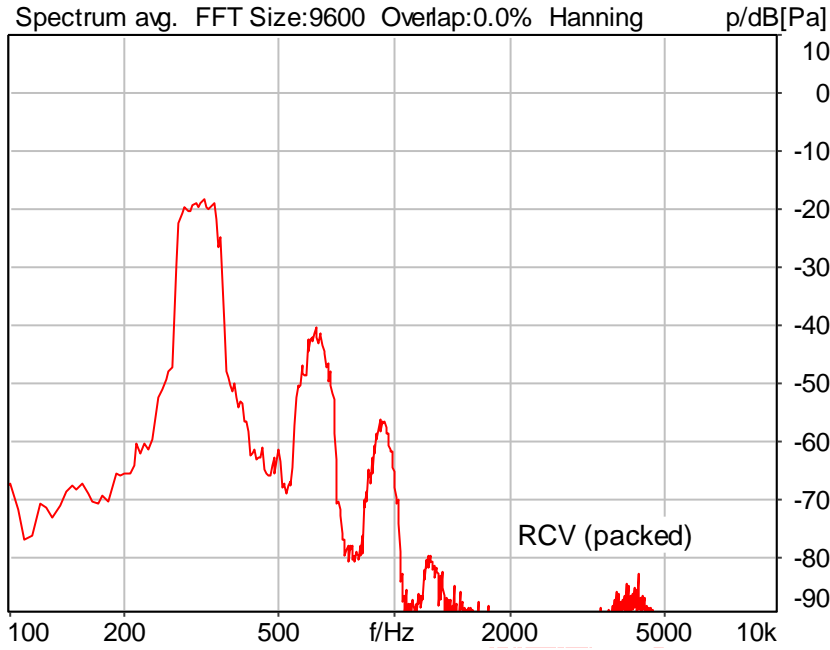
Limits

	lower
Run 1	20.00 dB



### 5.2 RCV Distortion and Noise - 315 Hz WB

TIA-5050 (2018-01) \ Measurements \ Wideband \ 5.2 Receive Distortion and Noise 2N change frequency range



Distortion (Noise) RCV (packed): 23.95 dB (6.35%) Ok

Ok

10/13/2023 10:28 PM ACQUA 5.1.200

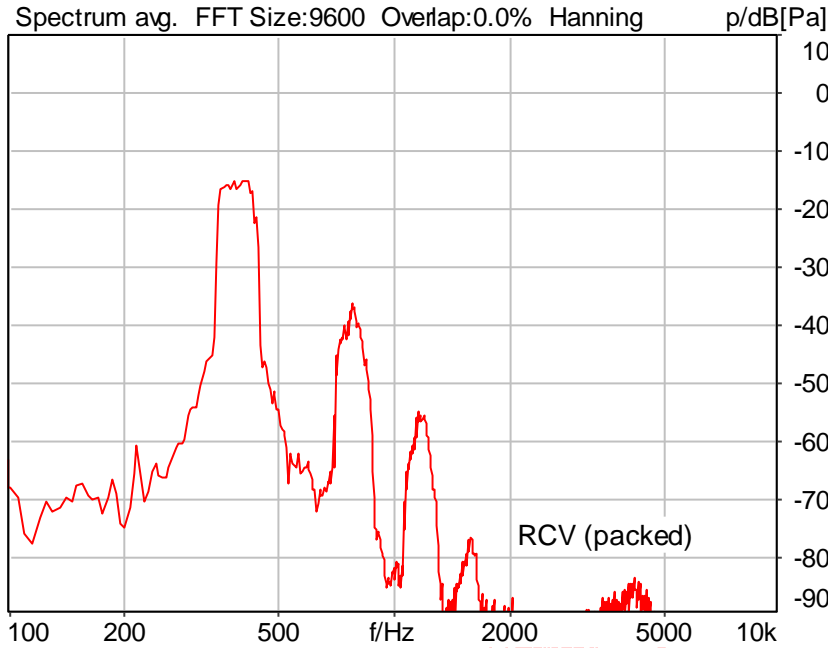
Limits

	lower
Run 1	20.00 dB



### 5.2 RCV Distortion and Noise - 400 Hz WB

TIA-5050 (2018-01) \ Measurements \ Wideband \ 5.2 Receive Distortion and Noise 2N change frequency range



Distortion (Noise) RCV (packed): 23.06 dB (7.03%) Ok

Ok

10/13/2023 10:29 PM ACQUA 5.1.200

Limits

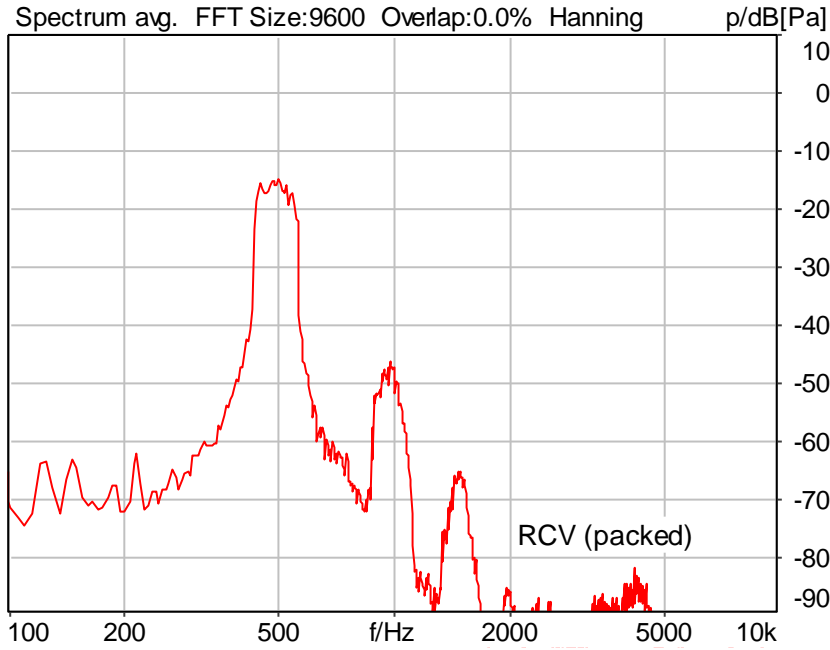
	lower
Run 1	20.00 dB





### 5.2 RCV Distortion and Noise - 500 Hz WB

TIA-5050 (2018-01) \ Measurements \ Wideband \ 5.2 Receive Distortion and Noise 2N change frequency range



Distortion (Noise) RCV (packed): 30.93 dB (2.84%) Ok

Ok

10/13/2023 10:29 PM ACQUA 5.1.200

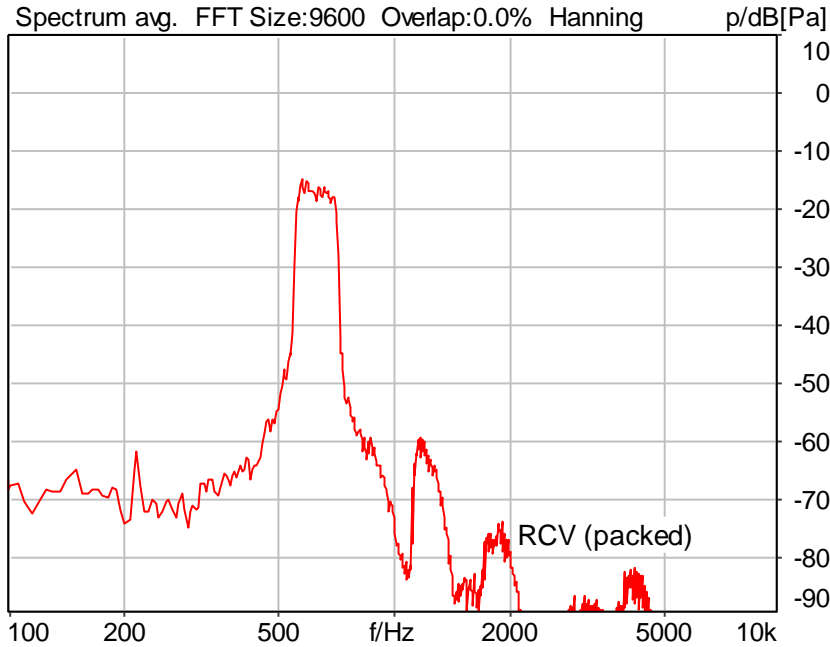
Limits

	lower
Run 1	20.00 dB



### 5.2 RCV Distortion and Noise - 630 Hz WB

TIA-5050 (2018-01) \ Measurements \ Wideband \ 5.2 Receive Distortion and Noise 2N change frequency range



Distortion (Noise) RCV (packed): 38.01 dB (1.26%) Ok

Ok

10/13/2023 10:30 PM ACQUA 5.1.200

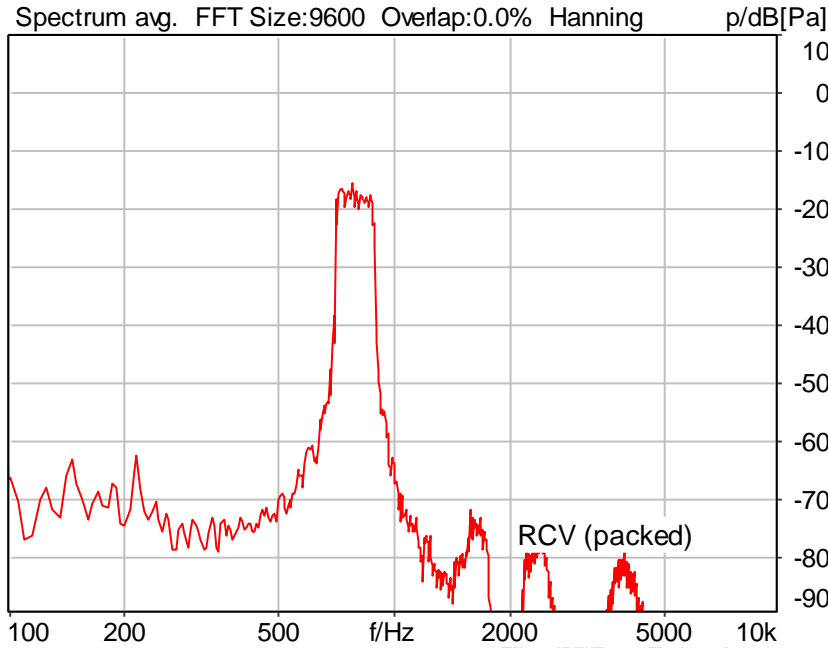
Limits

	lower
Run 1	20.00 dB



### 5.2 RCV Distortion and Noise - 800 Hz WB

TIA-5050 (2018-01) \ Measurements \ Wideband \ 5.2 Receive Distortion and Noise 2N change frequency range



Distortion (Noise) RCV (packed): 41.21 dB (0.87%) Ok

Ok

10/13/2023 10:30 PM ACQUA 5.1.200

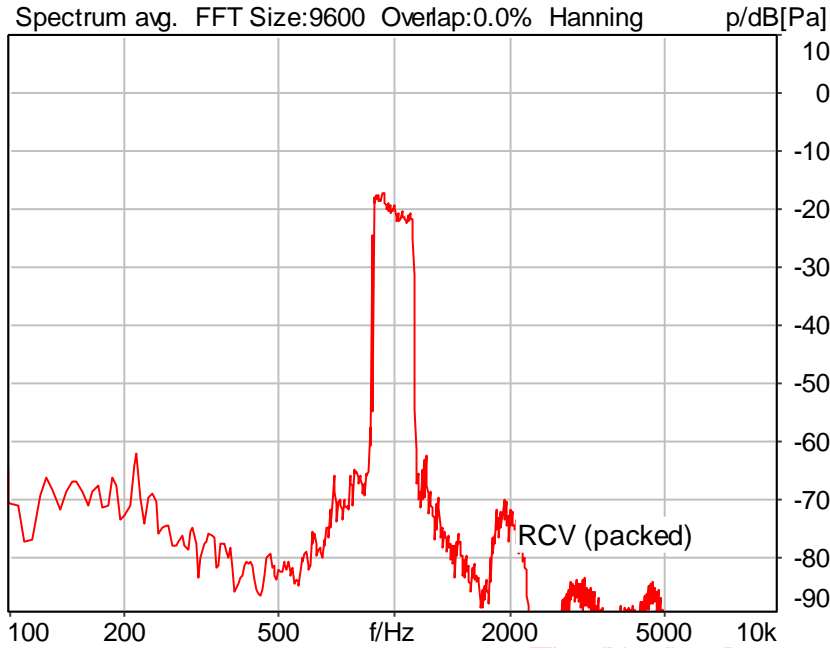
Limits

	lower
Run 1	20.00 dB



### 5.2 RCV Distortion and Noise - 1000 Hz WB

TIA-5050 (2018-01) \ Measurements \ Wideband \ 5.2 Receive Distortion and Noise 2N change frequency range



Distortion (Noise) RCV (packed): 45.21 dB (0.55%) Ok

Ok

10/13/2023 10:31 PM ACQUA 5.1.200

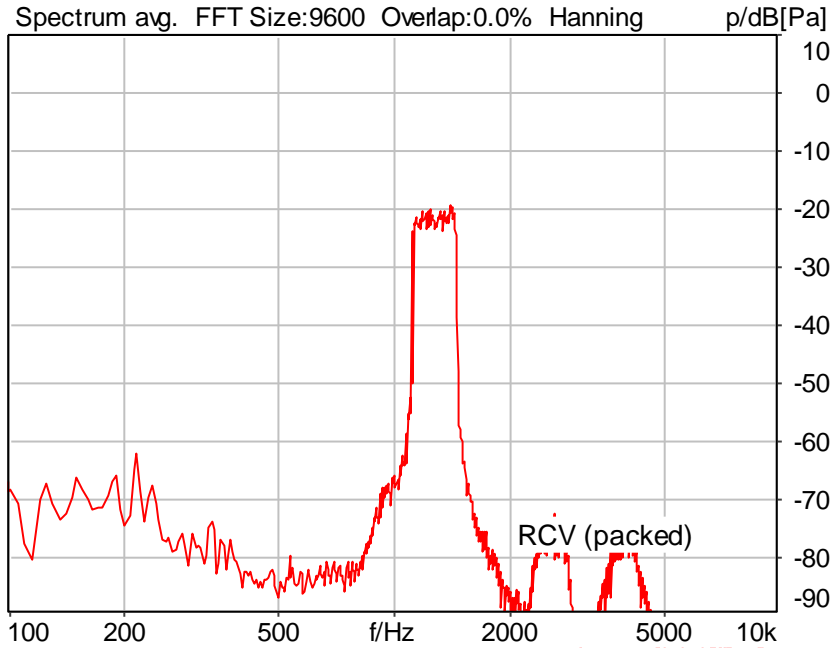
Limits

	lower
Run 1	20.00 dB



### 5.2 RCV Distortion and Noise - 1250 Hz WB

TIA-5050 (2018-01) \ Measurements \ Wideband \ 5.2 Receive Distortion and Noise 2N change frequency range



Distortion (Noise) RCV (packed): 33.00 dB (2.24%) Ok

Ok

10/13/2023 10:31 PM ACQUA 5.1.200

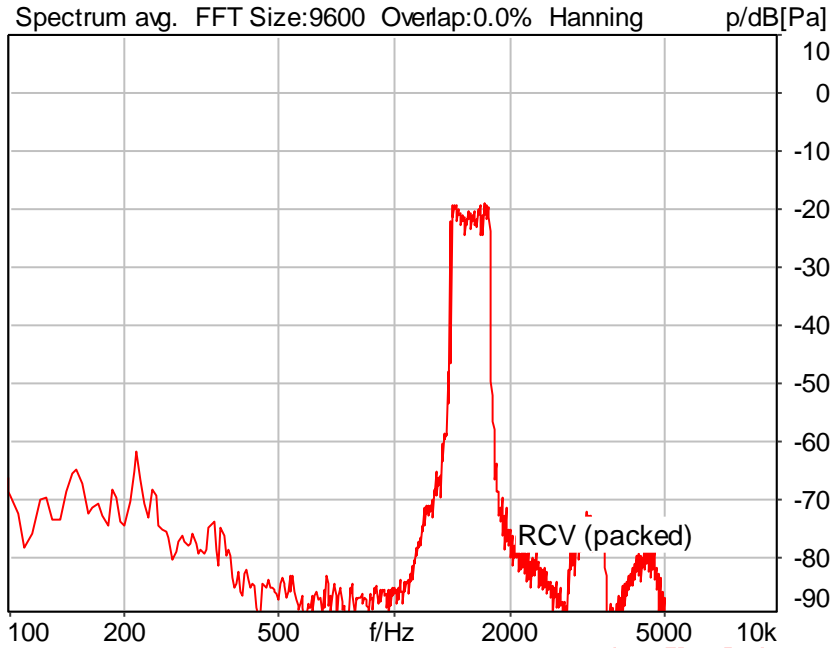
Limits

	lower
Run 1	20.00 dB



### 5.2 RCV Distortion and Noise - 1600 Hz WB

TIA-5050 (2018-01) \ Measurements \ Wideband \ 5.2 Receive Distortion and Noise 2N change frequency range



Distortion (Noise) RCV (packed): 43.63 dB (0.66%) Ok

Ok

10/13/2023 10:32 PM ACQUA 5.1.200

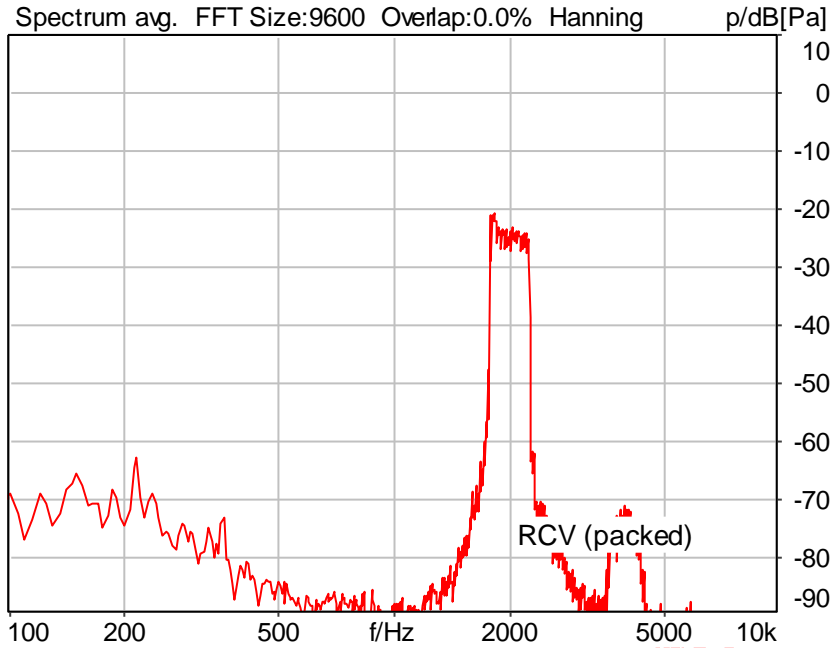
Limits

	lower
Run 1	20.00 dB



### 5.2 RCV Distortion and Noise - 2000 Hz WB

TIA-5050 (2018-01) \ Measurements \ Wideband \ 5.2 Receive Distortion and Noise 2N change frequency range



Distortion (Noise) RCV (packed): 41.12 dB (0.88%) Ok

Ok

10/13/2023 10:32 PM ACQUA 5.1.200

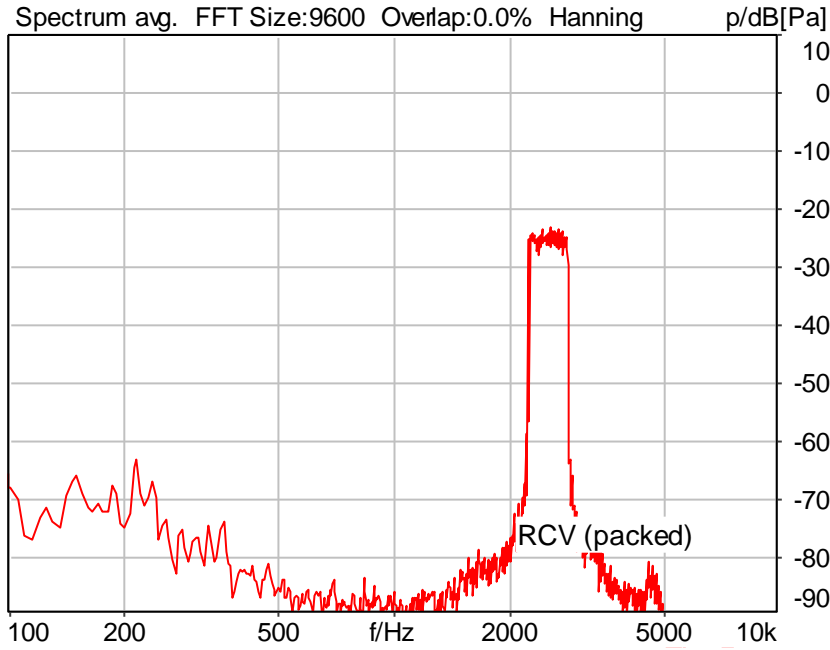
Limits

	lower
Run 1	20.00 dB



### 5.2 RCV Distortion and Noise - 2500 Hz WB

TIA-5050 (2018-01) \ Measurements \ Wideband \ 5.2 Receive Distortion and Noise 2N change frequency range



Distortion (Noise) RCV (packed): 45.06 dB (0.56%) Ok

Ok

10/13/2023 10:32 PM ACQUA 5.1.200

Limits

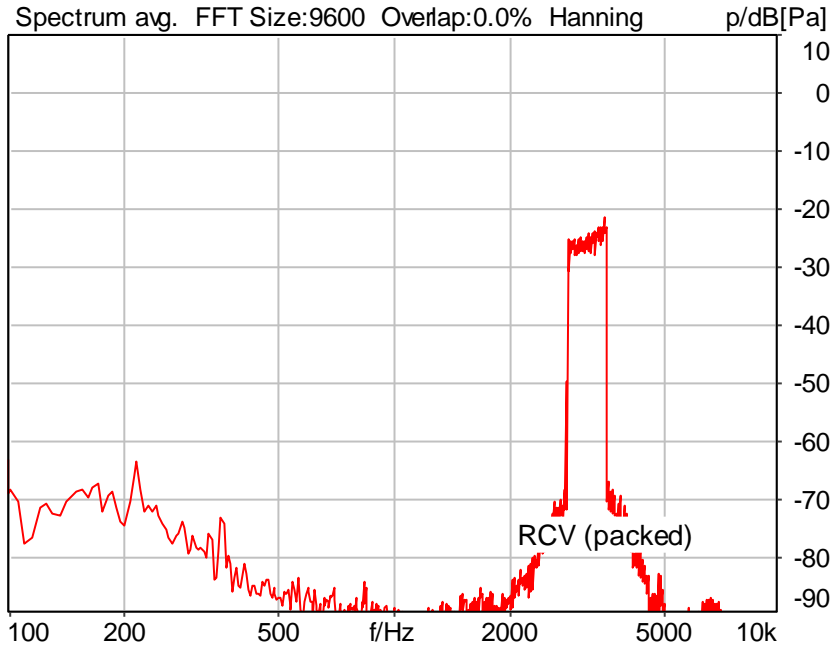
	lower
Run 1	20.00 dB





### 5.2 RCV Distortion and Noise - 3150 Hz WB

TIA-5050 (2018-01) \ Measurements \ Wideband \ 5.2 Receive Distortion and Noise 2N change frequency range



Distortion (Noise) RCV (packed): 44.62 dB (0.59%) Ok

Ok

10/13/2023 10:33 PM ACQUA 5.1.200

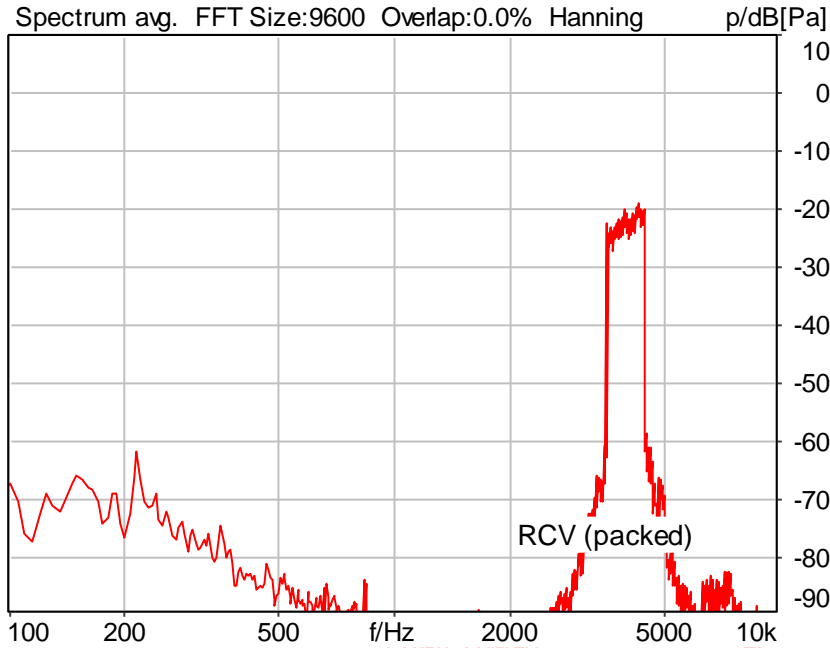
Limits

	lower
Run 1	20.00 dB



### 5.2 RCV Distortion and Noise - 4000 Hz WB

TIA-5050 (2018-01) \ Measurements \ Wideband \ 5.2 Receive Distortion and Noise 2N change frequency range



Distortion (Noise) RCV (packed): 44.30 dB (0.61%) Ok

Ok

10/13/2023 10:33 PM ACQUA 5.1.200

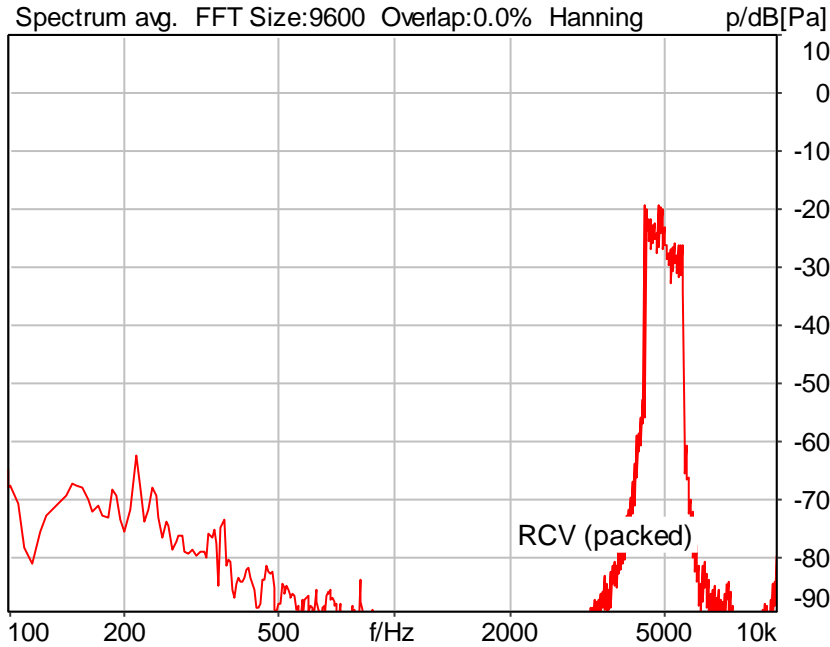
Limits

	lower
Run 1	20.00 dB



### 5.2 RCV Distortion and Noise - 5000 Hz WB

TIA-5050 (2018-01) \ Measurements \ Wideband \ 5.2 Receive Distortion and Noise 2N change frequency range



Distortion (Noise) RCV (packed): 39.15 dB (1.10%) Ok

Ok

10/13/2023 10:34 PM ACQUA 5.1.200

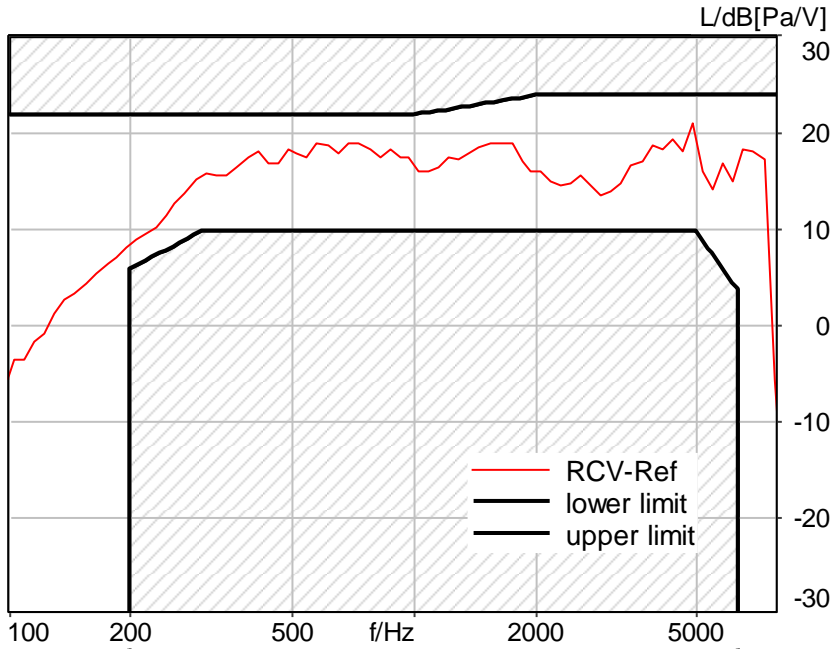
Limits

	lower
Run 1	20.00 dB



### 5.3 Frequency Response 8N FF

TIA-5050 (2018-01) \ Measurements \ Wideband



Absolute minimal distance  
2.88 dB at 731.5 Hz Ok

**Ok**

10/13/2023 10:34 PM ACQUA 5.1.200  
Unmodified HEAD acoustics Measurement Descriptor

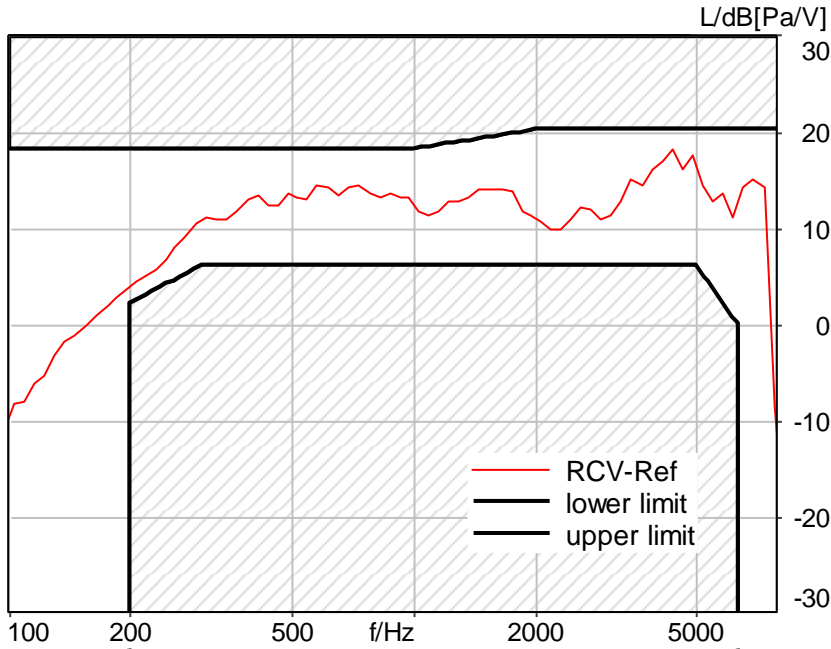
**Limits**

	<b>lower</b>
Run 1	Fit into tolerance



### 5.3 Frequency Response 2N FF

TIA-5050 (2018-01) \ Measurements \ Wideband



Absolute minimal distance  
2.09 dB at 4369.4 Hz Ok

Ok

10/13/2023 10:35 PM ACQUA 5.1.200

**Limits**

	<b>lower</b>
Run 1	Fit into tolerance



#16 NR n66 EVS WB 24.4Kbps

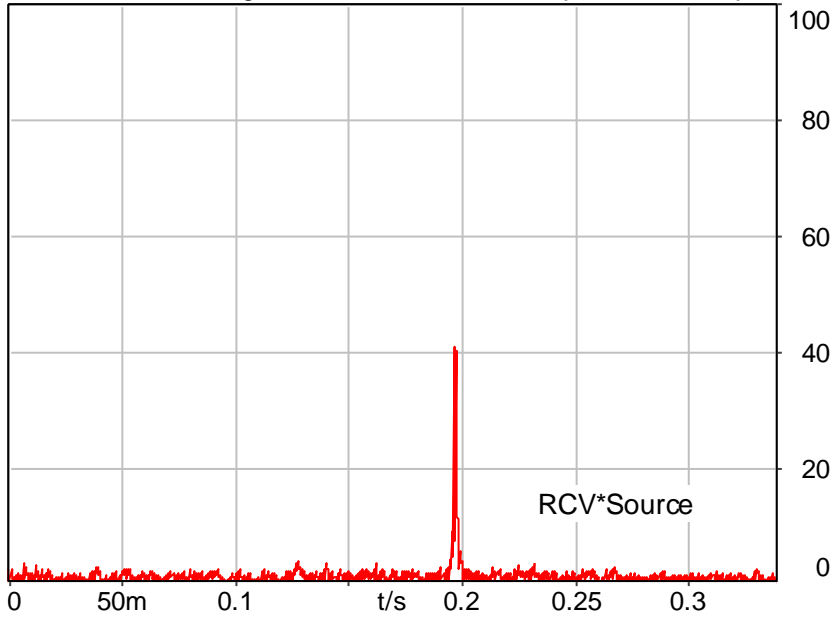
SMD	Status	Single Value Description	Single Value
Overall Receive Delay WB	Done	Delay (Cross) [ms]	197.1
5.1a Receive Volume Control Performance 8N WB	Ok	Speech Level [dB[SPL]]	89.42
5.1b Receive Volume Control Performance 2N WB	Ok	Speech Level [dB[SPL]]	88.75
5.2 RCV Distortion and Noise - 250 Hz WB	Ok	Distortion (Noise) [dB], 0.0 dB	25.60
5.2 RCV Distortion and Noise - 315 Hz WB	Ok	Distortion (Noise) [dB], 0.0 dB	24.04
5.2 RCV Distortion and Noise - 400 Hz WB	Ok	Distortion (Noise) [dB], 0.0 dB	23.02
5.2 RCV Distortion and Noise - 500 Hz WB	Ok	Distortion (Noise) [dB], 0.0 dB	30.77
5.2 RCV Distortion and Noise - 630 Hz WB	Ok	Distortion (Noise) [dB], 0.0 dB	37.88
5.2 RCV Distortion and Noise - 800 Hz WB	Ok	Distortion (Noise) [dB], 0.0 dB	41.26
5.2 RCV Distortion and Noise - 1000 Hz WB	Ok	Distortion (Noise) [dB], 0.0 dB	45.17
5.2 RCV Distortion and Noise - 1250 Hz WB	Ok	Distortion (Noise) [dB], 0.0 dB	32.93
5.2 RCV Distortion and Noise - 1600 Hz WB	Ok	Distortion (Noise) [dB], 0.0 dB	44.39
5.2 RCV Distortion and Noise - 2000 Hz WB	Ok	Distortion (Noise) [dB], 0.0 dB	41.62
5.2 RCV Distortion and Noise - 2500 Hz WB	Ok	Distortion (Noise) [dB], 0.0 dB	45.00
5.2 RCV Distortion and Noise - 3150 Hz WB	Ok	Distortion (Noise) [dB], 0.0 dB	43.78
5.2 RCV Distortion and Noise - 4000 Hz WB	Ok	Distortion (Noise) [dB], 0.0 dB	43.22
5.2 RCV Distortion and Noise - 5000 Hz WB	Ok	Distortion (Noise) [dB], 0.0 dB	40.14
5.2 RCV Distortion and Noise - 250 Hz WB	Ok	Distortion (Noise) [dB], 0.0 dB	25.60
5.2 RCV Distortion and Noise - 315 Hz WB	Ok	Distortion (Noise) [dB], 0.0 dB	24.15
5.2 RCV Distortion and Noise - 400 Hz WB	Ok	Distortion (Noise) [dB], 0.0 dB	23.18
5.2 RCV Distortion and Noise - 500 Hz WB	Ok	Distortion (Noise) [dB], 0.0 dB	31.03
5.2 RCV Distortion and Noise - 630 Hz WB	Ok	Distortion (Noise) [dB], 0.0 dB	37.93
5.2 RCV Distortion and Noise - 800 Hz WB	Ok	Distortion (Noise) [dB], 0.0 dB	41.15
5.2 RCV Distortion and Noise - 1000 Hz WB	Ok	Distortion (Noise) [dB], 0.0 dB	45.17
5.2 RCV Distortion and Noise - 1250 Hz WB	Ok	Distortion (Noise) [dB], 0.0 dB	34.02
5.2 RCV Distortion and Noise - 1600 Hz WB	Ok	Distortion (Noise) [dB], 0.0 dB	43.65
5.2 RCV Distortion and Noise - 2000 Hz WB	Ok	Distortion (Noise) [dB], 0.0 dB	40.66
5.2 RCV Distortion and Noise - 2500 Hz WB	Ok	Distortion (Noise) [dB], 0.0 dB	44.91
5.2 RCV Distortion and Noise - 3150 Hz WB	Ok	Distortion (Noise) [dB], 0.0 dB	44.59
5.2 RCV Distortion and Noise - 4000 Hz WB	Ok	Distortion (Noise) [dB], 0.0 dB	44.15
5.2 RCV Distortion and Noise - 5000 Hz WB	Ok	Distortion (Noise) [dB], 0.0 dB	39.16
5.3 Frequency Response 8N FF	Ok	Min. dist. to tolerance scheme [dB], 4870.0 Hz	2.67
5.3 Frequency Response 2N FF	Ok	Min. dist. to tolerance scheme [dB], 4369.4 Hz	1.79



### Overall Receive Delay WB

TIA-5050 (2018-01) \ Measurements \ Wideband \ Preparation - Delay measurement

Cross correlation avg. FFT Size:131072 Overlap:0.0% Envelope %



Delay (Cross): 197.1 ms

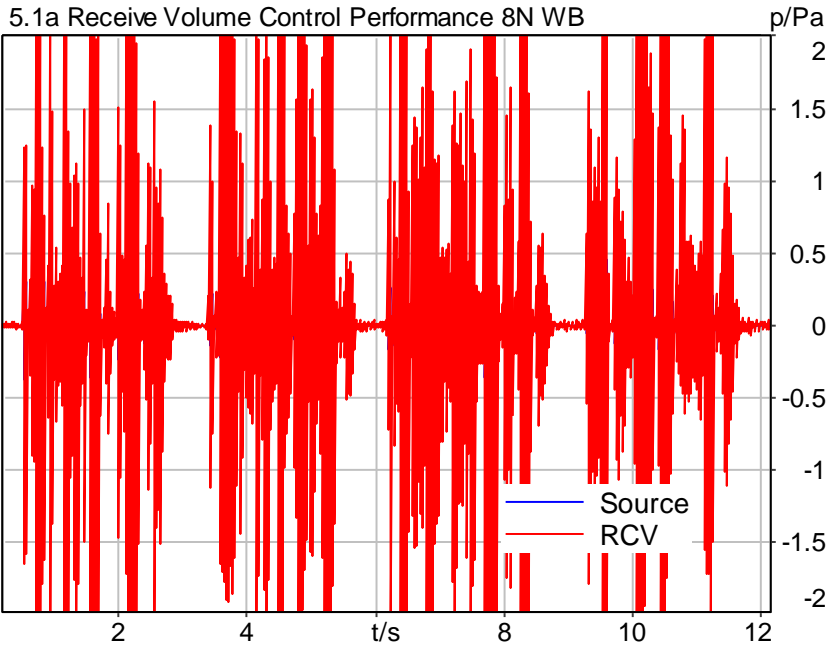
10/13/2023 5:18 PM ACQUA 5.1.200

Unmodified HEAD acoustics Measurement Descriptor



### 5.1a Receive Volume Control Performance 8N WB

TIA-5050 (2018-01) \ Measurements \ Wideband



Speech Level RCV: 89.42 dB[SPL], Act.: 59.55% Ok

**Ok**

10/13/2023 5:18 PM ACQUA 5.1.200

Unmodified HEAD acoustics Measurement Descriptor

**Limits**

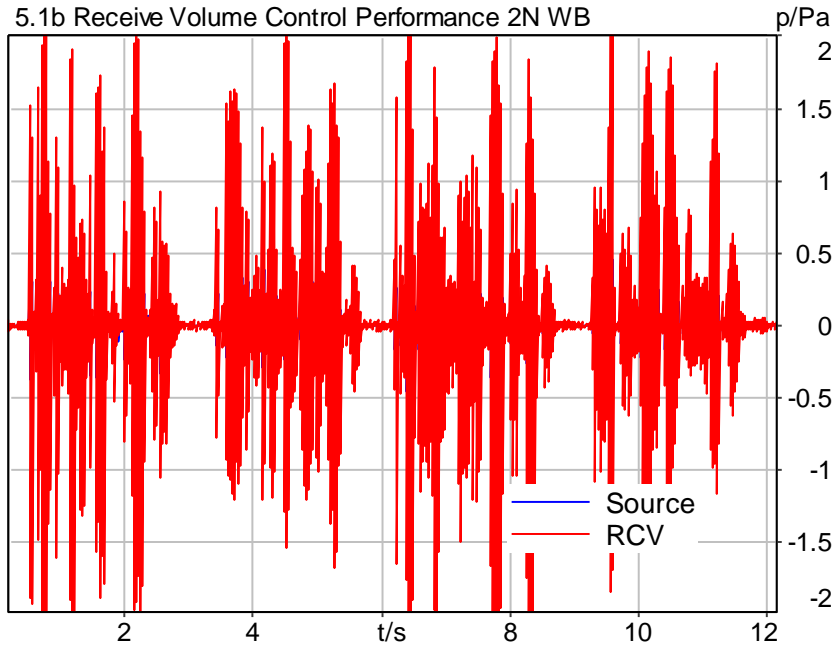
	lower
Run 1	88.00 dB20uPa





### 5.1b Receive Volume Control Performance 2N WB

TIA-5050 (2018-01) \ Measurements \ Wideband



Speech Level RCV: 88.75 dB[SPL], Act.: 23.72% Ok

**Ok**

10/13/2023 5:19 PM ACQUA 5.1.200

Unmodified HEAD acoustics Measurement Descriptor

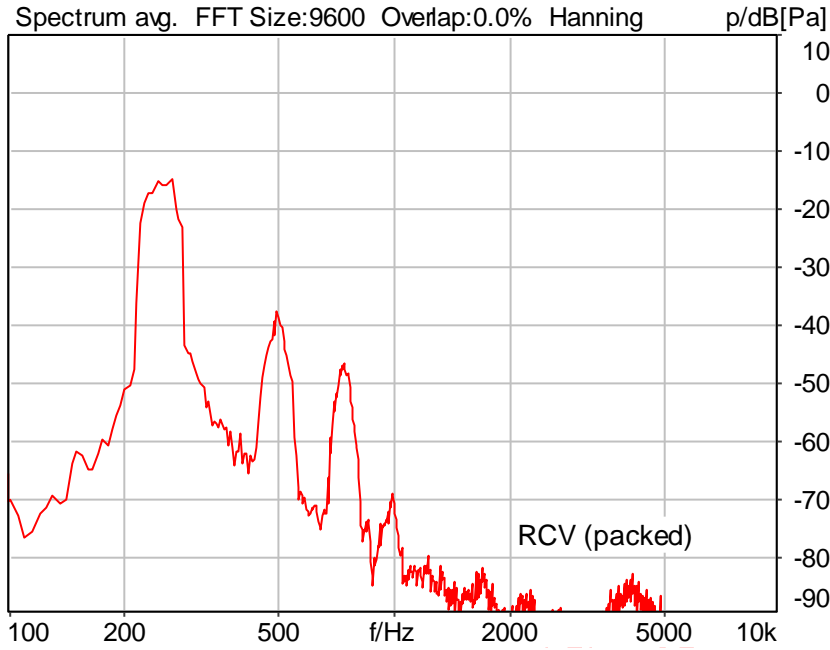
**Limits**

	<b>lower</b>
Run 1	76.00 dB20uPa



### 5.2 RCV Distortion and Noise - 250 Hz WB

TIA-5050 (2018-01) \ Measurements \ Wideband \ 5.2 Receive Distortion and Noise 8N change frequency range



Distortion (Noise) RCV (packed): 25.60 dB (5.25%) Ok

Ok

10/13/2023 5:19 PM ACQUA 5.1.200

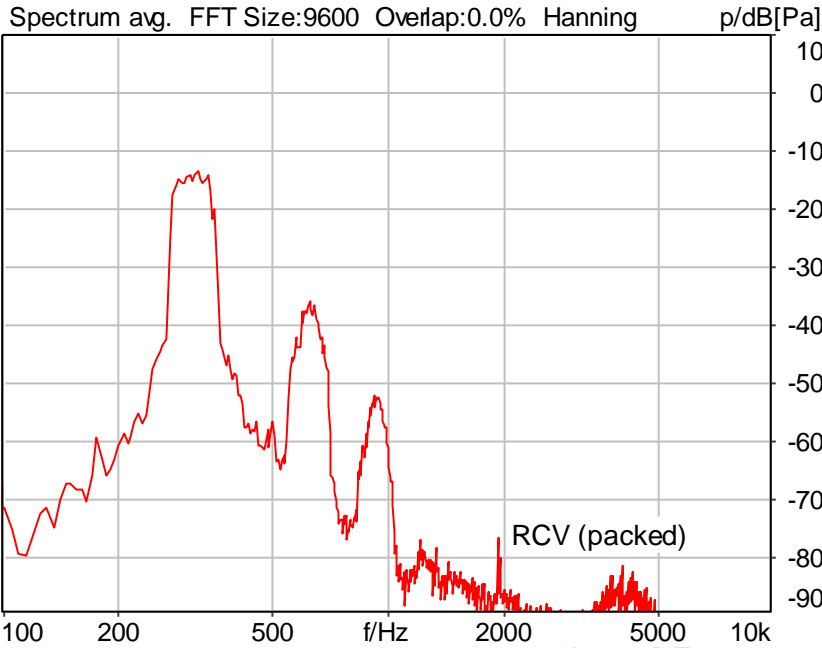
Limits

	lower
Run 1	20.00 dB



### 5.2 RCV Distortion and Noise - 315 Hz WB

TIA-5050 (2018-01) \ Measurements \ Wideband \ 5.2 Receive Distortion and Noise 8N change frequency range



Distortion (Noise) RCV (packed): 24.04 dB (6.28%) Ok

Ok

10/13/2023 5:20 PM ACQUA 5.1.200

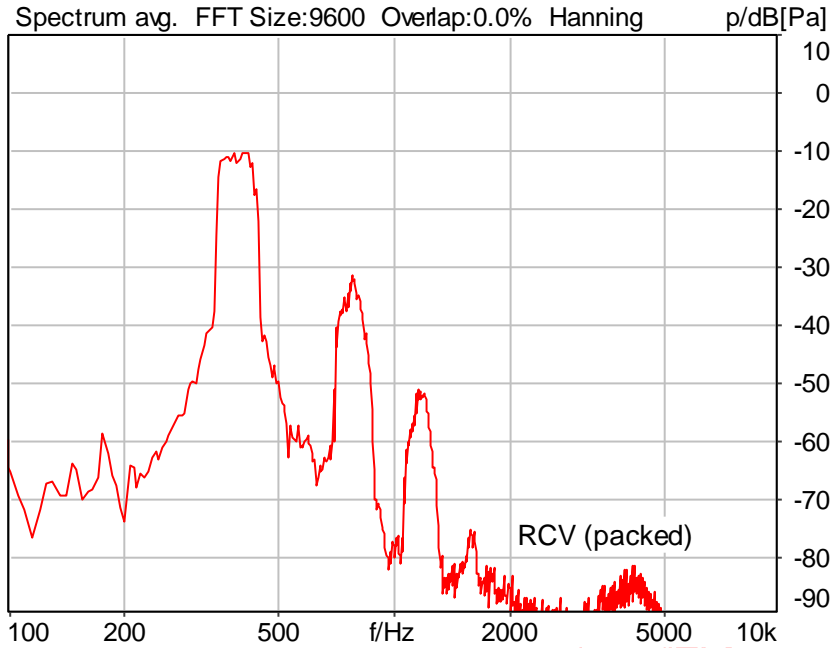
Limits

	lower
Run 1	20.00 dB



### 5.2 RCV Distortion and Noise - 400 Hz WB

TIA-5050 (2018-01) \ Measurements \ Wideband \ 5.2 Receive Distortion and Noise 8N change frequency range



Distortion (Noise) RCV (packed): 23.02 dB (7.06%) Ok

Ok

10/13/2023 5:20 PM ACQUA 5.1.200

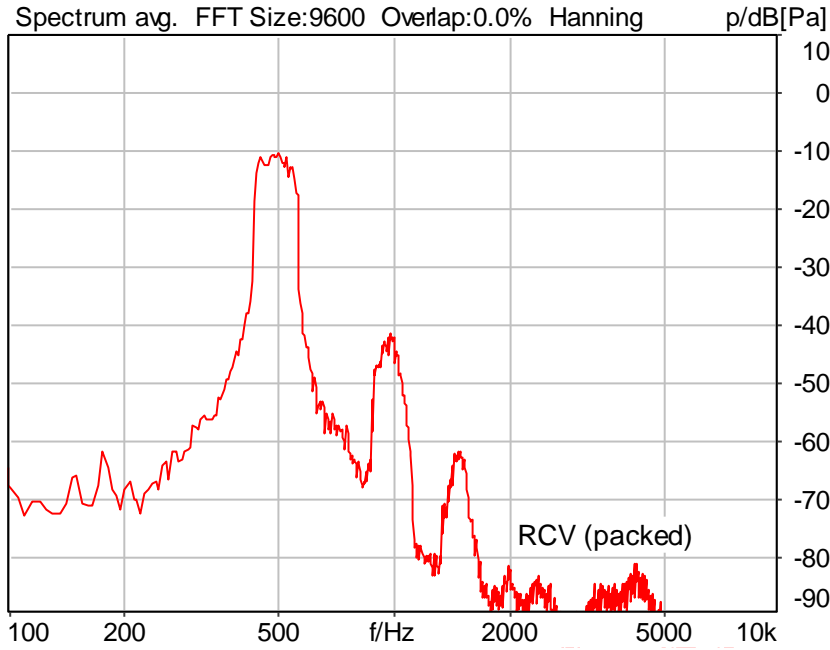
Limits

	lower
Run 1	20.00 dB



### 5.2 RCV Distortion and Noise - 500 Hz WB

TIA-5050 (2018-01) \ Measurements \ Wideband \ 5.2 Receive Distortion and Noise 8N change frequency range



Distortion (Noise) RCV (packed): 30.77 dB (2.89%) Ok

Ok

10/13/2023 5:21 PM ACQUA 5.1.200

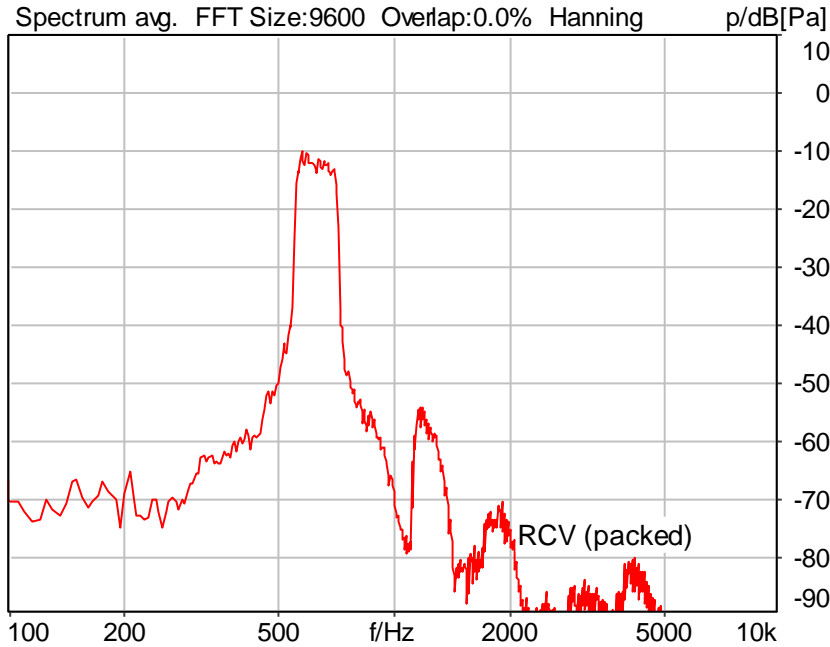
Limits

	lower
Run 1	20.00 dB



### 5.2 RCV Distortion and Noise - 630 Hz WB

TIA-5050 (2018-01) \ Measurements \ Wideband \ 5.2 Receive Distortion and Noise 8N change frequency range



Distortion (Noise) RCV (packed): 37.88 dB (1.28%) Ok

Ok

10/13/2023 5:21 PM ACQUA 5.1.200

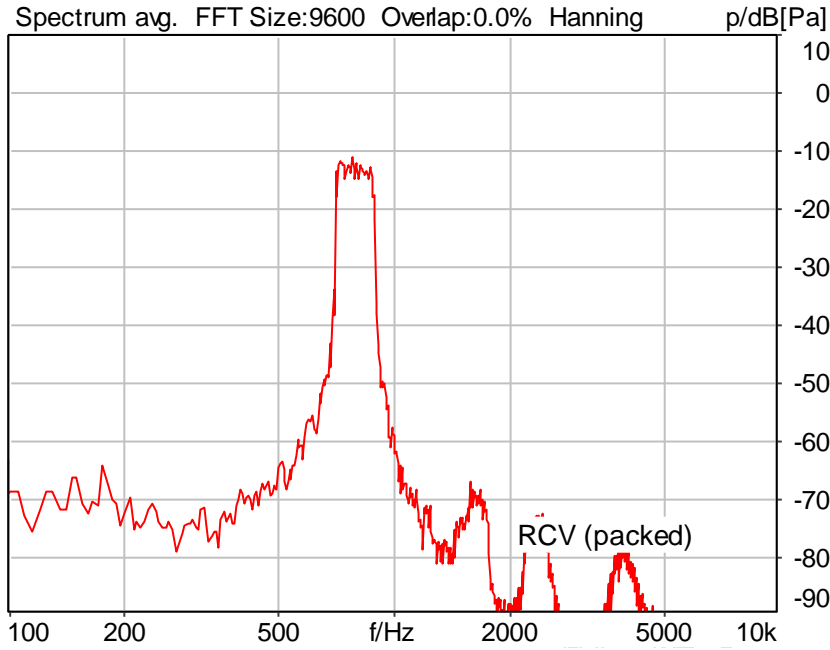
Limits

	lower
Run 1	20.00 dB



### 5.2 RCV Distortion and Noise - 800 Hz WB

TIA-5050 (2018-01) \ Measurements \ Wideband \ 5.2 Receive Distortion and Noise 8N change frequency range



Distortion (Noise) RCV (packed): 41.26 dB (0.86%) Ok

Ok

10/13/2023 5:22 PM ACQUA 5.1.200

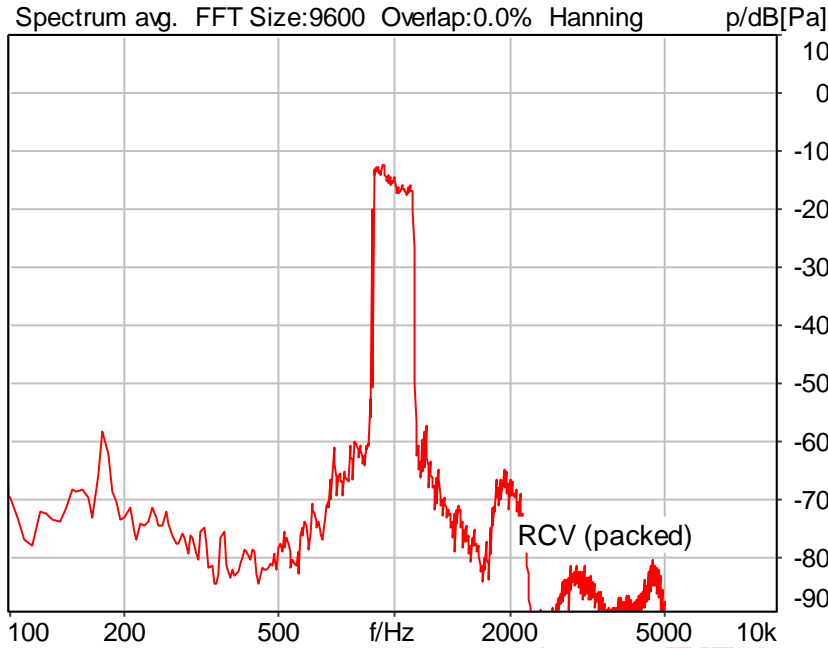
Limits

	lower
Run 1	20.00 dB



### 5.2 RCV Distortion and Noise - 1000 Hz WB

TIA-5050 (2018-01) \ Measurements \ Wideband \ 5.2 Receive Distortion and Noise 8N change frequency range



Distortion (Noise) RCV (packed): 45.17 dB (0.55%) Ok

Ok

10/13/2023 5:22 PM ACQUA 5.1.200

Limits

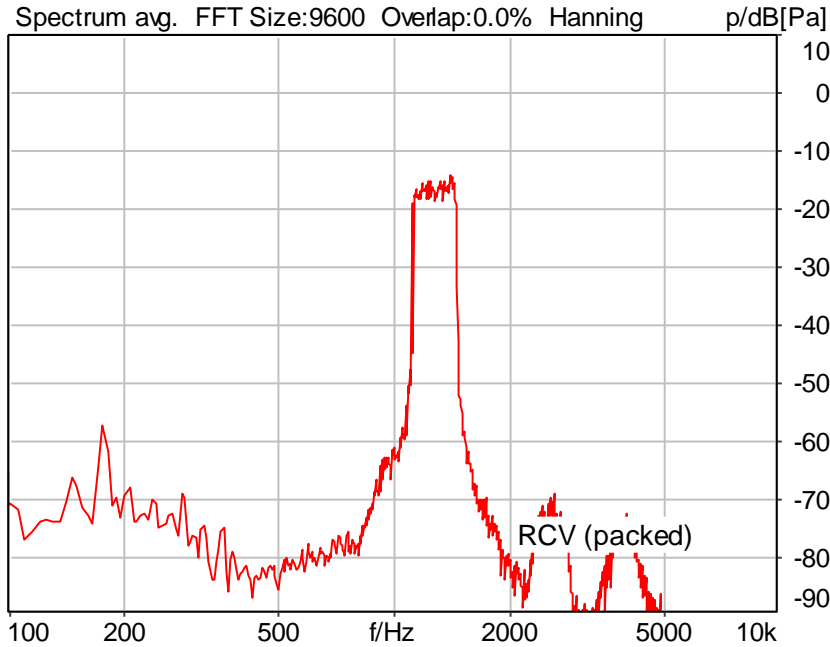
	lower
Run 1	20.00 dB





### 5.2 RCV Distortion and Noise - 1250 Hz WB

TIA-5050 (2018-01) \ Measurements \ Wideband \ 5.2 Receive Distortion and Noise 8N change frequency range



Distortion (Noise) RCV (packed): 32.93 dB (2.26%) Ok

Ok

10/13/2023 5:22 PM ACQUA 5.1.200

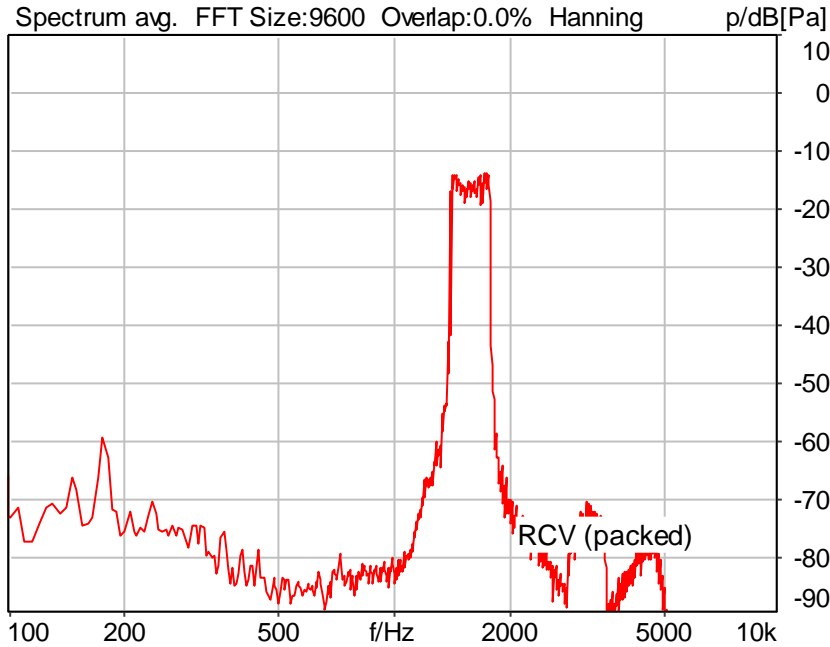
Limits

	lower
Run 1	20.00 dB



### 5.2 RCV Distortion and Noise - 1600 Hz WB

TIA-5050 (2018-01) \ Measurements \ Wideband \ 5.2 Receive Distortion and Noise 8N change frequency range



Distortion (Noise) RCV (packed): 44.39 dB (0.60%) Ok

Ok

10/13/2023 5:23 PM ACQUA 5.1.200

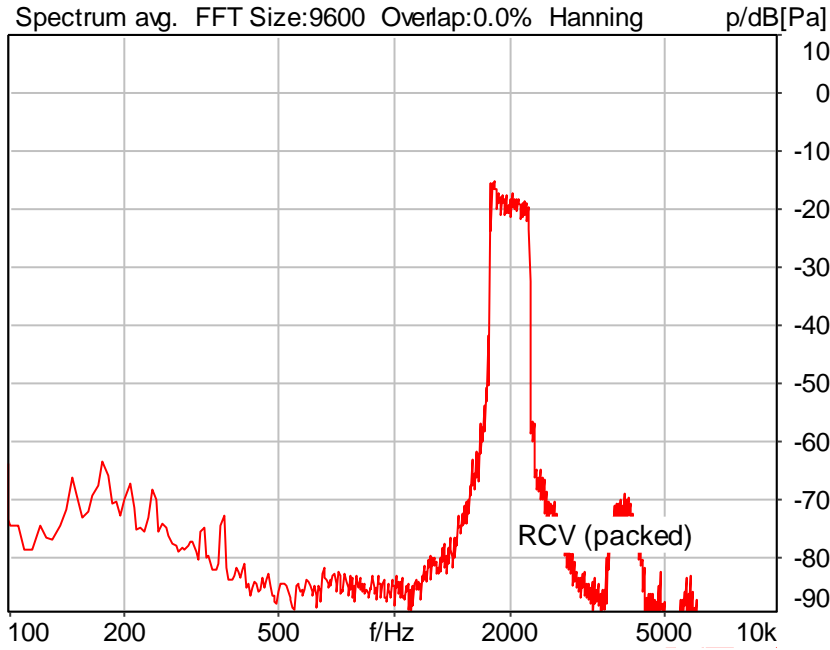
Limits

	lower
Run 1	20.00 dB



### 5.2 RCV Distortion and Noise - 2000 Hz WB

TIA-5050 (2018-01) \ Measurements \ Wideband \ 5.2 Receive Distortion and Noise 8N change frequency range



Distortion (Noise) RCV (packed): 41.62 dB (0.83%) Ok

Ok

10/13/2023 5:23 PM ACQUA 5.1.200

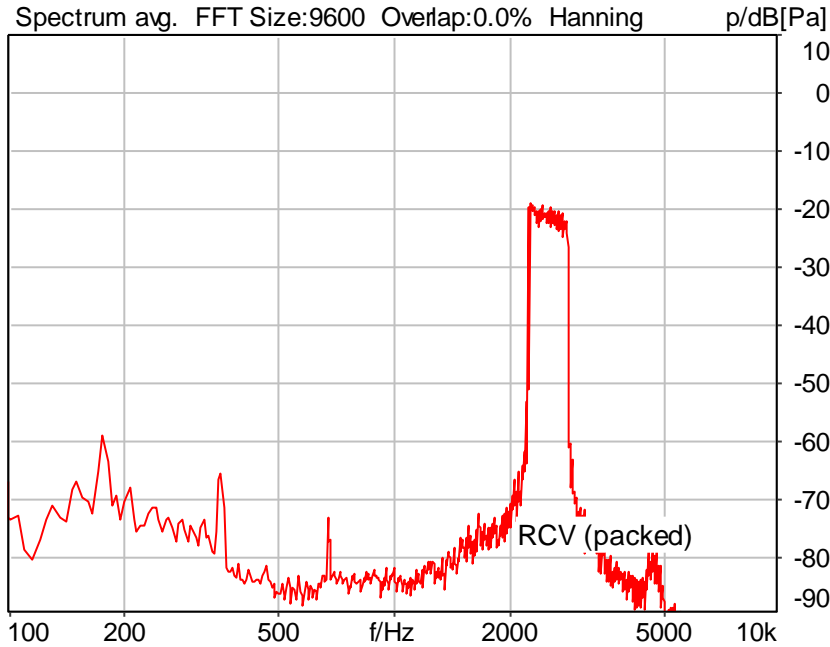
Limits

	lower
Run 1	20.00 dB



### 5.2 RCV Distortion and Noise - 2500 Hz WB

TIA-5050 (2018-01) \ Measurements \ Wideband \ 5.2 Receive Distortion and Noise 8N change frequency range



Distortion (Noise) RCV (packed): 45.00 dB (0.56%) Ok

Ok

10/13/2023 5:24 PM ACQUA 5.1.200

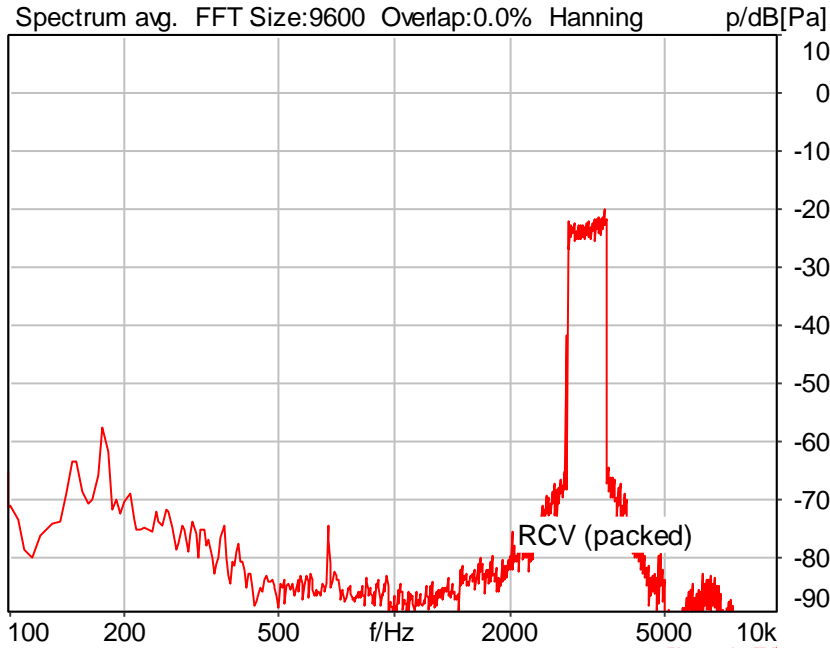
Limits

	lower
Run 1	20.00 dB



### 5.2 RCV Distortion and Noise - 3150 Hz WB

TIA-5050 (2018-01) \ Measurements \ Wideband \ 5.2 Receive Distortion and Noise 8N change frequency range



Distortion (Noise) RCV (packed): 43.78 dB (0.65%) Ok

Ok

10/13/2023 5:24 PM ACQUA 5.1.200

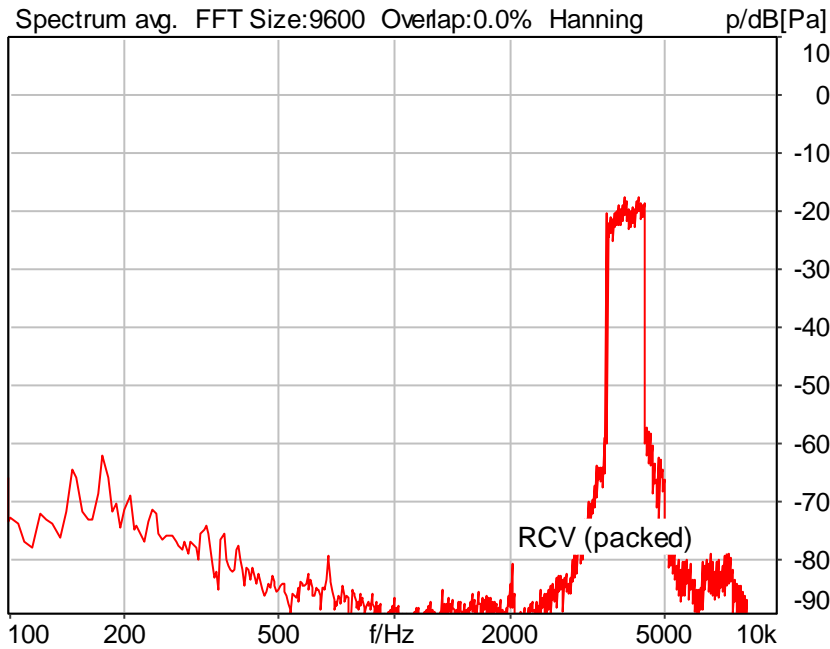
Limits

	lower
Run 1	20.00 dB



### 5.2 RCV Distortion and Noise - 4000 Hz WB

TIA-5050 (2018-01) \ Measurements \ Wideband \ 5.2 Receive Distortion and Noise 8N change frequency range



Distortion (Noise) RCV (packed): 43.22 dB (0.69%) Ok

Ok

10/13/2023 5:25 PM ACQUA 5.1.200

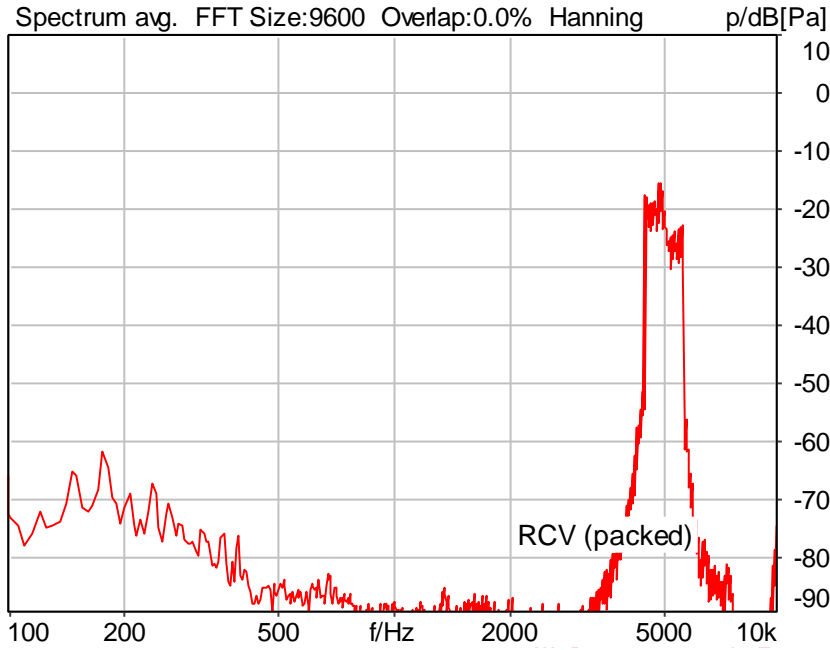
Limits

	lower
Run 1	20.00 dB



### 5.2 RCV Distortion and Noise - 5000 Hz WB

TIA-5050 (2018-01) \ Measurements \ Wideband \ 5.2 Receive Distortion and Noise 8N change frequency range



Distortion (Noise) RCV (packed): 40.14 dB (0.98%) Ok

Ok

10/13/2023 5:25 PM ACQUA 5.1.200

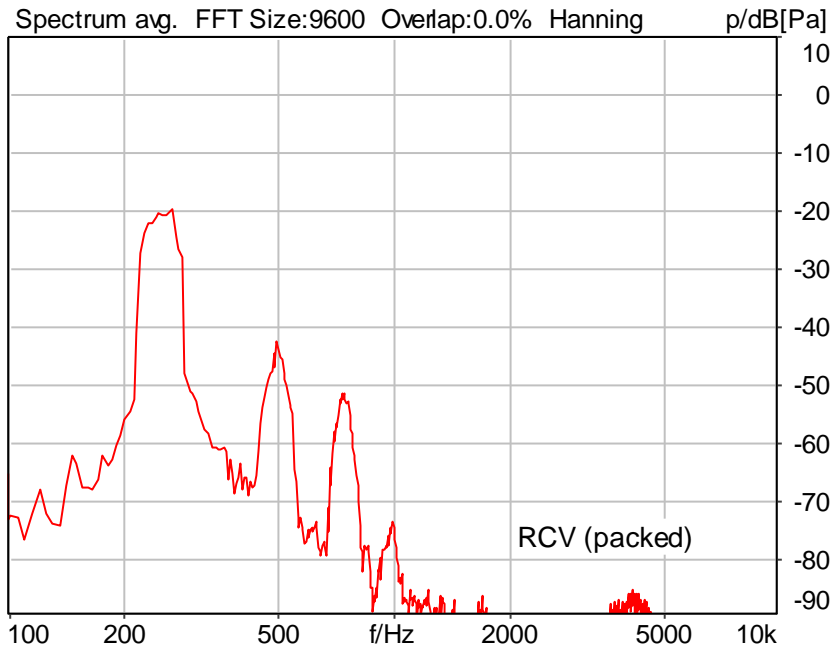
Limits

	lower
Run 1	20.00 dB



### 5.2 RCV Distortion and Noise - 250 Hz WB

TIA-5050 (2018-01) \ Measurements \ Wideband \ 5.2 Receive Distortion and Noise 2N change frequency range



Distortion (Noise) RCV (packed): 25.60 dB (5.25%) Ok

Ok

10/13/2023 5:26 PM ACQUA 5.1.200

Limits

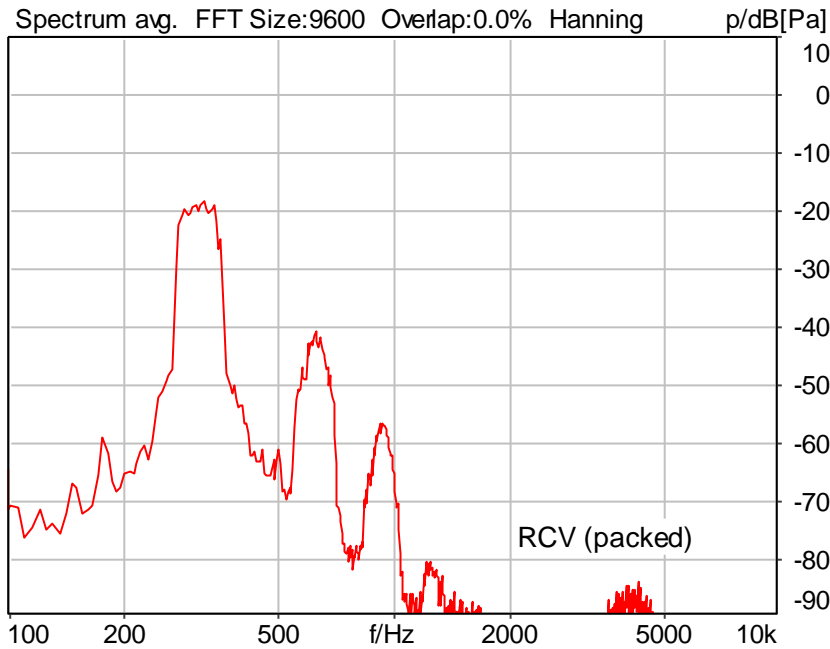
	lower
Run 1	20.00 dB





### 5.2 RCV Distortion and Noise - 315 Hz WB

TIA-5050 (2018-01) \ Measurements \ Wideband \ 5.2 Receive Distortion and Noise 2N change frequency range



Distortion (Noise) RCV (packed): 24.15 dB (6.20%) Ok

Ok

10/13/2023 5:26 PM ACQUA 5.1.200

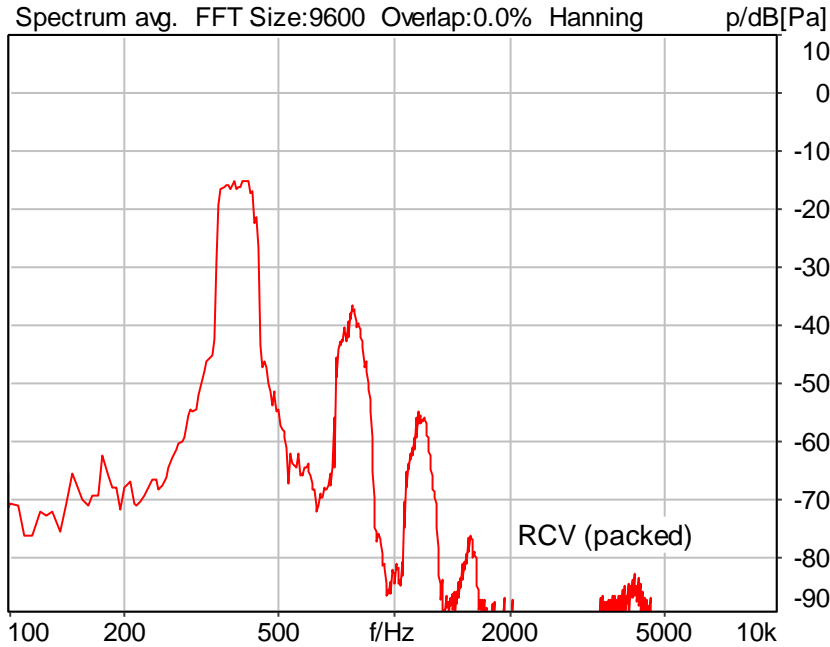
Limits

	lower
Run 1	20.00 dB



### 5.2 RCV Distortion and Noise - 400 Hz WB

TIA-5050 (2018-01) \ Measurements \ Wideband \ 5.2 Receive Distortion and Noise 2N change frequency range



Distortion (Noise) RCV (packed): 23.18 dB (6.93%) Ok

Ok

10/13/2023 5:27 PM ACQUA 5.1.200

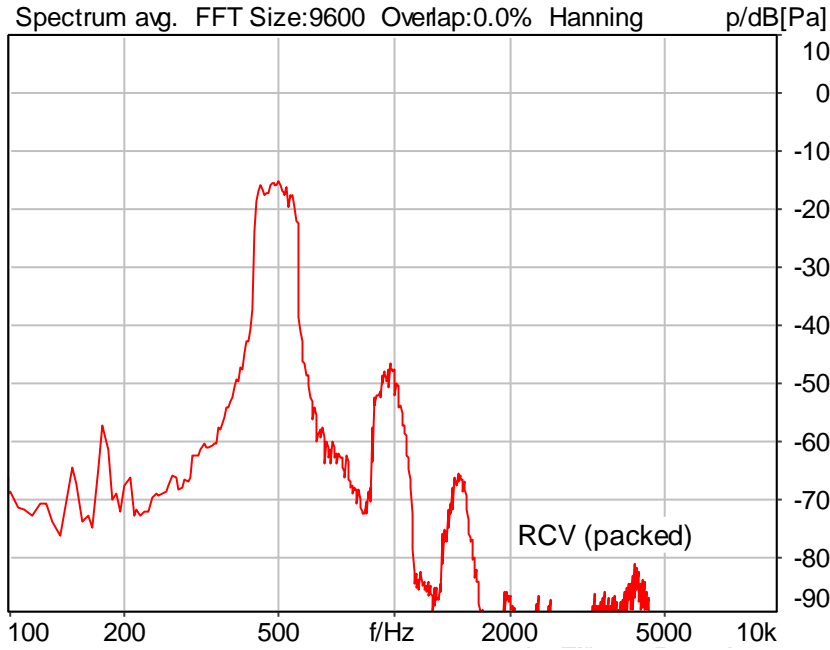
Limits

	lower
Run 1	20.00 dB



### 5.2 RCV Distortion and Noise - 500 Hz WB

TIA-5050 (2018-01) \ Measurements \ Wideband \ 5.2 Receive Distortion and Noise 2N change frequency range



Distortion (Noise) RCV (packed): 31.03 dB (2.81%) Ok

Ok

10/13/2023 5:27 PM ACQUA 5.1.200

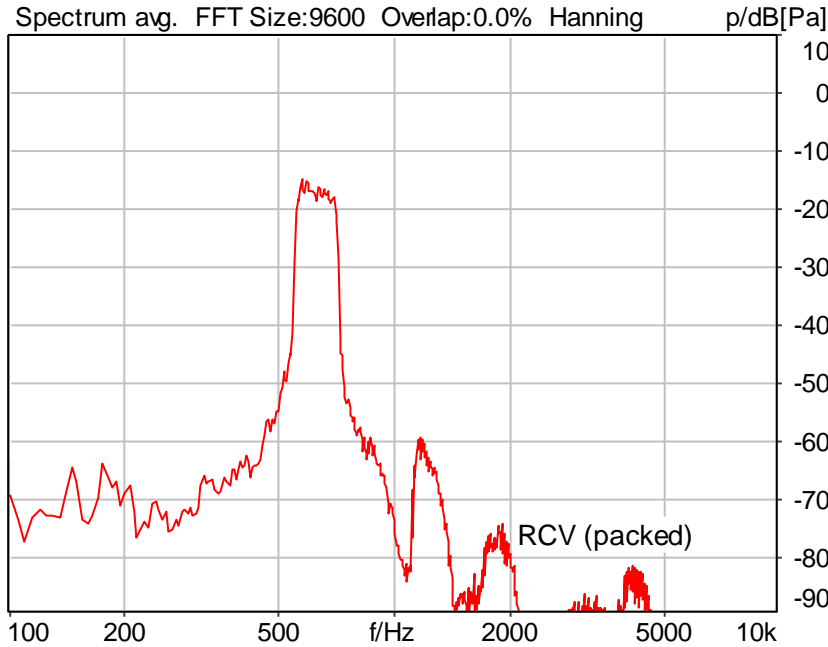
Limits

	lower
Run 1	20.00 dB



### 5.2 RCV Distortion and Noise - 630 Hz WB

TIA-5050 (2018-01) \ Measurements \ Wideband \ 5.2 Receive Distortion and Noise 2N change frequency range



Distortion (Noise) RCV (packed): 37.93 dB (1.27%) Ok

Ok

10/13/2023 5:28 PM ACQUA 5.1.200

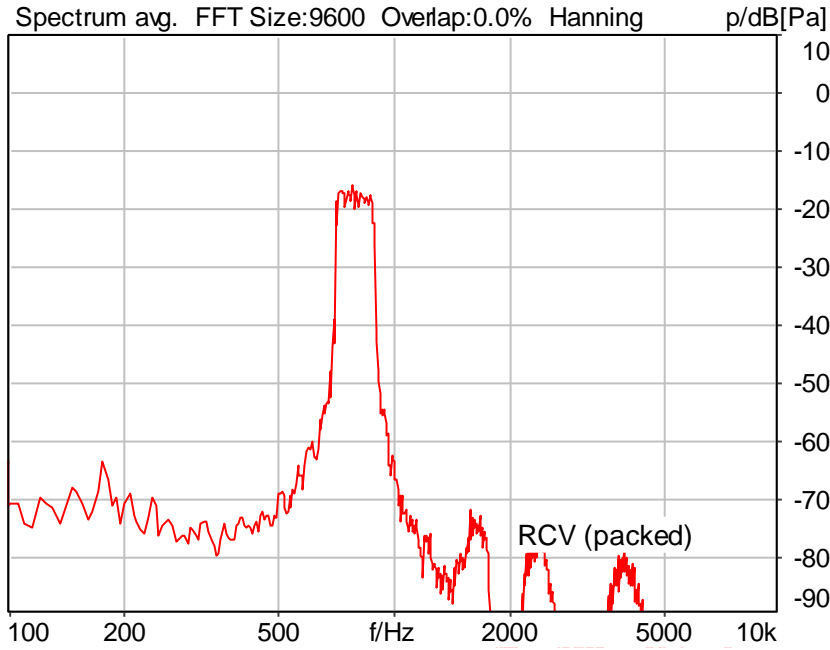
Limits

	lower
Run 1	20.00 dB



### 5.2 RCV Distortion and Noise - 800 Hz WB

TIA-5050 (2018-01) \ Measurements \ Wideband \ 5.2 Receive Distortion and Noise 2N change frequency range



Distortion (Noise) RCV (packed): 41.15 dB (0.88%) Ok

Ok

10/13/2023 5:28 PM ACQUA 5.1.200

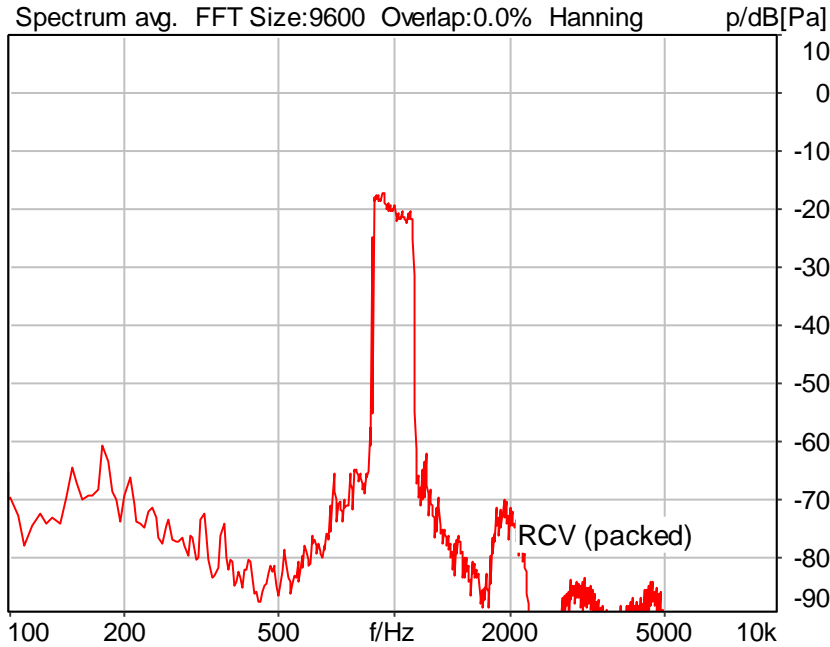
Limits

	lower
Run 1	20.00 dB



### 5.2 RCV Distortion and Noise - 1000 Hz WB

TIA-5050 (2018-01) \ Measurements \ Wideband \ 5.2 Receive Distortion and Noise 2N change frequency range



Distortion (Noise) RCV (packed): 45.17 dB (0.55%) Ok

Ok

10/13/2023 5:29 PM ACQUA 5.1.200

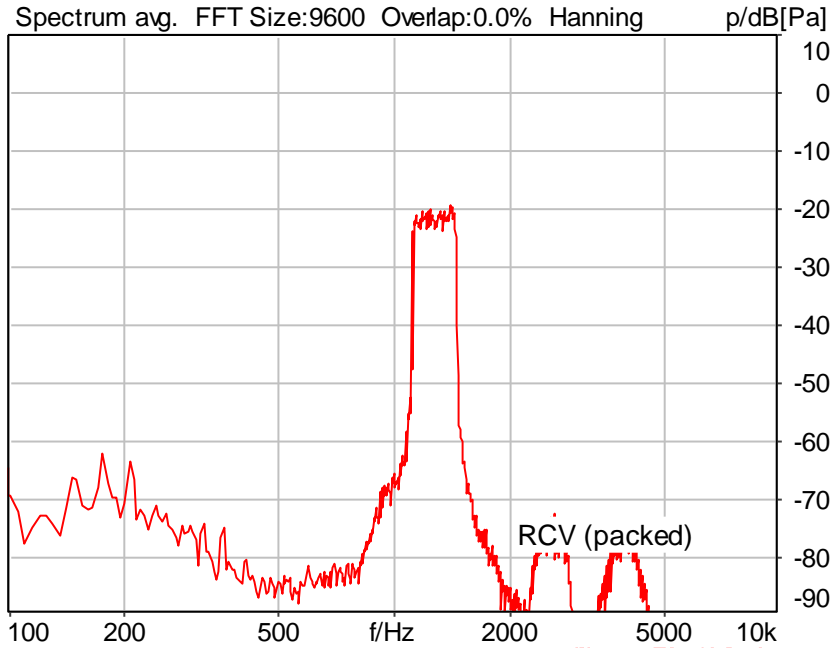
Limits

	lower
Run 1	20.00 dB



### 5.2 RCV Distortion and Noise - 1250 Hz WB

TIA-5050 (2018-01) \ Measurements \ Wideband \ 5.2 Receive Distortion and Noise 2N change frequency range



Distortion (Noise) RCV (packed): 34.02 dB (1.99%) Ok

Ok

10/13/2023 5:29 PM ACQUA 5.1.200

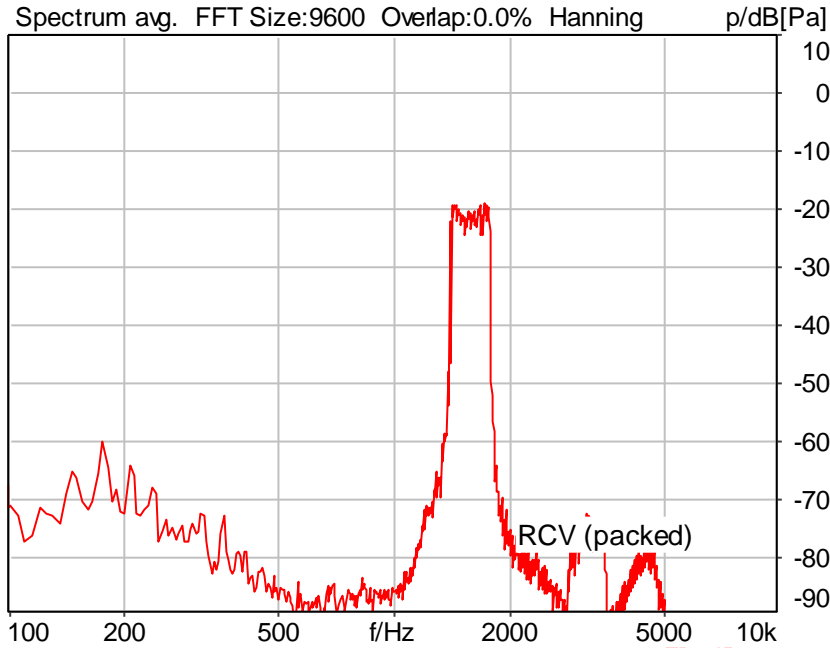
Limits

	lower
Run 1	20.00 dB



### 5.2 RCV Distortion and Noise - 1600 Hz WB

TIA-5050 (2018-01) \ Measurements \ Wideband \ 5.2 Receive Distortion and Noise 2N change frequency range



Distortion (Noise) RCV (packed): 43.65 dB (0.66%) Ok

Ok

10/13/2023 5:30 PM ACQUA 5.1.200

Limits

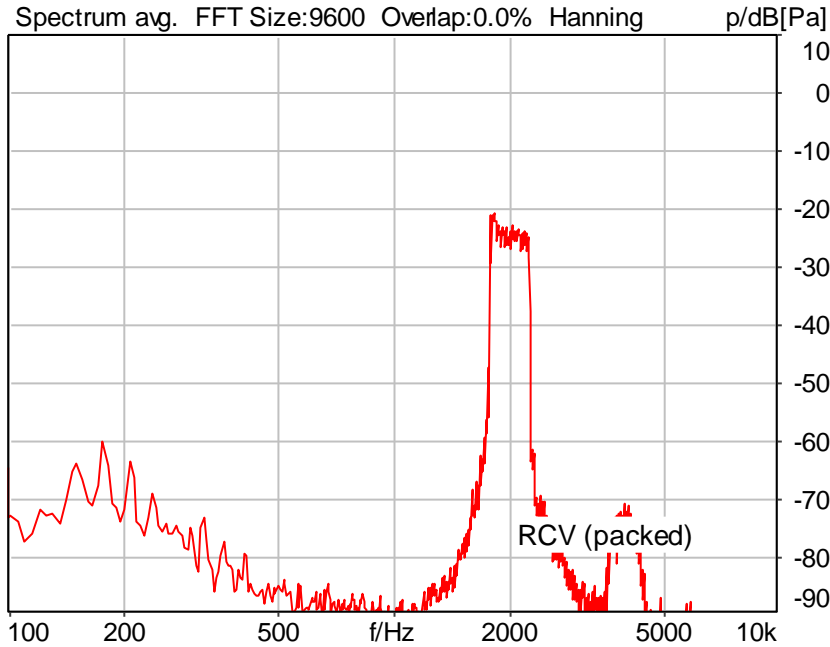
	lower
Run 1	20.00 dB





### 5.2 RCV Distortion and Noise - 2000 Hz WB

TIA-5050 (2018-01) \ Measurements \ Wideband \ 5.2 Receive Distortion and Noise 2N change frequency range



Distortion (Noise) RCV (packed): 40.66 dB (0.93%) Ok

Ok

10/13/2023 5:30 PM ACQUA 5.1.200

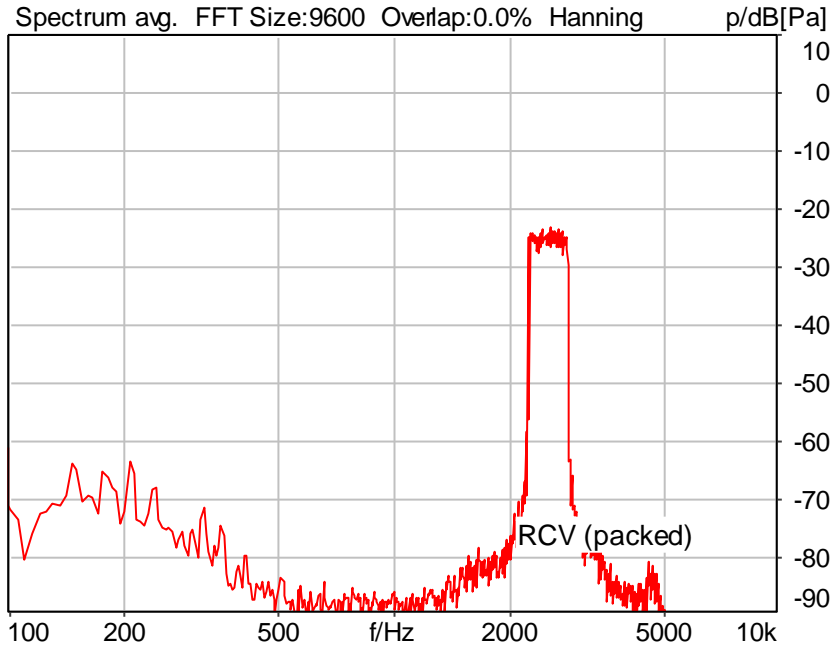
Limits

	lower
Run 1	20.00 dB



### 5.2 RCV Distortion and Noise - 2500 Hz WB

TIA-5050 (2018-01) \ Measurements \ Wideband \ 5.2 Receive Distortion and Noise 2N change frequency range



Distortion (Noise) RCV (packed): 44.91 dB (0.57%) Ok

Ok

10/13/2023 5:30 PM ACQUA 5.1.200

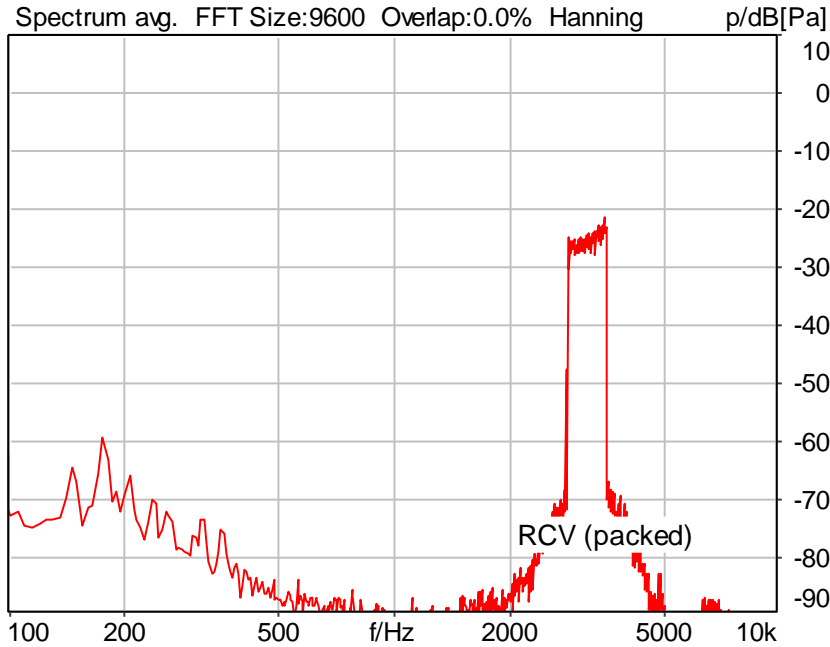
Limits

	lower
Run 1	20.00 dB



### 5.2 RCV Distortion and Noise - 3150 Hz WB

TIA-5050 (2018-01) \ Measurements \ Wideband \ 5.2 Receive Distortion and Noise 2N change frequency range



Distortion (Noise) RCV (packed): 44.59 dB (0.59%) Ok

Ok

10/13/2023 5:31 PM ACQUA 5.1.200

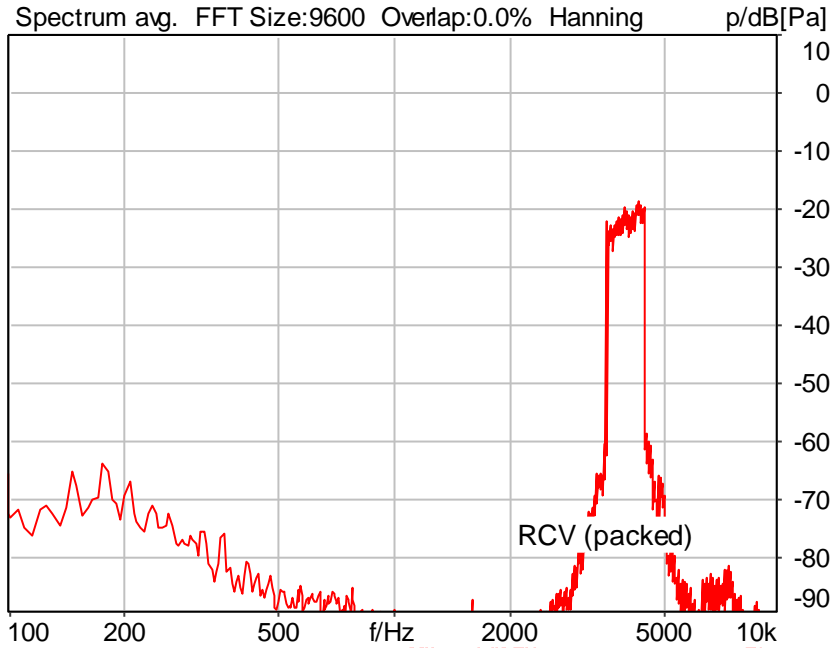
Limits

	lower
Run 1	20.00 dB



### 5.2 RCV Distortion and Noise - 4000 Hz WB

TIA-5050 (2018-01) \ Measurements \ Wideband \ 5.2 Receive Distortion and Noise 2N change frequency range



Distortion (Noise) RCV (packed): 44.15 dB (0.62%) Ok

Ok

10/13/2023 5:31 PM ACQUA 5.1.200

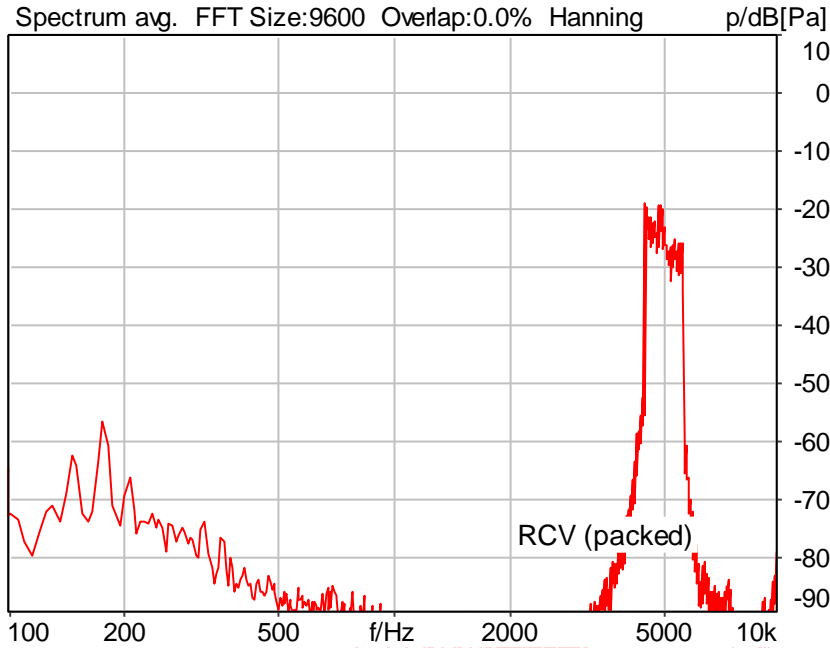
Limits

	lower
Run 1	20.00 dB



### 5.2 RCV Distortion and Noise - 5000 Hz WB

TIA-5050 (2018-01) \ Measurements \ Wideband \ 5.2 Receive Distortion and Noise 2N change frequency range



Distortion (Noise) RCV (packed): 39.16 dB (1.10%) Ok

Ok

10/13/2023 5:32 PM ACQUA 5.1.200

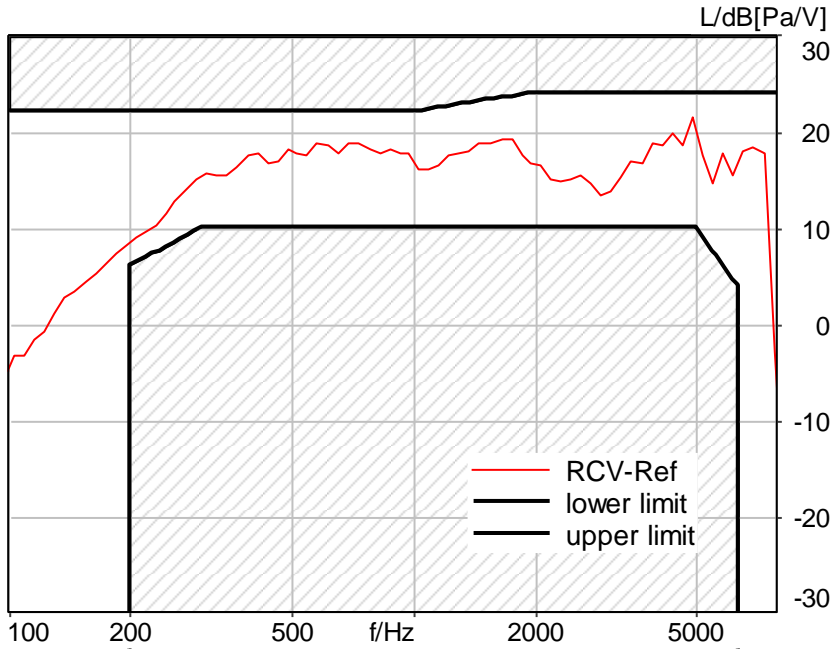
Limits

	lower
Run 1	20.00 dB



### 5.3 Frequency Response 8N FF

TIA-5050 (2018-01) \ Measurements \ Wideband



Absolute minimal distance  
2.67 dB at 4870.0 Hz Ok

**Ok**

10/13/2023 5:32 PM ACQUA 5.1.200  
Unmodified HEAD acoustics Measurement Descriptor

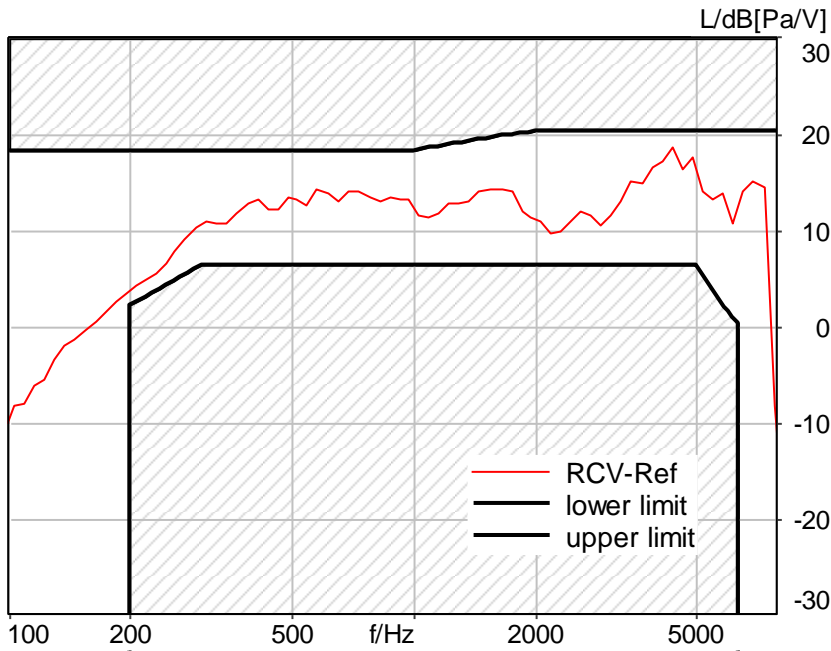
**Limits**

	<b>lower</b>
Run 1	Fit into tolerance



### 5.3 Frequency Response 2N FF

TIA-5050 (2018-01) \ Measurements \ Wideband



Absolute minimal distance  
1.79 dB at 4369.4 Hz Ok

Ok

10/13/2023 5:33 PM ACQUA 5.1.200

**Limits**

	<b>lower</b>
Run 1	Fit into tolerance



#17 NR n71 EVS WB 24.4Kbps

SMD	Status	Single Value Description	Single Value
Overall Receive Delay WB	Done	Delay (Cross) [ms]	190.1
5.1a Receive Volume Control Performance 8N WB	Ok	Speech Level [dB[SPL]]	89.53
5.1b Receive Volume Control Performance 2N WB	Ok	Speech Level [dB[SPL]]	88.63
5.2 RCV Distortion and Noise - 250 Hz WB	Ok	Distortion (Noise) [dB], 0.0 dB	25.48
5.2 RCV Distortion and Noise - 315 Hz WB	Ok	Distortion (Noise) [dB], 0.0 dB	23.70
5.2 RCV Distortion and Noise - 400 Hz WB	Ok	Distortion (Noise) [dB], 0.0 dB	22.83
5.2 RCV Distortion and Noise - 500 Hz WB	Ok	Distortion (Noise) [dB], 0.0 dB	30.89
5.2 RCV Distortion and Noise - 630 Hz WB	Ok	Distortion (Noise) [dB], 0.0 dB	38.04
5.2 RCV Distortion and Noise - 800 Hz WB	Ok	Distortion (Noise) [dB], 0.0 dB	41.32
5.2 RCV Distortion and Noise - 1000 Hz WB	Ok	Distortion (Noise) [dB], 0.0 dB	45.17
5.2 RCV Distortion and Noise - 1250 Hz WB	Ok	Distortion (Noise) [dB], 0.0 dB	33.61
5.2 RCV Distortion and Noise - 1600 Hz WB	Ok	Distortion (Noise) [dB], 0.0 dB	44.29
5.2 RCV Distortion and Noise - 2000 Hz WB	Ok	Distortion (Noise) [dB], 0.0 dB	41.52
5.2 RCV Distortion and Noise - 2500 Hz WB	Ok	Distortion (Noise) [dB], 0.0 dB	45.12
5.2 RCV Distortion and Noise - 3150 Hz WB	Ok	Distortion (Noise) [dB], 0.0 dB	44.02
5.2 RCV Distortion and Noise - 4000 Hz WB	Ok	Distortion (Noise) [dB], 0.0 dB	43.53
5.2 RCV Distortion and Noise - 5000 Hz WB	Ok	Distortion (Noise) [dB], 0.0 dB	40.02
5.2 RCV Distortion and Noise - 250 Hz WB	Ok	Distortion (Noise) [dB], 0.0 dB	25.45
5.2 RCV Distortion and Noise - 315 Hz WB	Ok	Distortion (Noise) [dB], 0.0 dB	23.85
5.2 RCV Distortion and Noise - 400 Hz WB	Ok	Distortion (Noise) [dB], 0.0 dB	23.06
5.2 RCV Distortion and Noise - 500 Hz WB	Ok	Distortion (Noise) [dB], 0.0 dB	31.08
5.2 RCV Distortion and Noise - 630 Hz WB	Ok	Distortion (Noise) [dB], 0.0 dB	38.11
5.2 RCV Distortion and Noise - 800 Hz WB	Ok	Distortion (Noise) [dB], 0.0 dB	41.25
5.2 RCV Distortion and Noise - 1000 Hz WB	Ok	Distortion (Noise) [dB], 0.0 dB	45.24
5.2 RCV Distortion and Noise - 1250 Hz WB	Ok	Distortion (Noise) [dB], 0.0 dB	33.03
5.2 RCV Distortion and Noise - 1600 Hz WB	Ok	Distortion (Noise) [dB], 0.0 dB	43.67
5.2 RCV Distortion and Noise - 2000 Hz WB	Ok	Distortion (Noise) [dB], 0.0 dB	40.65
5.2 RCV Distortion and Noise - 2500 Hz WB	Ok	Distortion (Noise) [dB], 0.0 dB	44.84
5.2 RCV Distortion and Noise - 3150 Hz WB	Ok	Distortion (Noise) [dB], 0.0 dB	44.51
5.2 RCV Distortion and Noise - 4000 Hz WB	Ok	Distortion (Noise) [dB], 0.0 dB	44.06
5.2 RCV Distortion and Noise - 5000 Hz WB	Ok	Distortion (Noise) [dB], 0.0 dB	39.17
5.3 Frequency Response 8N FF	Ok	Min. dist. to tolerance scheme [dB], 576.7 Hz	2.77
5.3 Frequency Response 2N FF	Ok	Min. dist. to tolerance scheme [dB], 4369.4 Hz	2.47

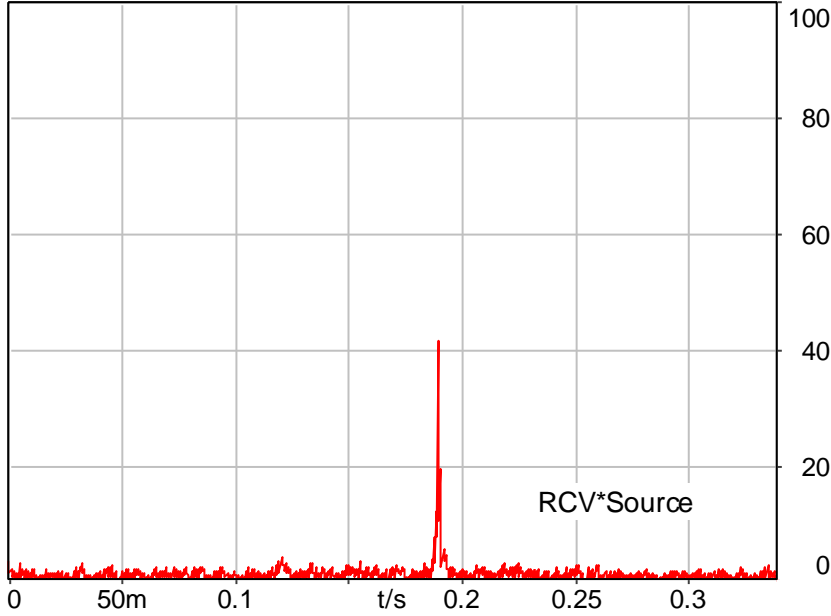




### Overall Receive Delay WB

TIA-5050 (2018-01) \ Measurements \ Wideband \ Preparation - Delay measurement

Cross correlation avg. FFT Size:131072 Overlap:0.0% Envelope %



Delay (Cross): 190.1 ms

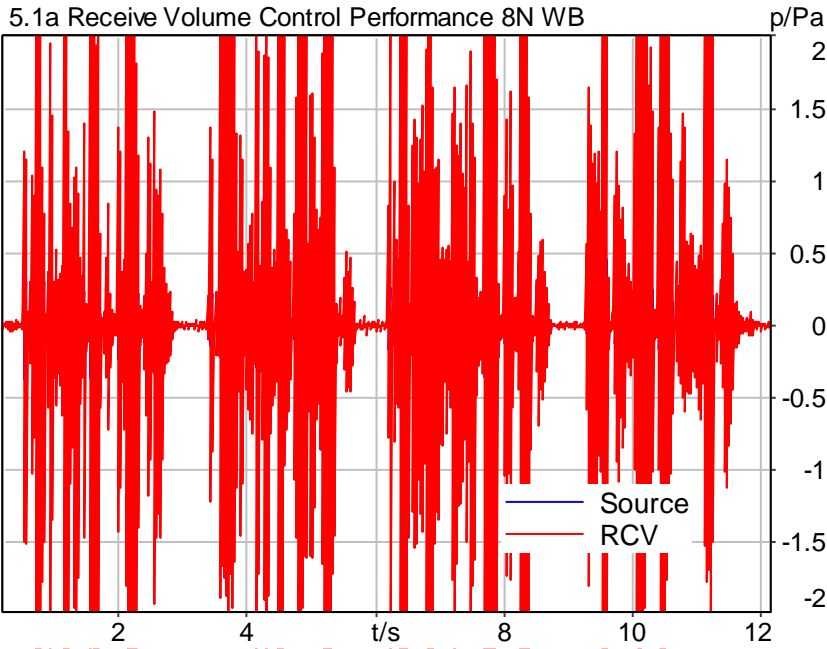
10/13/2023 6:44 PM ACQUA 5.1.200

Unmodified HEAD acoustics Measurement Descriptor



### 5.1a Receive Volume Control Performance 8N WB

TIA-5050 (2018-01) \ Measurements \ Wideband



Speech Level RCV: 89.53 dB[SPL], Act.: 57.17% Ok

**Ok**

10/13/2023 6:44 PM ACQUA 5.1.200

Unmodified HEAD acoustics Measurement Descriptor

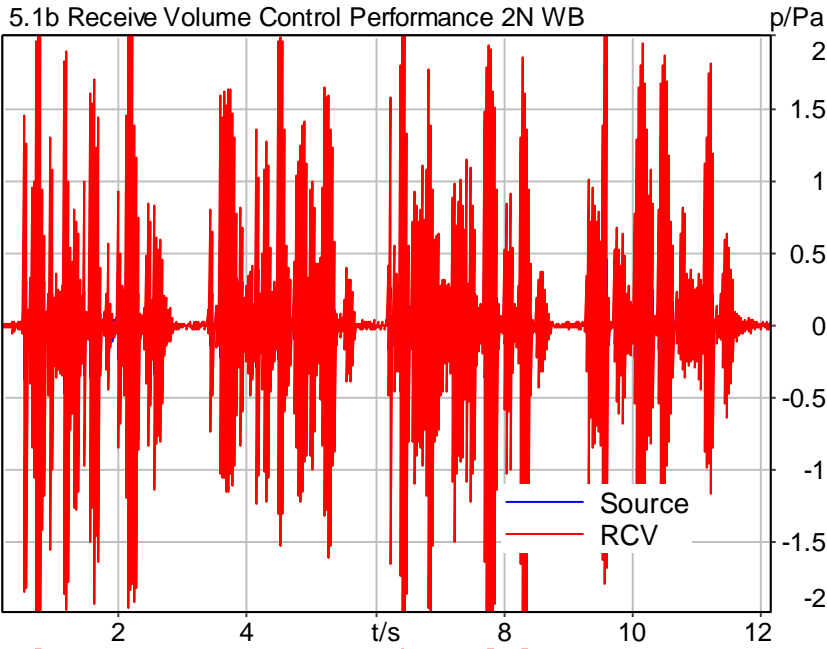
**Limits**

	lower
Run 1	88.00 dB20uPa



### 5.1b Receive Volume Control Performance 2N WB

TIA-5050 (2018-01) \ Measurements \ Wideband



Speech Level RCV: 88.63 dB[SPL], Act.: 25.67% Ok

**Ok**

10/13/2023 6:45 PM ACQUA 5.1.200

Unmodified HEAD acoustics Measurement Descriptor

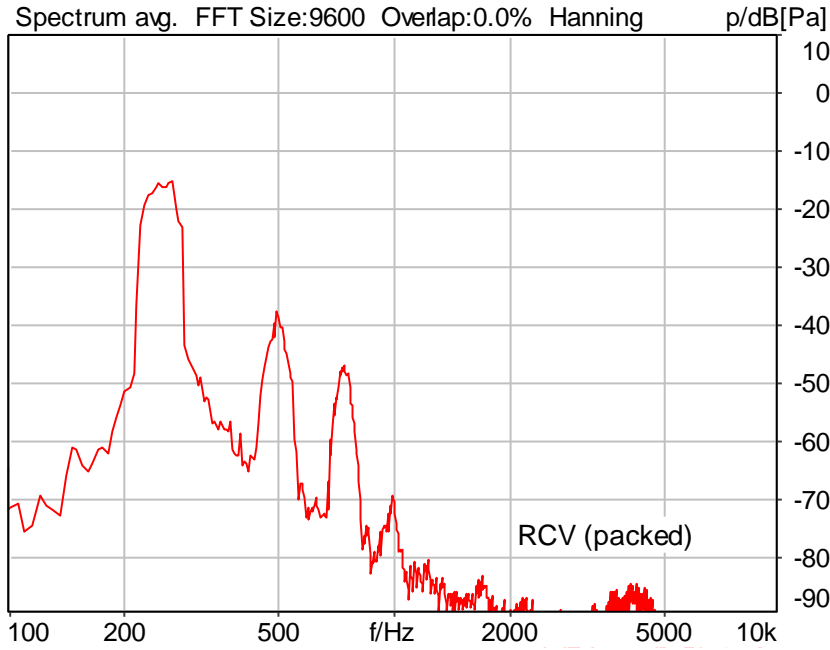
**Limits**

	<b>lower</b>
Run 1	76.00 dB20uPa



### 5.2 RCV Distortion and Noise - 250 Hz WB

TIA-5050 (2018-01) \ Measurements \ Wideband \ 5.2 Receive Distortion and Noise 8N change frequency range



Distortion (Noise) RCV (packed): 25.48 dB (5.32%) Ok

Ok

10/13/2023 6:46 PM ACQUA 5.1.200

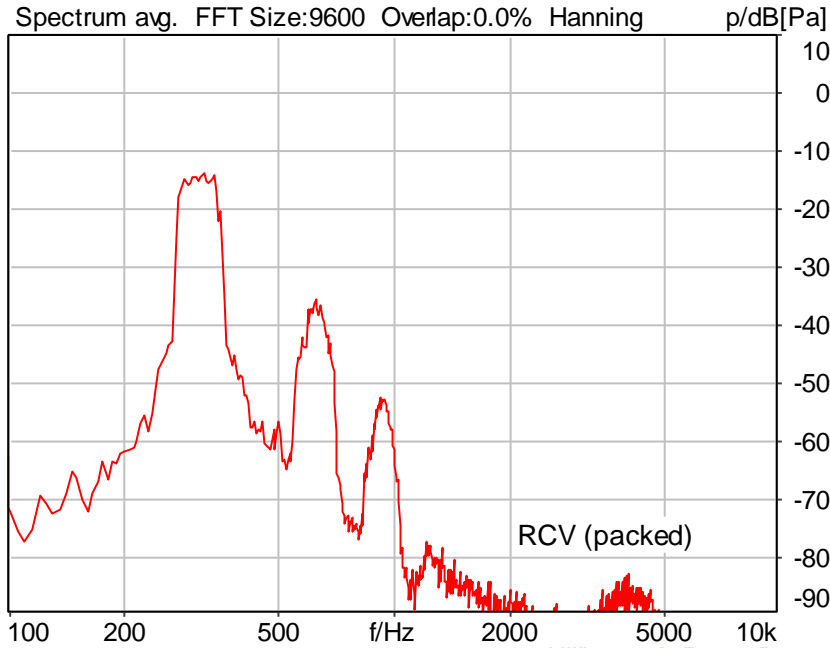
Limits

	lower
Run 1	20.00 dB



### 5.2 RCV Distortion and Noise - 315 Hz WB

TIA-5050 (2018-01) \ Measurements \ Wideband \ 5.2 Receive Distortion and Noise 8N change frequency range



Distortion (Noise) RCV (packed): 23.70 dB (6.53%) Ok

Ok

10/13/2023 6:46 PM ACQUA 5.1.200

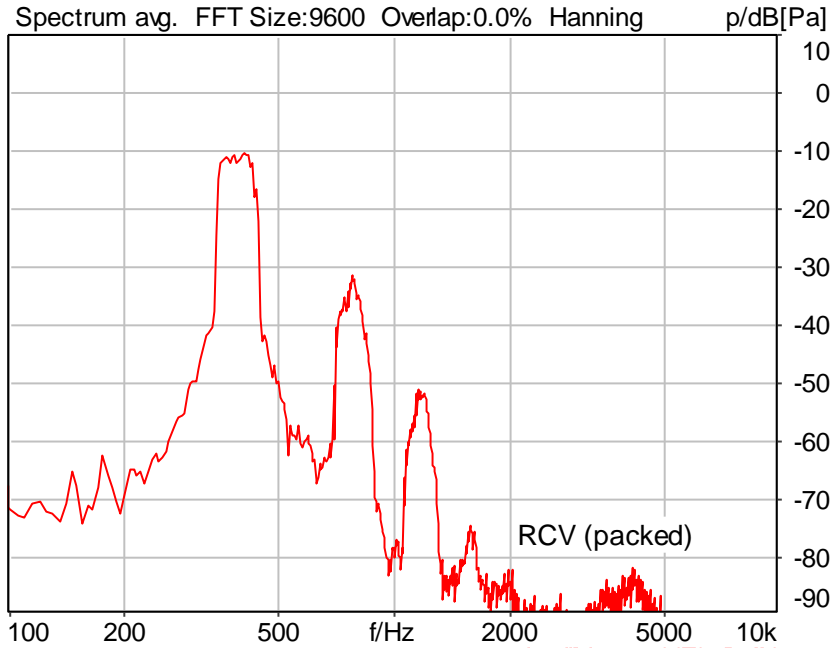
Limits

	lower
Run 1	20.00 dB



### 5.2 RCV Distortion and Noise - 400 Hz WB

TIA-5050 (2018-01) \ Measurements \ Wideband \ 5.2 Receive Distortion and Noise 8N change frequency range



Distortion (Noise) RCV (packed): 22.83 dB (7.22%) Ok

Ok

10/13/2023 6:46 PM ACQUA 5.1.200

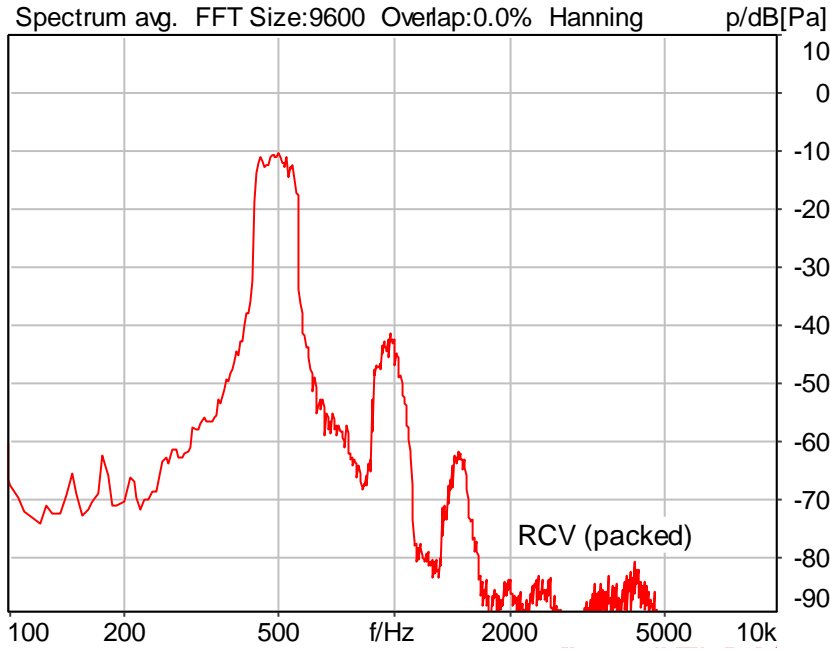
Limits

	lower
Run 1	20.00 dB



### 5.2 RCV Distortion and Noise - 500 Hz WB

TIA-5050 (2018-01) \ Measurements \ Wideband \ 5.2 Receive Distortion and Noise 8N change frequency range



Distortion (Noise) RCV (packed): 30.89 dB (2.85%) Ok

Ok

10/13/2023 6:47 PM ACQUA 5.1.200

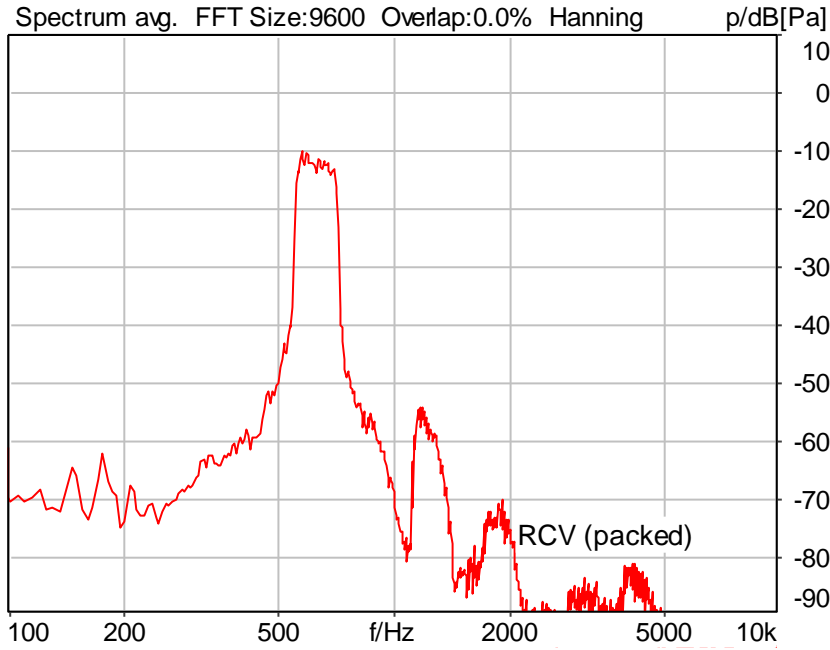
Limits

	lower
Run 1	20.00 dB



### 5.2 RCV Distortion and Noise - 630 Hz WB

TIA-5050 (2018-01) \ Measurements \ Wideband \ 5.2 Receive Distortion and Noise 8N change frequency range



Distortion (Noise) RCV (packed): 38.04 dB (1.25%) Ok

Ok

10/13/2023 6:47 PM ACQUA 5.1.200

Limits

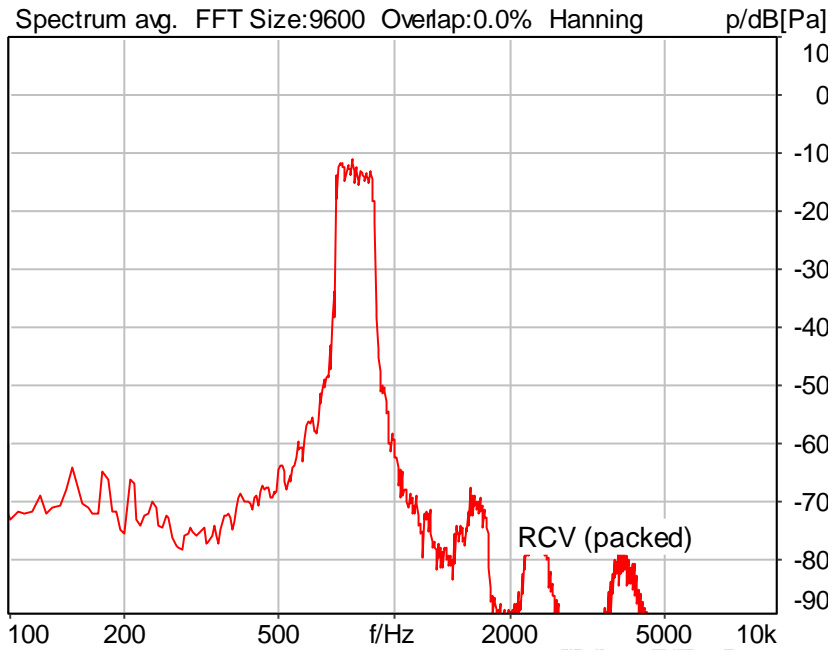
	lower
Run 1	20.00 dB





### 5.2 RCV Distortion and Noise - 800 Hz WB

TIA-5050 (2018-01) \ Measurements \ Wideband \ 5.2 Receive Distortion and Noise 8N change frequency range



Distortion (Noise) RCV (packed): 41.32 dB (0.86%) Ok

Ok

10/13/2023 6:48 PM ACQUA 5.1.200

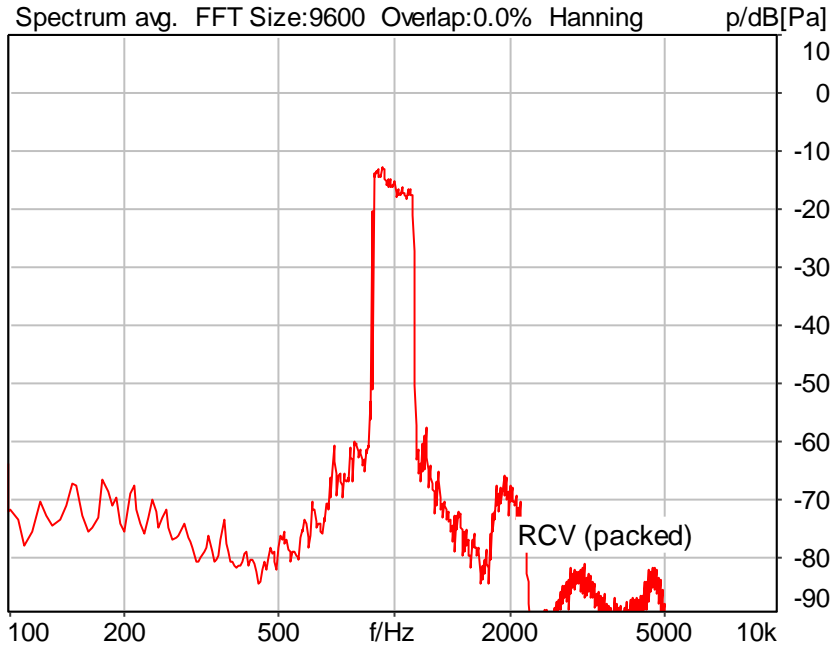
Limits

	lower
Run 1	20.00 dB



### 5.2 RCV Distortion and Noise - 1000 Hz WB

TIA-5050 (2018-01) \ Measurements \ Wideband \ 5.2 Receive Distortion and Noise 8N change frequency range



Distortion (Noise) RCV (packed): 45.17 dB (0.55%) Ok

Ok

10/13/2023 6:48 PM ACQUA 5.1.200

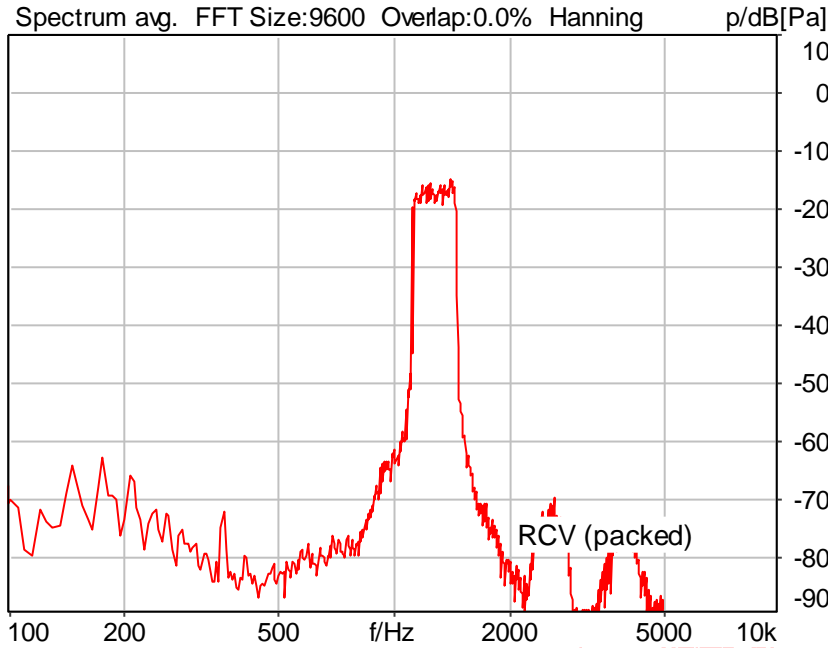
Limits

	lower
Run 1	20.00 dB



### 5.2 RCV Distortion and Noise - 1250 Hz WB

TIA-5050 (2018-01) \ Measurements \ Wideband \ 5.2 Receive Distortion and Noise 8N change frequency range



Distortion (Noise) RCV (packed): 33.61 dB (2.09%) Ok

Ok

10/13/2023 6:49 PM ACQUA 5.1.200

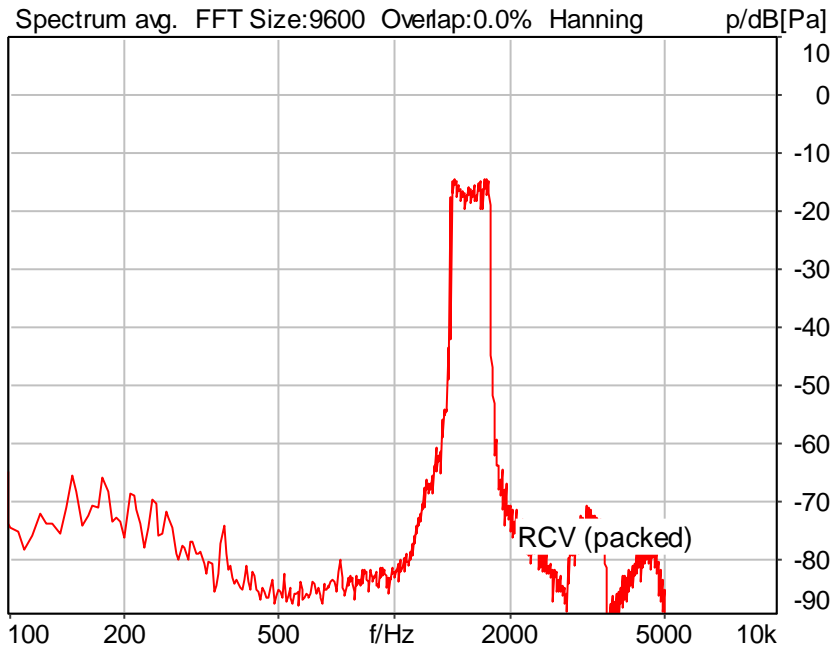
Limits

	lower
Run 1	20.00 dB



### 5.2 RCV Distortion and Noise - 1600 Hz WB

TIA-5050 (2018-01) \ Measurements \ Wideband \ 5.2 Receive Distortion and Noise 8N change frequency range



Distortion (Noise) RCV (packed): 44.29 dB (0.61%) Ok

Ok

10/13/2023 6:49 PM ACQUA 5.1.200

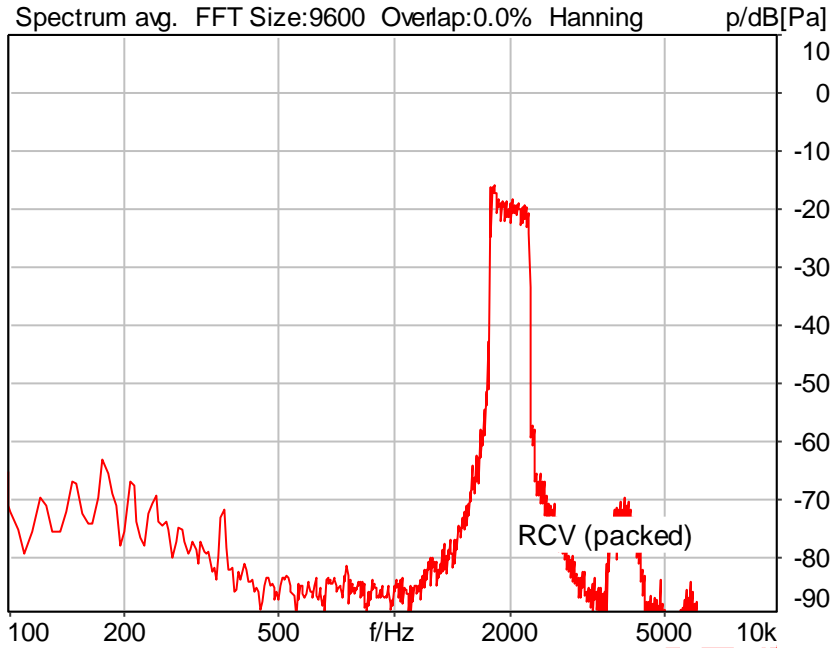
Limits

	lower
Run 1	20.00 dB



### 5.2 RCV Distortion and Noise - 2000 Hz WB

TIA-5050 (2018-01) \ Measurements \ Wideband \ 5.2 Receive Distortion and Noise 8N change frequency range



Distortion (Noise) RCV (packed): 41.52 dB (0.84%) Ok

Ok

10/13/2023 6:50 PM ACQUA 5.1.200

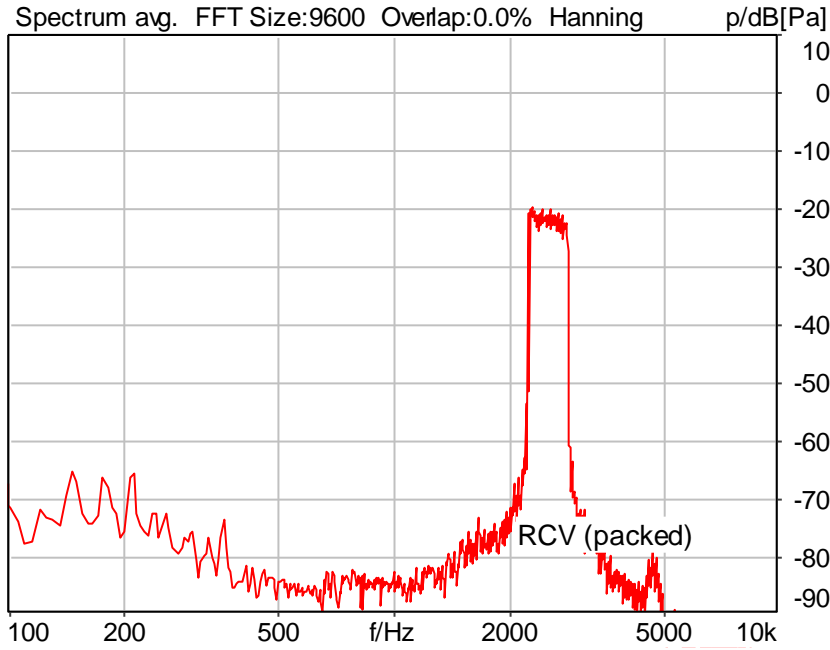
Limits

	lower
Run 1	20.00 dB



### 5.2 RCV Distortion and Noise - 2500 Hz WB

TIA-5050 (2018-01) \ Measurements \ Wideband \ 5.2 Receive Distortion and Noise 8N change frequency range



Distortion (Noise) RCV (packed): 45.12 dB (0.55%) Ok

Ok

10/13/2023 6:50 PM ACQUA 5.1.200

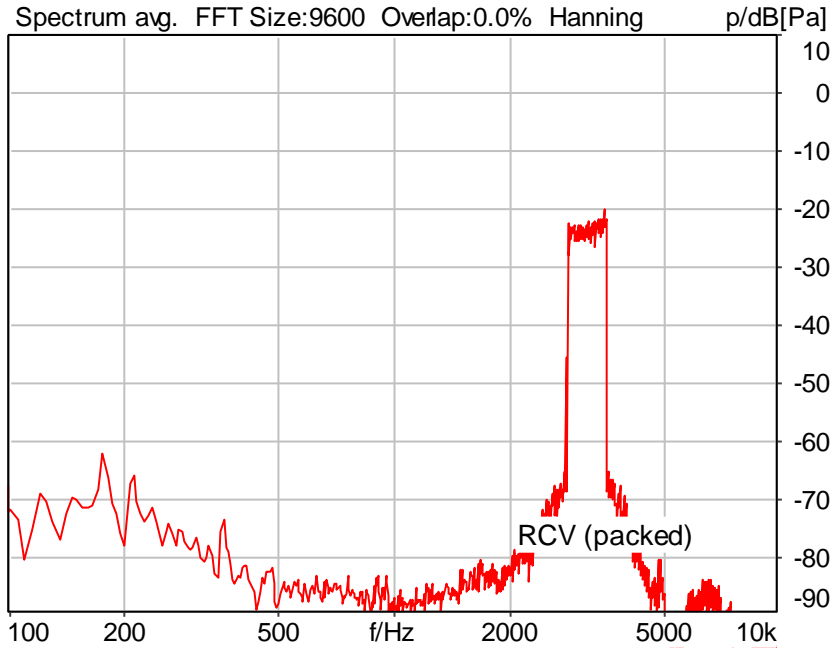
Limits

	lower
Run 1	20.00 dB



### 5.2 RCV Distortion and Noise - 3150 Hz WB

TIA-5050 (2018-01) \ Measurements \ Wideband \ 5.2 Receive Distortion and Noise 8N change frequency range



Distortion (Noise) RCV (packed): 44.02 dB (0.63%) Ok

Ok

10/13/2023 6:50 PM ACQUA 5.1.200

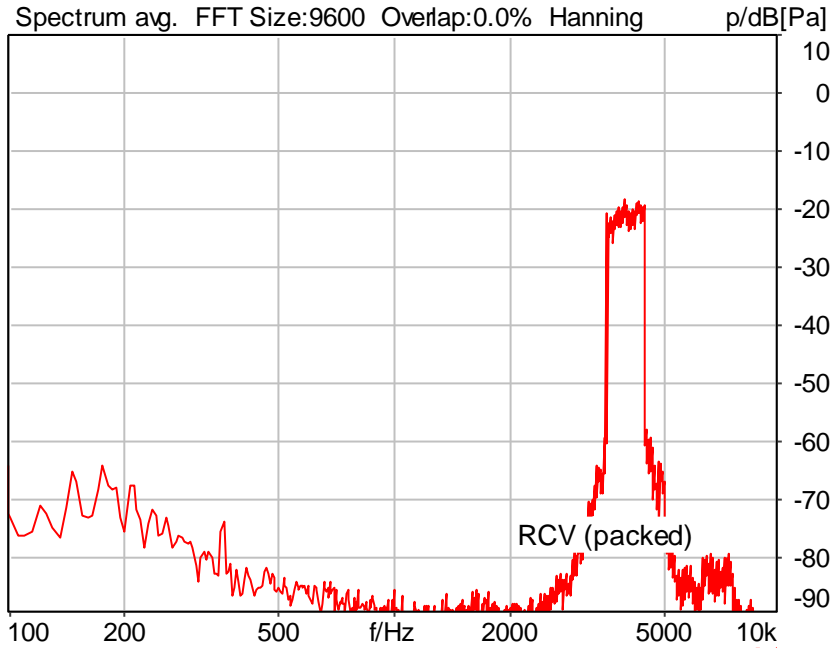
Limits

	lower
Run 1	20.00 dB



### 5.2 RCV Distortion and Noise - 4000 Hz WB

TIA-5050 (2018-01) \ Measurements \ Wideband \ 5.2 Receive Distortion and Noise 8N change frequency range



Distortion (Noise) RCV (packed): 43.53 dB (0.67%) Ok

Ok

10/13/2023 6:51 PM ACQUA 5.1.200

Limits

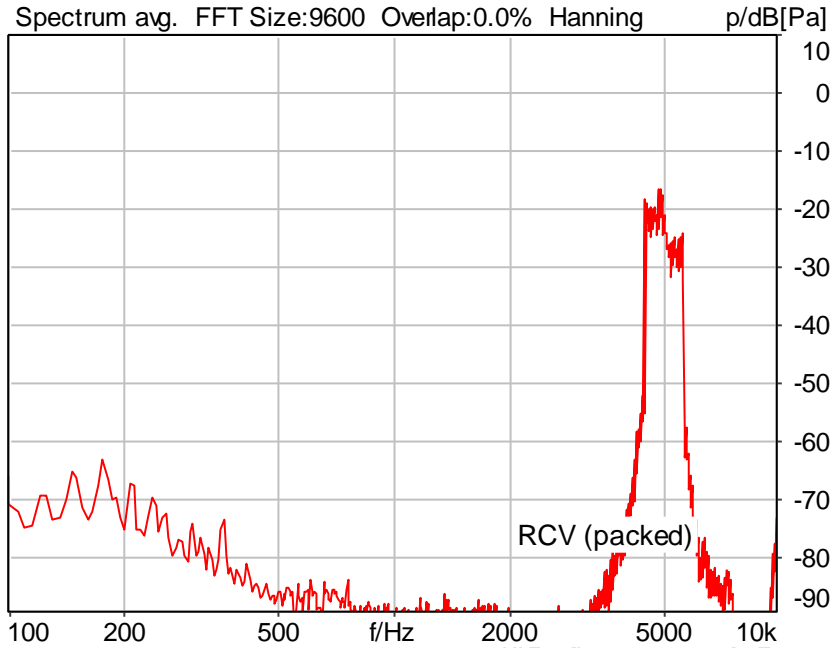
	lower
Run 1	20.00 dB





### 5.2 RCV Distortion and Noise - 5000 Hz WB

TIA-5050 (2018-01) \ Measurements \ Wideband \ 5.2 Receive Distortion and Noise 8N change frequency range



Distortion (Noise) RCV (packed): 40.02 dB (1.00%) Ok

Ok

10/13/2023 6:51 PM ACQUA 5.1.200

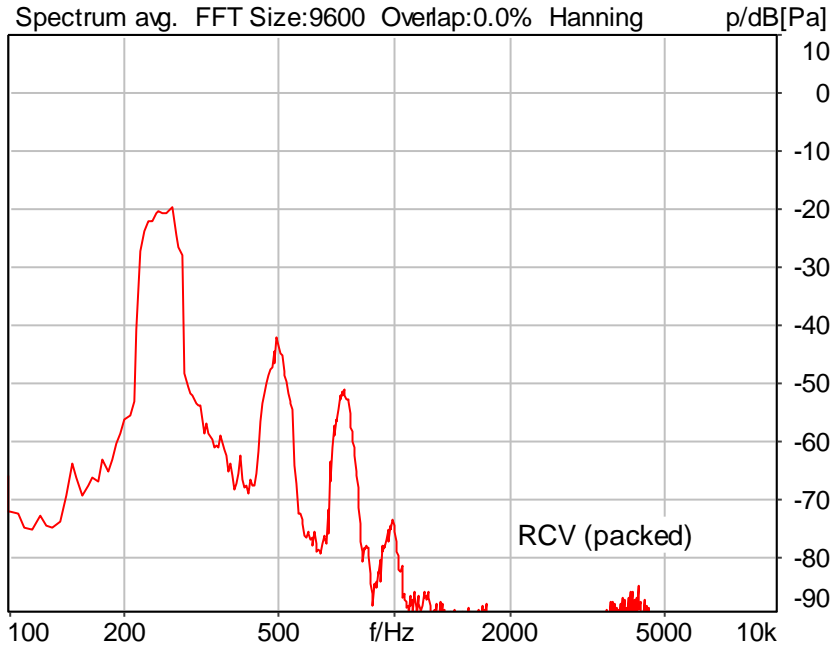
Limits

	lower
Run 1	20.00 dB



### 5.2 RCV Distortion and Noise - 250 Hz WB

TIA-5050 (2018-01) \ Measurements \ Wideband \ 5.2 Receive Distortion and Noise 2N change frequency range



Distortion (Noise) RCV (packed): 25.45 dB (5.34%) Ok

Ok

10/13/2023 6:52 PM ACQUA 5.1.200

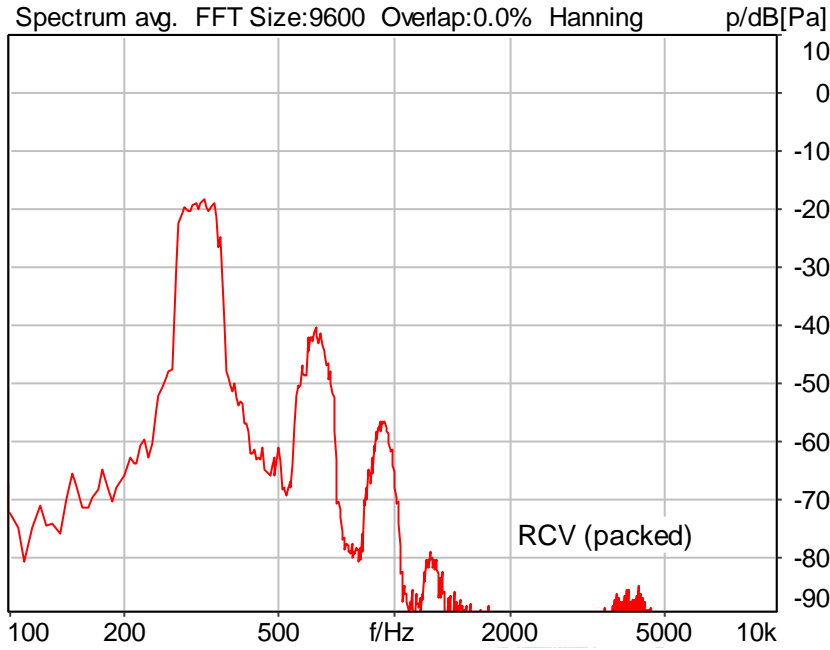
Limits

	lower
Run 1	20.00 dB



### 5.2 RCV Distortion and Noise - 315 Hz WB

TIA-5050 (2018-01) \ Measurements \ Wideband \ 5.2 Receive Distortion and Noise 2N change frequency range



Distortion (Noise) RCV (packed): 23.85 dB (6.42%) Ok

Ok

10/13/2023 6:53 PM ACQUA 5.1.200

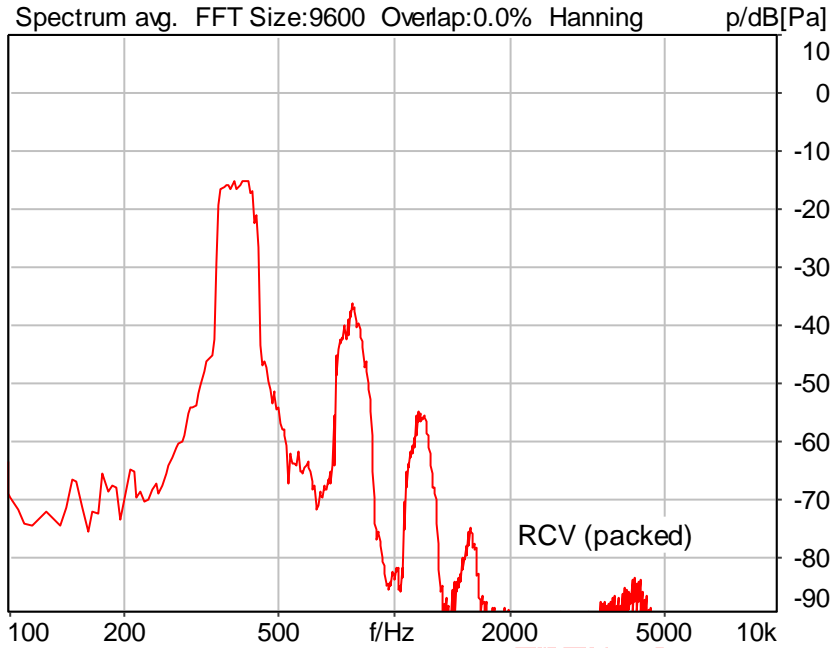
Limits

	lower
Run 1	20.00 dB



### 5.2 RCV Distortion and Noise - 400 Hz WB

TIA-5050 (2018-01) \ Measurements \ Wideband \ 5.2 Receive Distortion and Noise 2N change frequency range



Distortion (Noise) RCV (packed): 23.06 dB (7.03%) Ok

Ok

10/13/2023 6:53 PM ACQUA 5.1.200

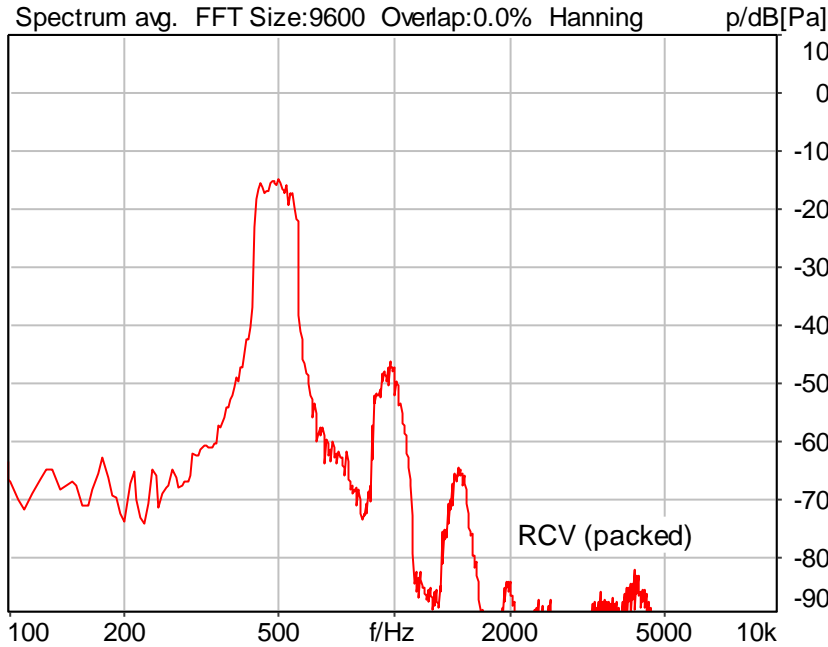
Limits

	lower
Run 1	20.00 dB



### 5.2 RCV Distortion and Noise - 500 Hz WB

TIA-5050 (2018-01) \ Measurements \ Wideband \ 5.2 Receive Distortion and Noise 2N change frequency range



Distortion (Noise) RCV (packed): 31.08 dB (2.79%) Ok

Ok

10/13/2023 6:54 PM ACQUA 5.1.200

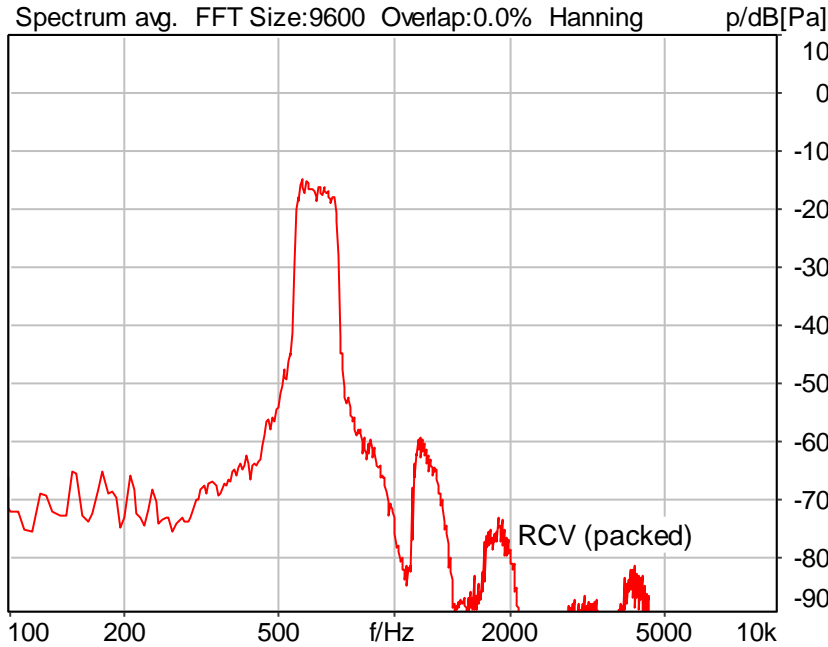
Limits

	lower
Run 1	20.00 dB



### 5.2 RCV Distortion and Noise - 630 Hz WB

TIA-5050 (2018-01) \ Measurements \ Wideband \ 5.2 Receive Distortion and Noise 2N change frequency range



Distortion (Noise) RCV (packed): 38.11 dB (1.24%) Ok

Ok

10/13/2023 6:54 PM ACQUA 5.1.200

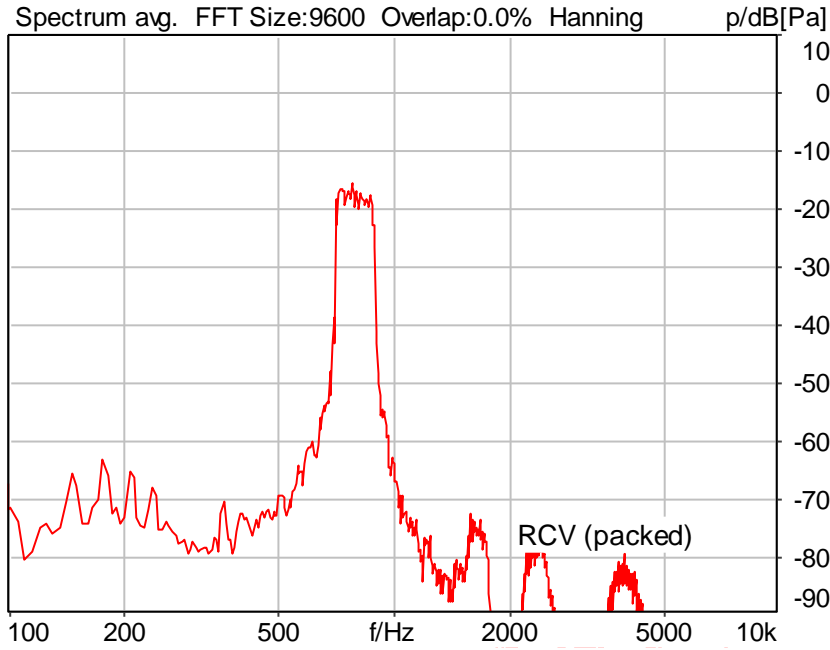
Limits

	lower
Run 1	20.00 dB



### 5.2 RCV Distortion and Noise - 800 Hz WB

TIA-5050 (2018-01) \ Measurements \ Wideband \ 5.2 Receive Distortion and Noise 2N change frequency range



Distortion (Noise) RCV (packed): 41.25 dB (0.87%) Ok

Ok

10/13/2023 6:54 PM ACQUA 5.1.200

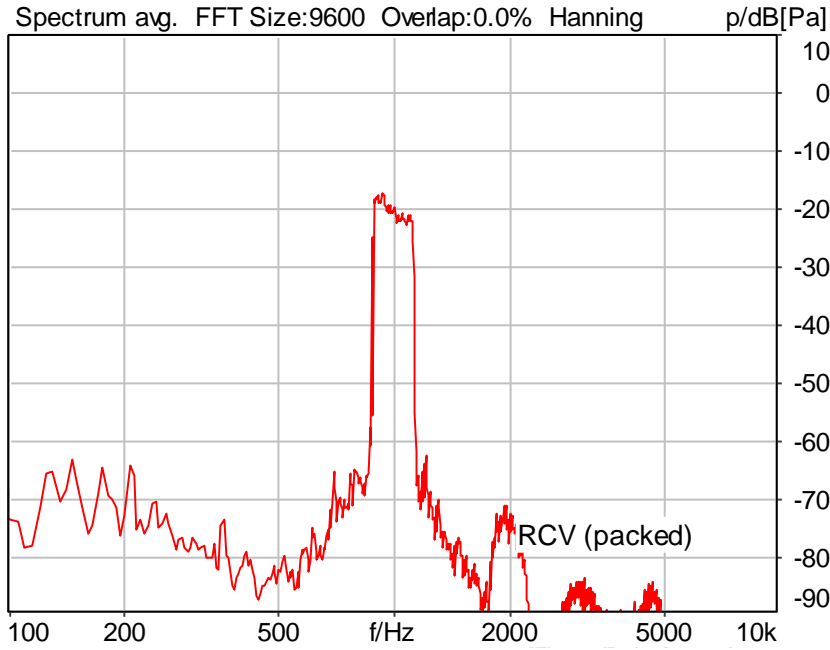
Limits

	lower
Run 1	20.00 dB



### 5.2 RCV Distortion and Noise - 1000 Hz WB

TIA-5050 (2018-01) \ Measurements \ Wideband \ 5.2 Receive Distortion and Noise 2N change frequency range



Distortion (Noise) RCV (packed): 45.24 dB (0.55%) Ok

Ok

10/13/2023 6:55 PM ACQUA 5.1.200

Limits

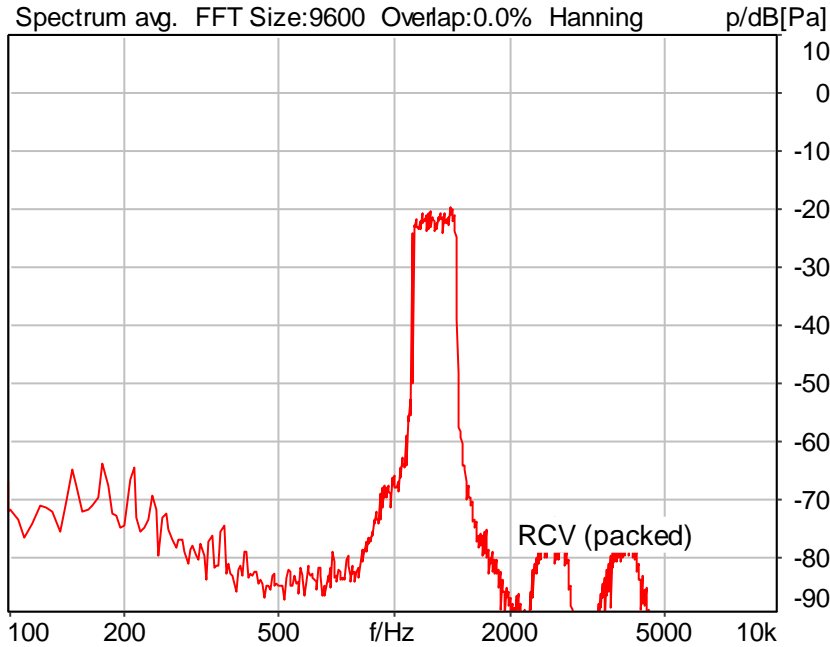
	lower
Run 1	20.00 dB





### 5.2 RCV Distortion and Noise - 1250 Hz WB

TIA-5050 (2018-01) \ Measurements \ Wideband \ 5.2 Receive Distortion and Noise 2N change frequency range



Distortion (Noise) RCV (packed): 33.03 dB (2.23%) Ok

Ok

10/13/2023 6:55 PM ACQUA 5.1.200

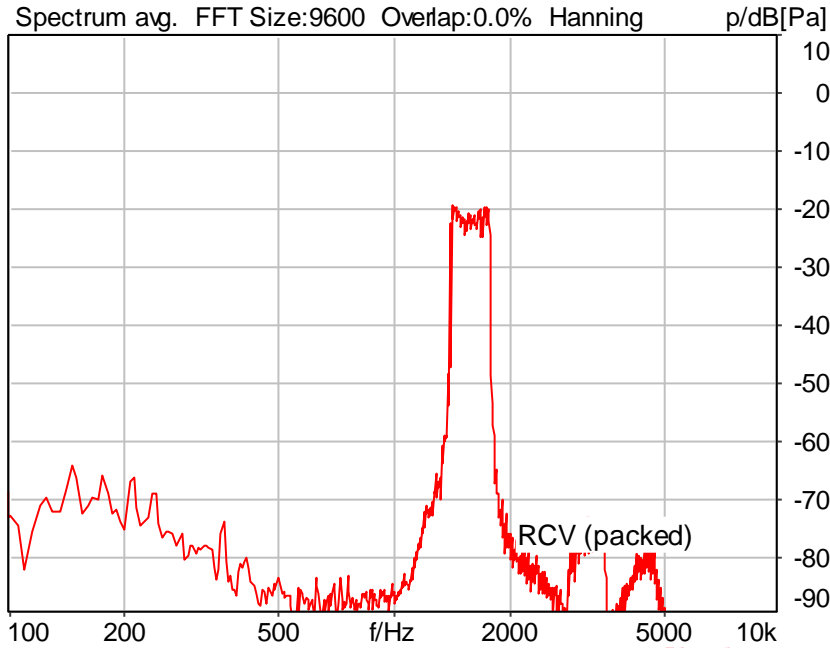
Limits

	lower
Run 1	20.00 dB



### 5.2 RCV Distortion and Noise - 1600 Hz WB

TIA-5050 (2018-01) \ Measurements \ Wideband \ 5.2 Receive Distortion and Noise 2N change frequency range



Distortion (Noise) RCV (packed): 43.67 dB (0.66%) Ok

Ok

10/13/2023 6:56 PM ACQUA 5.1.200

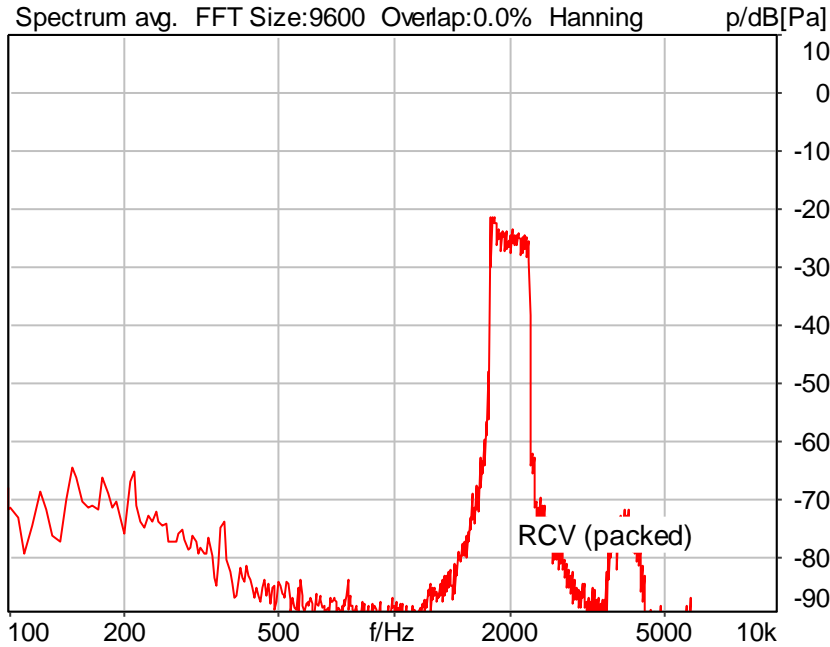
Limits

	lower
Run 1	20.00 dB



### 5.2 RCV Distortion and Noise - 2000 Hz WB

TIA-5050 (2018-01) \ Measurements \ Wideband \ 5.2 Receive Distortion and Noise 2N change frequency range



Distortion (Noise) RCV (packed): 40.65 dB (0.93%) Ok

Ok

10/13/2023 6:56 PM ACQUA 5.1.200

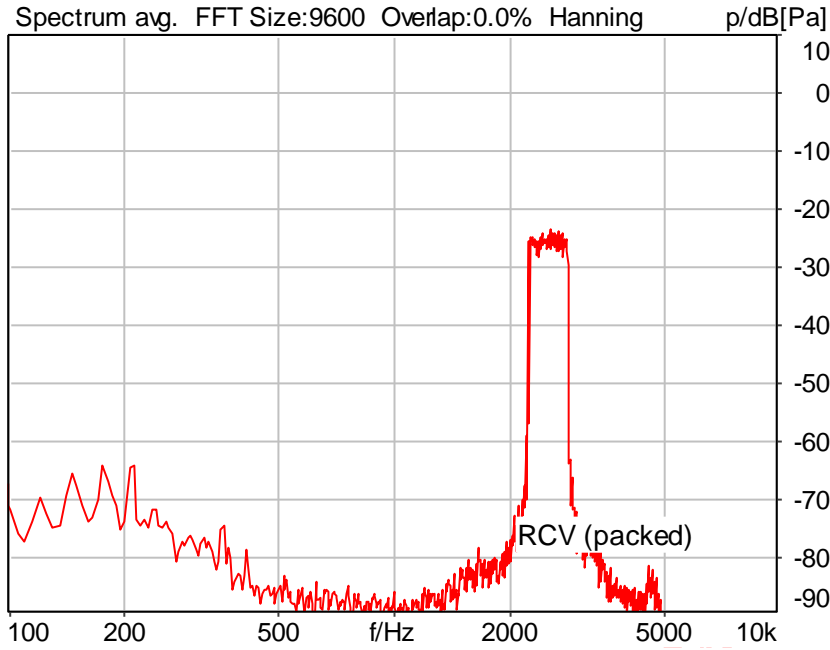
Limits

	lower
Run 1	20.00 dB



### 5.2 RCV Distortion and Noise - 2500 Hz WB

TIA-5050 (2018-01) \ Measurements \ Wideband \ 5.2 Receive Distortion and Noise 2N change frequency range



Distortion (Noise) RCV (packed): 44.84 dB (0.57%) Ok

Ok

10/13/2023 6:57 PM ACQUA 5.1.200

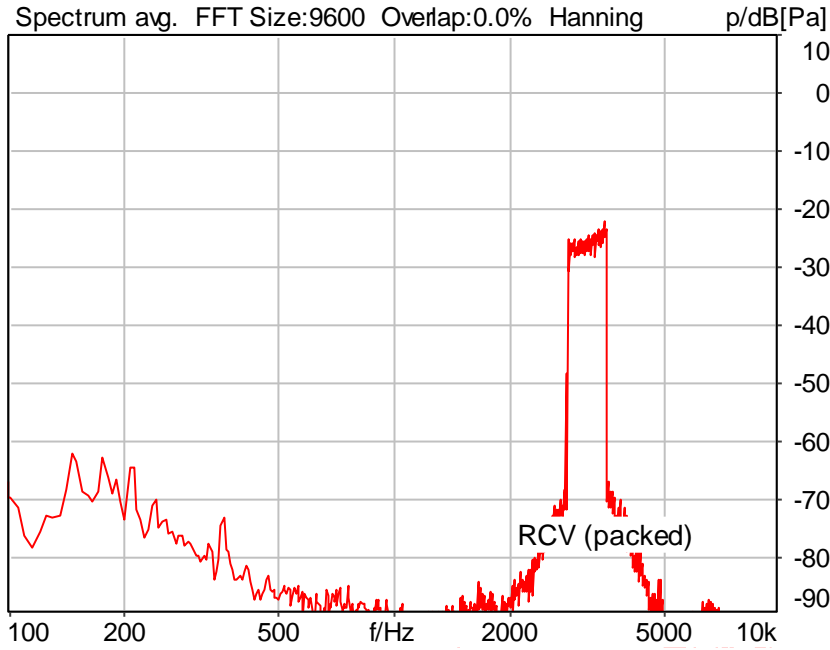
Limits

	lower
Run 1	20.00 dB



### 5.2 RCV Distortion and Noise - 3150 Hz WB

TIA-5050 (2018-01) \ Measurements \ Wideband \ 5.2 Receive Distortion and Noise 2N change frequency range



Distortion (Noise) RCV (packed): 44.51 dB (0.59%) Ok

Ok

10/13/2023 6:57 PM ACQUA 5.1.200

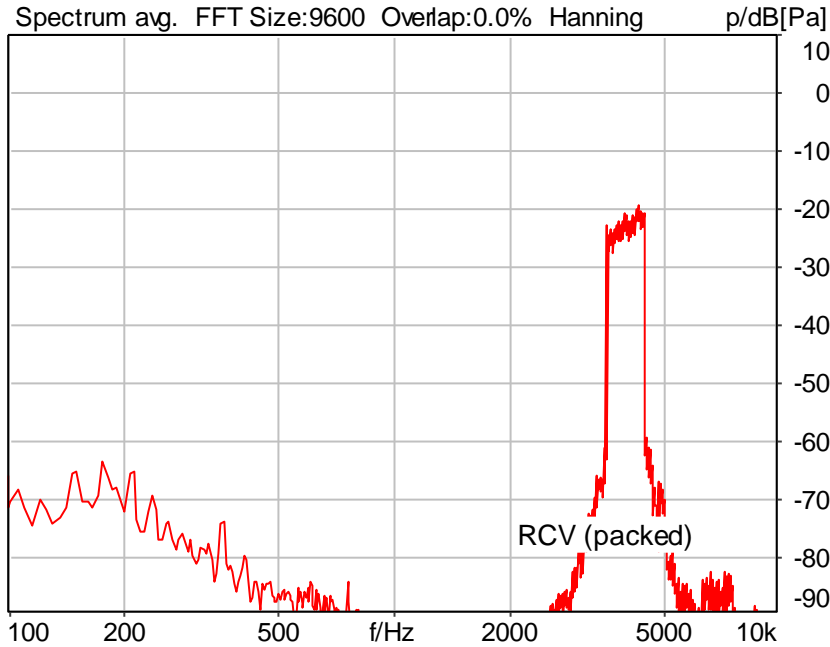
Limits

	lower
Run 1	20.00 dB



### 5.2 RCV Distortion and Noise - 4000 Hz WB

TIA-5050 (2018-01) \ Measurements \ Wideband \ 5.2 Receive Distortion and Noise 2N change frequency range



Distortion (Noise) RCV (packed): 44.06 dB (0.63%) Ok

Ok

10/13/2023 6:58 PM ACQUA 5.1.200

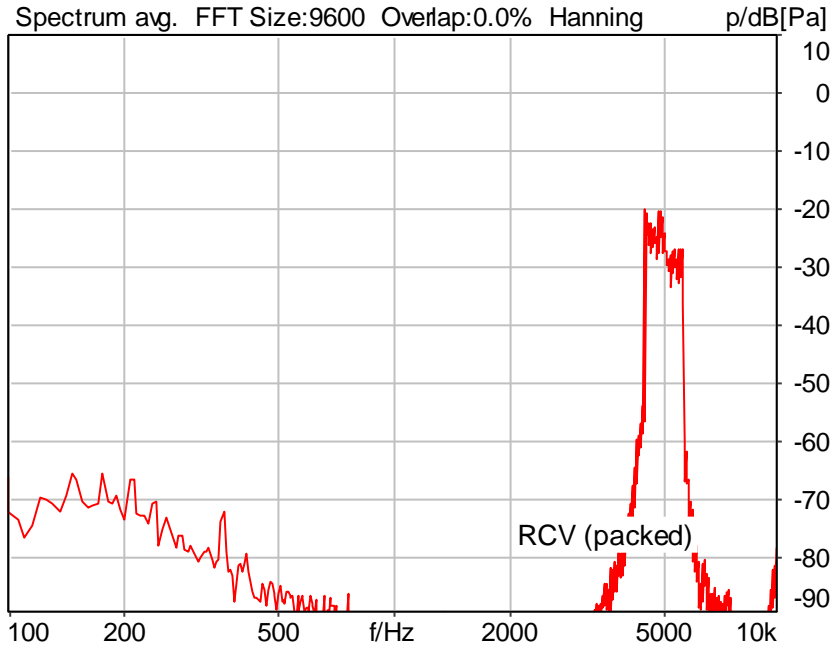
Limits

	lower
Run 1	20.00 dB



### 5.2 RCV Distortion and Noise - 5000 Hz WB

TIA-5050 (2018-01) \ Measurements \ Wideband \ 5.2 Receive Distortion and Noise 2N change frequency range



Distortion (Noise) RCV (packed): 39.17 dB (1.10%) Ok

Ok

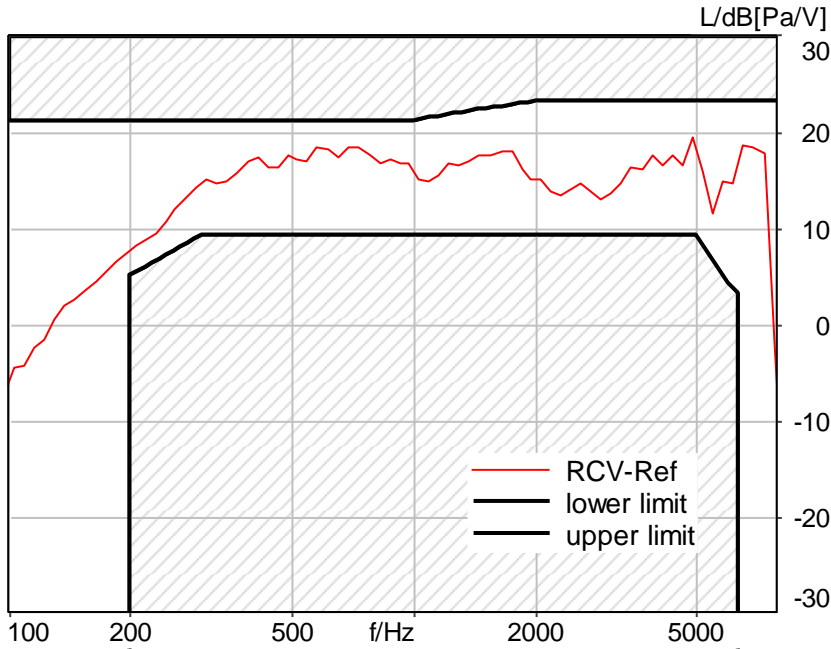
10/13/2023 6:58 PM ACQUA 5.1.200

Limits

	lower
Run 1	20.00 dB

### 5.3 Frequency Response 8N FF

TIA-5050 (2018-01) \ Measurements \ Wideband



Absolute minimal distance  
2.77 dB at 576.7 Hz Ok

**Ok**

10/13/2023 6:59 PM ACQUA 5.1.200  
Unmodified HEAD acoustics Measurement Descriptor

**Limits**

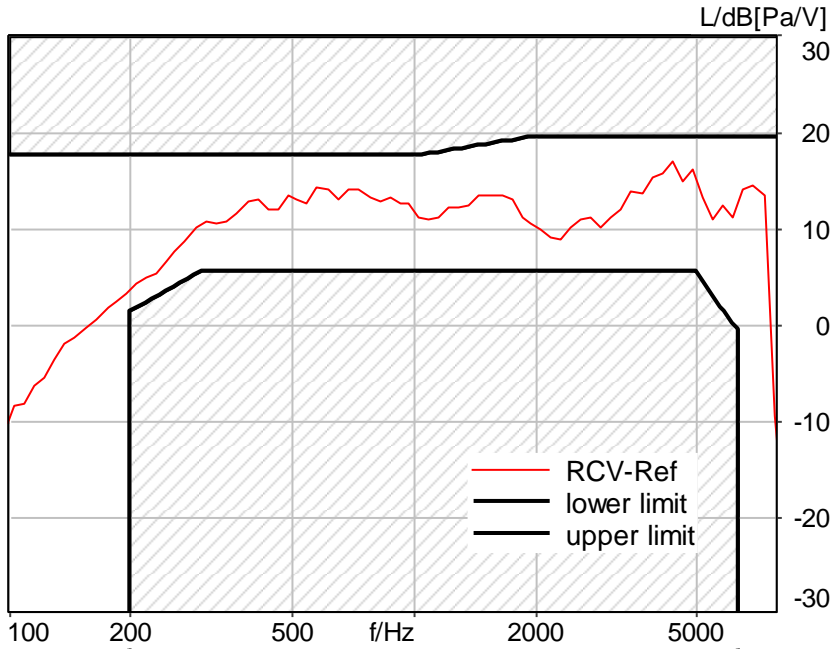
	<b>lower</b>
Run 1	Fit into tolerance





### 5.3 Frequency Response 2N FF

TIA-5050 (2018-01) \ Measurements \ Wideband



Absolute minimal distance  
2.47 dB at 4369.4 Hz Ok

Ok

10/13/2023 6:59 PM ACQUA 5.1.200

**Limits**

	<b>lower</b>
Run 1	Fit into tolerance



#18 NR n77 EVS WB 24.4Kbps

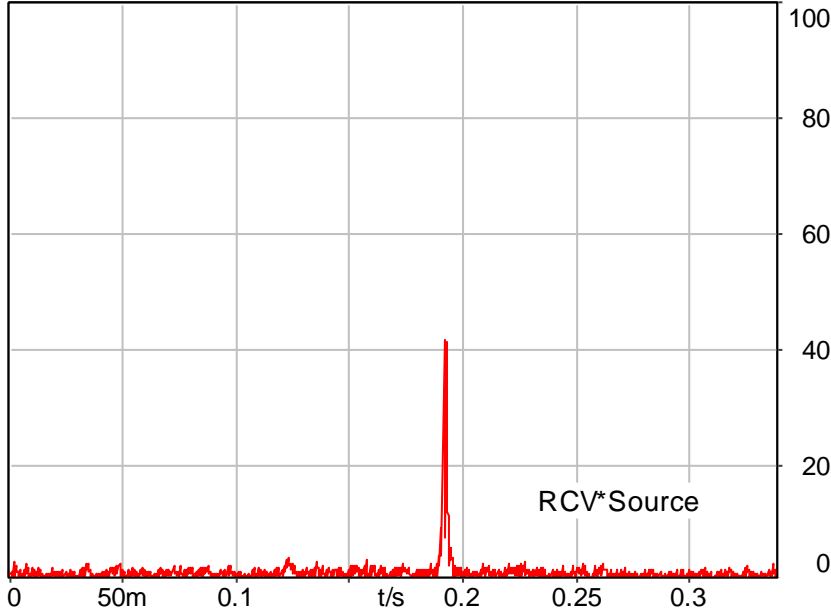
SMD	Status	Single Value Description	Single Value
Overall Receive Delay WB	Done	Delay (Cross) [ms]	192.5
5.1a Receive Volume Control Performance 8N WB	Ok	Speech Level [dB[SPL]]	89.23
5.1b Receive Volume Control Performance 2N WB	Ok	Speech Level [dB[SPL]]	88.07
5.2 RCV Distortion and Noise - 250 Hz WB	Ok	Distortion (Noise) [dB], 0.0 dB	25.64
5.2 RCV Distortion and Noise - 315 Hz WB	Ok	Distortion (Noise) [dB], 0.0 dB	24.08
5.2 RCV Distortion and Noise - 400 Hz WB	Ok	Distortion (Noise) [dB], 0.0 dB	23.09
5.2 RCV Distortion and Noise - 500 Hz WB	Ok	Distortion (Noise) [dB], 0.0 dB	30.82
5.2 RCV Distortion and Noise - 630 Hz WB	Ok	Distortion (Noise) [dB], 0.0 dB	37.91
5.2 RCV Distortion and Noise - 800 Hz WB	Ok	Distortion (Noise) [dB], 0.0 dB	41.16
5.2 RCV Distortion and Noise - 1000 Hz WB	Ok	Distortion (Noise) [dB], 0.0 dB	45.16
5.2 RCV Distortion and Noise - 1250 Hz WB	Ok	Distortion (Noise) [dB], 0.0 dB	33.07
5.2 RCV Distortion and Noise - 1600 Hz WB	Ok	Distortion (Noise) [dB], 0.0 dB	44.42
5.2 RCV Distortion and Noise - 2000 Hz WB	Ok	Distortion (Noise) [dB], 0.0 dB	42.75
5.2 RCV Distortion and Noise - 2500 Hz WB	Ok	Distortion (Noise) [dB], 0.0 dB	45.08
5.2 RCV Distortion and Noise - 3150 Hz WB	Ok	Distortion (Noise) [dB], 0.0 dB	43.81
5.2 RCV Distortion and Noise - 4000 Hz WB	Ok	Distortion (Noise) [dB], 0.0 dB	43.17
5.2 RCV Distortion and Noise - 5000 Hz WB	Ok	Distortion (Noise) [dB], 0.0 dB	40.19
5.2 RCV Distortion and Noise - 250 Hz WB	Ok	Distortion (Noise) [dB], 0.0 dB	25.59
5.2 RCV Distortion and Noise - 315 Hz WB	Ok	Distortion (Noise) [dB], 0.0 dB	24.09
5.2 RCV Distortion and Noise - 400 Hz WB	Ok	Distortion (Noise) [dB], 0.0 dB	23.21
5.2 RCV Distortion and Noise - 500 Hz WB	Ok	Distortion (Noise) [dB], 0.0 dB	30.98
5.2 RCV Distortion and Noise - 630 Hz WB	Ok	Distortion (Noise) [dB], 0.0 dB	38.00
5.2 RCV Distortion and Noise - 800 Hz WB	Ok	Distortion (Noise) [dB], 0.0 dB	41.12
5.2 RCV Distortion and Noise - 1000 Hz WB	Ok	Distortion (Noise) [dB], 0.0 dB	45.16
5.2 RCV Distortion and Noise - 1250 Hz WB	Ok	Distortion (Noise) [dB], 0.0 dB	32.98
5.2 RCV Distortion and Noise - 1600 Hz WB	Ok	Distortion (Noise) [dB], 0.0 dB	43.64
5.2 RCV Distortion and Noise - 2000 Hz WB	Ok	Distortion (Noise) [dB], 0.0 dB	40.69
5.2 RCV Distortion and Noise - 2500 Hz WB	Ok	Distortion (Noise) [dB], 0.0 dB	45.06
5.2 RCV Distortion and Noise - 3150 Hz WB	Ok	Distortion (Noise) [dB], 0.0 dB	44.42
5.2 RCV Distortion and Noise - 4000 Hz WB	Ok	Distortion (Noise) [dB], 0.0 dB	44.09
5.2 RCV Distortion and Noise - 5000 Hz WB	Ok	Distortion (Noise) [dB], 0.0 dB	39.11
5.3 Frequency Response 8N FF	Ok	Min. dist. to tolerance scheme [dB], 4870.0 Hz	2.76
5.3 Frequency Response 2N FF	Ok	Min. dist. to tolerance scheme [dB], 4369.4 Hz	1.94



### Overall Receive Delay WB

TIA-5050 (2018-01) \ Measurements \ Wideband \ Preparation - Delay measurement

Cross correlation avg. FFT Size:131072 Overlap:0.0% Envelope | %



Delay (Cross): 192.5 ms

10/13/2023 7:24 PM ACQUA 5.1.200

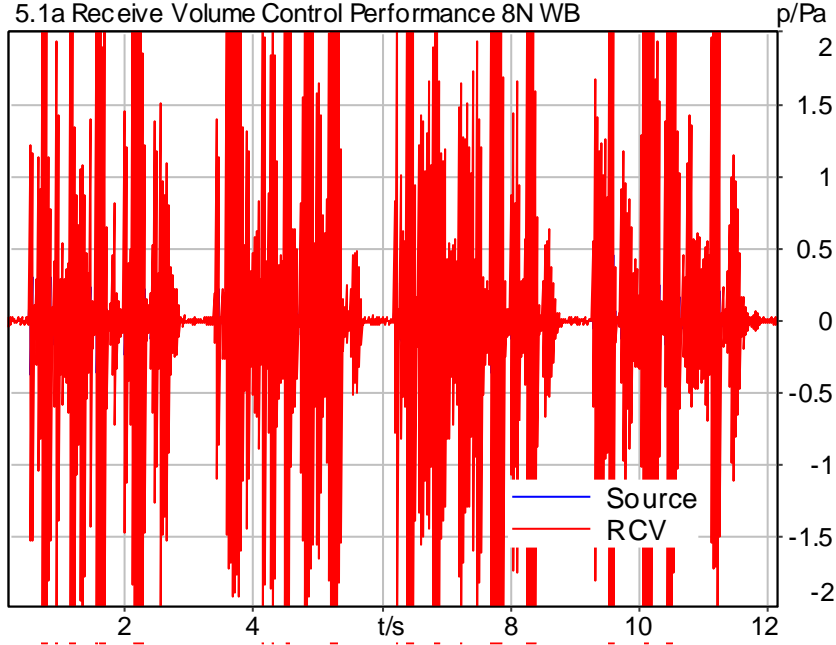
Unmodified HEAD acoustics Measurement Descriptor



### 5.1a Receive Volume Control Performance 8N WB

TIA-5050 (2018-01) \ Measurements \ Wideband

5.1a Receive Volume Control Performance 8N WB



Speech Level RCV: 89.23 dB[SPL], Act.: 59.46% Ok

Ok

10/13/2023 7:24 PM ACQUA 5.1.200

Unmodified HEAD acoustics Measurement Descriptor

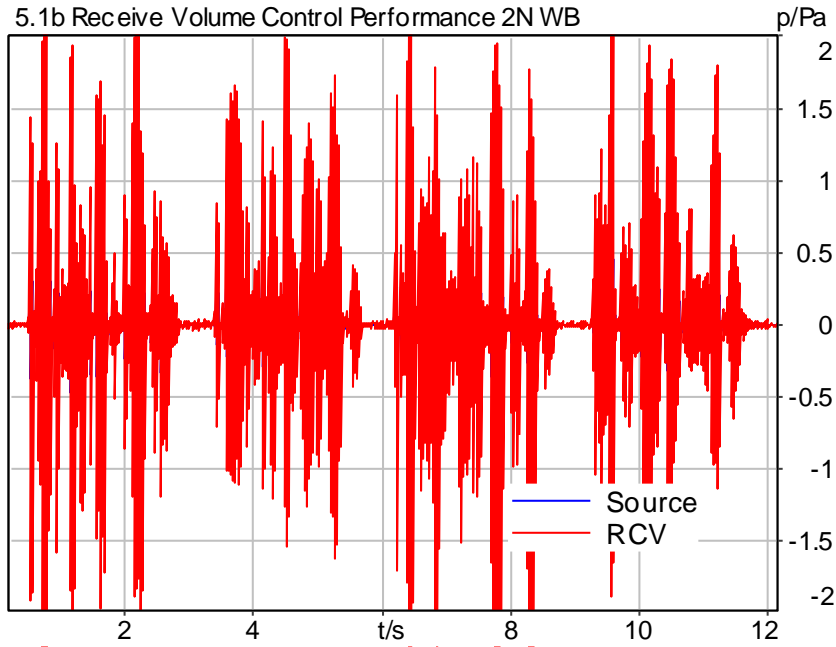
**Limits**

	<b>lower</b>
Run 1	88.00 dB20uPa



### 5.1b Receive Volume Control Performance 2N WB

TIA-5050 (2018-01) \ Measurements \ Wideband



Speech Level RCV: 88.07 dB[SPL], Act.: 27.92% Ok

Ok

10/13/2023 7:25 PM ACQUA 5.1.200

Unmodified HEAD acoustics Measurement Descriptor

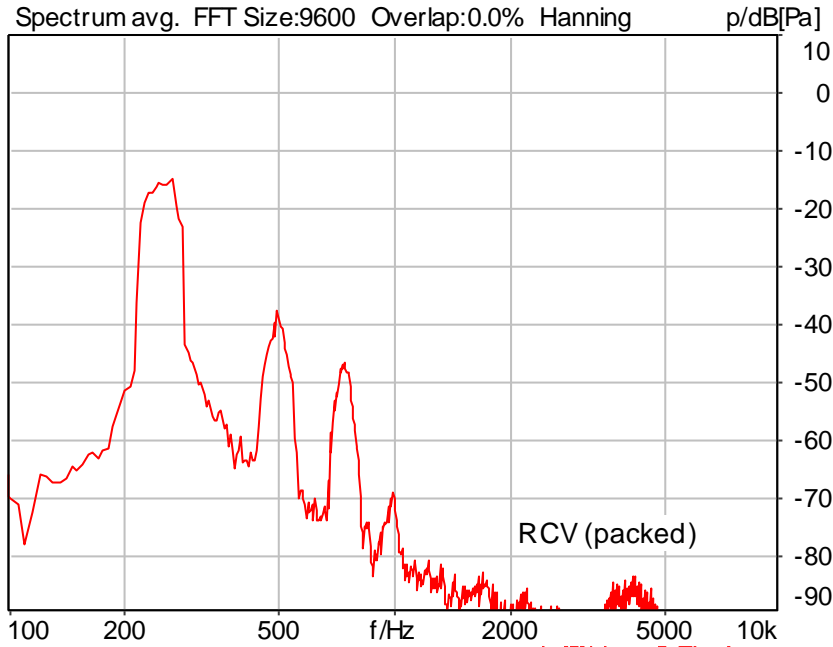
**Limits**

	<b>lower</b>
Run 1	76.00 dB20uPa



### 5.2 RCV Distortion and Noise - 250 Hz WB

TIA-5050 (2018-01) \ Measurements \ Wideband \ 5.2 Receive Distortion and Noise 8N change frequency range



Distortion (Noise) RCV (packed): 25.64 dB (5.22%) Ok

Ok

10/13/2023 7:26 PM ACQUA 5.1.200

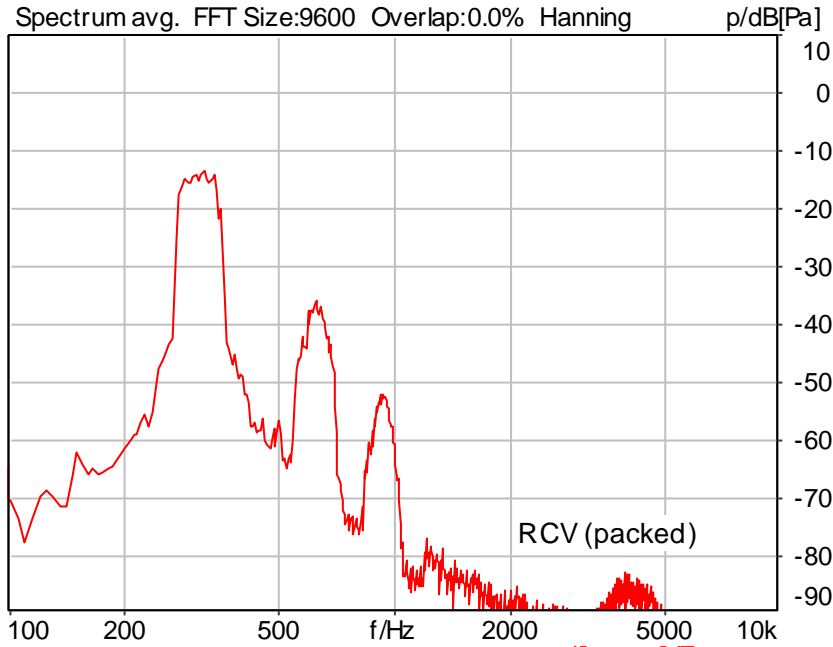
Limits

	lower
Run 1	20.00 dB



### 5.2 RCV Distortion and Noise - 315 Hz WB

TIA-5050 (2018-01) \ Measurements \ Wideband \ 5.2 Receive Distortion and Noise 8N change frequency range



Distortion (Noise) RCV (packed): 24.08 dB (6.25%) Ok

Ok

10/13/2023 7:26 PM ACQUA 5.1.200

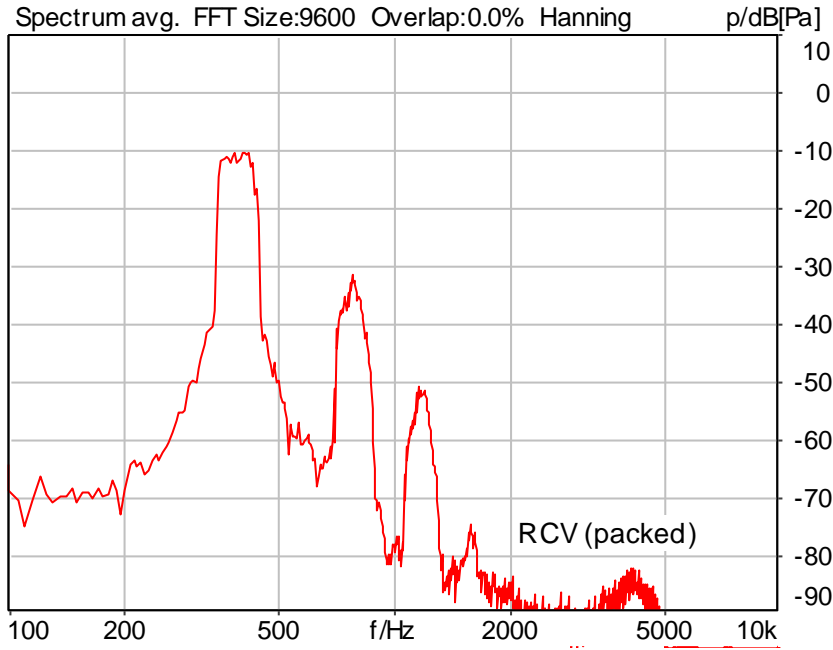
Limits

	lower
Run 1	20.00 dB



### 5.2 RCV Distortion and Noise - 400 Hz WB

TIA-5050 (2018-01) \ Measurements \ Wideband \ 5.2 Receive Distortion and Noise 8N change frequency range



Distortion (Noise) RCV (packed): 23.09 dB (7.00%) Ok

Ok

10/13/2023 7:27 PM ACQUA 5.1.200

Limits

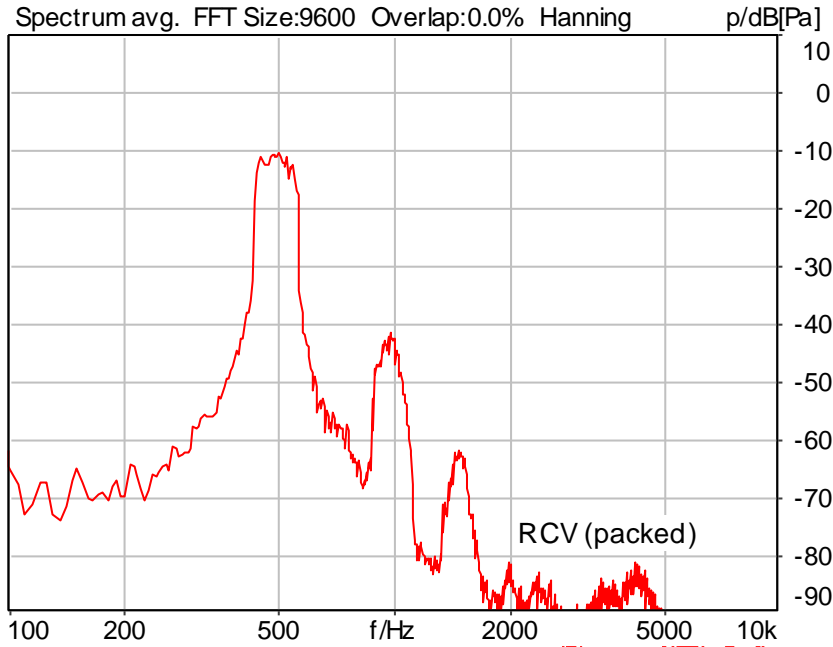
	lower
Run 1	20.00 dB





### 5.2 RCV Distortion and Noise - 500 Hz WB

TIA-5050 (2018-01) \ Measurements \ Wideband \ 5.2 Receive Distortion and Noise 8N change frequency range



Distortion (Noise) RCV (packed): 30.82 dB (2.88%) Ok

Ok

10/13/2023 7:27 PM ACQUA 5.1.200

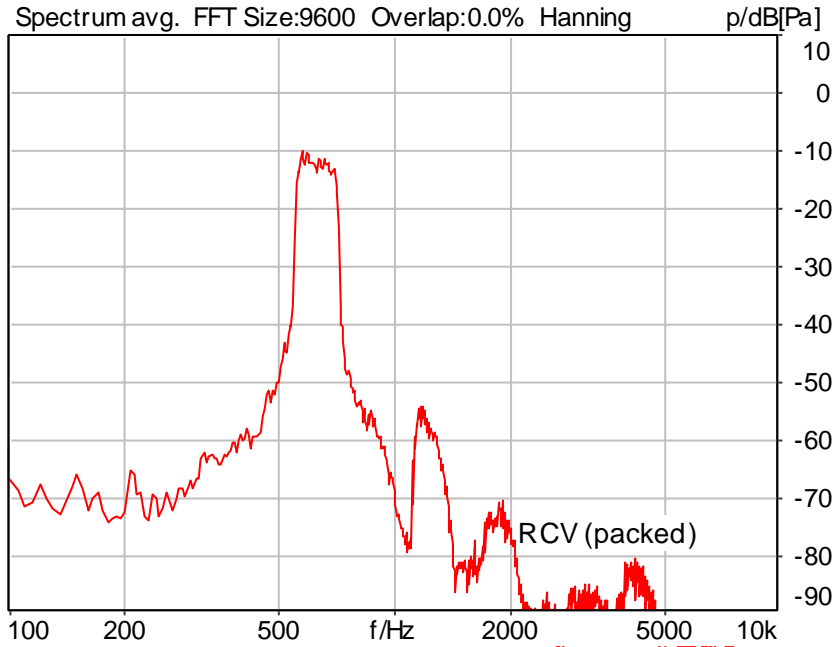
Limits

	lower
Run 1	20.00 dB



### 5.2 RCV Distortion and Noise - 630 Hz WB

TIA-5050 (2018-01) \ Measurements \ Wideband \ 5.2 Receive Distortion and Noise 8N change frequency range



Distortion (Noise) RCV (packed): 37.91 dB (1.27%) Ok

Ok

10/13/2023 7:27 PM ACQUA 5.1.200

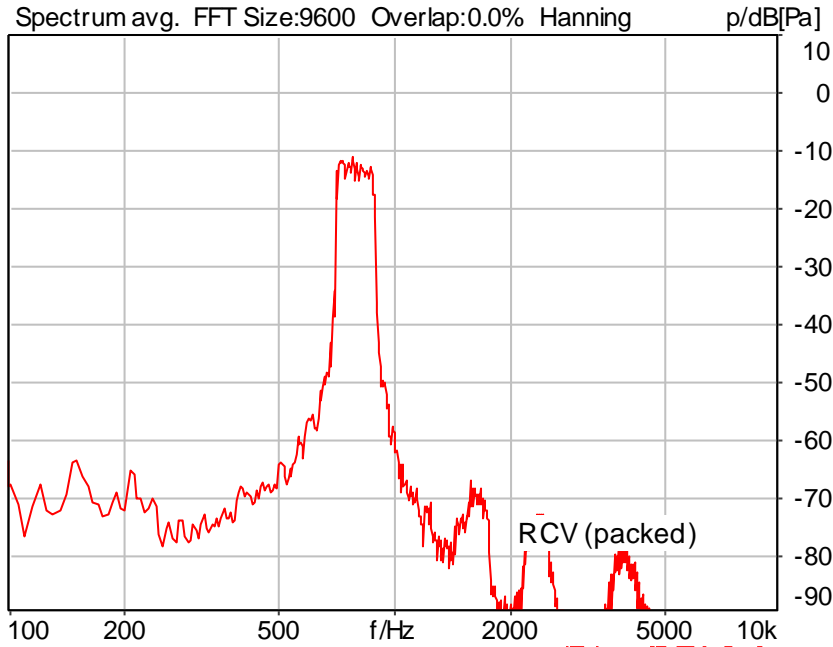
Limits

	lower
Run 1	20.00 dB



### 5.2 RCV Distortion and Noise - 800 Hz WB

TIA-5050 (2018-01) \ Measurements \ Wideband \ 5.2 Receive Distortion and Noise 8N change frequency range



Distortion (Noise) RCV (packed): 41.16 dB (0.87%) Ok

Ok

10/13/2023 7:28 PM ACQUA 5.1.200

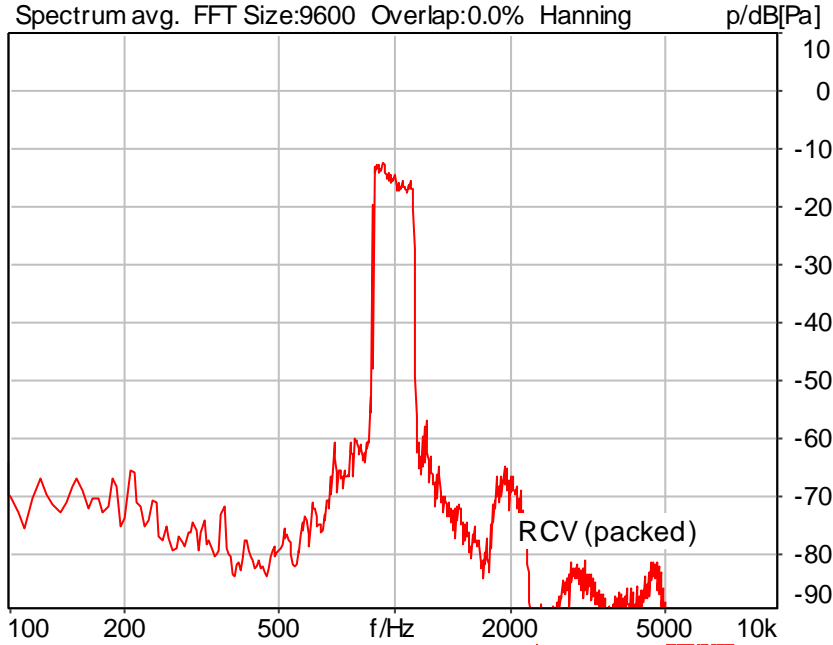
Limits

	lower
Run 1	20.00 dB



### 5.2 RCV Distortion and Noise - 1000 Hz WB

TIA-5050 (2018-01) \ Measurements \ Wideband \ 5.2 Receive Distortion and Noise 8N change frequency range



Distortion (Noise) RCV (packed): 45.16 dB (0.55%) Ok

Ok

10/13/2023 7:28 PM ACQUA 5.1.200

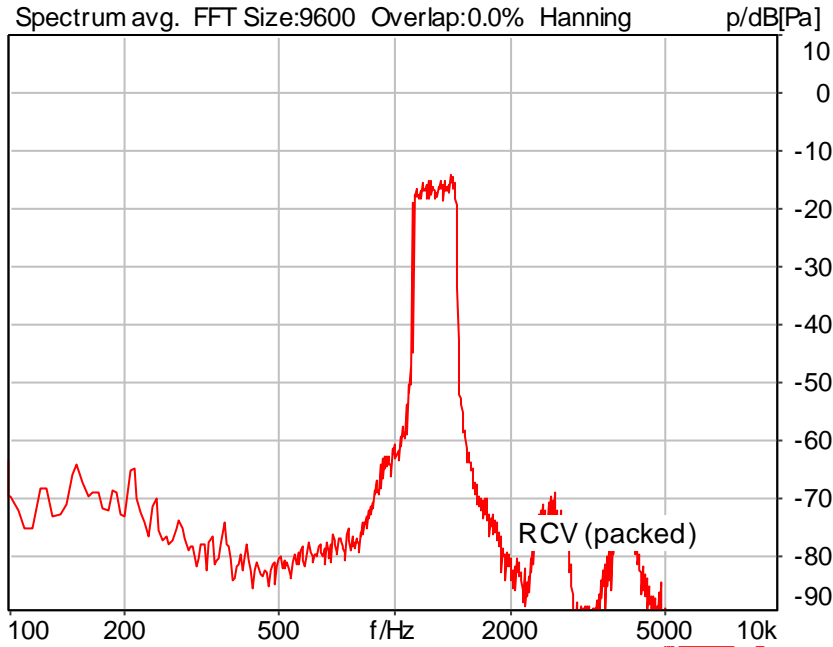
Limits

	lower
Run 1	20.00 dB



### 5.2 RCV Distortion and Noise - 1250 Hz WB

TIA-5050 (2018-01) \ Measurements \ Wideband \ 5.2 Receive Distortion and Noise 8N change frequency range



Distortion (Noise) RCV (packed): 33.07 dB (2.22%) Ok

Ok

10/13/2023 7:29 PM ACQUA 5.1.200

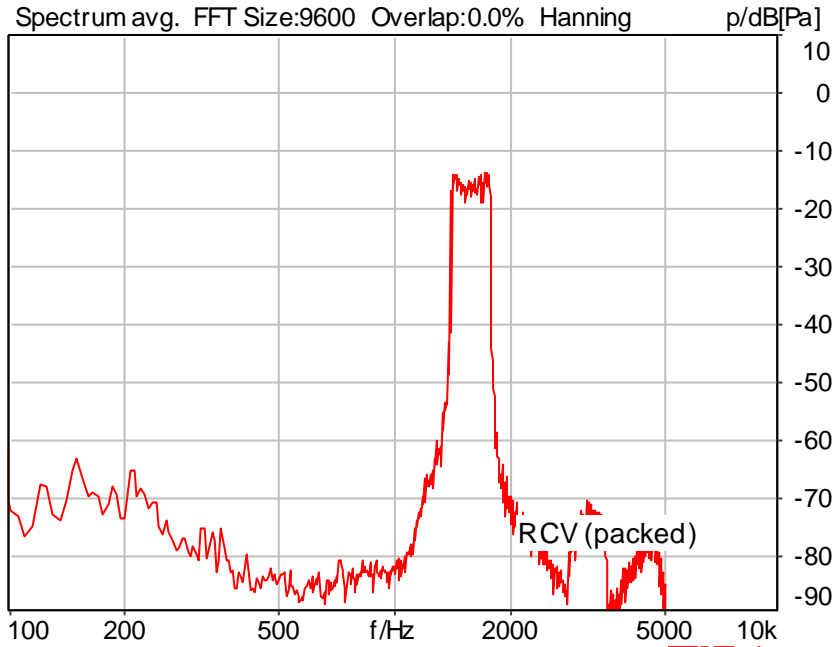
Limits

	lower
Run 1	20.00 dB



### 5.2 RCV Distortion and Noise - 1600 Hz WB

TIA-5050 (2018-01) \ Measurements \ Wideband \ 5.2 Receive Distortion and Noise 8N change frequency range



Distortion (Noise) RCV (packed): 44.42 dB (0.60%) Ok

Ok

10/13/2023 7:29 PM ACQUA 5.1.200

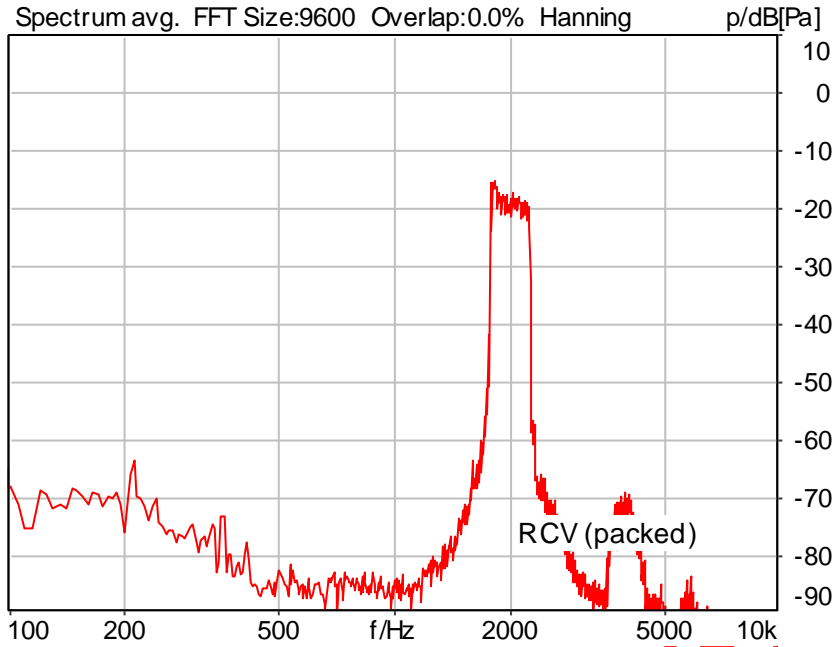
Limits

	lower
Run 1	20.00 dB



### 5.2 RCV Distortion and Noise - 2000 Hz WB

TIA-5050 (2018-01) \ Measurements \ Wideband \ 5.2 Receive Distortion and Noise 8N change frequency range



Distortion (Noise) RCV (packed): 42.75 dB (0.73%) Ok

Ok

10/13/2023 7:30 PM ACQUA 5.1.200

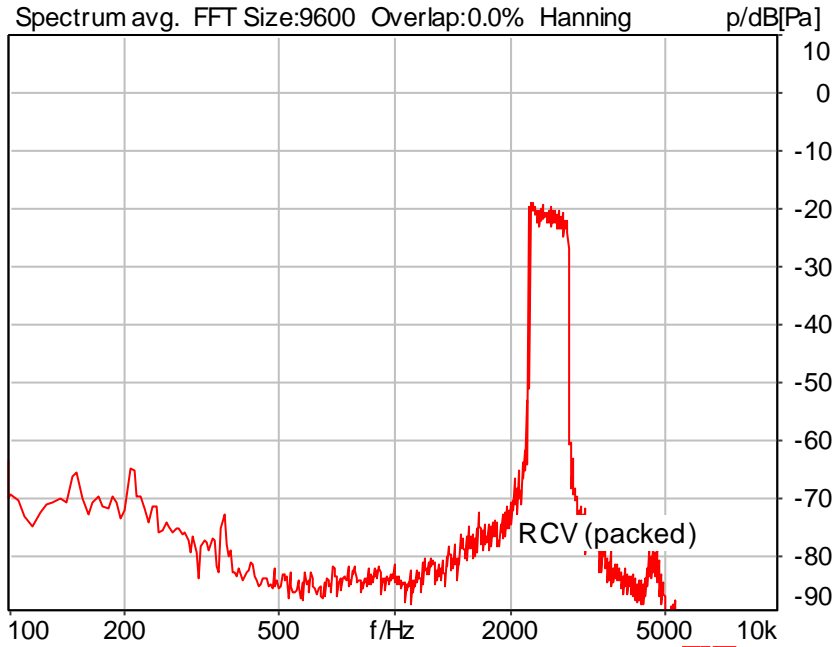
Limits

	lower
Run 1	20.00 dB



### 5.2 RCV Distortion and Noise - 2500 Hz WB

TIA-5050 (2018-01) \ Measurements \ Wideband \ 5.2 Receive Distortion and Noise 8N change frequency range



Distortion (Noise) RCV (packed): 45.08 dB (0.56%) Ok

Ok

10/13/2023 7:30 PM ACQUA 5.1.200

Limits

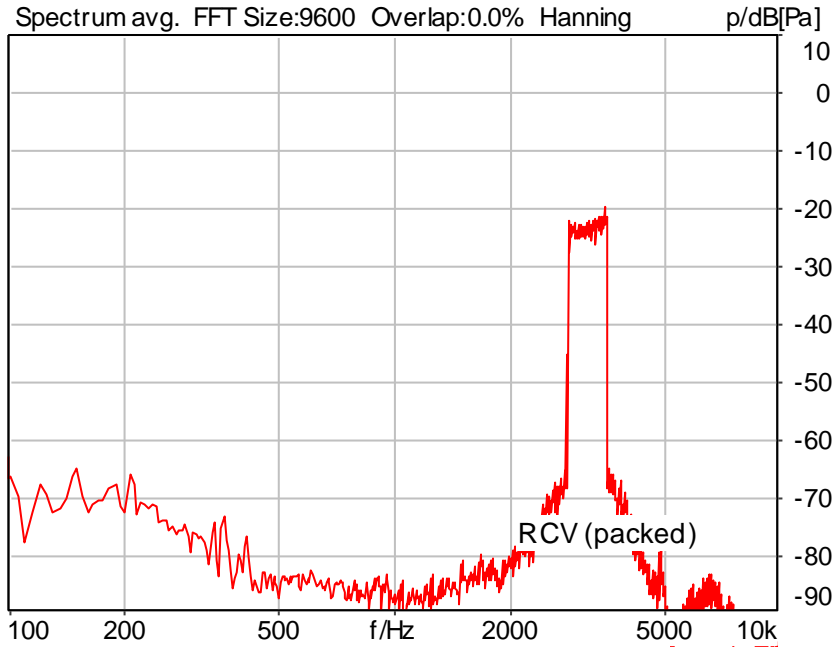
	lower
Run 1	20.00 dB





### 5.2 RCV Distortion and Noise - 3150 Hz WB

TIA-5050 (2018-01) \ Measurements \ Wideband \ 5.2 Receive Distortion and Noise 8N change frequency range



Distortion (Noise) RCV (packed): 43.81 dB (0.64%) Ok

Ok

10/13/2023 7:30 PM ACQUA 5.1.200

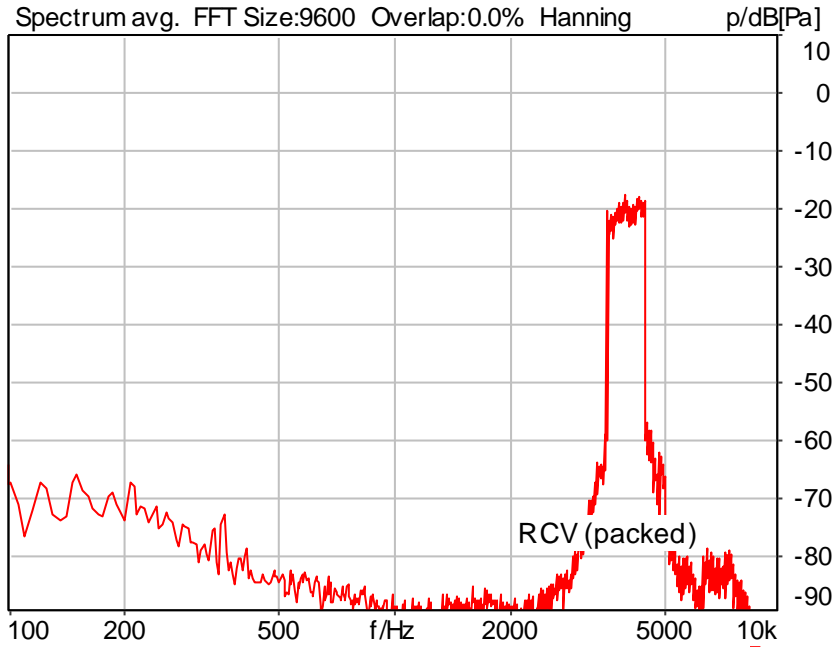
Limits

	lower
Run 1	20.00 dB



### 5.2 RCV Distortion and Noise - 4000 Hz WB

TIA-5050 (2018-01) \ Measurements \ Wideband \ 5.2 Receive Distortion and Noise 8N change frequency range



Distortion (Noise) RCV (packed): 43.17 dB (0.69%) Ok

Ok

10/13/2023 7:31 PM ACQUA 5.1.200

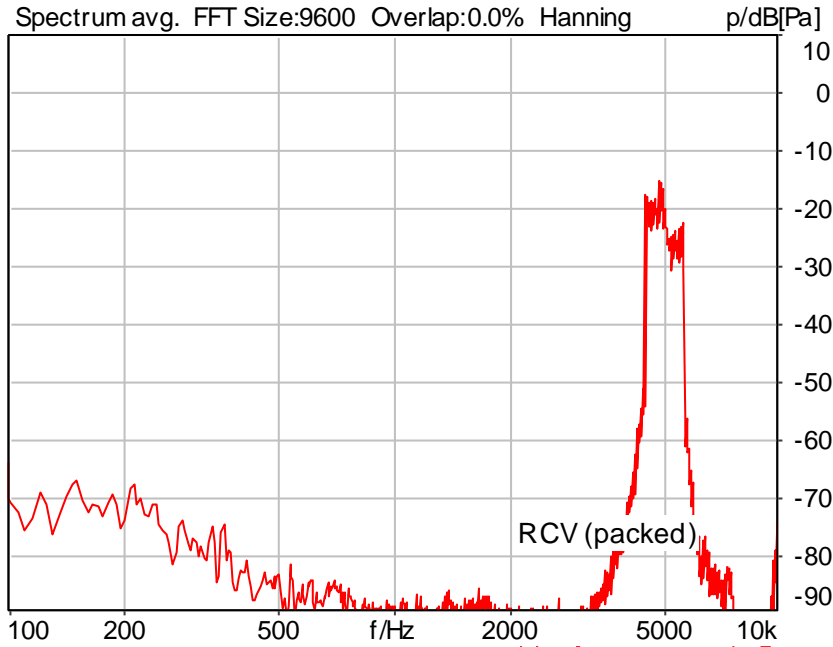
Limits

	lower
Run 1	20.00 dB



### 5.2 RCV Distortion and Noise - 5000 Hz WB

TIA-5050 (2018-01) \ Measurements \ Wideband \ 5.2 Receive Distortion and Noise 8N change frequency range



Distortion (Noise) RCV (packed): 40.19 dB (0.98%) Ok

Ok

10/13/2023 7:31 PM ACQUA 5.1.200

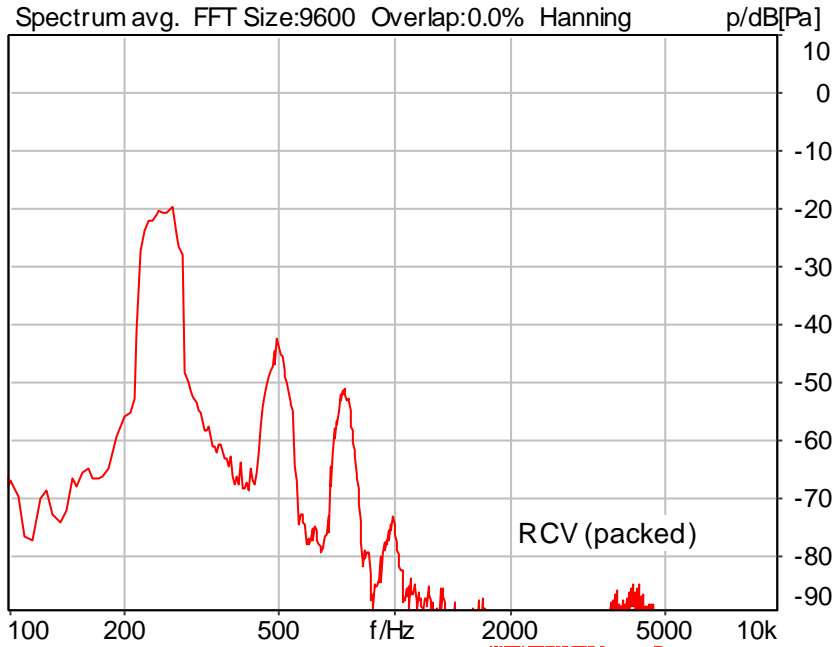
Limits

	lower
Run 1	20.00 dB



### 5.2 RCV Distortion and Noise - 250 Hz WB

TIA-5050 (2018-01) \ Measurements \ Wideband \ 5.2 Receive Distortion and Noise 2N change frequency range



Distortion (Noise) RCV (packed): 25.59 dB (5.25%) Ok

Ok

10/13/2023 7:32 PM ACQUA 5.1.200

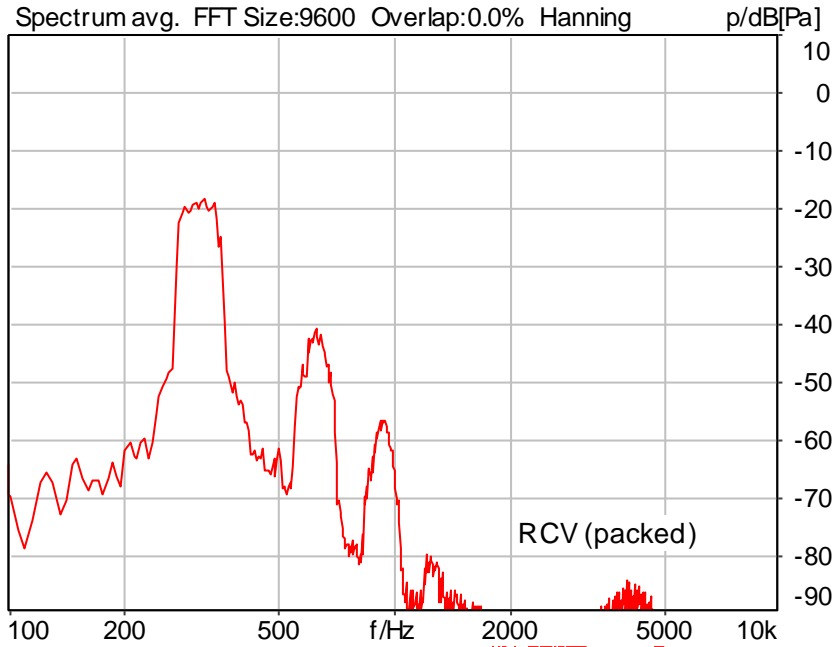
Limits

	lower
Run 1	20.00 dB



### 5.2 RCV Distortion and Noise - 315 Hz WB

TIA-5050 (2018-01) \ Measurements \ Wideband \ 5.2 Receive Distortion and Noise 2N change frequency range



Distortion (Noise) RCV (packed): 24.09 dB (6.24%) Ok

Ok

10/13/2023 7:33 PM ACQUA 5.1.200

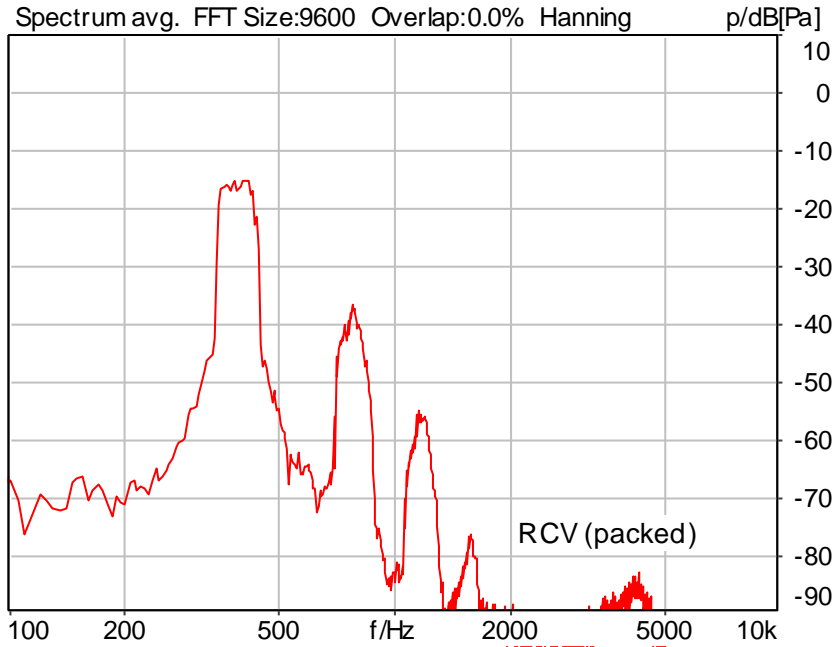
Limits

	lower
Run 1	20.00 dB



### 5.2 RCV Distortion and Noise - 400 Hz WB

TIA-5050 (2018-01) \ Measurements \ Wideband \ 5.2 Receive Distortion and Noise 2N change frequency range



Distortion (Noise) RCV (packed): 23.21 dB (6.91%) Ok

Ok

10/13/2023 7:33 PM ACQUA 5.1.200

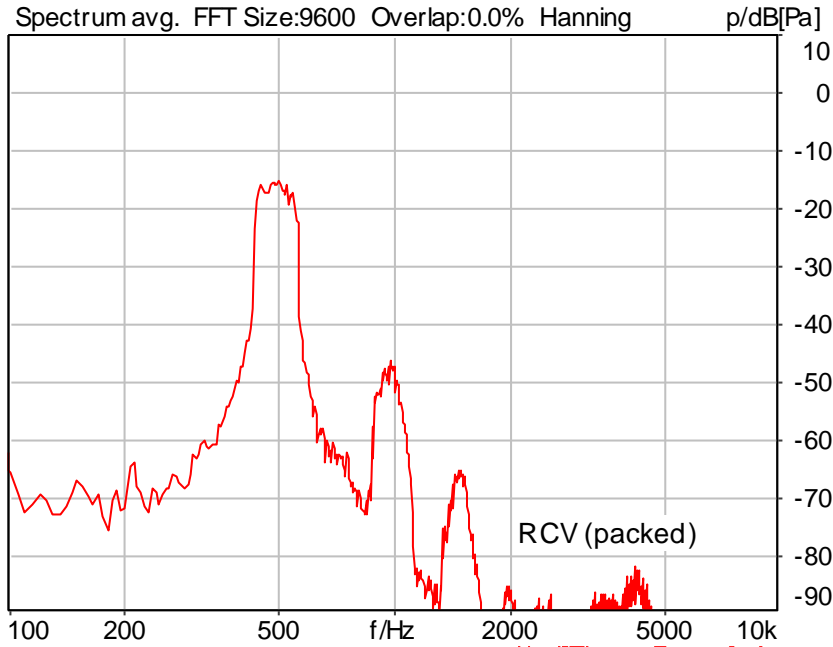
Limits

	lower
Run 1	20.00 dB



### 5.2 RCV Distortion and Noise - 500 Hz WB

TIA-5050 (2018-01) \ Measurements \ Wideband \ 5.2 Receive Distortion and Noise 2N change frequency range



Distortion (Noise) RCV (packed): 30.98 dB (2.82%) Ok

Ok

10/13/2023 7:34 PM ACQUA 5.1.200

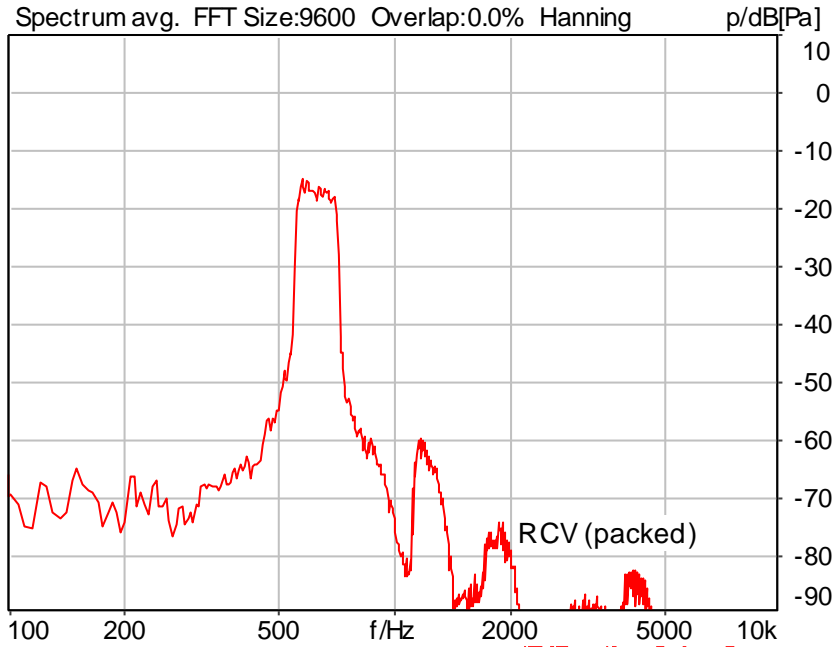
Limits

	lower
Run 1	20.00 dB



### 5.2 RCV Distortion and Noise - 630 Hz WB

TIA-5050 (2018-01) \ Measurements \ Wideband \ 5.2 Receive Distortion and Noise 2N change frequency range



Distortion (Noise) RCV (packed): 38.00 dB (1.26%) Ok

Ok

10/13/2023 7:34 PM ACQUA 5.1.200

Limits

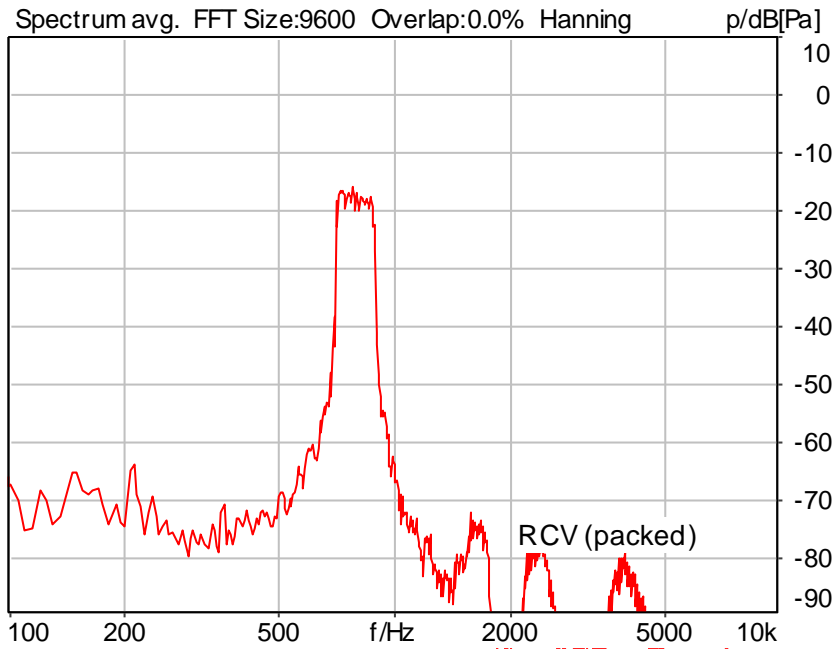
	lower
Run 1	20.00 dB





### 5.2 RCV Distortion and Noise - 800 Hz WB

TIA-5050 (2018-01) \ Measurements \ Wideband \ 5.2 Receive Distortion and Noise 2N change frequency range



Distortion (Noise) RCV (packed): 41.12 dB (0.88%) Ok

Ok

10/13/2023 7:34 PM ACQUA 5.1.200

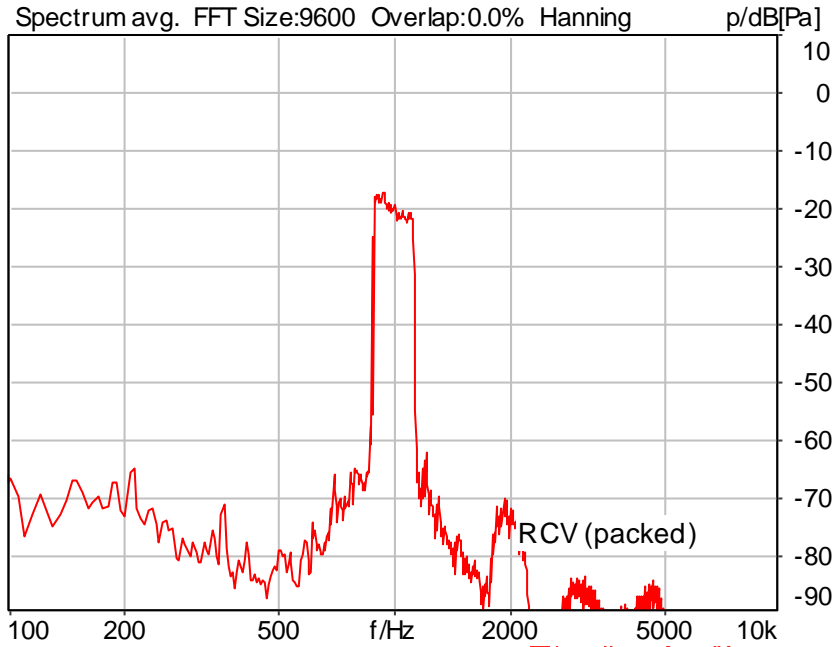
Limits

	lower
Run 1	20.00 dB



### 5.2 RCV Distortion and Noise - 1000 Hz WB

TIA-5050 (2018-01) \ Measurements \ Wideband \ 5.2 Receive Distortion and Noise 2N change frequency range



Distortion (Noise) RCV (packed): 45.16 dB (0.55%) Ok

Ok

10/13/2023 7:35 PM ACQUA 5.1.200

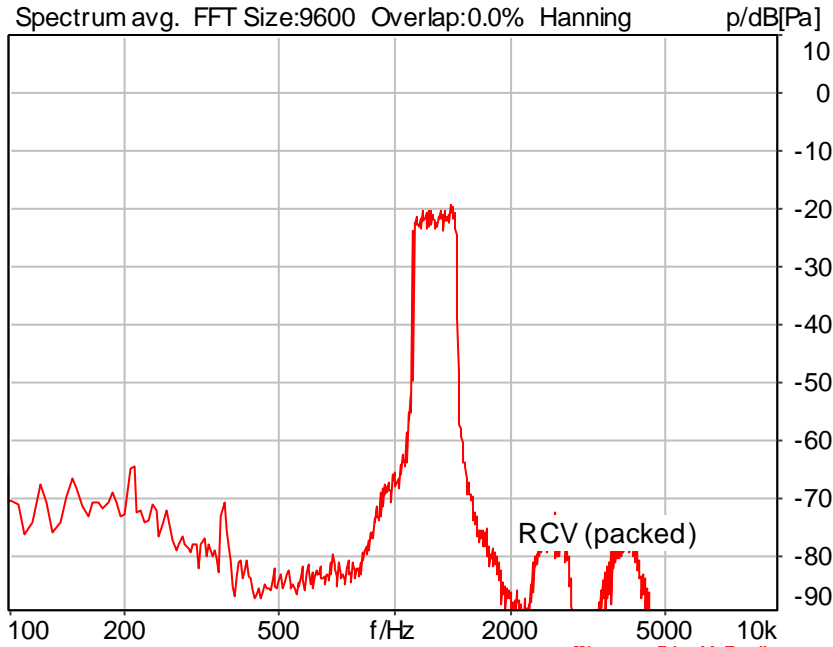
Limits

	lower
Run 1	20.00 dB



### 5.2 RCV Distortion and Noise - 1250 Hz WB

TIA-5050 (2018-01) \ Measurements \ Wideband \ 5.2 Receive Distortion and Noise 2N change frequency range



Distortion (Noise) RCV (packed): 32.98 dB (2.24%) Ok

Ok

10/13/2023 7:35 PM ACQUA 5.1.200

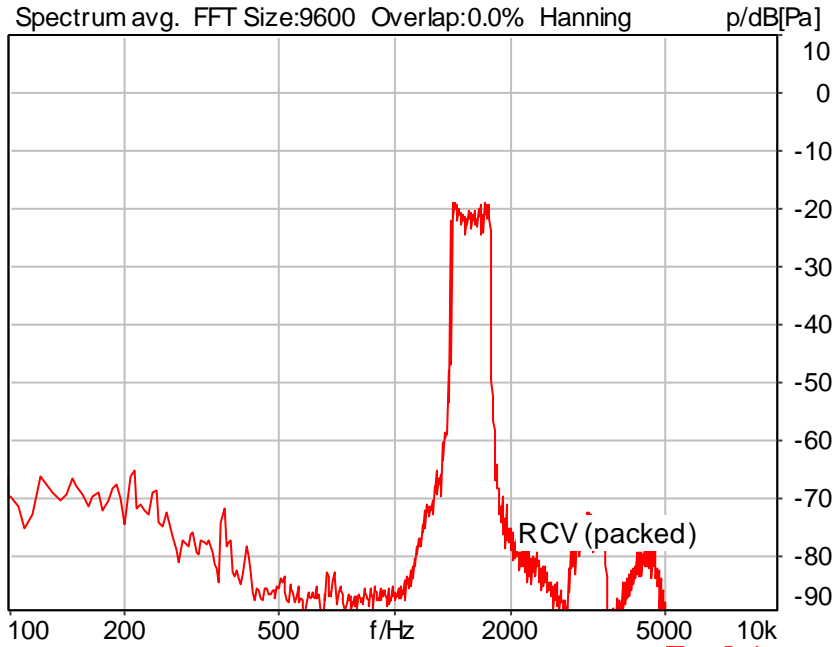
Limits

	lower
Run 1	20.00 dB



### 5.2 RCV Distortion and Noise - 1600 Hz WB

TIA-5050 (2018-01) \ Measurements \ Wideband \ 5.2 Receive Distortion and Noise 2N change frequency range



Distortion (Noise) RCV (packed): 43.64 dB (0.66%) Ok

Ok

10/13/2023 7:36 PM ACQUA 5.1.200

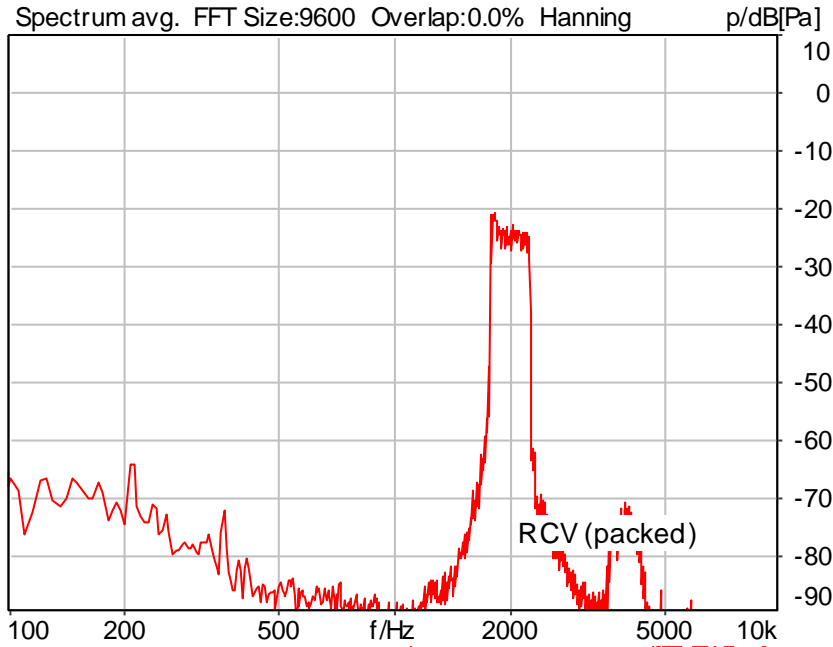
Limits

	lower
Run 1	20.00 dB



### 5.2 RCV Distortion and Noise - 2000 Hz WB

TIA-5050 (2018-01) \ Measurements \ Wideband \ 5.2 Receive Distortion and Noise 2N change frequency range



Distortion (Noise) RCV (packed): 40.69 dB (0.92%) Ok

Ok

10/13/2023 7:36 PM ACQUA 5.1.200

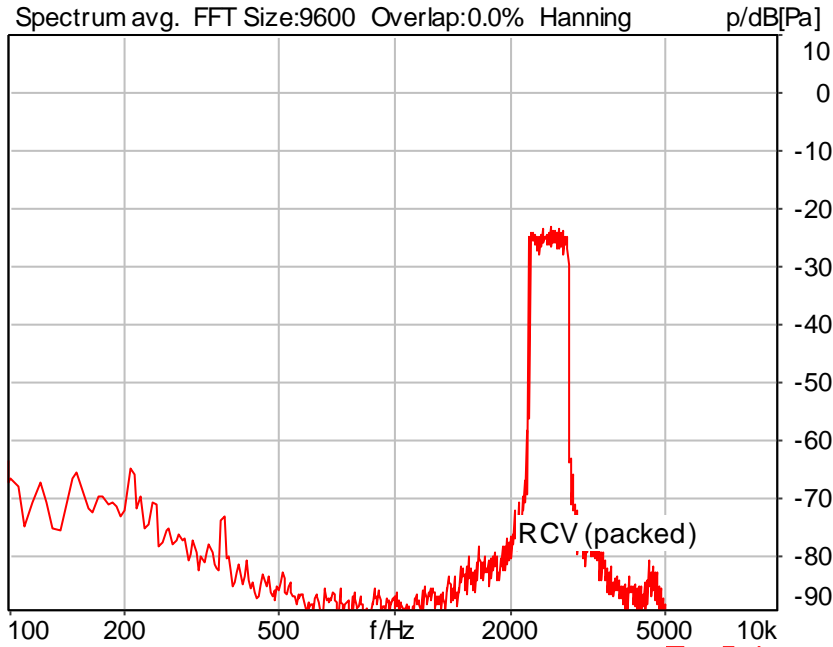
Limits

	lower
Run 1	20.00 dB



### 5.2 RCV Distortion and Noise - 2500 Hz WB

TIA-5050 (2018-01) \ Measurements \ Wideband \ 5.2 Receive Distortion and Noise 2N change frequency range



Distortion (Noise) RCV (packed): 45.06 dB (0.56%) Ok

Ok

10/13/2023 7:37 PM ACQUA 5.1.200

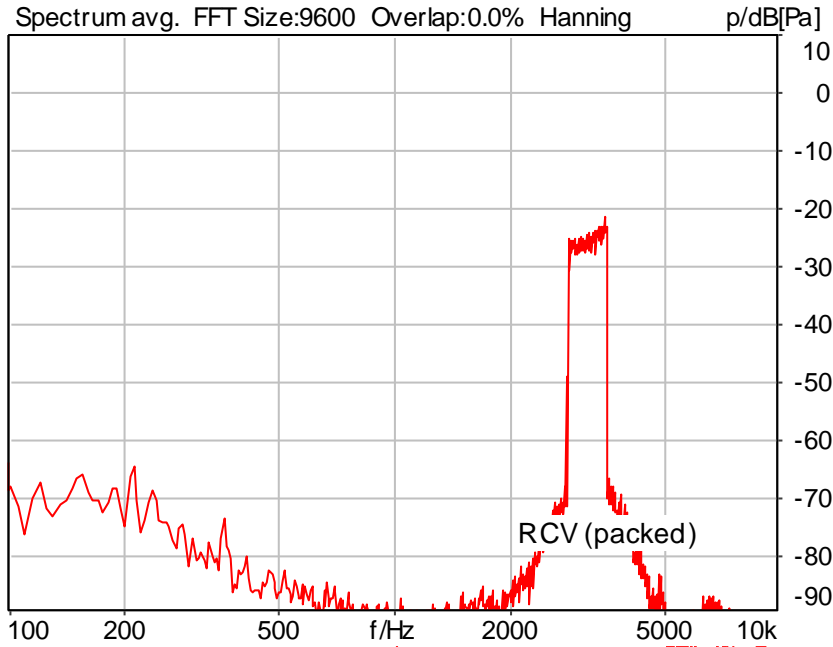
Limits

	lower
Run 1	20.00 dB



### 5.2 RCV Distortion and Noise - 3150 Hz WB

TIA-5050 (2018-01) \ Measurements \ Wideband \ 5.2 Receive Distortion and Noise 2N change frequency range



Distortion (Noise) RCV (packed): 44.42 dB (0.60%) Ok

Ok

10/13/2023 7:37 PM ACQUA 5.1.200

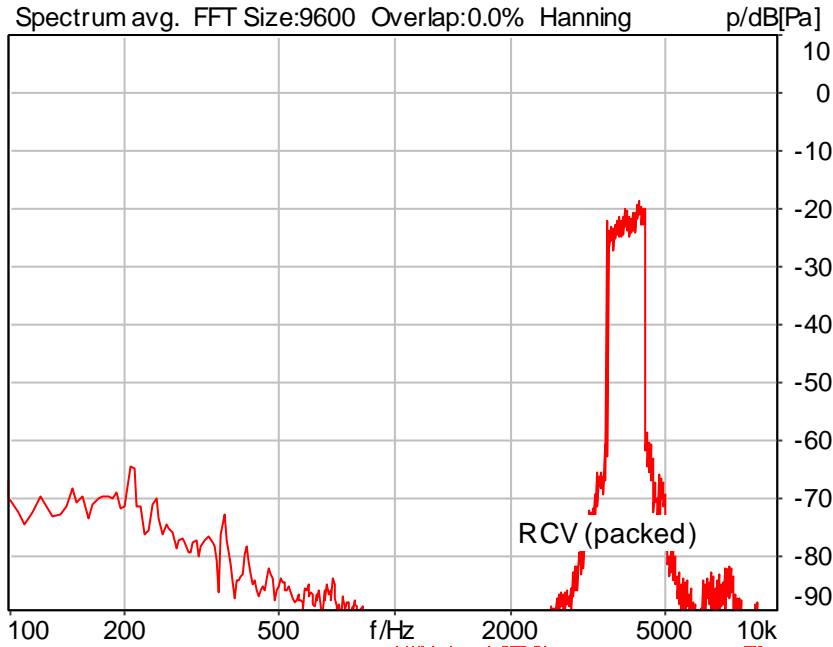
Limits

	lower
Run 1	20.00 dB



### 5.2 RCV Distortion and Noise - 4000 Hz WB

TIA-5050 (2018-01) \ Measurements \ Wideband \ 5.2 Receive Distortion and Noise 2N change frequency range



Distortion (Noise) RCV (packed): 44.09 dB (0.62%) Ok

Ok

10/13/2023 7:38 PM ACQUA 5.1.200

Limits

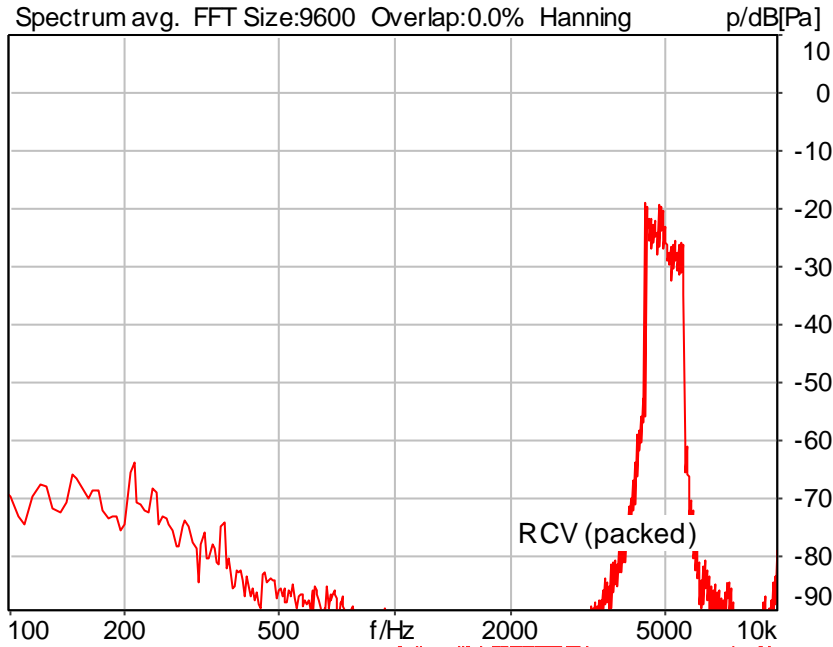
	lower
Run 1	20.00 dB





### 5.2 RCV Distortion and Noise - 5000 Hz WB

TIA-5050 (2018-01) \ Measurements \ Wideband \ 5.2 Receive Distortion and Noise 2N change frequency range



Distortion (Noise) RCV (packed): 39.11 dB (1.11%) Ok

Ok

10/13/2023 7:38 PM ACQUA 5.1.200

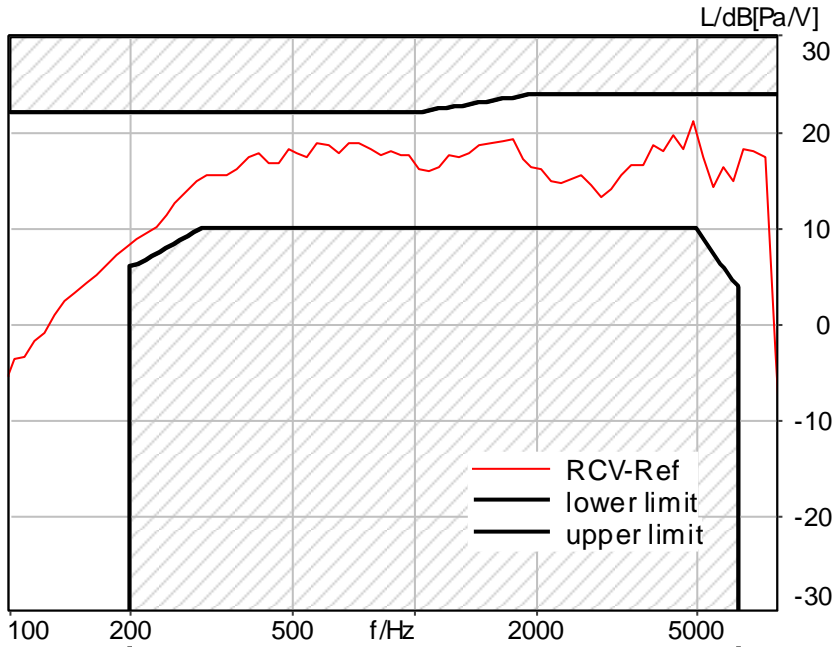
Limits

	lower
Run 1	20.00 dB



### 5.3 Frequency Response 8N FF

TIA-5050 (2018-01) \ Measurements \ Wideband



Absolute minimal distance  
2.76 dB at 4870.0 Hz Ok

**Ok**

10/13/2023 7:39 PM ACQUA 5.1.200

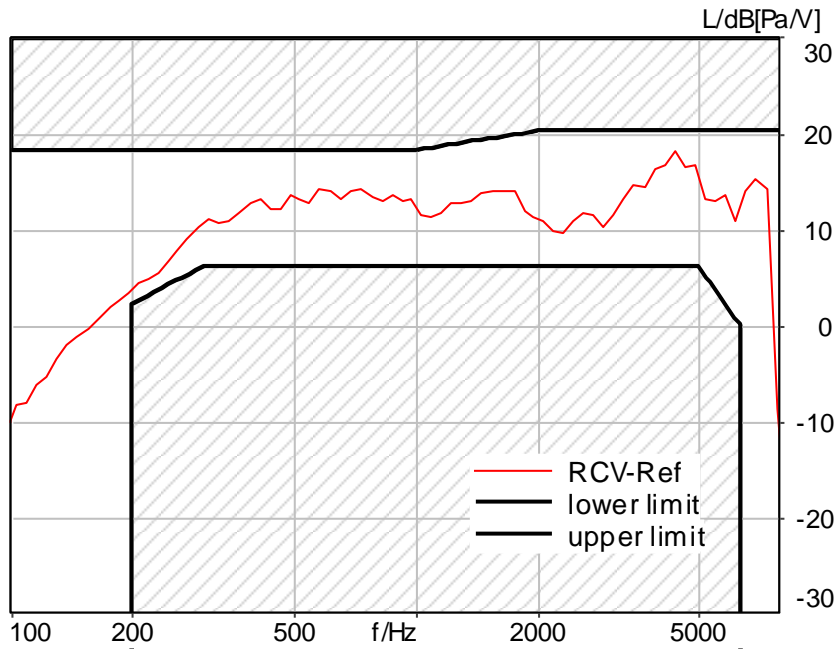
Unmodified HEAD acoustics Measurement Descriptor

**Limits**

	<b>lower</b>
Run 1	Fit into tolerance

### 5.3 Frequency Response 2N FF

TIA-5050 (2018-01) \ Measurements \ Wideband



Absolute minimal distance  
1.94 dB at 4369.4 Hz Ok

**Ok**

10/13/2023 7:40 PM ACQUA 5.1.200

**Limits**

	lower
Run 1	Fit into tolerance



#19 WiFi 2.4GHz EVS NB 24.4Kbps

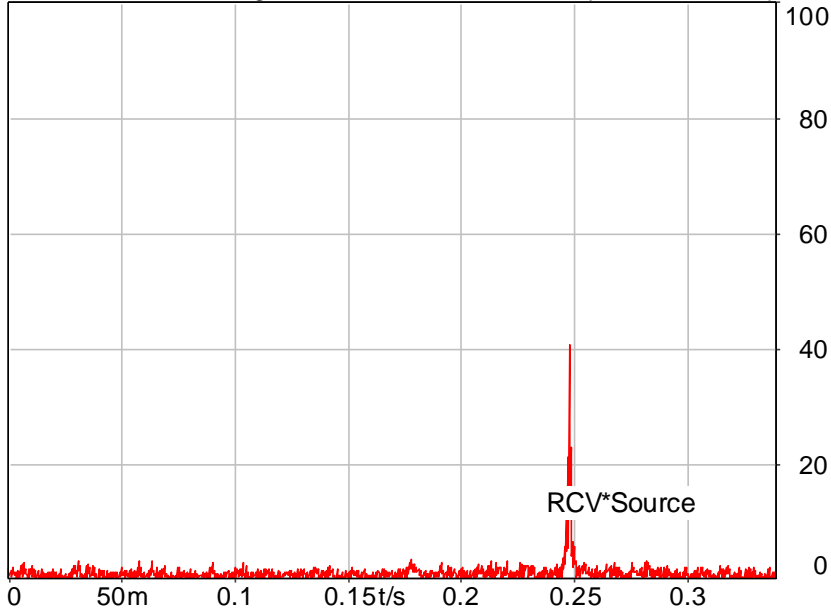
SMD	Status	Single Value Description	Single Value
Overall Receive Delay NB	Done	Delay (Cross) [ms]	248.0
5.1a Receive Volume Control Performance 8N NB	Ok	Speech Level [dB[SPL]]	89.18
5.1b Receive Volume Control Performance 2N NB	Ok	Speech Level [dB[SPL]]	88.84
5.2 RCV Distortion and Noise - 400 Hz NB	Ok	Distortion (Noise) [dB], 0.0 dB	25.46
5.2 RCV Distortion and Noise - 500 Hz NB	Ok	Distortion (Noise) [dB], 0.0 dB	29.00
5.2 RCV Distortion and Noise - 630 Hz NB	Ok	Distortion (Noise) [dB], 0.0 dB	29.66
5.2 RCV Distortion and Noise - 800 Hz NB	Ok	Distortion (Noise) [dB], 0.0 dB	29.70
5.2 RCV Distortion and Noise - 1000 Hz NB	Ok	Distortion (Noise) [dB], 0.0 dB	27.18
5.2 RCV Distortion and Noise - 1250 Hz NB	Ok	Distortion (Noise) [dB], 0.0 dB	20.70
5.2 RCV Distortion and Noise - 1600 Hz NB	Ok	Distortion (Noise) [dB], 0.0 dB	29.89
5.2 RCV Distortion and Noise - 2000 Hz NB	Ok	Distortion (Noise) [dB], 0.0 dB	28.21
5.2 RCV Distortion and Noise - 2500 Hz NB	Ok	Distortion (Noise) [dB], 0.0 dB	32.14
5.2 RCV Distortion and Noise - 3150 Hz NB	Ok	Distortion (Noise) [dB], 0.0 dB	32.23
5.2 RCV Distortion and Noise - 400 Hz NB	Ok	Distortion (Noise) [dB], 0.0 dB	25.56
5.2 RCV Distortion and Noise - 500 Hz NB	Ok	Distortion (Noise) [dB], 0.0 dB	28.37
5.2 RCV Distortion and Noise - 630 Hz NB	Ok	Distortion (Noise) [dB], 0.0 dB	28.88
5.2 RCV Distortion and Noise - 800 Hz NB	Ok	Distortion (Noise) [dB], 0.0 dB	29.21
5.2 RCV Distortion and Noise - 1000 Hz NB	Ok	Distortion (Noise) [dB], 0.0 dB	26.95
5.2 RCV Distortion and Noise - 1250 Hz NB	Ok	Distortion (Noise) [dB], 0.0 dB	20.05
5.2 RCV Distortion and Noise - 1600 Hz NB	Ok	Distortion (Noise) [dB], 0.0 dB	28.85
5.2 RCV Distortion and Noise - 2000 Hz NB	Ok	Distortion (Noise) [dB], 0.0 dB	26.85
5.2 RCV Distortion and Noise - 2500 Hz NB	Ok	Distortion (Noise) [dB], 0.0 dB	31.73
5.2 RCV Distortion and Noise - 3150 Hz NB	Ok	Distortion (Noise) [dB], 0.0 dB	31.97
5.3 Frequency Response 8N FF HANB	Ok	Min. dist. to tolerance scheme [dB], 1447.5 Hz	0.91
5.3 Frequency Response 2N FF HANB	Ok	Min. dist. to tolerance scheme [dB], 1447.5 Hz	2.42



### Overall Receive Delay NB

TIA-5050 (2018-01) \ Measurements \ Narrowband \ Preparation - Delay measurement

Cross correlation avg. FFT Size:131072 Overlap:0.0% Envelop %



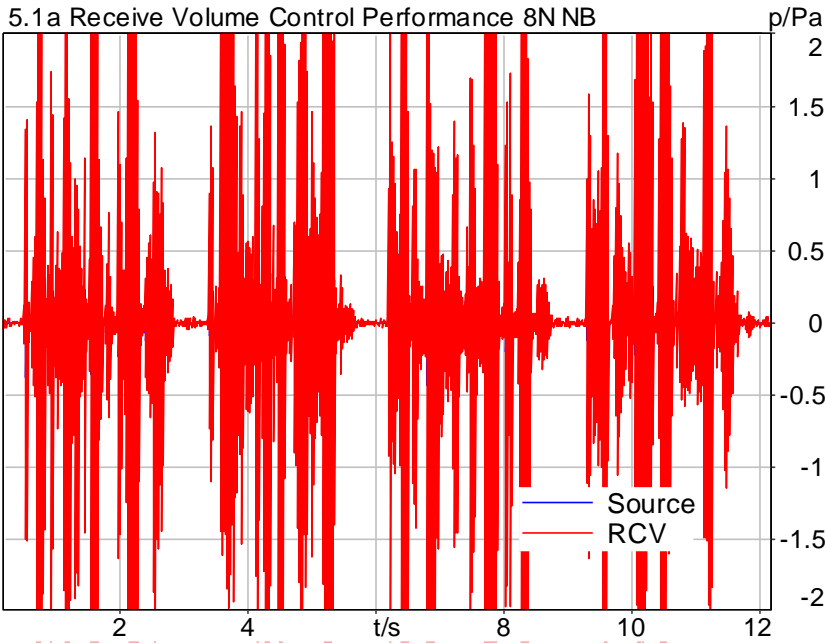
Delay (Cross): 248.0 ms

2023/10/26 上午 12:49 ACQUA 5.1.200



### 5.1a Receive Volume Control Performance 8N NB

TIA-5050 (2018-01) \ Measurements \ Narrowband



Speech Level RCV: 89.18 dB[SPL], Act.: 58.36% Ok

Ok

2023/10/26 上午 12:50 ACQUA 5.1.200

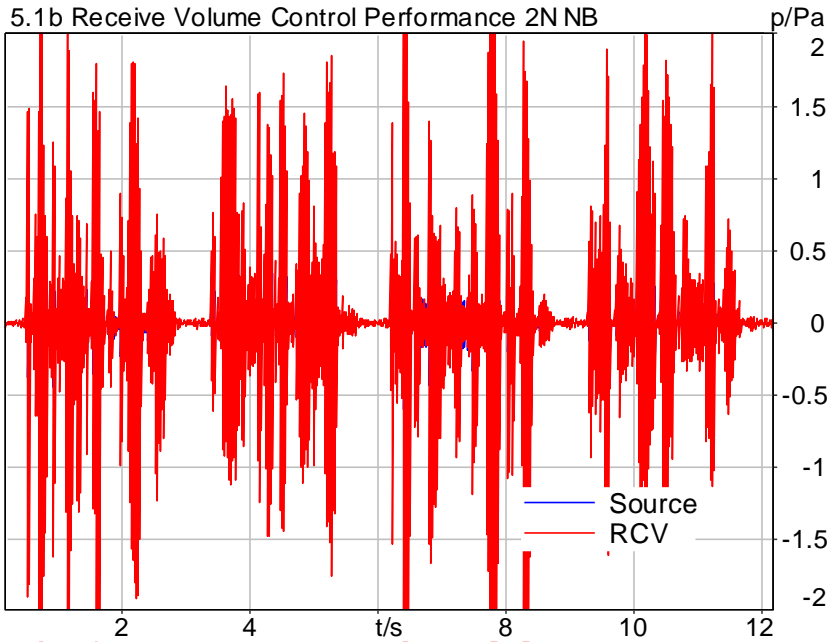
**Limits**

	lower
Run 1	88.00 dB20uPa



### 5.1b Receive Volume Control Performance 2N NB

TIA-5050 (2018-01) \ Measurements \ Narrowband



Speech Level RCV: 88.84 dB[SPL], Act.: 22.13% Ok

Ok

2023/10/26 上午 12:50 ACQUA 5.1.200

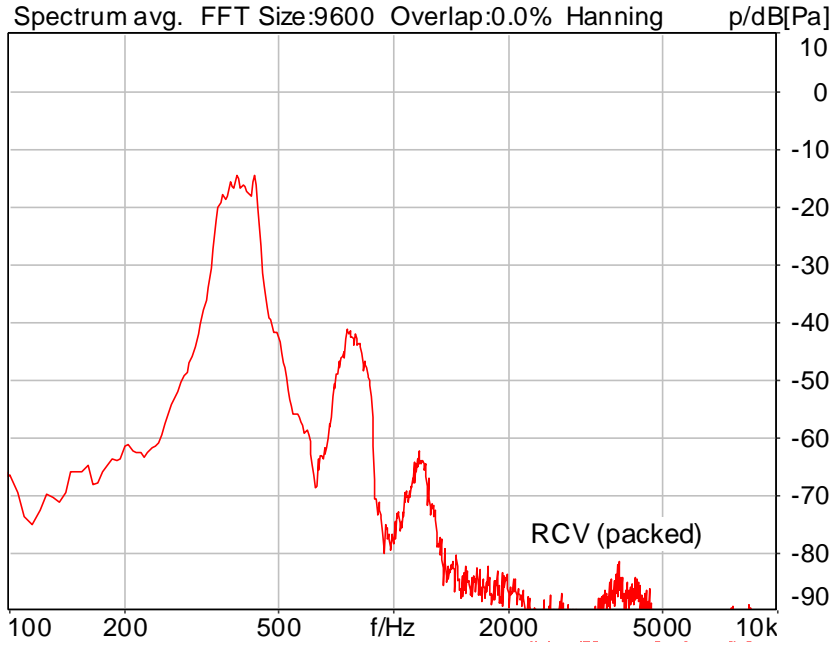
**Limits**

	lower
Run 1	76.00 dB20uPa



### 5.2 RCV Distortion and Noise - 400 Hz NB

TIA-5050 (2018-01) \ Measurements \ Narrowband \ 5.2 Receive Distortion and Noise 8N change frequency range



Distortion (Noise) RCV (packed): 25.46 dB (5.33%) Ok

Ok

2023/10/24 下午 08:28 ACQUA 5.1.200

Limits

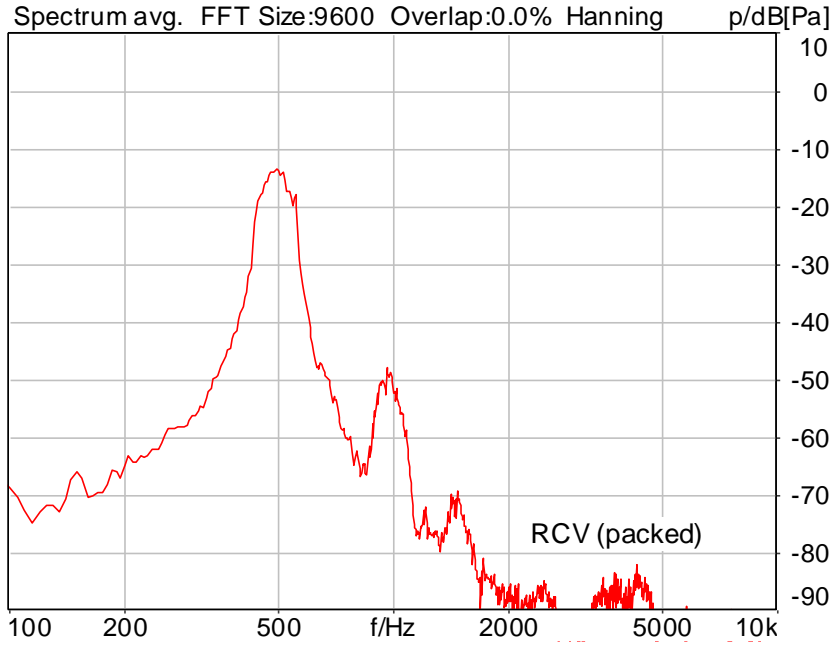
	lower
Run 1	20.00 dB





### 5.2 RCV Distortion and Noise - 500 Hz NB

TIA-5050 (2018-01) \ Measurements \ Narrowband \ 5.2 Receive Distortion and Noise 8N change frequency range



Distortion (Noise) RCV (packed): 29.00 dB (3.55%) Ok

Ok

2023/10/24 下午 08:28 ACQUA 5.1.200

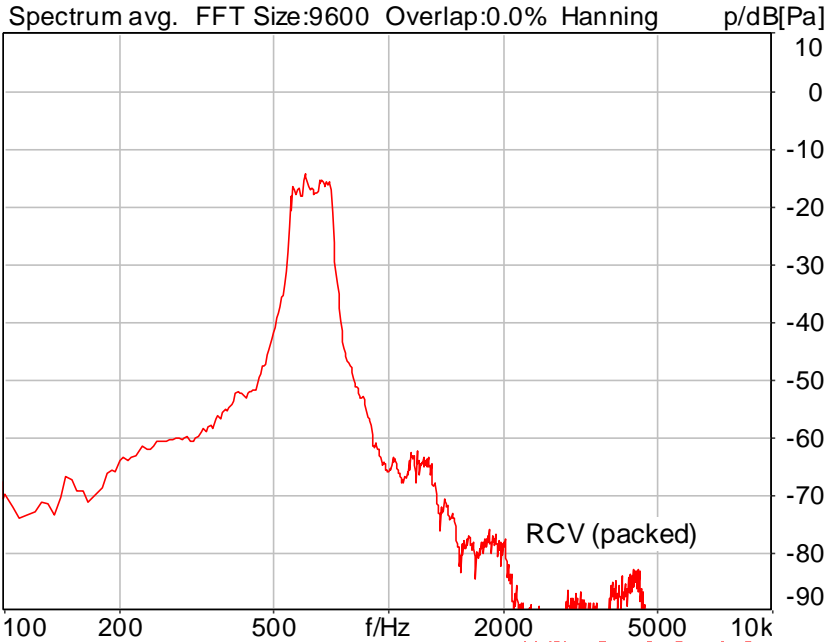
Limits

	lower
Run 1	20.00 dB



### 5.2 RCV Distortion and Noise - 630 Hz NB

TIA-5050 (2018-01) \ Measurements \ Narrowband \ 5.2 Receive Distortion and Noise 8N change frequency range



Distortion (Noise) RCV (packed): 29.66 dB (3.29%) Ok

Ok

2023/10/24 下午 08:28 ACQUA 5.1.200

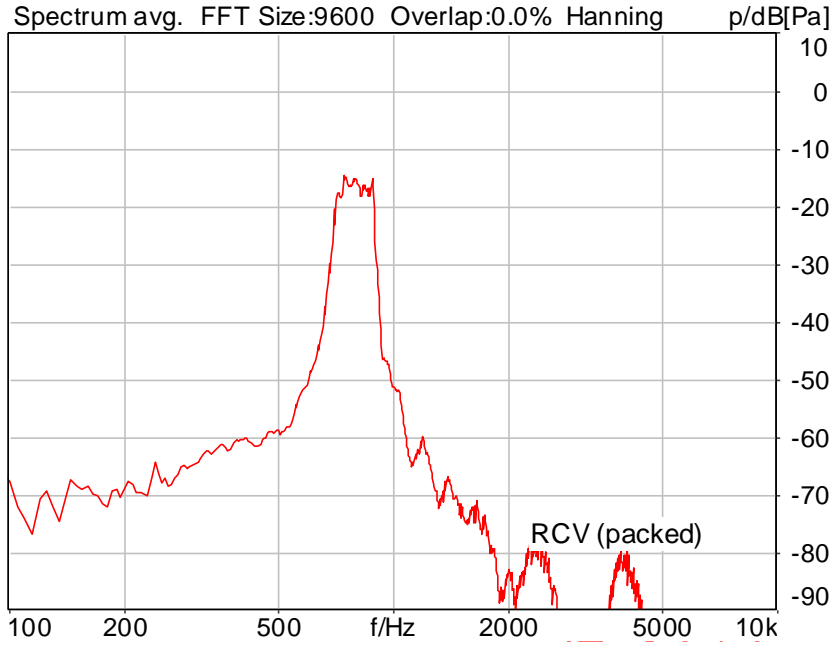
Limits

	lower
Run 1	20.00 dB



### 5.2 RCV Distortion and Noise - 800 Hz NB

TIA-5050 (2018-01) \ Measurements \ Narrowband \ 5.2 Receive Distortion and Noise 8N change frequency range



Distortion (Noise) RCV (packed): 29.70 dB (3.27%) Ok

Ok

2023/10/24 下午 08:29 ACQUA 5.1.200

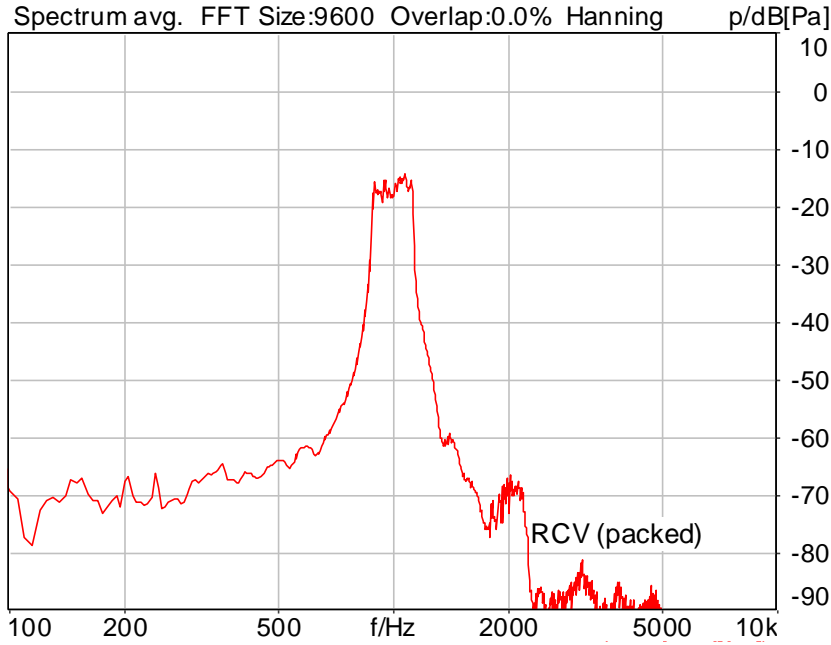
Limits

	lower
Run 1	20.00 dB



### 5.2 RCV Distortion and Noise - 1000 Hz NB

TIA-5050 (2018-01) \ Measurements \ Narrowband \ 5.2 Receive Distortion and Noise 8N change frequency range



Distortion (Noise) RCV (packed): 27.18 dB (4.37%) Ok

Ok

2023/10/24 下午 08:29 ACQUA 5.1.200

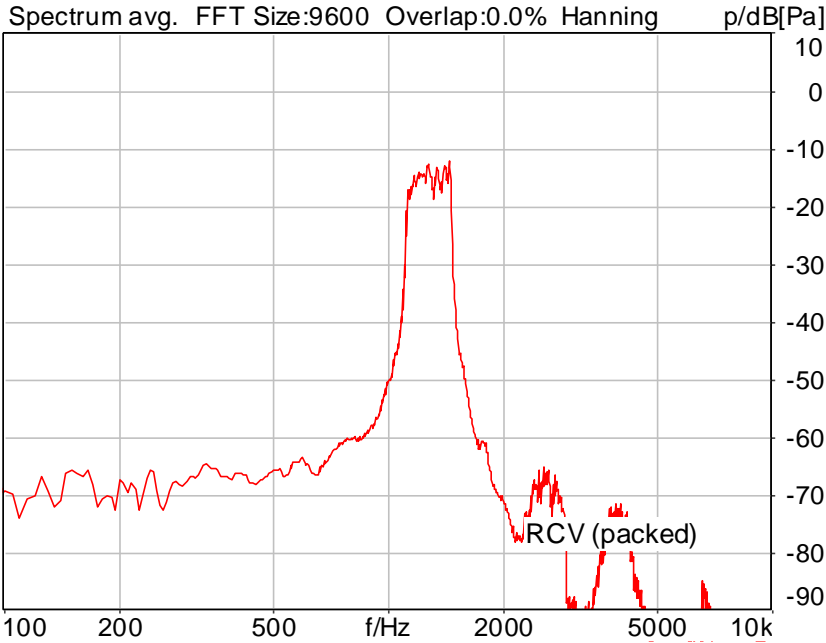
Limits

	lower
Run 1	20.00 dB



### 5.2 RCV Distortion and Noise - 1250 Hz NB

TIA-5050 (2018-01) \ Measurements \ Narrowband \ 5.2 Receive Distortion and Noise 8N change frequency range



Distortion (Noise) RCV (packed): 20.70 dB (9.23%) Ok

Ok

2023/10/24 下午 08:30 ACQUA 5.1.200

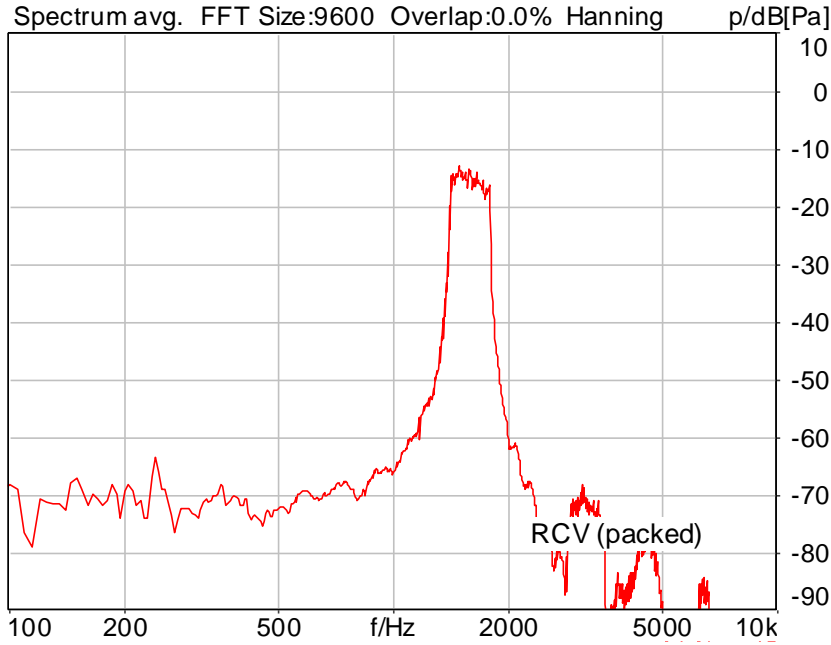
Limits

	lower
Run 1	20.00 dB



### 5.2 RCV Distortion and Noise - 1600 Hz NB

TIA-5050 (2018-01) \ Measurements \ Narrowband \ 5.2 Receive Distortion and Noise 8N change frequency range



Distortion (Noise) RCV (packed): 29.89 dB (3.20%) Ok

Ok

2023/10/24 下午 08:30 ACQUA 5.1.200

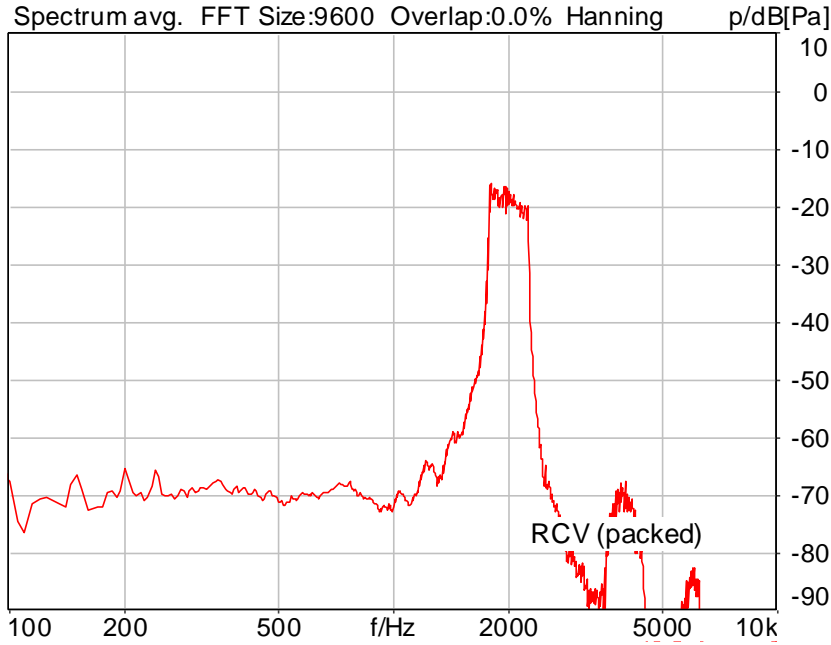
Limits

	lower
Run 1	20.00 dB



### 5.2 RCV Distortion and Noise - 2000 Hz NB

TIA-5050 (2018-01) \ Measurements \ Narrowband \ 5.2 Receive Distortion and Noise 8N change frequency range



Distortion (Noise) RCV (packed): 28.21 dB (3.88%) Ok

Ok

2023/10/24 下午 08:31 ACQUA 5.1.200

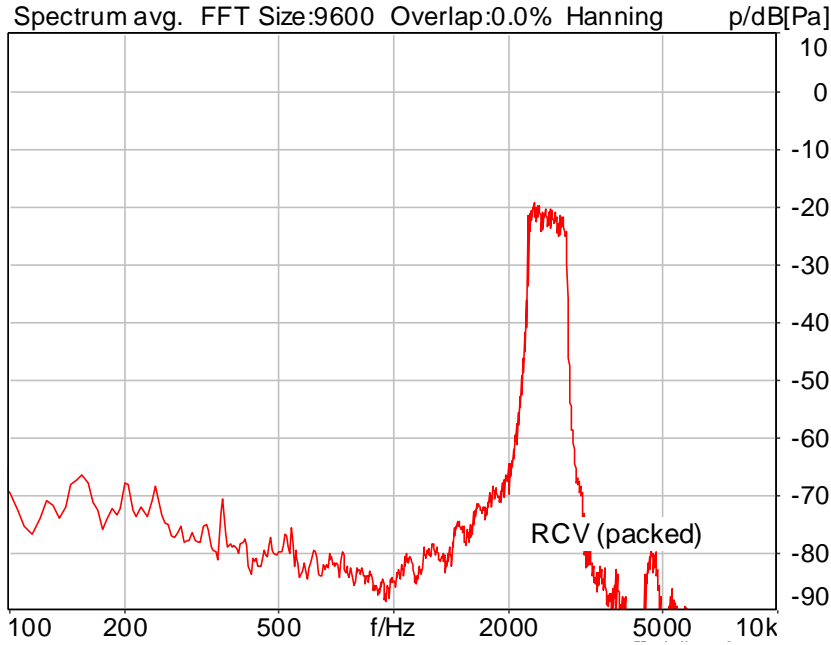
Limits

	lower
Run 1	20.00 dB



### 5.2 RCV Distortion and Noise - 2500 Hz NB

TIA-5050 (2018-01) \ Measurements \ Narrowband \ 5.2 Receive Distortion and Noise 8N change frequency range



Distortion (Noise) RCV (packed): 32.14 dB (2.47%) Ok

Ok

2023/10/24 下午 08:31 ACQUA 5.1.200

Limits

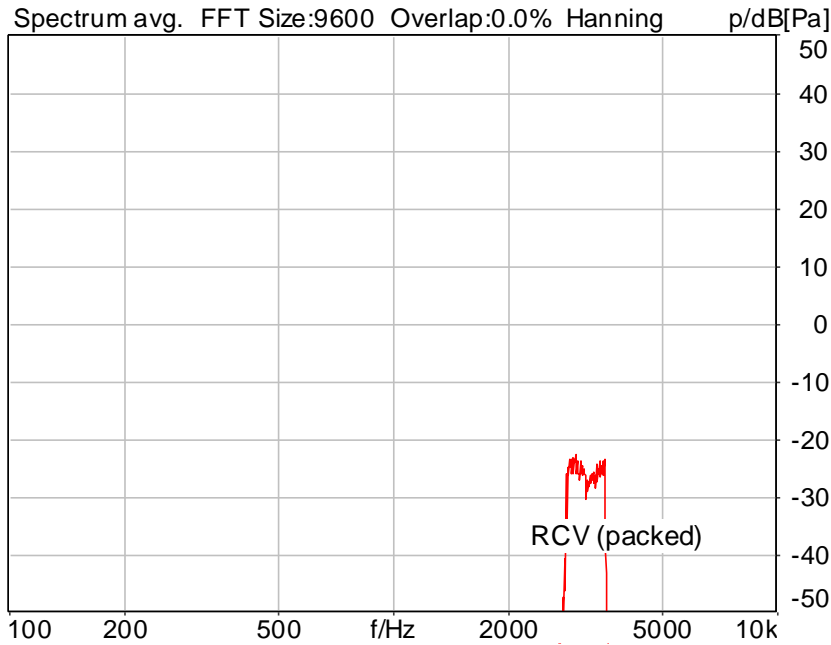
	lower
Run 1	20.00 dB





### 5.2 RCV Distortion and Noise - 3150 Hz NB

TIA-5050 (2018-01) \ Measurements \ Narrowband \ 5.2 Receive Distortion and Noise 8N change frequency range



Distortion (Noise) RCV (packed): 32.23 dB (2.45%) Ok

Ok

2023/10/24 下午 08:32 ACQUA 5.1.200

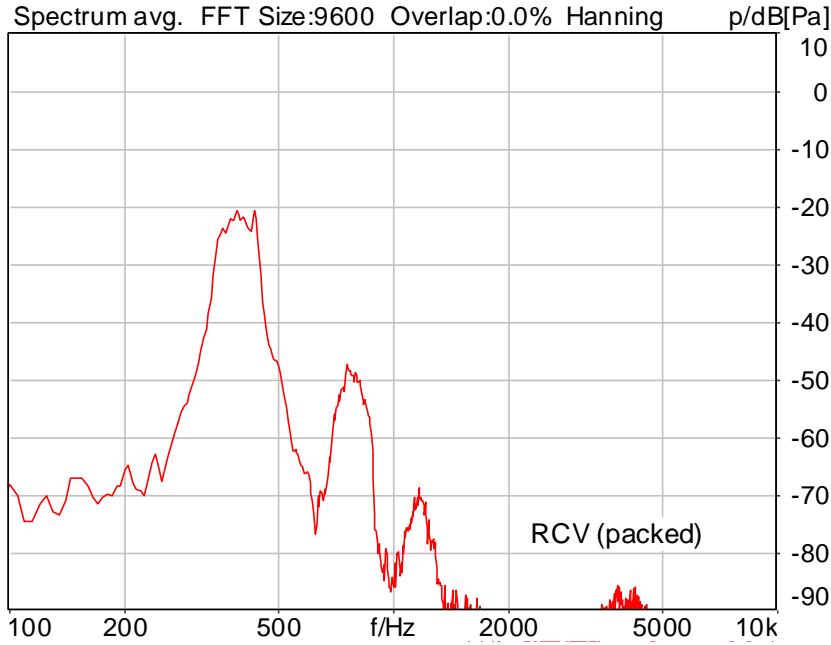
Limits

	lower
Run 1	20.00 dB



### 5.2 RCV Distortion and Noise - 400 Hz NB

TIA-5050 (2018-01) \ Measurements \ Narrowband \ 5.2 Receive Distortion and Noise 2N change frequency range



Distortion (Noise) RCV (packed): 25.56 dB (5.27%) Ok

Ok

2023/10/24 下午 08:33 ACQUA 5.1.200

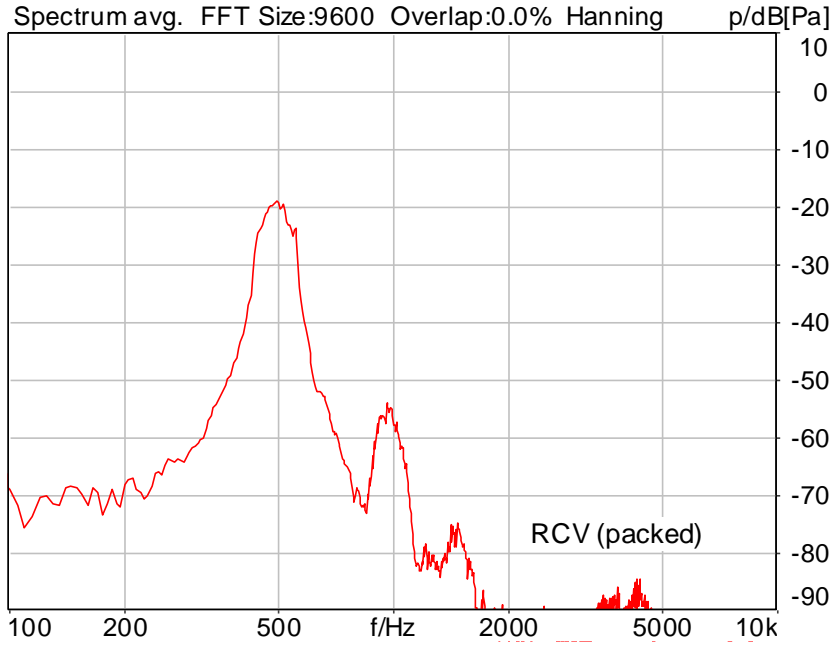
Limits

	lower
Run 1	20.00 dB



### 5.2 RCV Distortion and Noise - 500 Hz NB

TIA-5050 (2018-01) \ Measurements \ Narrowband \ 5.2 Receive Distortion and Noise 2N change frequency range



Distortion (Noise) RCV (packed): 28.37 dB (3.82%) Ok

Ok

2023/10/24 下午 08:33 ACQUA 5.1.200

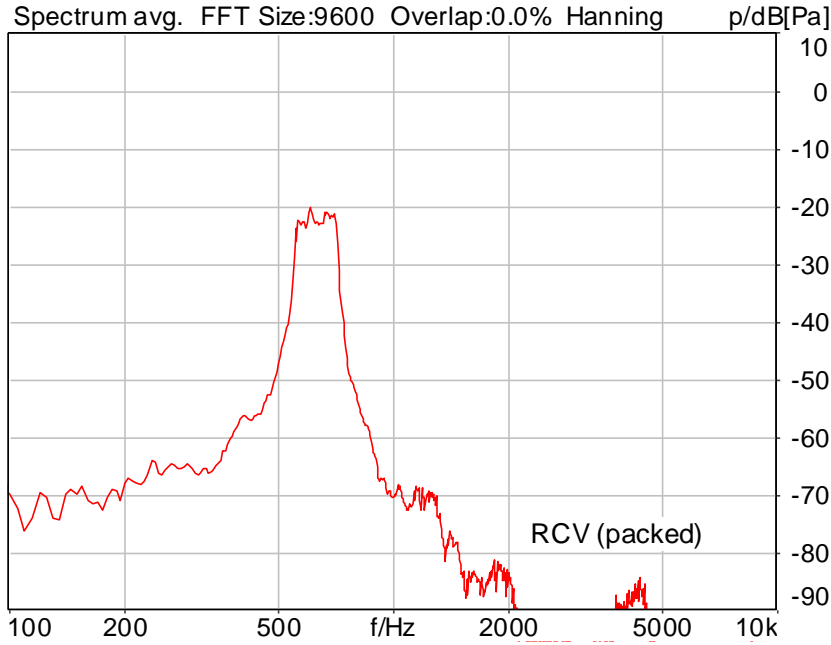
Limits

	lower
Run 1	20.00 dB



### 5.2 RCV Distortion and Noise - 630 Hz NB

TIA-5050 (2018-01) \ Measurements \ Narrowband \ 5.2 Receive Distortion and Noise 2N change frequency range



Distortion (Noise) RCV (packed): 28.88 dB (3.60%) Ok

Ok

2023/10/24 下午 08:34 ACQUA 5.1.200

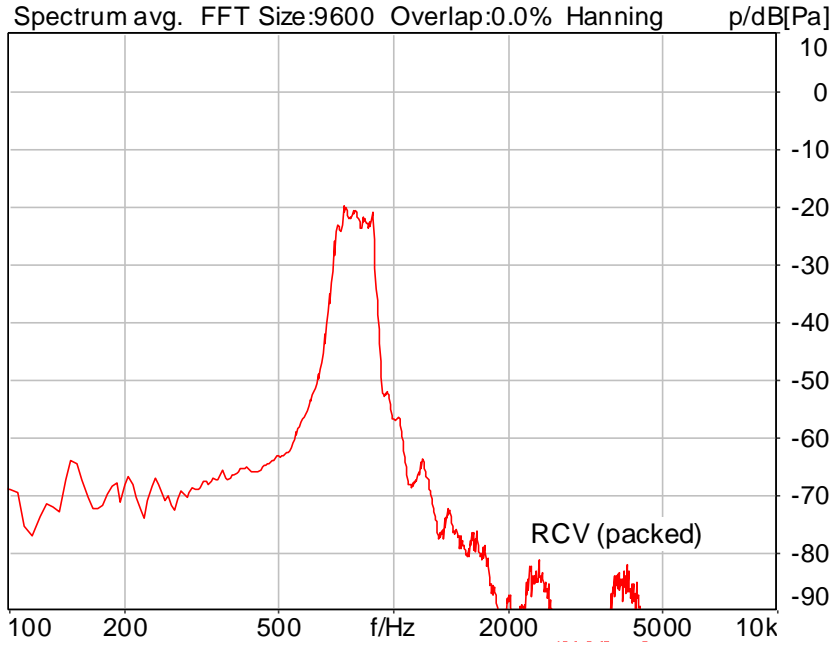
Limits

	lower
Run 1	20.00 dB



### 5.2 RCV Distortion and Noise - 800 Hz NB

TIA-5050 (2018-01) \ Measurements \ Narrowband \ 5.2 Receive Distortion and Noise 2N change frequency range



Distortion (Noise) RCV (packed): 29.21 dB (3.47%) Ok

Ok

2023/10/24 下午 08:34 ACQUA 5.1.200

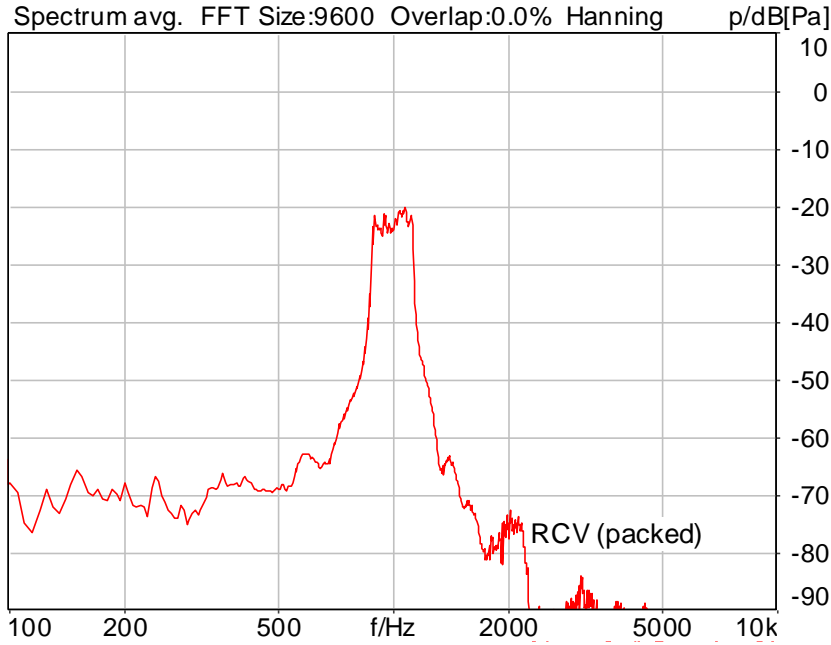
Limits

	lower
Run 1	20.00 dB



### 5.2 RCV Distortion and Noise - 1000 Hz NB

TIA-5050 (2018-01) \ Measurements \ Narrowband \ 5.2 Receive Distortion and Noise 2N change frequency range



Distortion (Noise) RCV (packed): 26.95 dB (4.49%) Ok

Ok

2023/10/24 下午 08:35 ACQUA 5.1.200

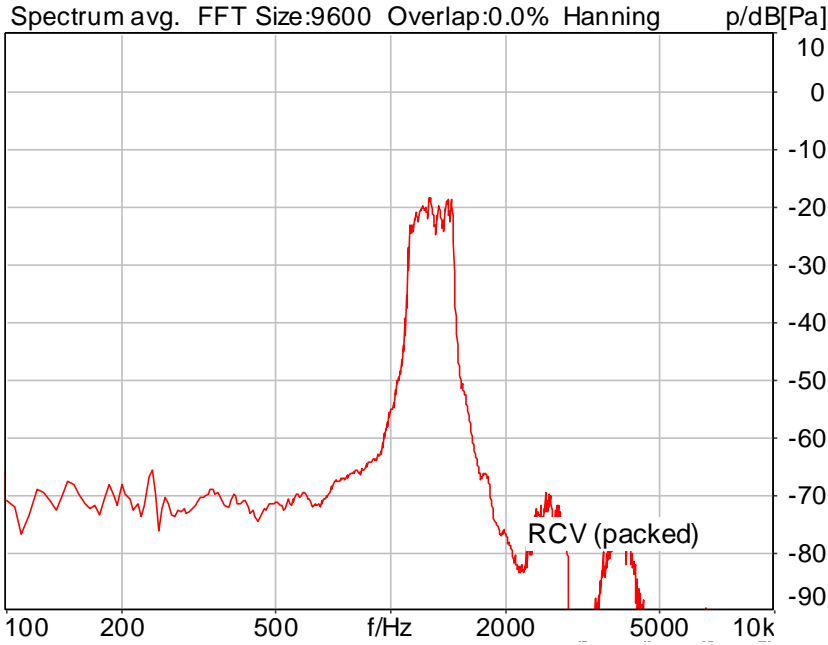
Limits

	lower
Run 1	20.00 dB



### 5.2 RCV Distortion and Noise - 1250 Hz NB

TIA-5050 (2018-01) \ Measurements \ Narrowband \ 5.2 Receive Distortion and Noise 2N change frequency range



Distortion (Noise) RCV (packed): 20.05 dB (9.95%) Ok

Ok

2023/10/24 下午 08:35 ACQUA 5.1.200

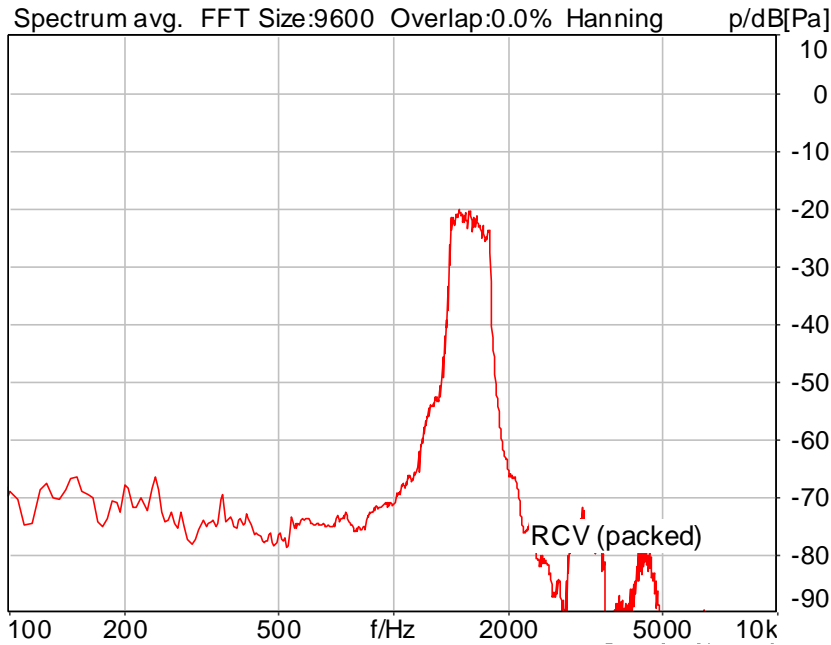
Limits

	lower
Run 1	20.00 dB



### 5.2 RCV Distortion and Noise - 1600 Hz NB

TIA-5050 (2018-01) \ Measurements \ Narrowband \ 5.2 Receive Distortion and Noise 2N change frequency range



Distortion (Noise) RCV (packed): 28.85 dB (3.61%) Ok

Ok

2023/10/24 下午 08:36 ACQUA 5.1.200

Limits

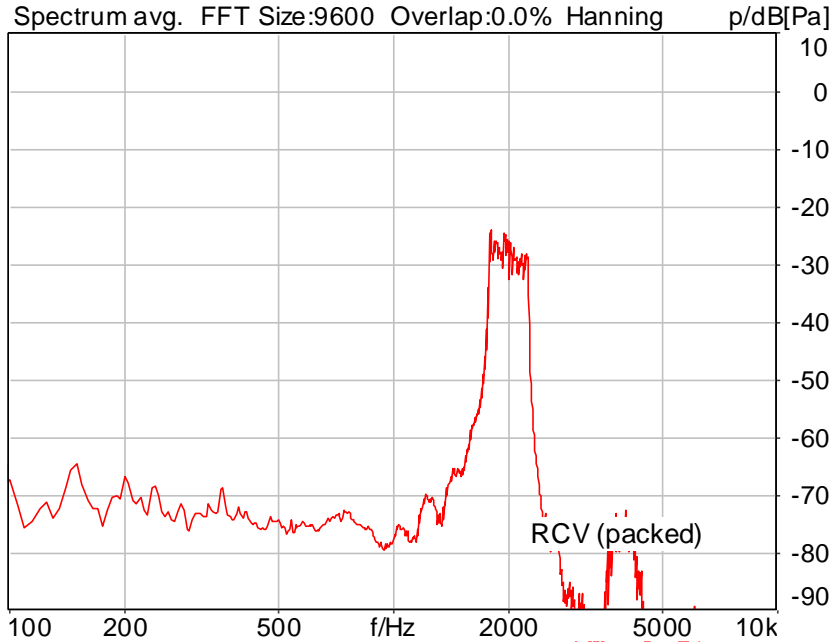
	lower
Run 1	20.00 dB





### 5.2 RCV Distortion and Noise - 2000 Hz NB

TIA-5050 (2018-01) \ Measurements \ Narrowband \ 5.2 Receive Distortion and Noise 2N change frequency range



Distortion (Noise) RCV (packed): 26.85 dB (4.54%) Ok

Ok

2023/10/24 下午 08:36 ACQUA 5.1.200

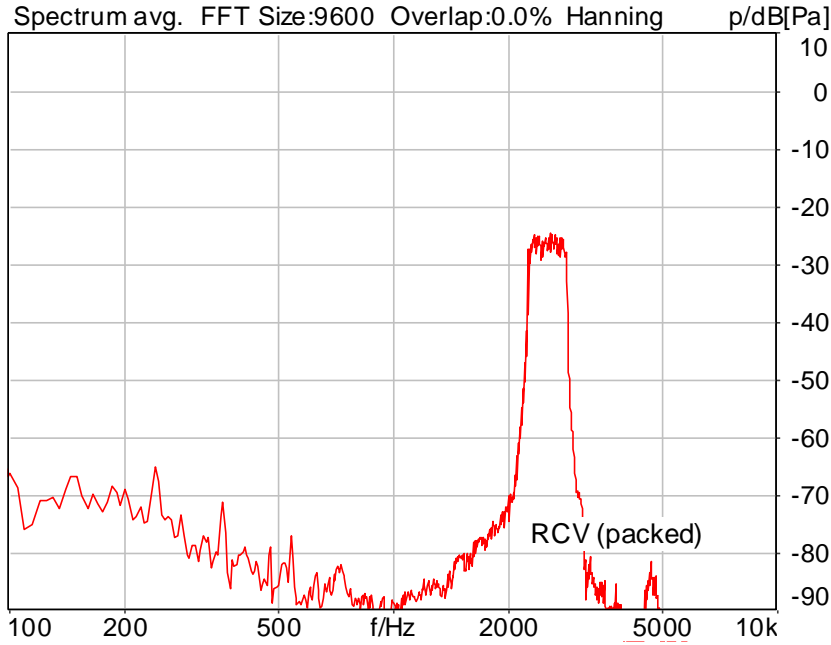
Limits

	lower
Run 1	20.00 dB



### 5.2 RCV Distortion and Noise - 2500 Hz NB

TIA-5050 (2018-01) \ Measurements \ Narrowband \ 5.2 Receive Distortion and Noise 2N change frequency range



Distortion (Noise) RCV (packed): 31.73 dB (2.59%) Ok

Ok

2023/10/24 下午 08:37 ACQUA 5.1.200

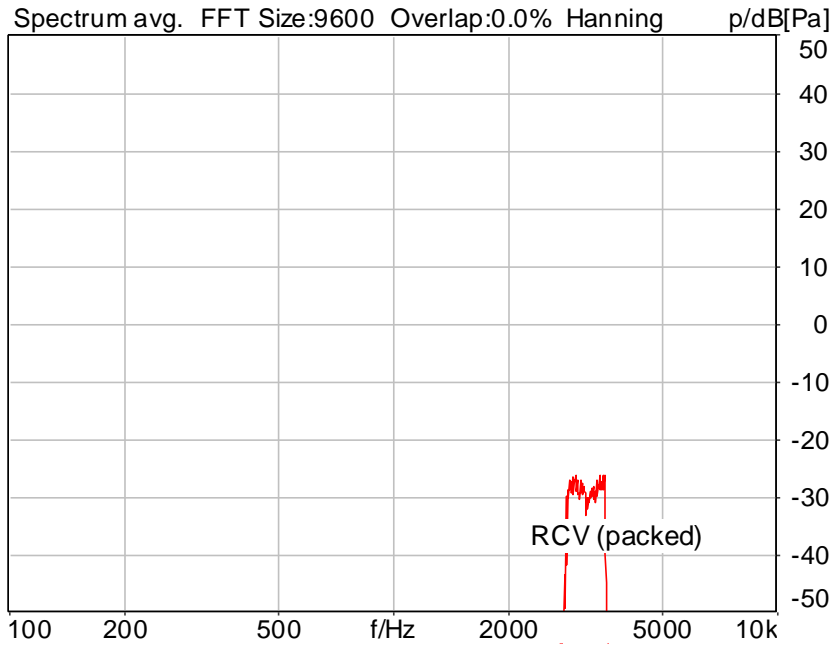
Limits

	lower
Run 1	20.00 dB



### 5.2 RCV Distortion and Noise - 3150 Hz NB

TIA-5050 (2018-01) \ Measurements \ Narrowband \ 5.2 Receive Distortion and Noise 2N change frequency range



Distortion (Noise) RCV (packed): 31.97 dB (2.52%) Ok

Ok

2023/10/24 下午 08:37 ACQUA 5.1.200

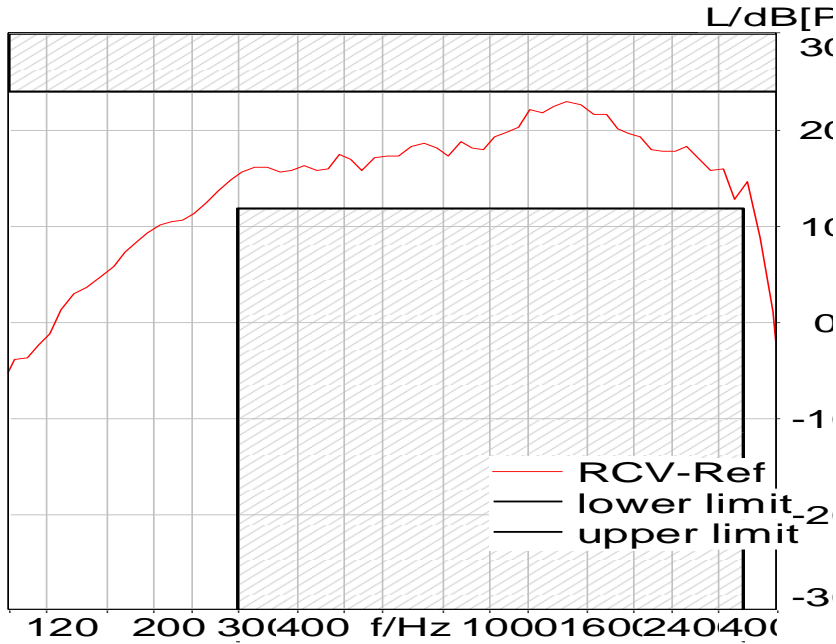
Limits

	lower
Run 1	20.00 dB



### 5.3 Frequency Response 8N FF HANB

TIA-5050 (2018-01) \ Measurements \ Narrowband



Absolute minimal distance  
0.91 dB at 1447.5 Hz Ok

Ok

2023/10/24 下午 08:38 ACQUA 5.1.200

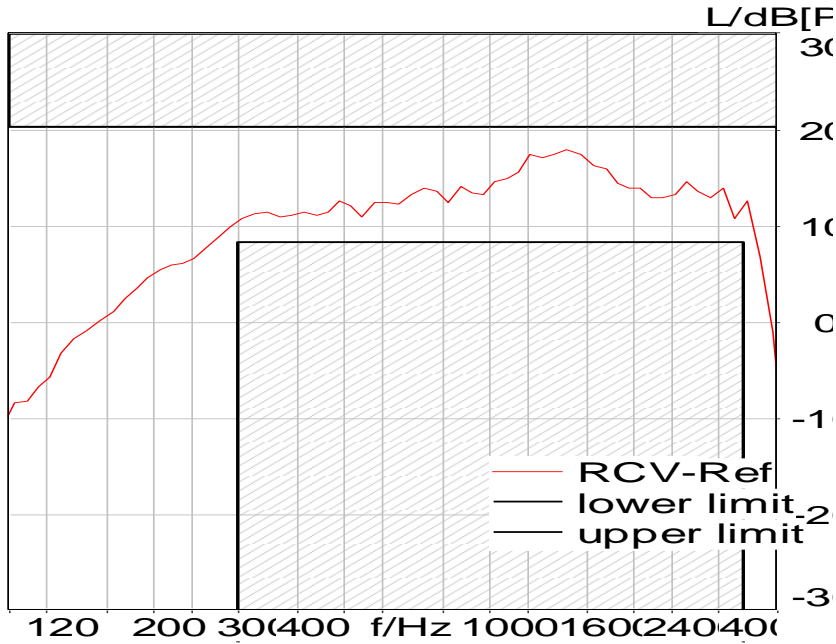
**Limits**

	<b>lower</b>
Run 1	Fit into tolerance



### 5.3 Frequency Response 2N FF HANB

TIA-5050 (2018-01) \ Measurements \ Narrowband



Absolute minimal distance  
2.42 dB at 1447.5 Hz Ok

Ok

2023/10/24 下午 08:39 ACQUA 5.1.200

**Limits**

	<b>lower</b>
Run 1	Fit into tolerance



#20 WiFi 5.2GHz EVS WB 24.4Kbps

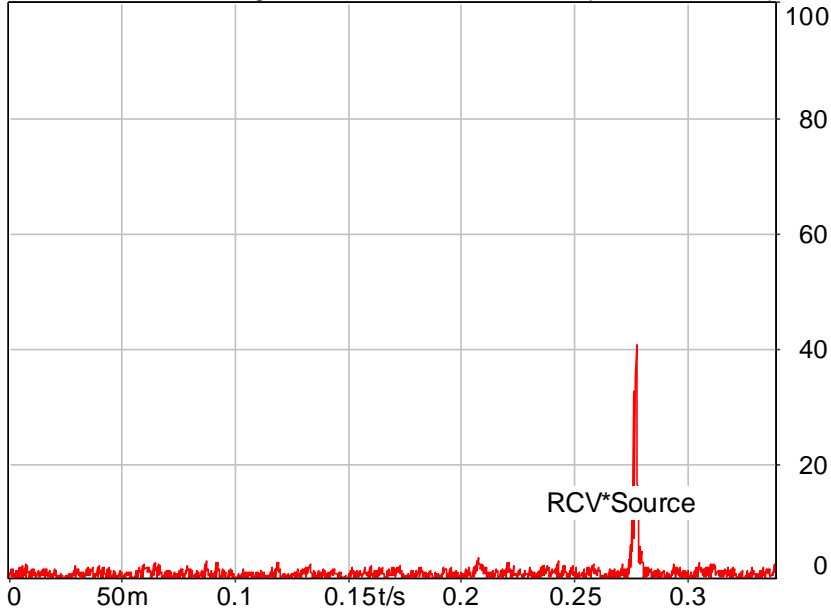
SMD	Status	Single Value Description	Single Value
Overall Receive Delay WB	Done	Delay (Cross) [ms]	277.2
5.1a Receive Volume Control Performance 8N WB	Ok	Speech Level [dB[SPL]]	90.08
5.1b Receive Volume Control Performance 2N WB	Ok	Speech Level [dB[SPL]]	88.52
5.2 RCV Distortion and Noise - 250 Hz WB	Ok	Distortion (Noise) [dB], 0.0 dB	25.27
5.2 RCV Distortion and Noise - 315 Hz WB	Ok	Distortion (Noise) [dB], 0.0 dB	23.79
5.2 RCV Distortion and Noise - 400 Hz WB	Ok	Distortion (Noise) [dB], 0.0 dB	23.20
5.2 RCV Distortion and Noise - 500 Hz WB	Ok	Distortion (Noise) [dB], 0.0 dB	30.38
5.2 RCV Distortion and Noise - 630 Hz WB	Ok	Distortion (Noise) [dB], 0.0 dB	26.34
5.2 RCV Distortion and Noise - 800 Hz WB	Ok	Distortion (Noise) [dB], 0.0 dB	41.62
5.2 RCV Distortion and Noise - 1000 Hz WB	Ok	Distortion (Noise) [dB], 0.0 dB	45.24
5.2 RCV Distortion and Noise - 1250 Hz WB	Ok	Distortion (Noise) [dB], 0.0 dB	33.14
5.2 RCV Distortion and Noise - 1600 Hz WB	Ok	Distortion (Noise) [dB], 0.0 dB	40.87
5.2 RCV Distortion and Noise - 2000 Hz WB	Ok	Distortion (Noise) [dB], 0.0 dB	41.53
5.2 RCV Distortion and Noise - 2500 Hz WB	Ok	Distortion (Noise) [dB], 0.0 dB	45.43
5.2 RCV Distortion and Noise - 3150 Hz WB	Ok	Distortion (Noise) [dB], 0.0 dB	44.01
5.2 RCV Distortion and Noise - 4000 Hz WB	Ok	Distortion (Noise) [dB], 0.0 dB	42.48
5.2 RCV Distortion and Noise - 5000 Hz WB	Ok	Distortion (Noise) [dB], 0.0 dB	40.52
5.2 RCV Distortion and Noise - 250 Hz WB	Ok	Distortion (Noise) [dB], 0.0 dB	25.27
5.2 RCV Distortion and Noise - 315 Hz WB	Ok	Distortion (Noise) [dB], 0.0 dB	24.12
5.2 RCV Distortion and Noise - 400 Hz WB	Ok	Distortion (Noise) [dB], 0.0 dB	23.10
5.2 RCV Distortion and Noise - 500 Hz WB	Ok	Distortion (Noise) [dB], 0.0 dB	30.54
5.2 RCV Distortion and Noise - 630 Hz WB	Ok	Distortion (Noise) [dB], 0.0 dB	37.79
5.2 RCV Distortion and Noise - 800 Hz WB	Ok	Distortion (Noise) [dB], 0.0 dB	41.56
5.2 RCV Distortion and Noise - 1000 Hz WB	Ok	Distortion (Noise) [dB], 0.0 dB	45.27
5.2 RCV Distortion and Noise - 1250 Hz WB	Ok	Distortion (Noise) [dB], 0.0 dB	32.73
5.2 RCV Distortion and Noise - 1600 Hz WB	Ok	Distortion (Noise) [dB], 0.0 dB	43.24
5.2 RCV Distortion and Noise - 2000 Hz WB	Ok	Distortion (Noise) [dB], 0.0 dB	40.58
5.2 RCV Distortion and Noise - 2500 Hz WB	Ok	Distortion (Noise) [dB], 0.0 dB	45.21
5.2 RCV Distortion and Noise - 3150 Hz WB	Ok	Distortion (Noise) [dB], 0.0 dB	44.64
5.2 RCV Distortion and Noise - 4000 Hz WB	Ok	Distortion (Noise) [dB], 0.0 dB	43.24
5.2 RCV Distortion and Noise - 5000 Hz WB	Ok	Distortion (Noise) [dB], 0.0 dB	38.77
5.3 Frequency Response 8N FF	Ok	Min. dist. to tolerance scheme [dB], 205.7 Hz	2.39
5.3 Frequency Response 2N FF	Ok	Min. dist. to tolerance scheme [dB], 4369.4 Hz	1.79



### Overall Receive Delay WB

TIA-5050 (2018-01) \ Measurements \ Wideband \ Preparation - Delay measurement

Cross correlation avg. FFT Size:131072 Overlap:0.0% Envelop %



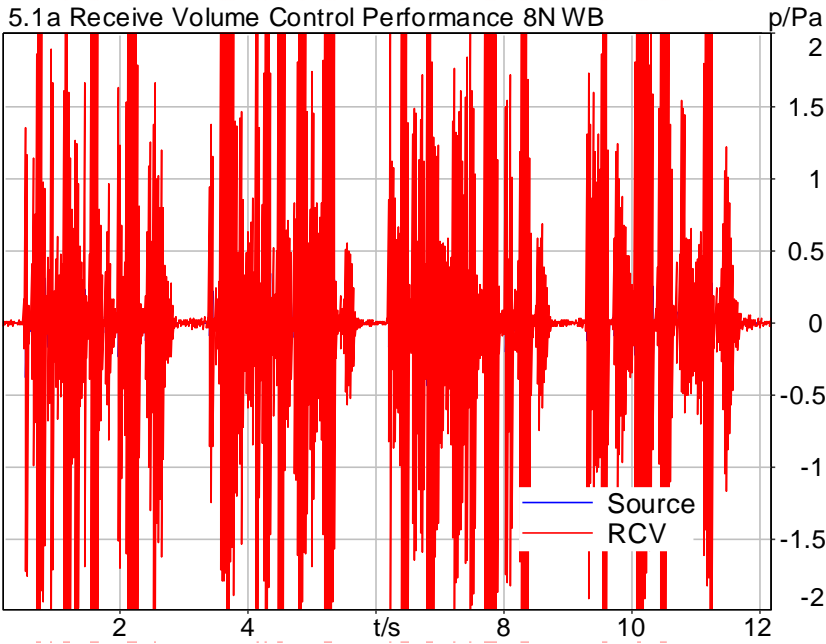
Delay (Cross): 277.2 ms

2023/10/24 下午 10:01 ACQUA 5.1.200



### 5.1a Receive Volume Control Performance 8N WB

TIA-5050 (2018-01) \ Measurements \ Wideband



Speech Level RCV: 90.08 dB[SPL], Act.: 57.15% Ok

**Ok**

2023/10/24 下午 10:01 ACQUA 5.1.200

**Limits**

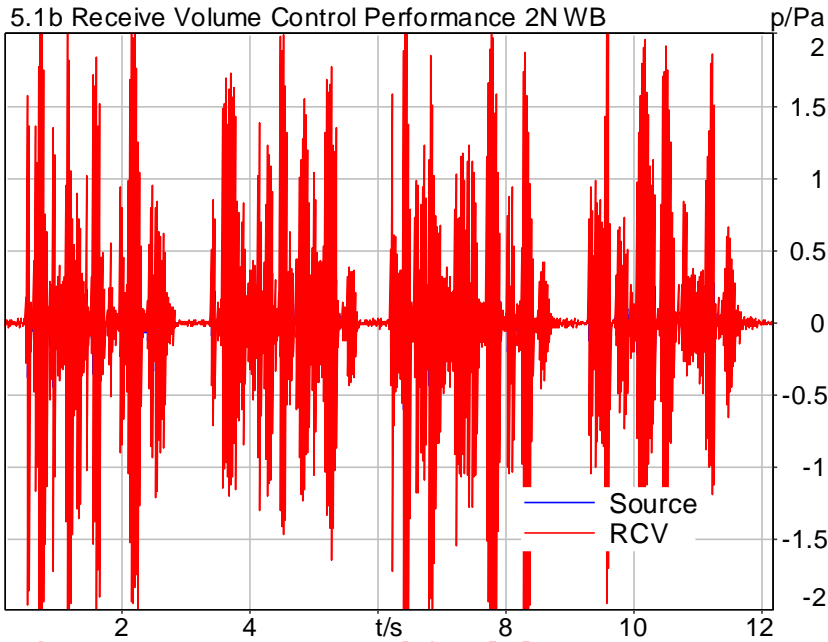
	<b>lower</b>
Run 1	88.00 dB20uPa





### 5.1b Receive Volume Control Performance 2N WB

TIA-5050 (2018-01) \ Measurements \ Wideband



Speech Level RCV: 88.52 dB[SPL], Act.: 28.55% Ok

Ok

2023/10/24 下午 10:02 ACQUA 5.1.200

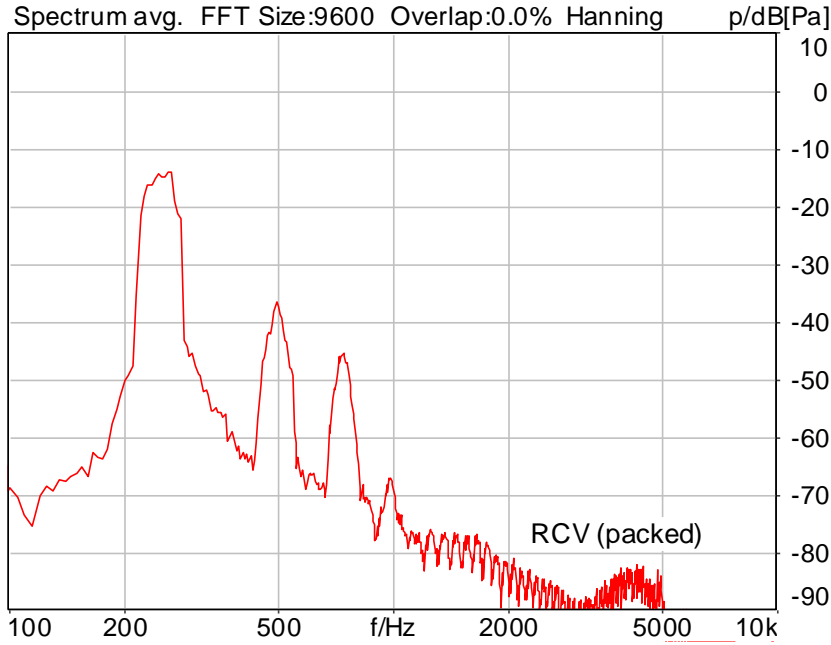
Limits

	lower
Run 1	76.00 dB20uPa



### 5.2 RCV Distortion and Noise - 250 Hz WB

TIA-5050 (2018-01) \ Measurements \ Wideband \ 5.2 Receive Distortion and Noise 8N change frequency range



Distortion (Noise) RCV (packed): 25.27 dB (5.45%) Ok

Ok

2023/10/24 下午 10:02 ACQUA 5.1.200

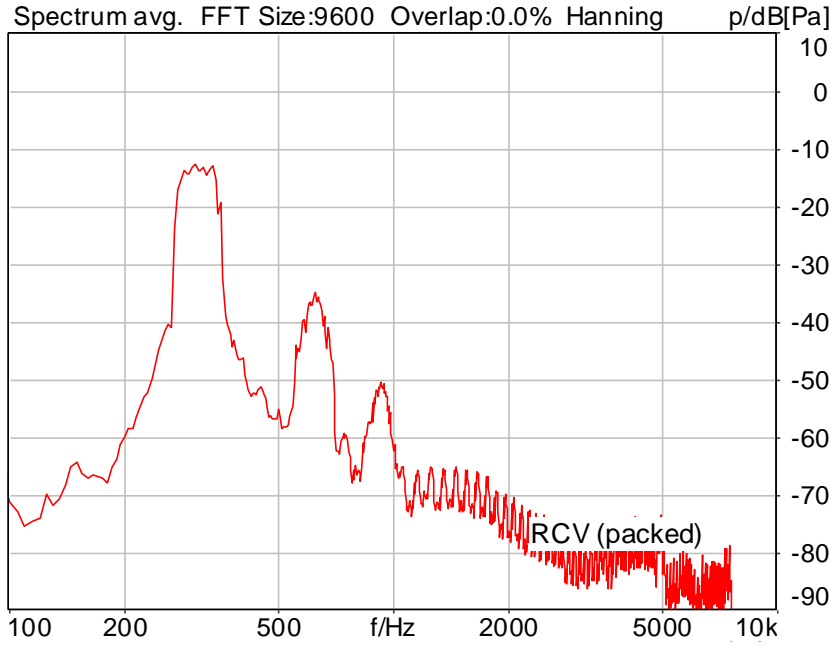
Limits

	lower
Run 1	20.00 dB



### 5.2 RCV Distortion and Noise - 315 Hz WB

TIA-5050 (2018-01) \ Measurements \ Wideband \ 5.2 Receive Distortion and Noise 8N change frequency range



Ok

2023/10/24 下午 10:03 ACQUA 5.1.200

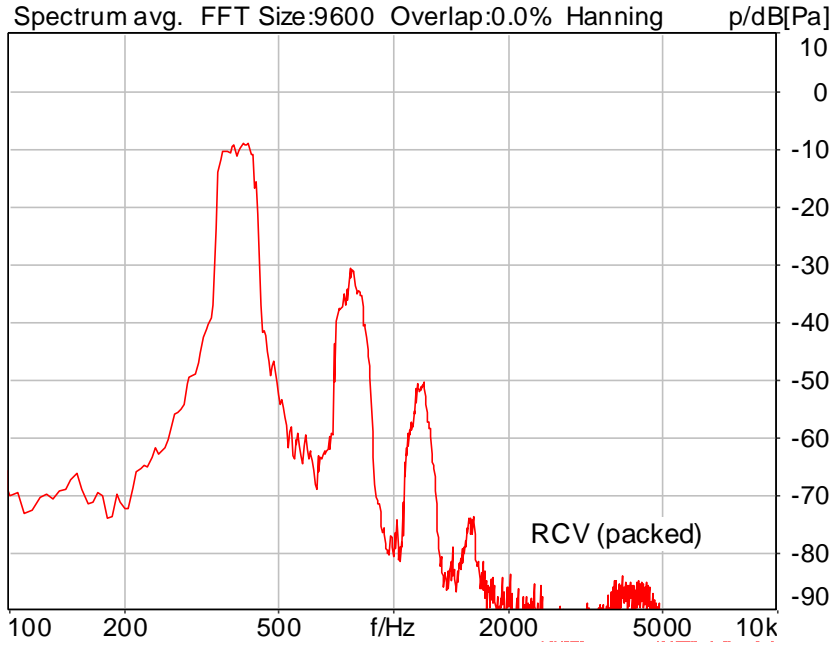
Limits

	lower
Run 1	20.00 dB



### 5.2 RCV Distortion and Noise - 400 Hz WB

TIA-5050 (2018-01) \ Measurements \ Wideband \ 5.2 Receive Distortion and Noise 8N change frequency range



Distortion (Noise) RCV (packed): 23.20 dB (6.92%) Ok

Ok

2023/10/24 下午 10:04 ACQUA 5.1.200

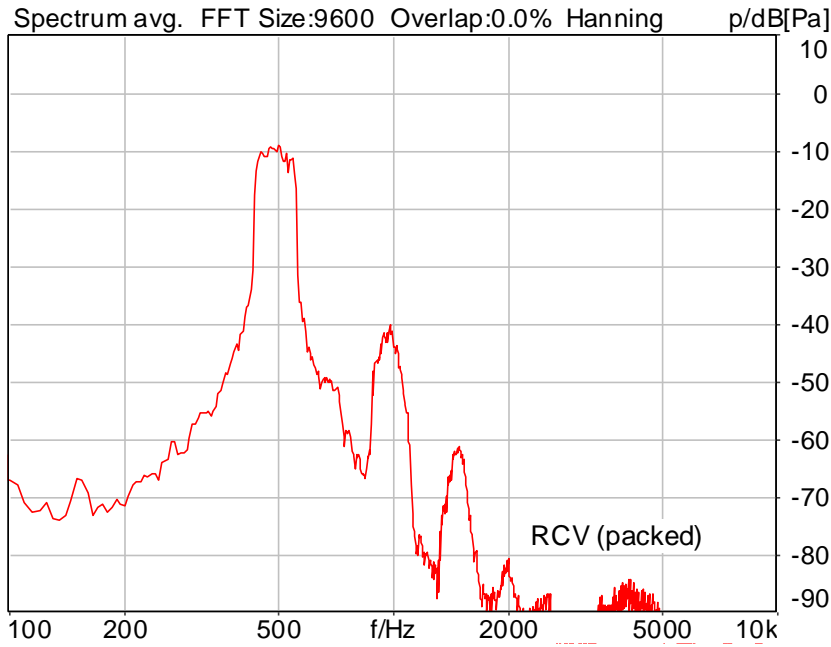
Limits

	lower
Run 1	20.00 dB



### 5.2 RCV Distortion and Noise - 500 Hz WB

TIA-5050 (2018-01) \ Measurements \ Wideband \ 5.2 Receive Distortion and Noise 8N change frequency range



Distortion (Noise) RCV (packed): 30.38 dB (3.03%) Ok

Ok

2023/10/24 下午 10:04 ACQUA 5.1.200

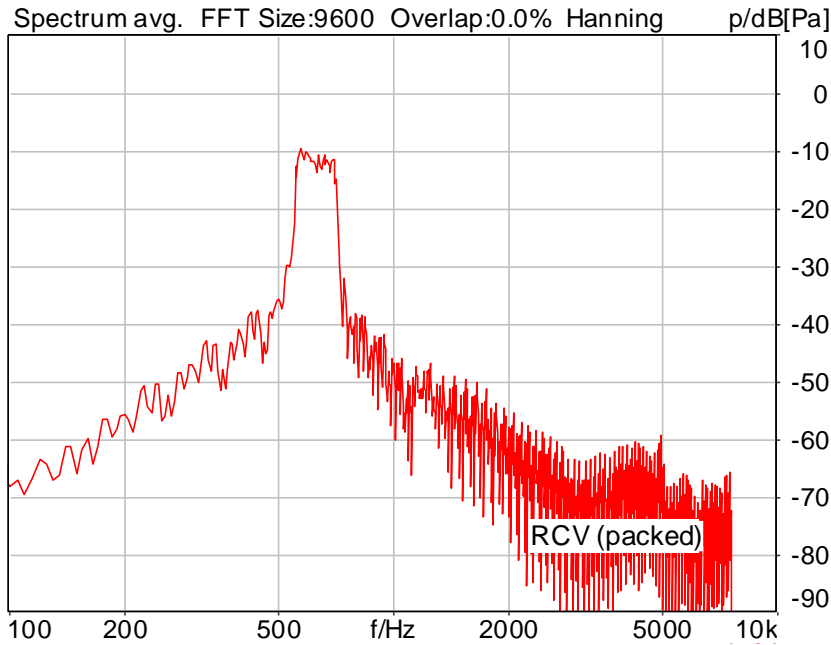
Limits

	lower
Run 1	20.00 dB



### 5.2 RCV Distortion and Noise - 630 Hz WB

TIA-5050 (2018-01) \ Measurements \ Wideband \ 5.2 Receive Distortion and Noise 8N change frequency range



Distortion (Noise) RCV (packed): 26.34 dB (4.82%) Ok

Ok

2023/10/24 下午 10:05 ACQUA 5.1.200

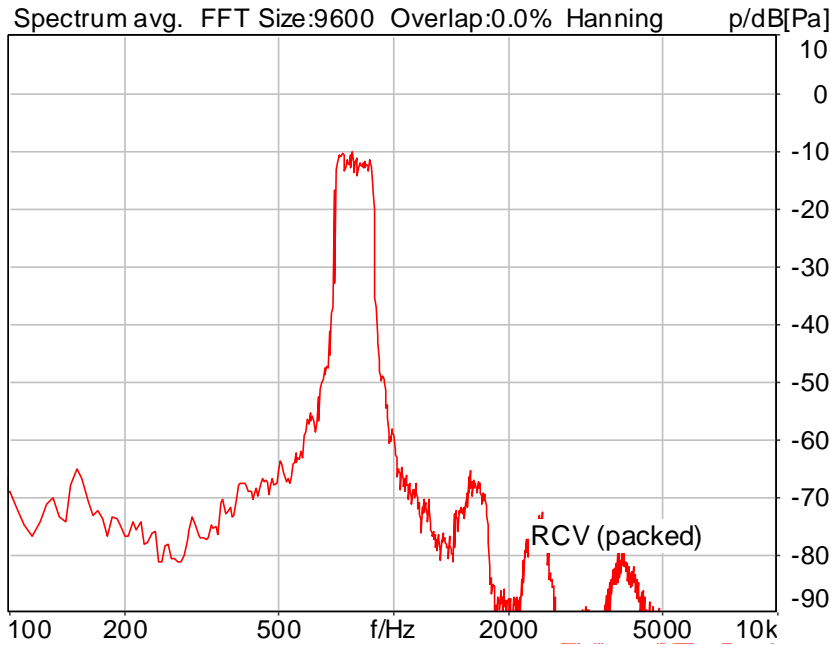
Limits

	lower
Run 1	20.00 dB



### 5.2 RCV Distortion and Noise - 800 Hz WB

TIA-5050 (2018-01) \ Measurements \ Wideband \ 5.2 Receive Distortion and Noise 8N change frequency range



Distortion (Noise) RCV (packed): 41.62 dB (0.83%) Ok

Ok

2023/10/24 下午 10:05 ACQUA 5.1.200

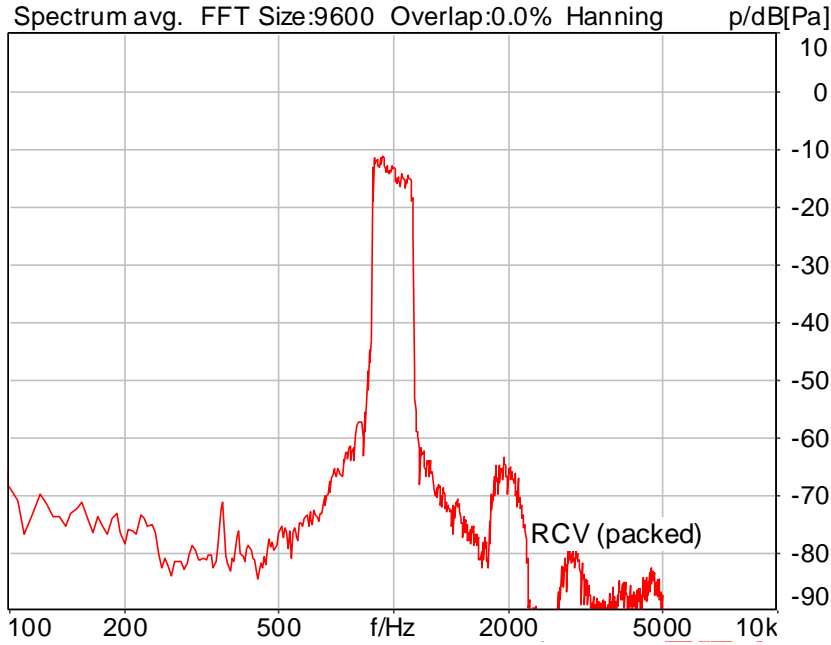
Limits

	lower
Run 1	20.00 dB



### 5.2 RCV Distortion and Noise - 1000 Hz WB

TIA-5050 (2018-01) \ Measurements \ Wideband \ 5.2 Receive Distortion and Noise 8N change frequency range



Ok

2023/10/24 下午 10:05 ACQUA 5.1.200

Limits

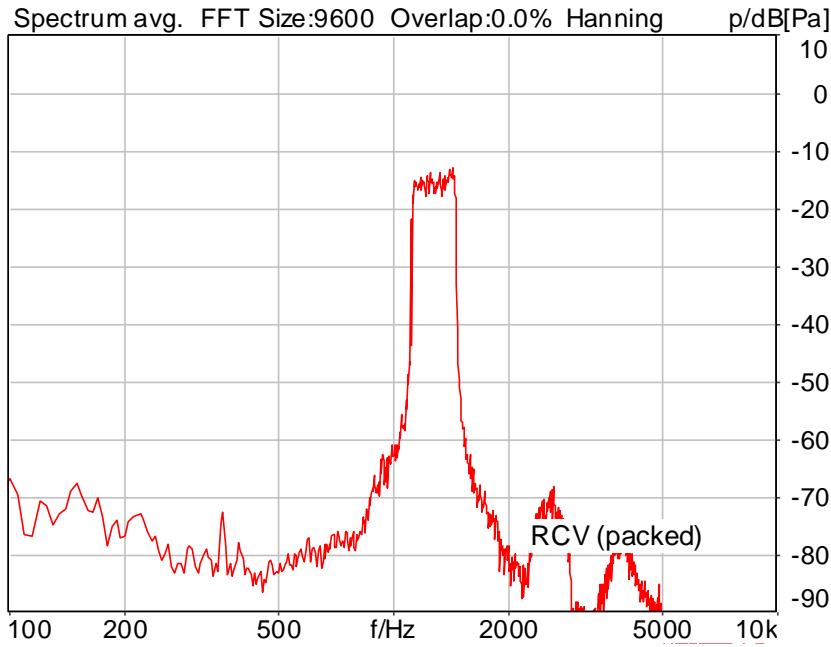
	lower
Run 1	20.00 dB





### 5.2 RCV Distortion and Noise - 1250 Hz WB

TIA-5050 (2018-01) \ Measurements \ Wideband \ 5.2 Receive Distortion and Noise 8N change frequency range



Distortion (Noise) RCV (packed): 33.14 dB (2.20%) Ok

Ok

2023/10/24 下午 10:06 ACQUA 5.1.200

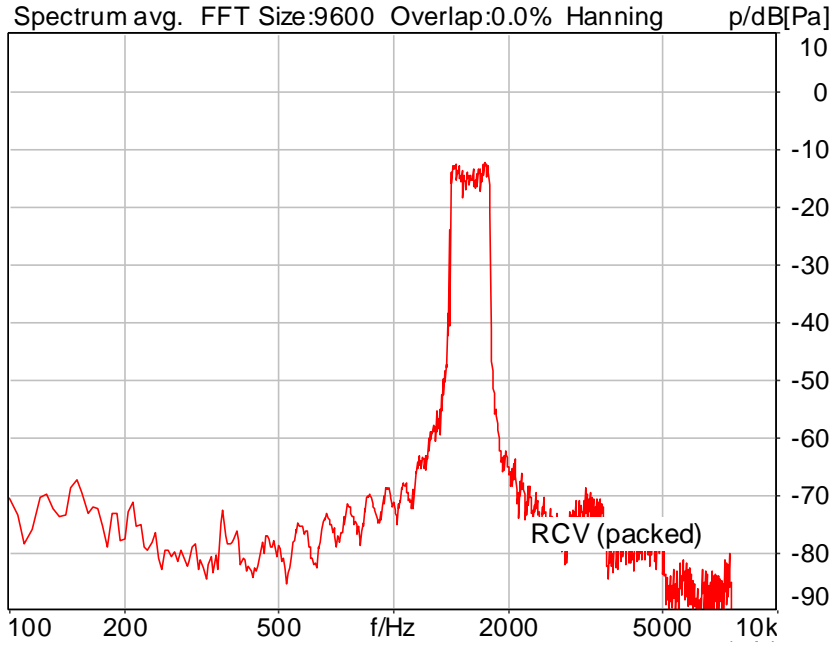
Limits

	lower
Run 1	20.00 dB



### 5.2 RCV Distortion and Noise - 1600 Hz WB

TIA-5050 (2018-01) \ Measurements \ Wideband \ 5.2 Receive Distortion and Noise 8N change frequency range



Distortion (Noise) RCV (packed): 40.87 dB (0.90%) Ok

Ok

2023/10/24 下午 10:06 ACQUA 5.1.200

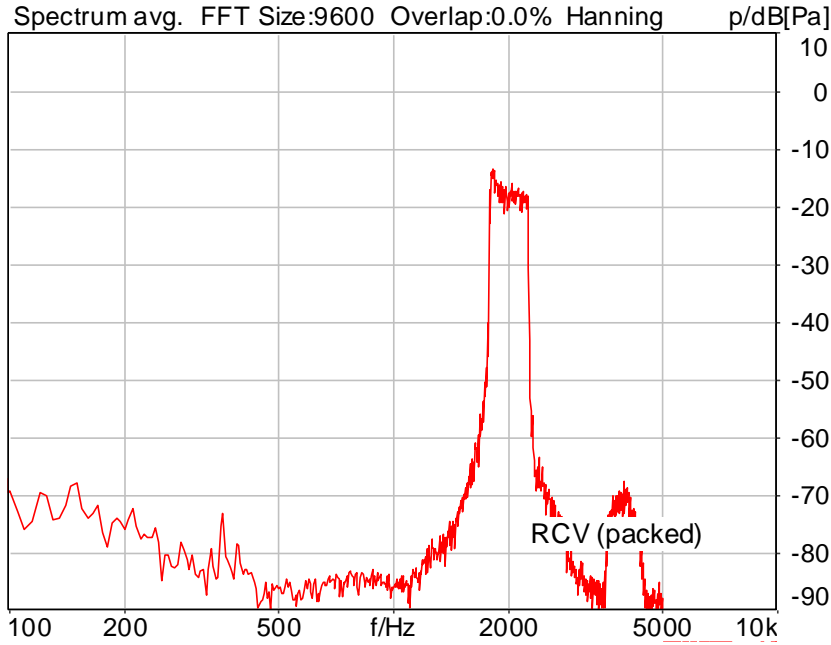
Limits

	lower
Run 1	20.00 dB



### 5.2 RCV Distortion and Noise - 2000 Hz WB

TIA-5050 (2018-01) \ Measurements \ Wideband \ 5.2 Receive Distortion and Noise 8N change frequency range



Distortion (Noise) RCV (packed): 41.53 dB (0.84%) Ok

Ok

2023/10/24 下午 10:07 ACQUA 5.1.200

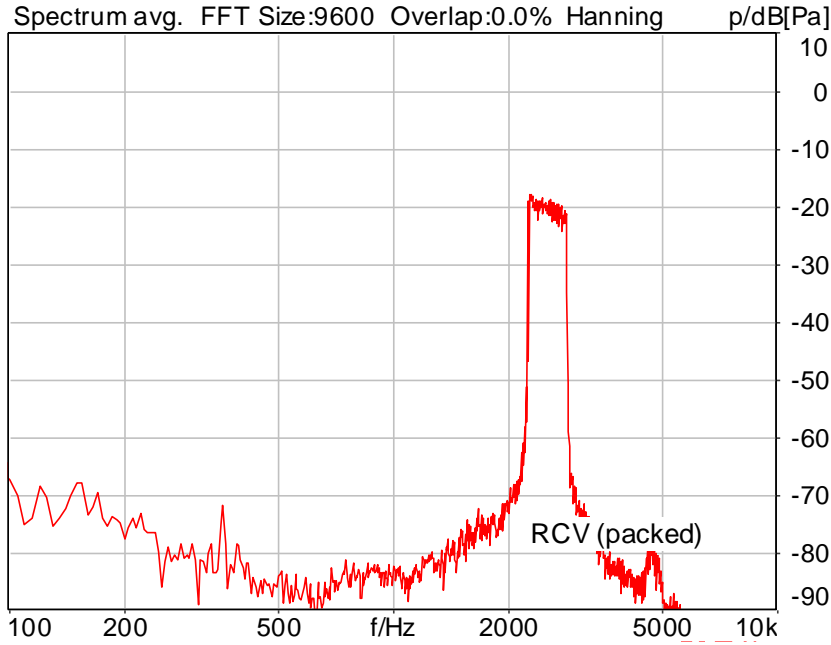
Limits

	lower
Run 1	20.00 dB



### 5.2 RCV Distortion and Noise - 2500 Hz WB

TIA-5050 (2018-01) \ Measurements \ Wideband \ 5.2 Receive Distortion and Noise 8N change frequency range



Distortion (Noise) RCV (packed): 45.43 dB (0.53%) Ok

Ok

2023/10/24 下午 10:07 ACQUA 5.1.200

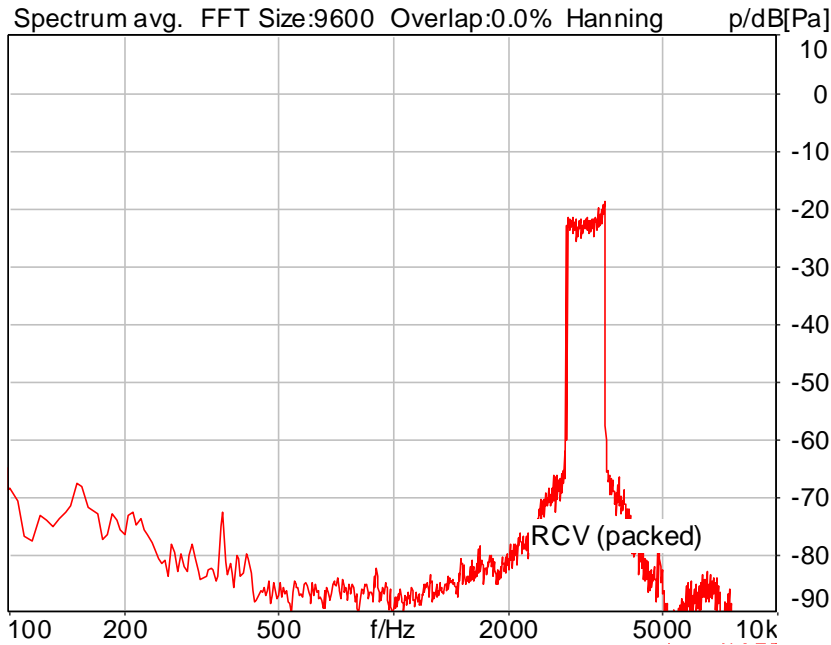
Limits

	lower
Run 1	20.00 dB



### 5.2 RCV Distortion and Noise - 3150 Hz WB

TIA-5050 (2018-01) \ Measurements \ Wideband \ 5.2 Receive Distortion and Noise 8N change frequency range



Distortion (Noise) RCV (packed): 44.01 dB (0.63%) Ok

Ok

2023/10/24 下午 10:08 ACQUA 5.1.200

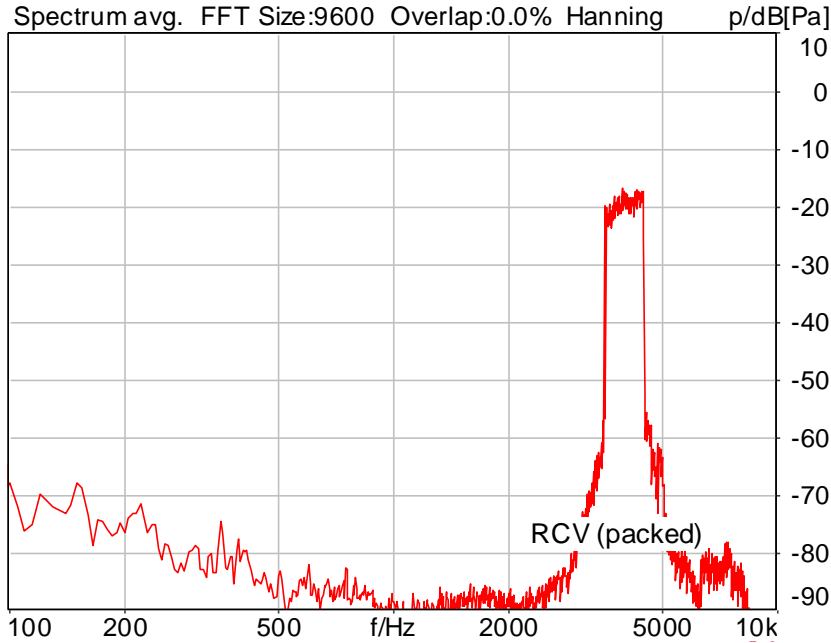
Limits

	lower
Run 1	20.00 dB



### 5.2 RCV Distortion and Noise - 4000 Hz WB

TIA-5050 (2018-01) \ Measurements \ Wideband \ 5.2 Receive Distortion and Noise 8N change frequency range



Distortion (Noise) RCV (packed): 42.48 dB (0.75%) Ok

Ok

2023/10/24 下午 10:08 ACQUA 5.1.200

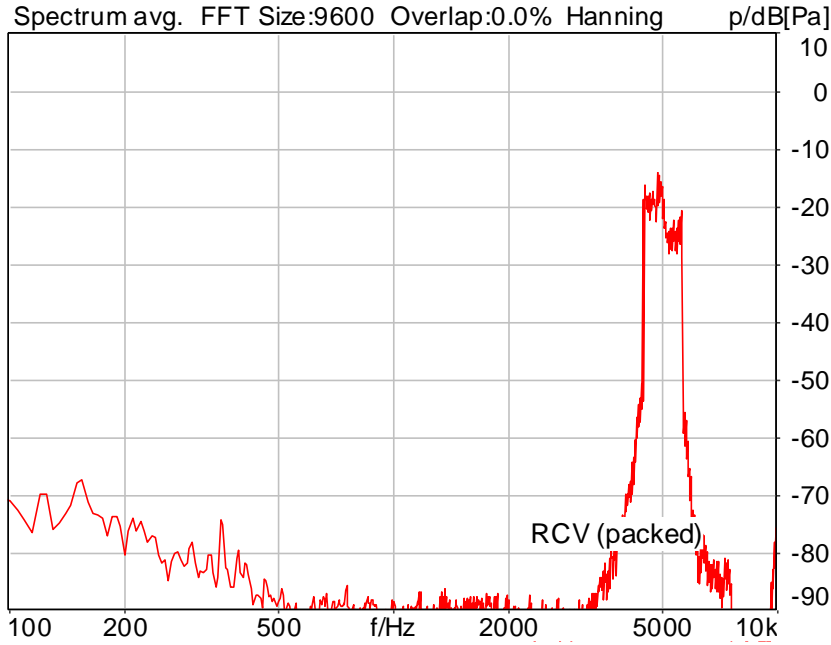
Limits

	lower
Run 1	20.00 dB



### 5.2 RCV Distortion and Noise - 5000 Hz WB

TIA-5050 (2018-01) \ Measurements \ Wideband \ 5.2 Receive Distortion and Noise 8N change frequency range



Distortion (Noise) RCV (packed): 40.52 dB (0.94%) Ok

Ok

2023/10/24 下午 10:09 ACQUA 5.1.200

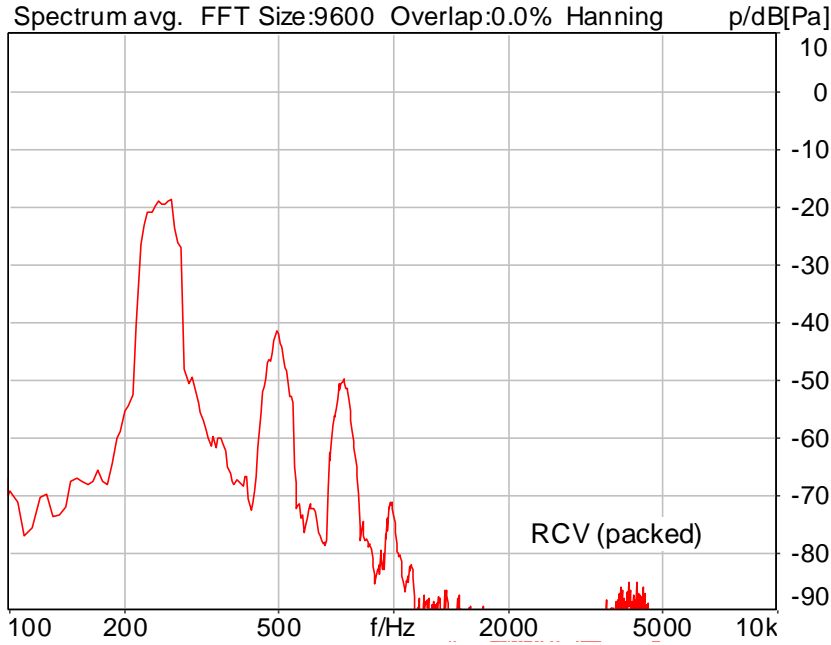
Limits

	lower
Run 1	20.00 dB



### 5.2 RCV Distortion and Noise - 250 Hz WB

TIA-5050 (2018-01) \ Measurements \ Wideband \ 5.2 Receive Distortion and Noise 2N change frequency range



Distortion (Noise) RCV (packed): 25.27 dB (5.45%) Ok

Ok

2023/10/24 下午 10:10 ACQUA 5.1.200

Limits

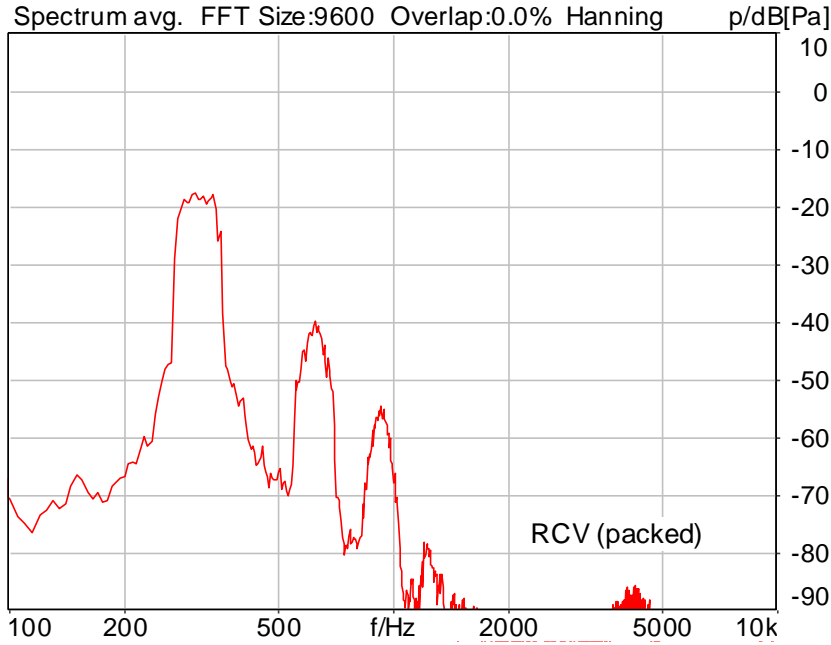
	lower
Run 1	20.00 dB





### 5.2 RCV Distortion and Noise - 315 Hz WB

TIA-5050 (2018-01) \ Measurements \ Wideband \ 5.2 Receive Distortion and Noise 2N change frequency range



Distortion (Noise) RCV (packed): 24.12 dB (6.23%) Ok

Ok

2023/10/24 下午 10:10 ACQUA 5.1.200

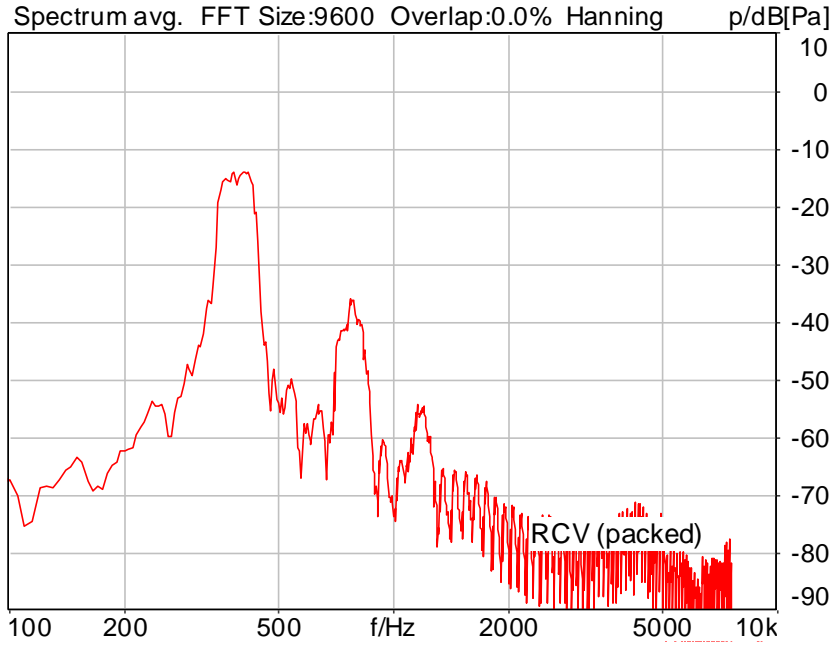
Limits

	lower
Run 1	20.00 dB



### 5.2 RCV Distortion and Noise - 400 Hz WB

TIA-5050 (2018-01) \ Measurements \ Wideband \ 5.2 Receive Distortion and Noise 2N change frequency range



Distortion (Noise) RCV (packed): 23.10 dB (7.00%) Ok

Ok

2023/10/24 下午 10:11 ACQUA 5.1.200

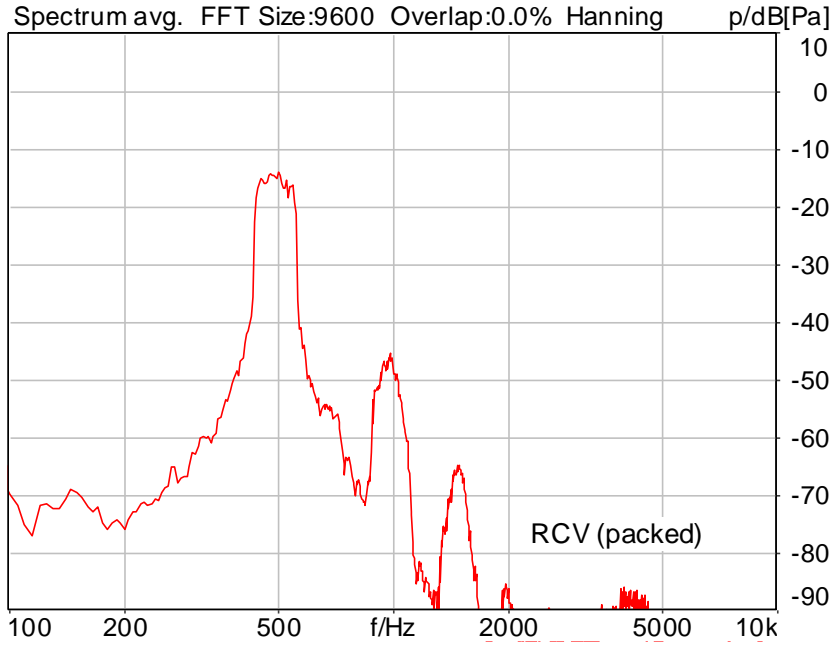
Limits

	lower
Run 1	20.00 dB



### 5.2 RCV Distortion and Noise - 500 Hz WB

TIA-5050 (2018-01) \ Measurements \ Wideband \ 5.2 Receive Distortion and Noise 2N change frequency range



Distortion (Noise) RCV (packed): 30.54 dB (2.97%) Ok

Ok

2023/10/24 下午 10:11 ACQUA 5.1.200

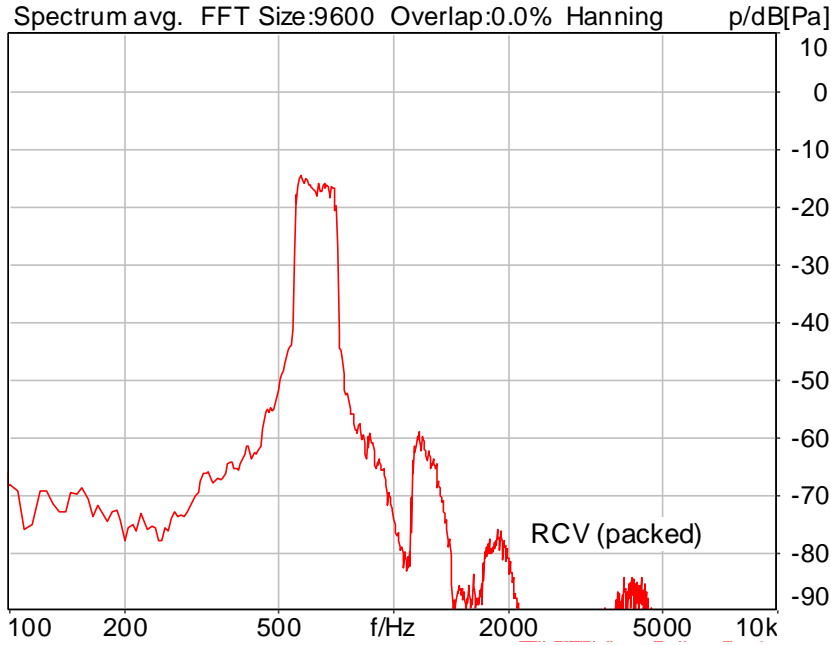
Limits

	lower
Run 1	20.00 dB



### 5.2 RCV Distortion and Noise - 630 Hz WB

TIA-5050 (2018-01) \ Measurements \ Wideband \ 5.2 Receive Distortion and Noise 2N change frequency range



Distortion (Noise) RCV (packed): 37.79 dB (1.29%) Ok

Ok

2023/10/24 下午 10:12 ACQUA 5.1.200

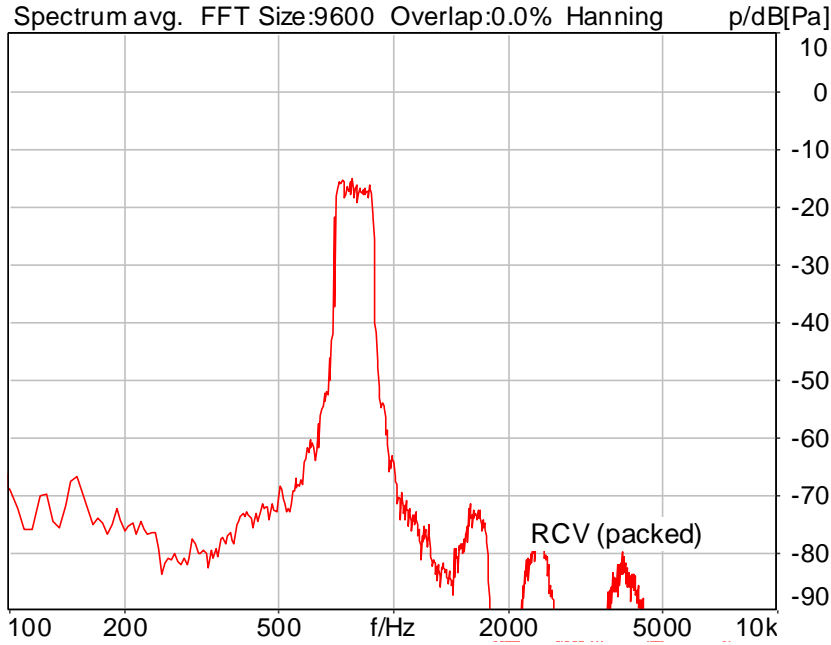
Limits

	lower
Run 1	20.00 dB



### 5.2 RCV Distortion and Noise - 800 Hz WB

TIA-5050 (2018-01) \ Measurements \ Wideband \ 5.2 Receive Distortion and Noise 2N change frequency range



Distortion (Noise) RCV (packed): 41.56 dB (0.84%) Ok

Ok

2023/10/24 下午 10:12 ACQUA 5.1.200

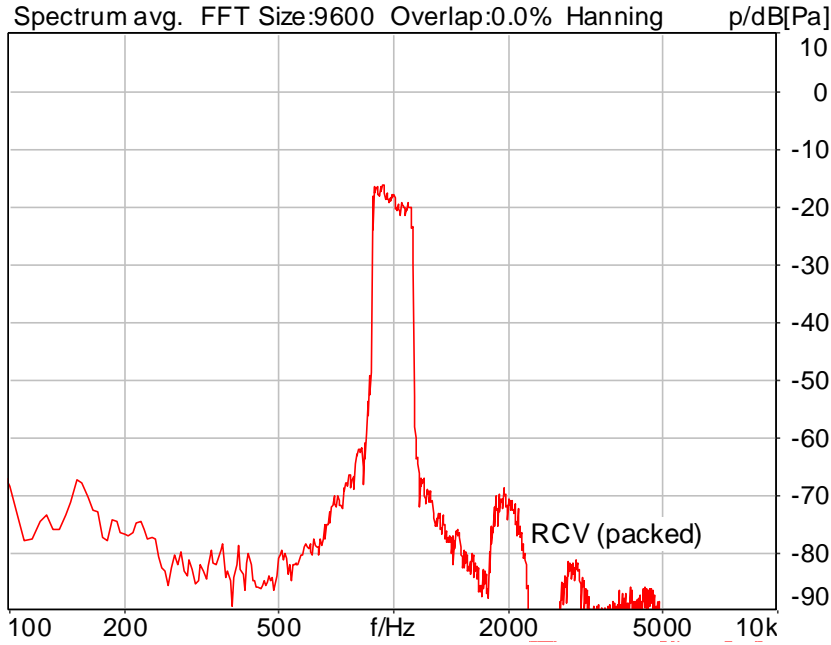
Limits

	lower
Run 1	20.00 dB



### 5.2 RCV Distortion and Noise - 1000 Hz WB

TIA-5050 (2018-01) \ Measurements \ Wideband \ 5.2 Receive Distortion and Noise 2N change frequency range



Distortion (Noise) RCV (packed): 45.27 dB (0.55%) Ok

Ok

2023/10/24 下午 10:13 ACQUA 5.1.200

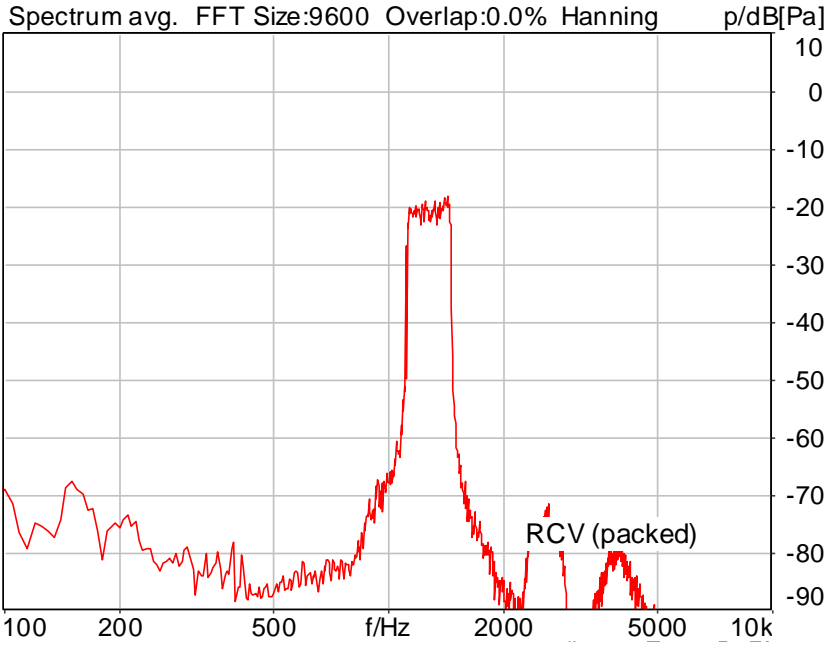
Limits

	lower
Run 1	20.00 dB



### 5.2 RCV Distortion and Noise - 1250 Hz WB

TIA-5050 (2018-01) \ Measurements \ Wideband \ 5.2 Receive Distortion and Noise 2N change frequency range



Distortion (Noise) RCV (packed): 32.73 dB (2.31%) Ok

Ok

2023/10/24 下午 10:13 ACQUA 5.1.200

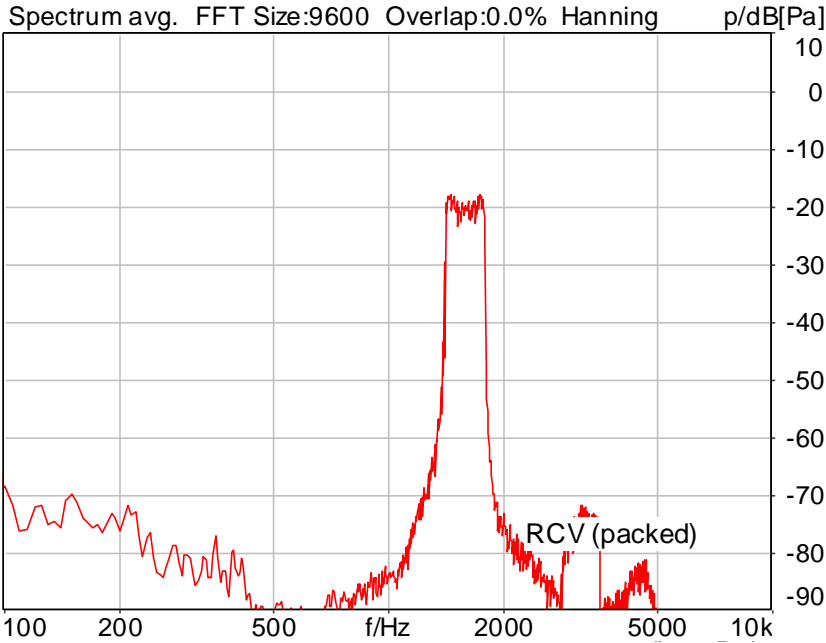
Limits

	lower
Run 1	20.00 dB



### 5.2 RCV Distortion and Noise - 1600 Hz WB

TIA-5050 (2018-01) \ Measurements \ Wideband \ 5.2 Receive Distortion and Noise 2N change frequency range



Distortion (Noise) RCV (packed): 43.24 dB (0.69%) Ok

**Ok**

2023/10/24 下午 10:14 ACQUA 5.1.200

**Limits**

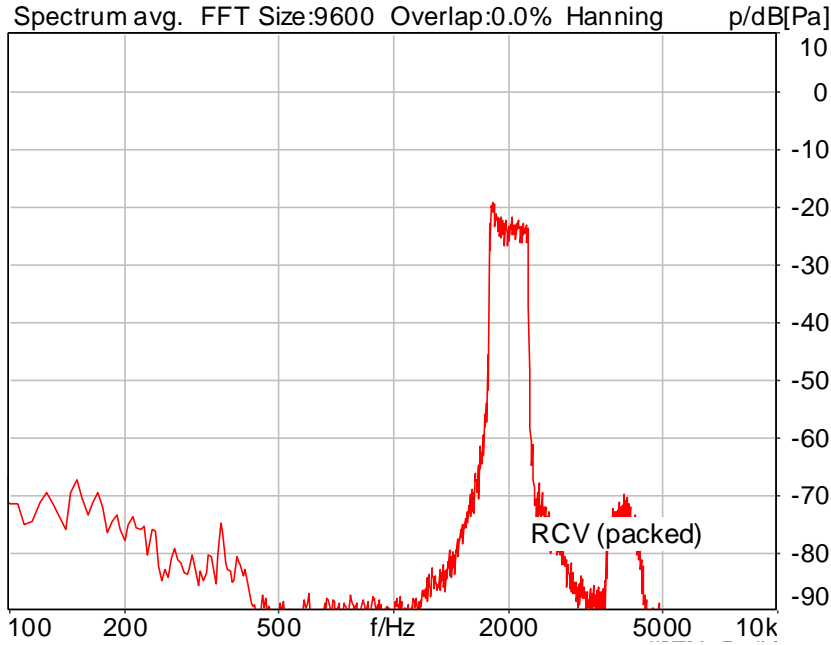
	<b>lower</b>
Run 1	20.00 dB





### 5.2 RCV Distortion and Noise - 2000 Hz WB

TIA-5050 (2018-01) \ Measurements \ Wideband \ 5.2 Receive Distortion and Noise 2N change frequency range



Distortion (Noise) RCV (packed): 40.58 dB (0.94%) Ok

Ok

2023/10/24 下午 10:14 ACQUA 5.1.200

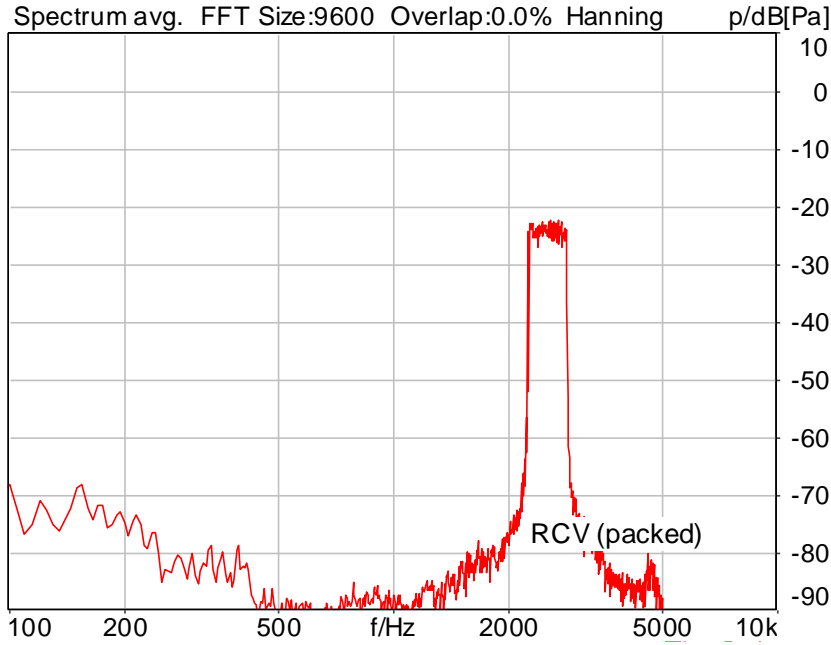
Limits

	lower
Run 1	20.00 dB



### 5.2 RCV Distortion and Noise - 2500 Hz WB

TIA-5050 (2018-01) \ Measurements \ Wideband \ 5.2 Receive Distortion and Noise 2N change frequency range



Distortion (Noise) RCV (packed): 45.21 dB (0.55%) Ok

Ok

2023/10/24 下午 10:15 ACQUA 5.1.200

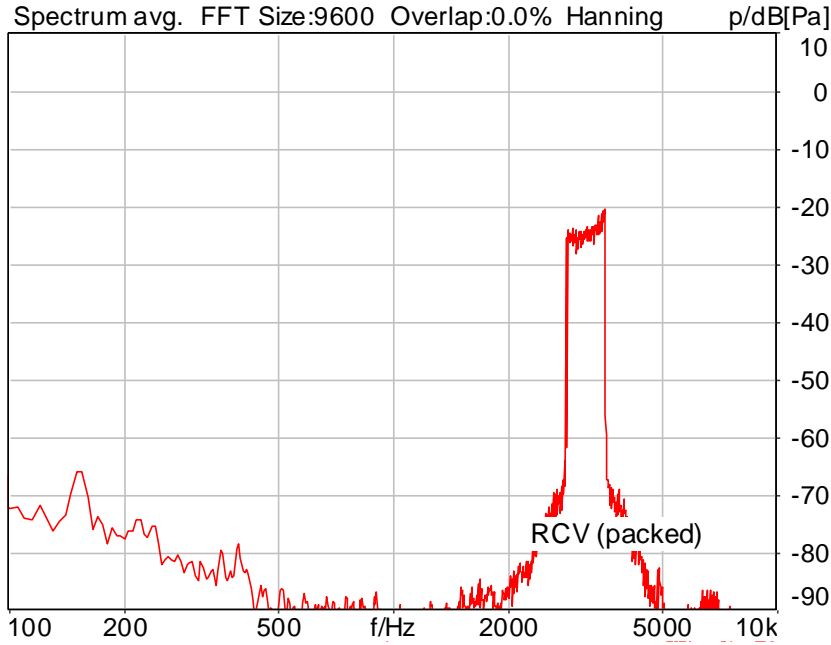
Limits

	lower
Run 1	20.00 dB



### 5.2 RCV Distortion and Noise - 3150 Hz WB

TIA-5050 (2018-01) \ Measurements \ Wideband \ 5.2 Receive Distortion and Noise 2N change frequency range



Distortion (Noise) RCV (packed): 44.64 dB (0.59%) Ok

Ok

2023/10/24 下午 10:15 ACQUA 5.1.200

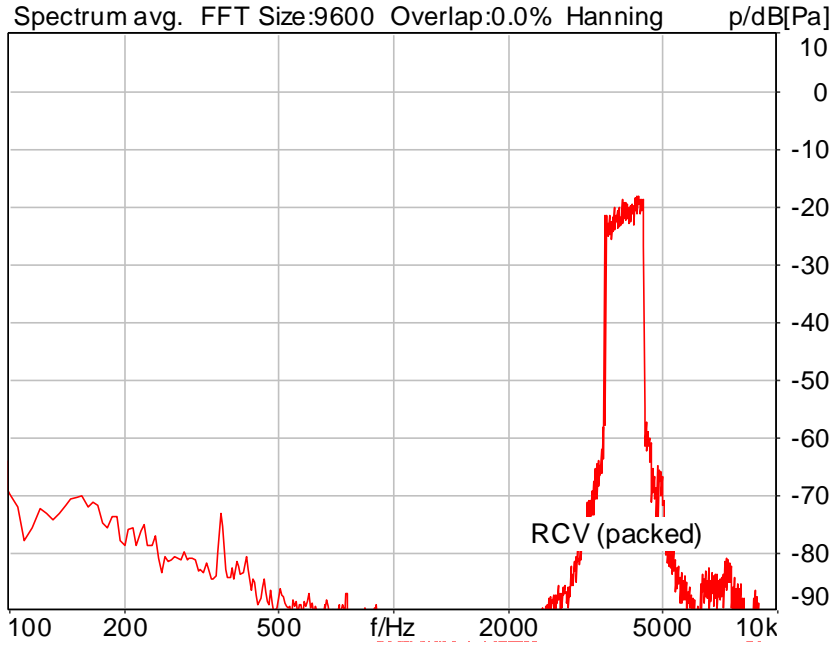
Limits

	lower
Run 1	20.00 dB



### 5.2 RCV Distortion and Noise - 4000 Hz WB

TIA-5050 (2018-01) \ Measurements \ Wideband \ 5.2 Receive Distortion and Noise 2N change frequency range



Distortion (Noise) RCV (packed): 43.24 dB (0.69%) Ok

**Ok**

2023/10/24 下午 10:16 ACQUA 5.1.200

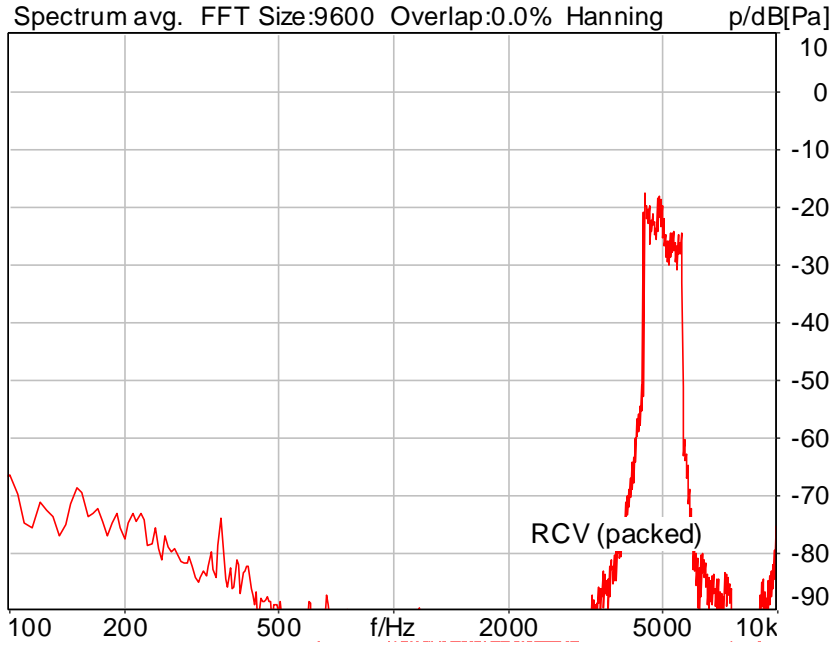
**Limits**

	<b>lower</b>
Run 1	20.00 dB



### 5.2 RCV Distortion and Noise - 5000 Hz WB

TIA-5050 (2018-01) \ Measurements \ Wideband \ 5.2 Receive Distortion and Noise 2N change frequency range



Distortion (Noise) RCV (packed): 38.77 dB (1.15%) Ok

Ok

2023/10/24 下午 10:16 ACQUA 5.1.200

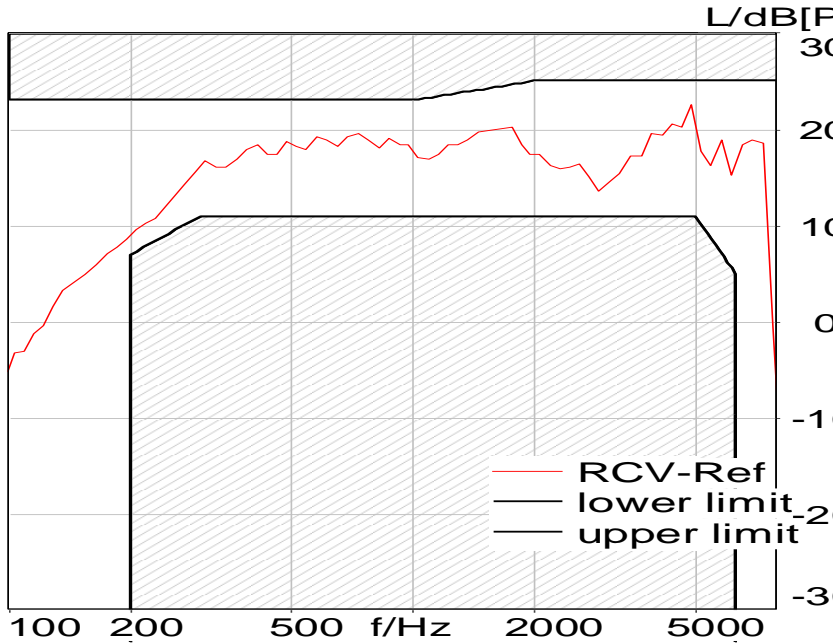
Limits

	lower
Run 1	20.00 dB



### 5.3 Frequency Response 8N FF

TIA-5050 (2018-01) \ Measurements \ Wideband



Absolute minimal distance  
2.39 dB at 205.7 Hz Ok

Ok

2023/10/24 下午 10:17 ACQUA 5.1.200

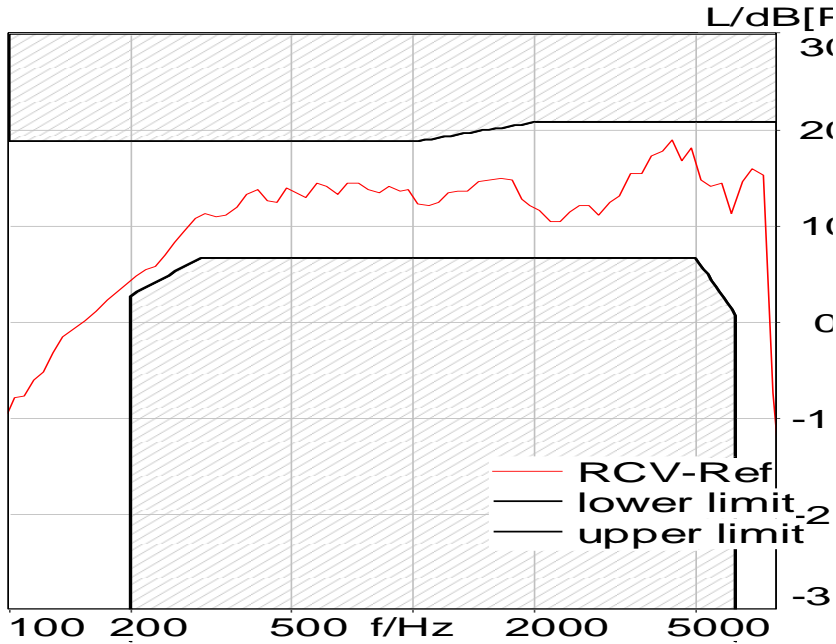
**Limits**

	<b>lower</b>
Run 1	Fit into tolerance



### 5.3 Frequency Response 2N FF

TIA-5050 (2018-01) \ Measurements \ Wideband



Absolute minimal distance  
1.79 dB at 4369.4 Hz Ok

Ok

2023/10/24 下午 10:17 ACQUA 5.1.200

**Limits**

	lower
Run 1	Fit into tolerance



#21 WiFi 5.3GHz EVS NB 24.4Kbps

SMD	Status	Single Value Description	Single Value
Overall Receive Delay NB	Done	Delay (Cross) [ms]	317.1
5.1a Receive Volume Control Performance 8N NB	Ok	Speech Level [dB[SPL]]	90.18
5.1b Receive Volume Control Performance 2N NB	Ok	Speech Level [dB[SPL]]	89.32
5.2 RCV Distortion and Noise - 400 Hz NB	Ok	Distortion (Noise) [dB], 0.0 dB	23.58
5.2 RCV Distortion and Noise - 500 Hz NB	Ok	Distortion (Noise) [dB], 0.0 dB	31.17
5.2 RCV Distortion and Noise - 630 Hz NB	Ok	Distortion (Noise) [dB], 0.0 dB	38.19
5.2 RCV Distortion and Noise - 800 Hz NB	Ok	Distortion (Noise) [dB], 0.0 dB	31.02
5.2 RCV Distortion and Noise - 1000 Hz NB	Ok	Distortion (Noise) [dB], 0.0 dB	29.79
5.2 RCV Distortion and Noise - 1250 Hz NB	Ok	Distortion (Noise) [dB], 0.0 dB	22.83
5.2 RCV Distortion and Noise - 1600 Hz NB	Ok	Distortion (Noise) [dB], 0.0 dB	32.19
5.2 RCV Distortion and Noise - 2000 Hz NB	Ok	Distortion (Noise) [dB], 0.0 dB	30.79
5.2 RCV Distortion and Noise - 2500 Hz NB	Ok	Distortion (Noise) [dB], 0.0 dB	34.22
5.2 RCV Distortion and Noise - 3150 Hz NB	Ok	Distortion (Noise) [dB], 0.0 dB	34.58
5.2 RCV Distortion and Noise - 400 Hz NB	Ok	Distortion (Noise) [dB], 0.0 dB	24.11
5.2 RCV Distortion and Noise - 500 Hz NB	Ok	Distortion (Noise) [dB], 0.0 dB	30.76
5.2 RCV Distortion and Noise - 630 Hz NB	Ok	Distortion (Noise) [dB], 0.0 dB	30.85
5.2 RCV Distortion and Noise - 800 Hz NB	Ok	Distortion (Noise) [dB], 0.0 dB	31.75
5.2 RCV Distortion and Noise - 1000 Hz NB	Ok	Distortion (Noise) [dB], 0.0 dB	28.99
5.2 RCV Distortion and Noise - 1250 Hz NB	Ok	Distortion (Noise) [dB], 0.0 dB	22.12
5.2 RCV Distortion and Noise - 1600 Hz NB	Ok	Distortion (Noise) [dB], 0.0 dB	31.09
5.2 RCV Distortion and Noise - 2000 Hz NB	Ok	Distortion (Noise) [dB], 0.0 dB	29.86
5.2 RCV Distortion and Noise - 2500 Hz NB	Ok	Distortion (Noise) [dB], 0.0 dB	34.26
5.2 RCV Distortion and Noise - 3150 Hz NB	Ok	Distortion (Noise) [dB], 0.0 dB	34.10
5.3 Frequency Response 8N FF HANB	Ok	Min. dist. to tolerance scheme [dB], 1447.5 Hz	1.62
5.3 Frequency Response 2N FF HANB	Ok	Min. dist. to tolerance scheme [dB], 1447.5 Hz	2.68

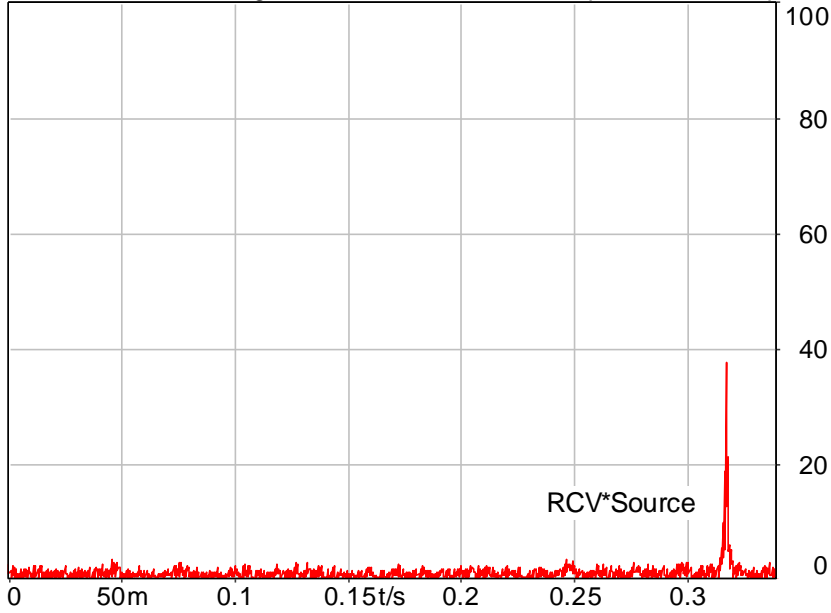




### Overall Receive Delay NB

TIA-5050 (2018-01) \ Measurements \ Narrowband \ Preparation - Delay measurement

Cross correlation avg. FFT Size:131072 Overlap:0.0% Envelop %



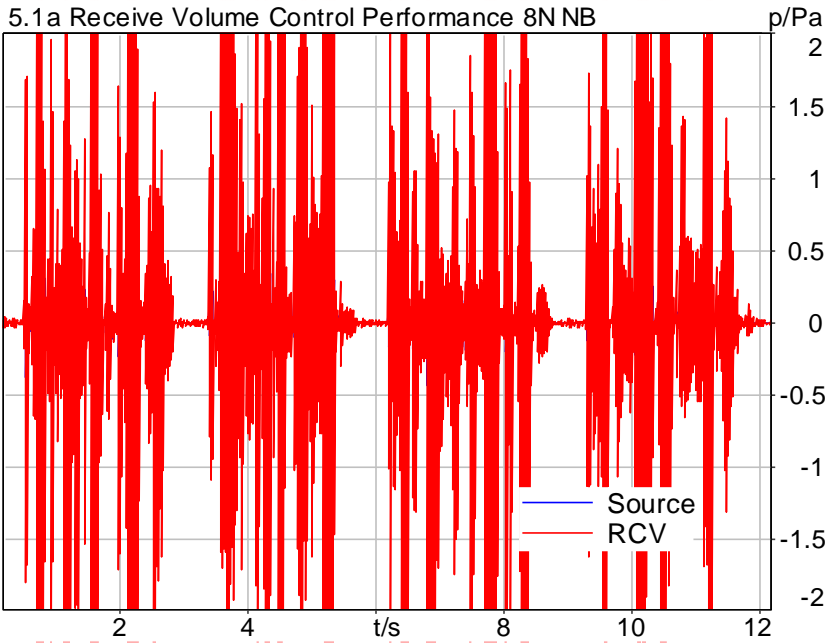
Delay (Cross): 317.1 ms

2023/10/25 上午 12:18 ACQUA 5.1.200



### 5.1a Receive Volume Control Performance 8N NB

TIA-5050 (2018-01) \ Measurements \ Narrowband



Speech Level RCV: 90.18 dB[SPL], Act.: 56.93% Ok

Ok

2023/10/25 上午 12:18 ACQUA 5.1.200

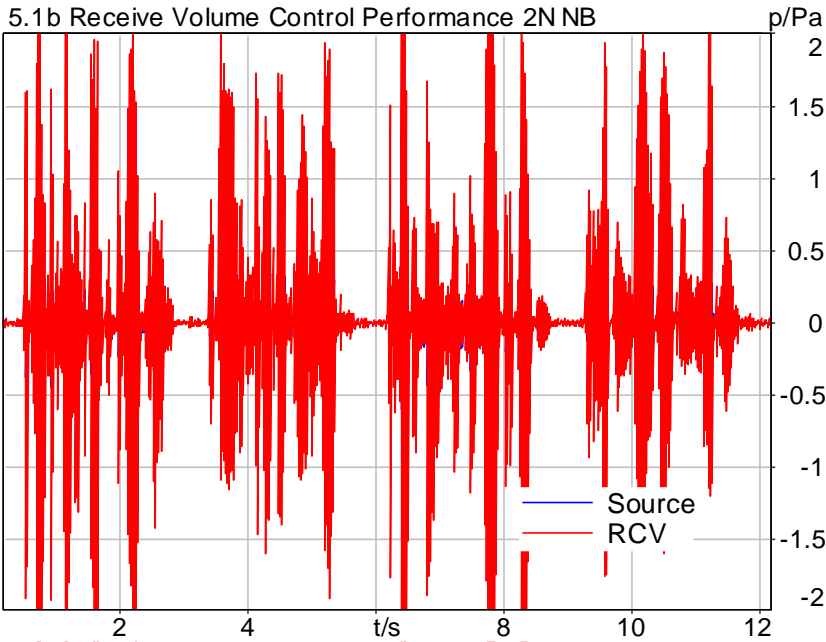
**Limits**

	lower
Run 1	88.00 dB20uPa



### 5.1b Receive Volume Control Performance 2N NB

TIA-5050 (2018-01) \ Measurements \ Narrowband



Speech Level RCV: 89.32 dB[SPL], Act.: 20.88% Ok

Ok

2023/10/25 上午 12:19 ACQUA 5.1.200

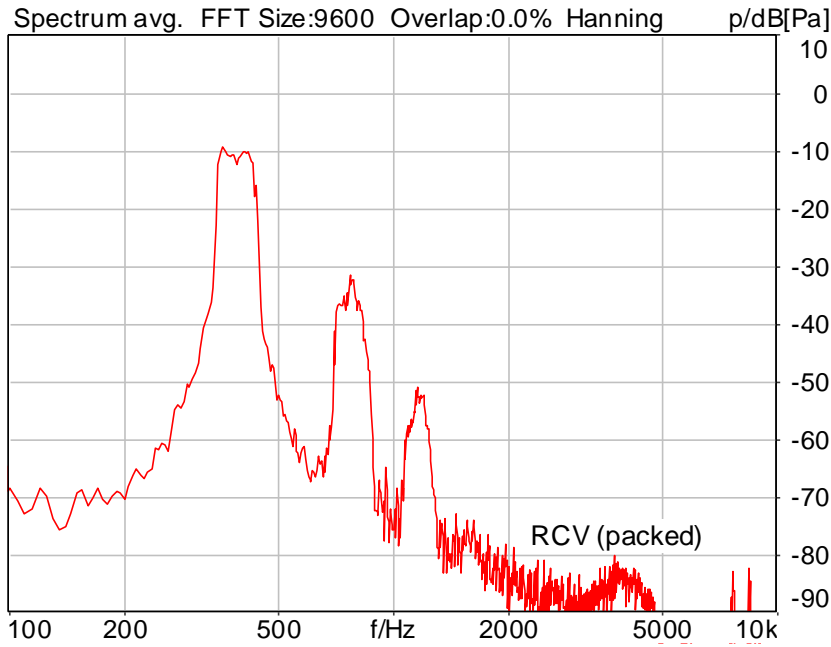
Limits

	lower
Run 1	76.00 dB20uPa



### 5.2 RCV Distortion and Noise - 400 Hz NB

TIA-5050 (2018-01) \ Measurements \ Narrowband \ 5.2 Receive Distortion and Noise 8N change frequency range



Distortion (Noise) RCV (packed): 23.58 dB (6.62%) Ok

Ok

2023/10/25 上午 12:20 ACQUA 5.1.200

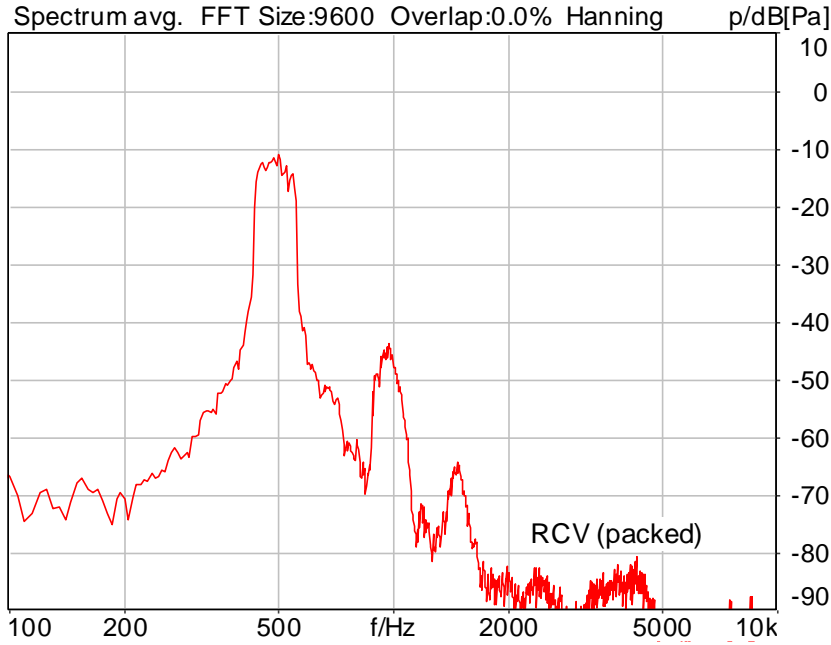
Limits

	lower
Run 1	20.00 dB



### 5.2 RCV Distortion and Noise - 500 Hz NB

TIA-5050 (2018-01) \ Measurements \ Narrowband \ 5.2 Receive Distortion and Noise 8N change frequency range



Distortion (Noise) RCV (packed): 31.17 dB (2.76%) Ok

Ok

2023/10/25 上午 12:20 ACQUA 5.1.200

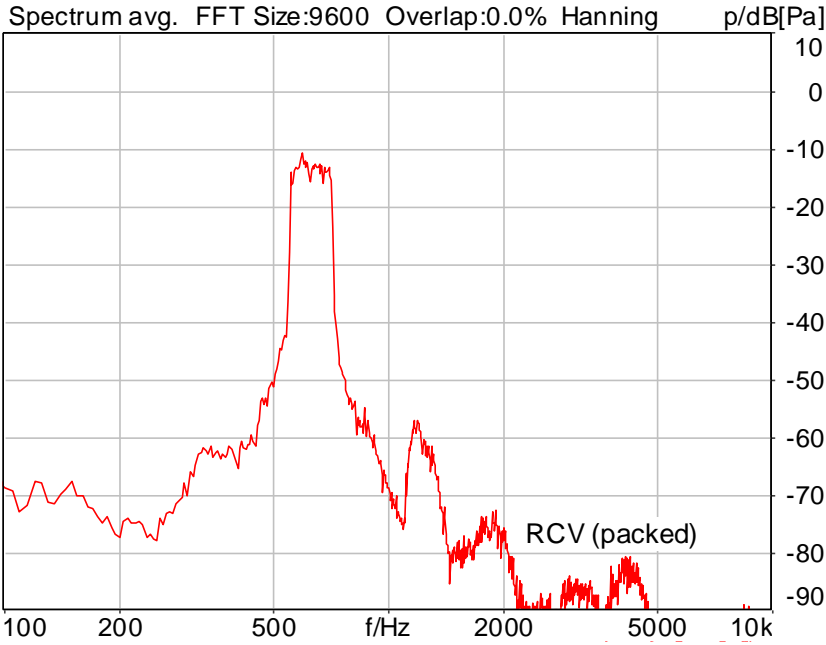
Limits

	lower
Run 1	20.00 dB



### 5.2 RCV Distortion and Noise - 630 Hz NB

TIA-5050 (2018-01) \ Measurements \ Narrowband \ 5.2 Receive Distortion and Noise 8N change frequency range



Distortion (Noise) RCV (packed): 38.19 dB (1.23%) Ok

Ok

2023/10/25 上午 12:21 ACQUA 5.1.200

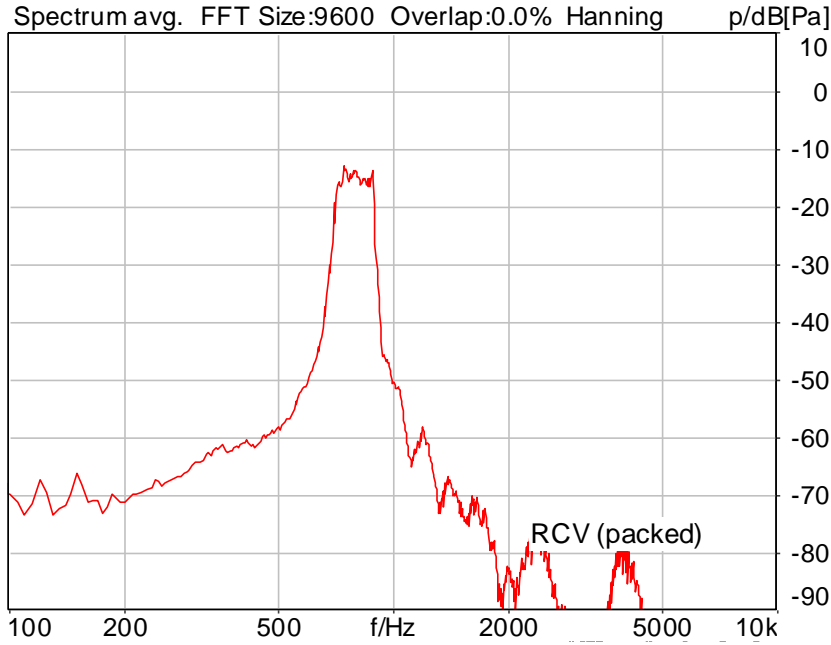
Limits

	lower
Run 1	20.00 dB



### 5.2 RCV Distortion and Noise - 800 Hz NB

TIA-5050 (2018-01) \ Measurements \ Narrowband \ 5.2 Receive Distortion and Noise 8N change frequency range



Distortion (Noise) RCV (packed): 31.02 dB (2.81%) Ok

Ok

2023/10/25 上午 12:21 ACQUA 5.1.200

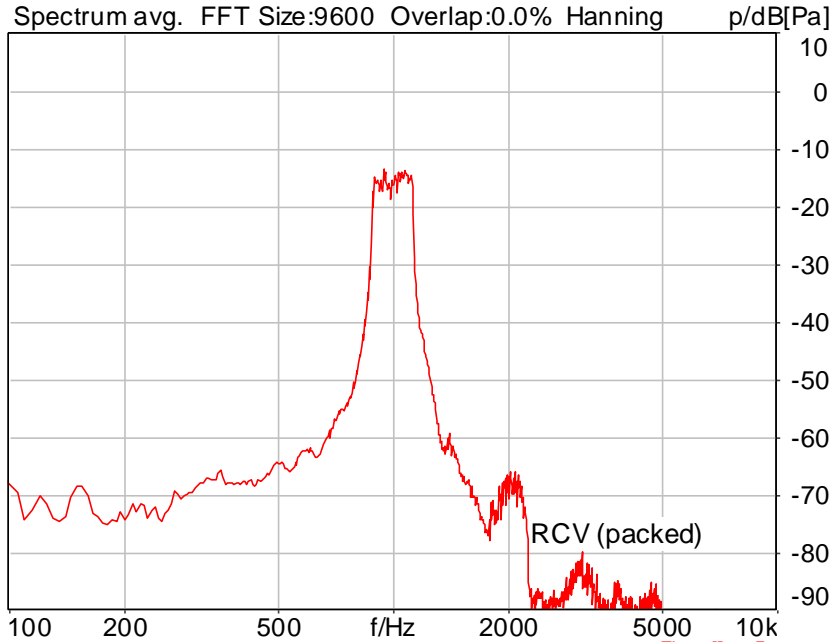
Limits

	lower
Run 1	20.00 dB



### 5.2 RCV Distortion and Noise - 1000 Hz NB

TIA-5050 (2018-01) \ Measurements \ Narrowband \ 5.2 Receive Distortion and Noise 8N change frequency range



Distortion (Noise) RCV (packed): 29.79 dB (3.24%) Ok

Ok

2023/10/25 上午 12:22 ACQUA 5.1.200

Limits

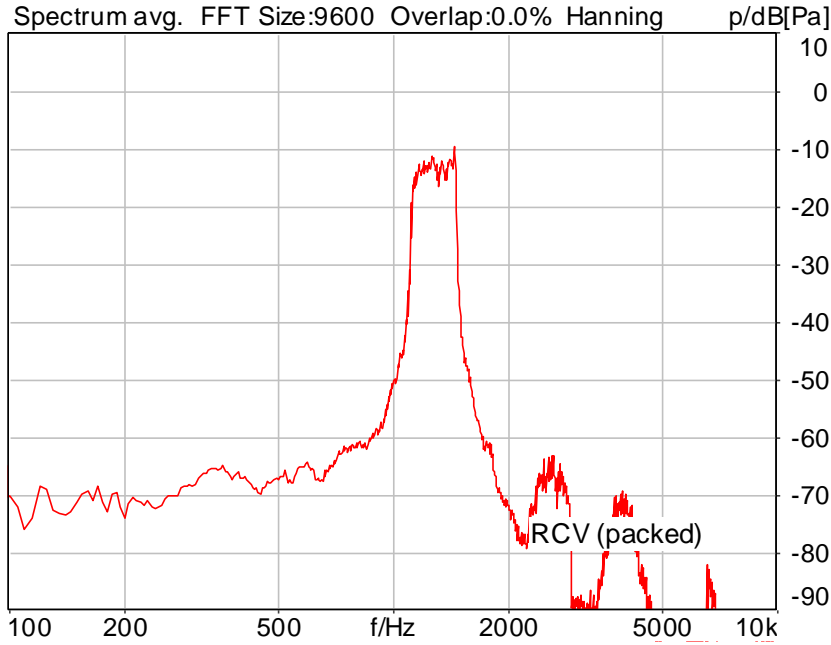
	lower
Run 1	20.00 dB





### 5.2 RCV Distortion and Noise - 1250 Hz NB

TIA-5050 (2018-01) \ Measurements \ Narrowband \ 5.2 Receive Distortion and Noise 8N change frequency range



Distortion (Noise) RCV (packed): 22.83 dB (7.22%) Ok

Ok

2023/10/25 上午 12:22 ACQUA 5.1.200

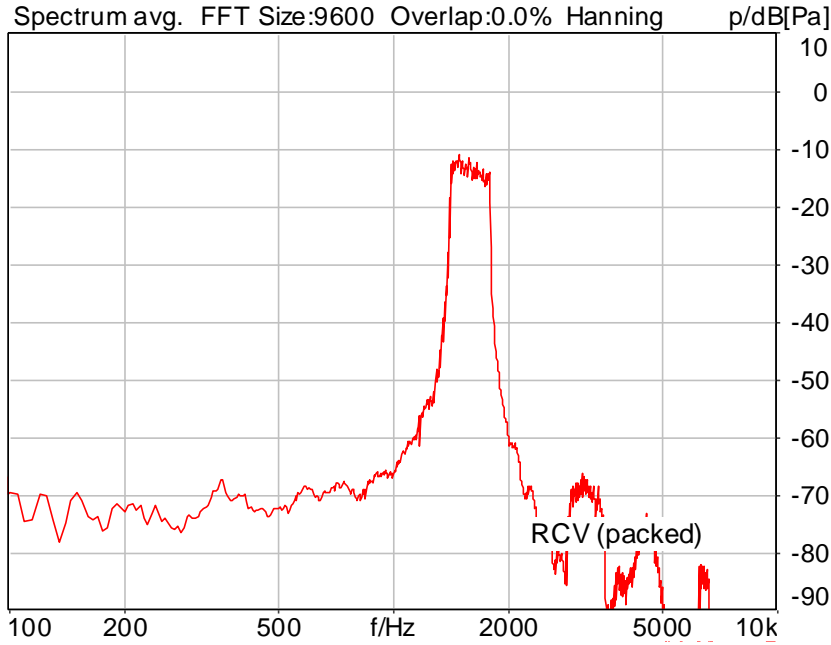
Limits

	lower
Run 1	20.00 dB



### 5.2 RCV Distortion and Noise - 1600 Hz NB

TIA-5050 (2018-01) \ Measurements \ Narrowband \ 5.2 Receive Distortion and Noise 8N change frequency range



Distortion (Noise) RCV (packed): 32.19 dB (2.46%) Ok

Ok

2023/10/25 上午 12:23 ACQUA 5.1.200

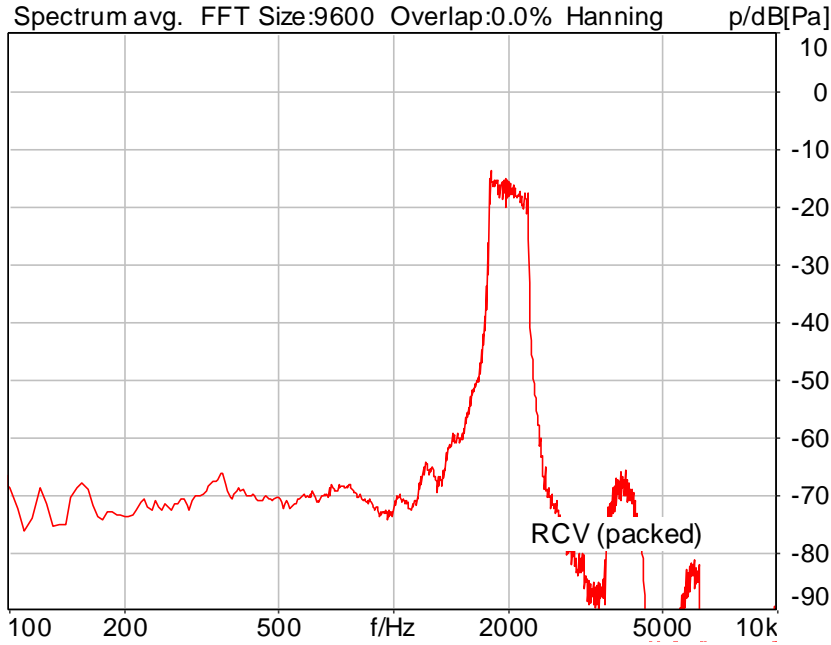
Limits

	lower
Run 1	20.00 dB



### 5.2 RCV Distortion and Noise - 2000 Hz NB

TIA-5050 (2018-01) \ Measurements \ Narrowband \ 5.2 Receive Distortion and Noise 8N change frequency range



Distortion (Noise) RCV (packed): 30.79 dB (2.89%) Ok

Ok

2023/10/25 上午 12:23 ACQUA 5.1.200

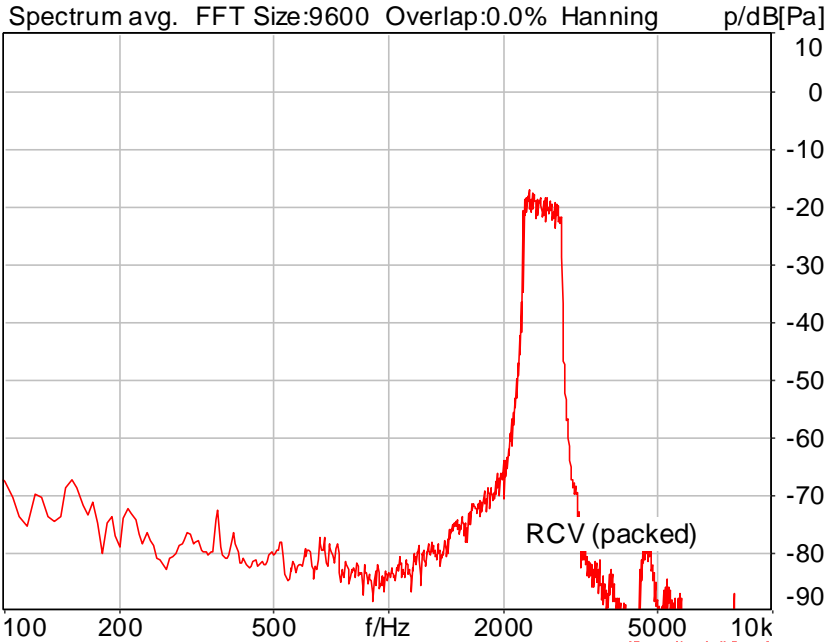
Limits

	lower
Run 1	20.00 dB



### 5.2 RCV Distortion and Noise - 2500 Hz NB

TIA-5050 (2018-01) \ Measurements \ Narrowband \ 5.2 Receive Distortion and Noise 8N change frequency range



Distortion (Noise) RCV (packed): 34.22 dB (1.95%) Ok

Ok

2023/10/25 上午 12:24 ACQUA 5.1.200

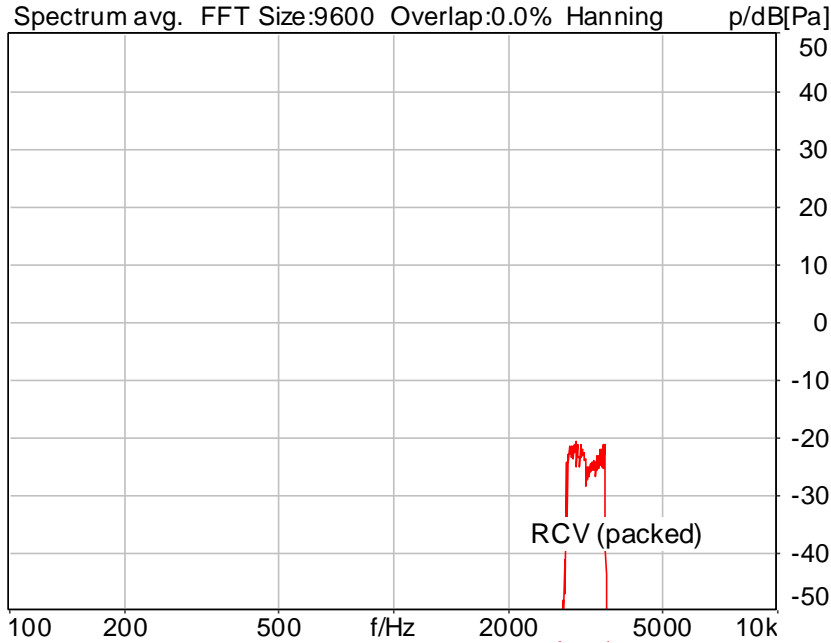
Limits

	lower
Run 1	20.00 dB



### 5.2 RCV Distortion and Noise - 3150 Hz NB

TIA-5050 (2018-01) \ Measurements \ Narrowband \ 5.2 Receive Distortion and Noise 8N change frequency range



Distortion (Noise) RCV (packed): 34.58 dB (1.87%) Ok

Ok

2023/10/25 上午 12:24 ACQUA 5.1.200

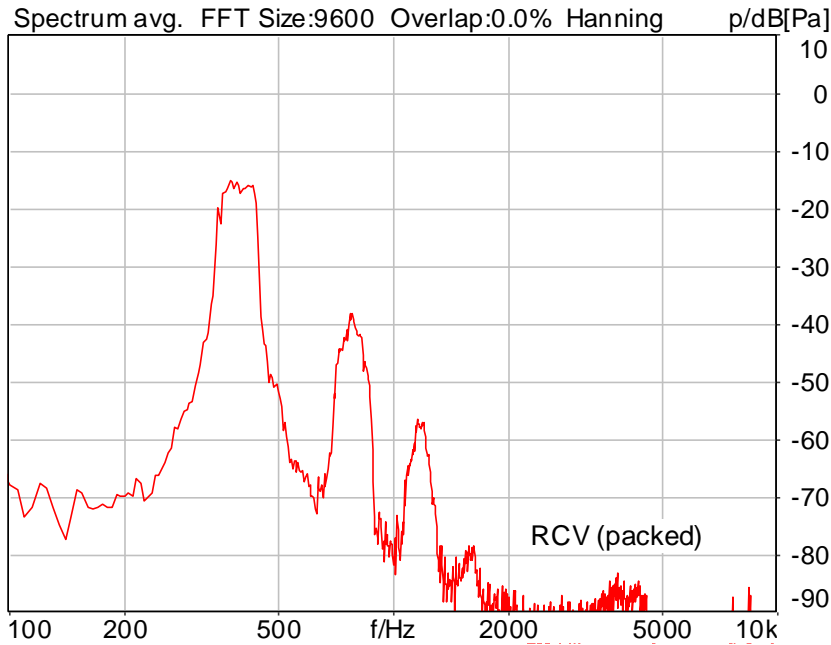
Limits

	lower
Run 1	20.00 dB



### 5.2 RCV Distortion and Noise - 400 Hz NB

TIA-5050 (2018-01) \ Measurements \ Narrowband \ 5.2 Receive Distortion and Noise 2N change frequency range



Distortion (Noise) RCV (packed): 24.11 dB (6.23%) Ok

Ok

2023/10/25 上午 12:25 ACQUA 5.1.200

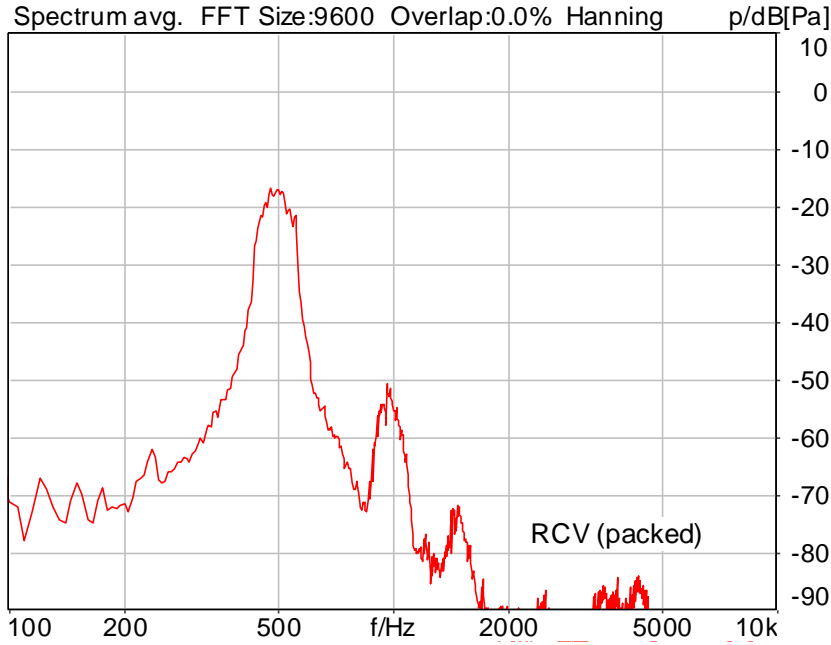
Limits

	lower
Run 1	20.00 dB



### 5.2 RCV Distortion and Noise - 500 Hz NB

TIA-5050 (2018-01) \ Measurements \ Narrowband \ 5.2 Receive Distortion and Noise 2N change frequency range



Distortion (Noise) RCV (packed): 30.76 dB (2.90%) Ok

Ok

2023/10/25 上午 12:26 ACQUA 5.1.200

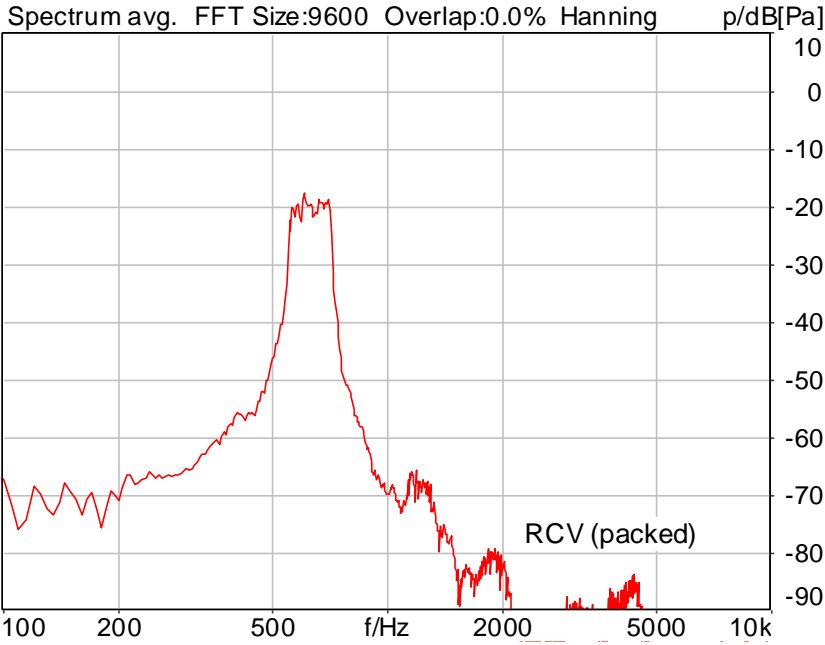
Limits

	lower
Run 1	20.00 dB



### 5.2 RCV Distortion and Noise - 630 Hz NB

TIA-5050 (2018-01) \ Measurements \ Narrowband \ 5.2 Receive Distortion and Noise 2N change frequency range



Distortion (Noise) RCV (packed): 30.85 dB (2.87%) Ok

Ok

2023/10/25 上午 12:26 ACQUA 5.1.200

Limits

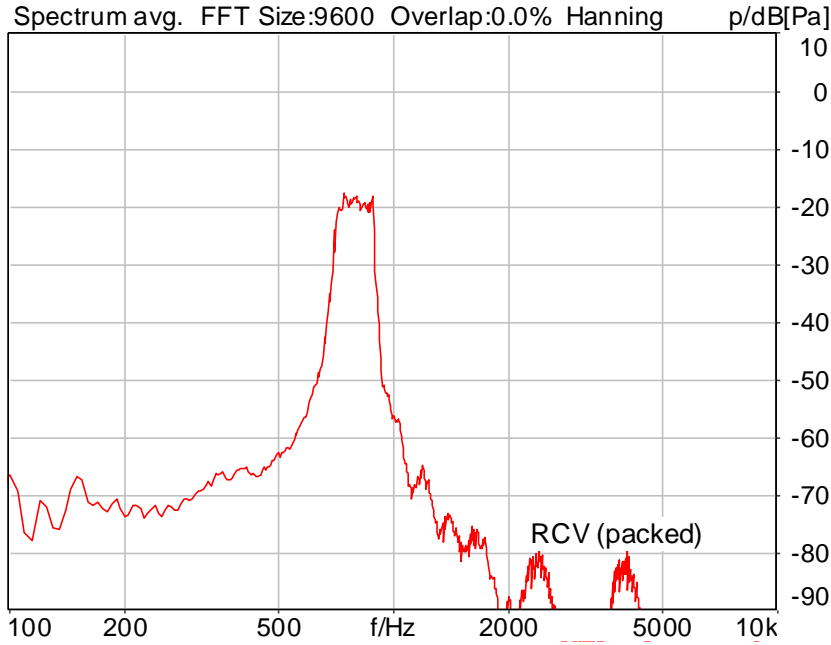
	lower
Run 1	20.00 dB





### 5.2 RCV Distortion and Noise - 800 Hz NB

TIA-5050 (2018-01) \ Measurements \ Narrowband \ 5.2 Receive Distortion and Noise 2N change frequency range



Distortion (Noise) RCV (packed): 31.75 dB (2.59%) Ok

Ok

2023/10/25 上午 12:27 ACQUA 5.1.200

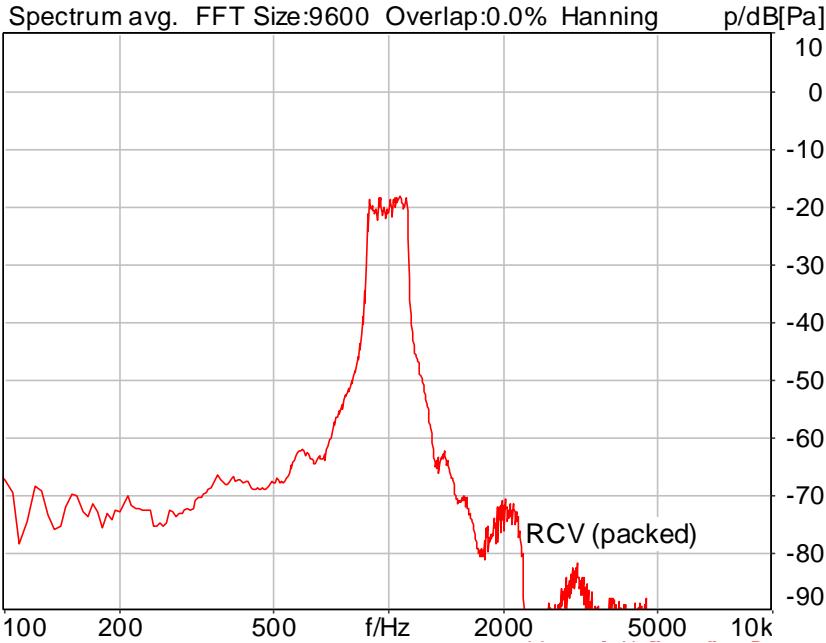
Limits

	lower
Run 1	20.00 dB



### 5.2 RCV Distortion and Noise - 1000 Hz NB

TIA-5050 (2018-01) \ Measurements \ Narrowband \ 5.2 Receive Distortion and Noise 2N change frequency range



Distortion (Noise) RCV (packed): 28.99 dB (3.55%) Ok

Ok

2023/10/25 上午 12:27 ACQUA 5.1.200

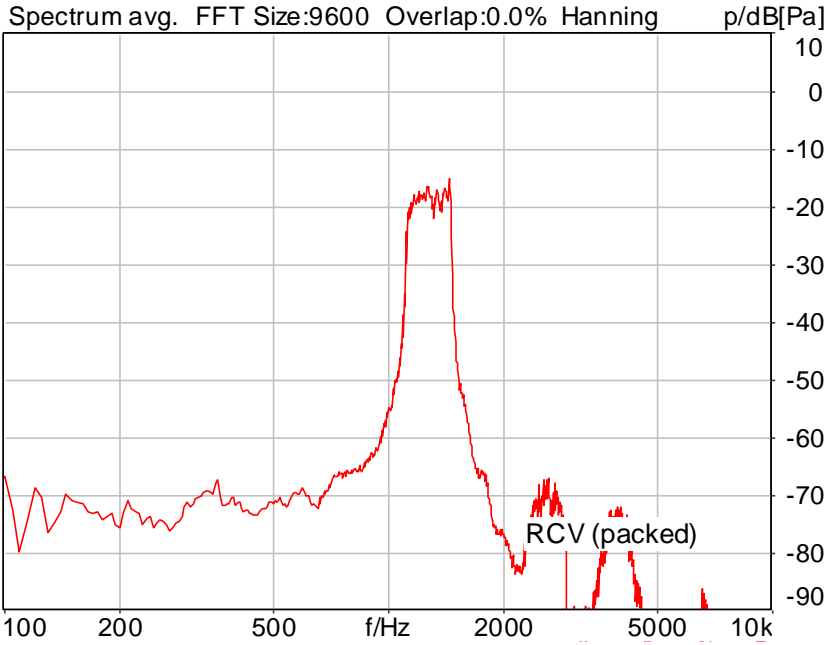
Limits

	lower
Run 1	20.00 dB



### 5.2 RCV Distortion and Noise - 1250 Hz NB

TIA-5050 (2018-01) \ Measurements \ Narrowband \ 5.2 Receive Distortion and Noise 2N change frequency range



Distortion (Noise) RCV (packed): 22.12 dB (7.83%) Ok

Ok

2023/10/25 上午 12:28 ACQUA 5.1.200

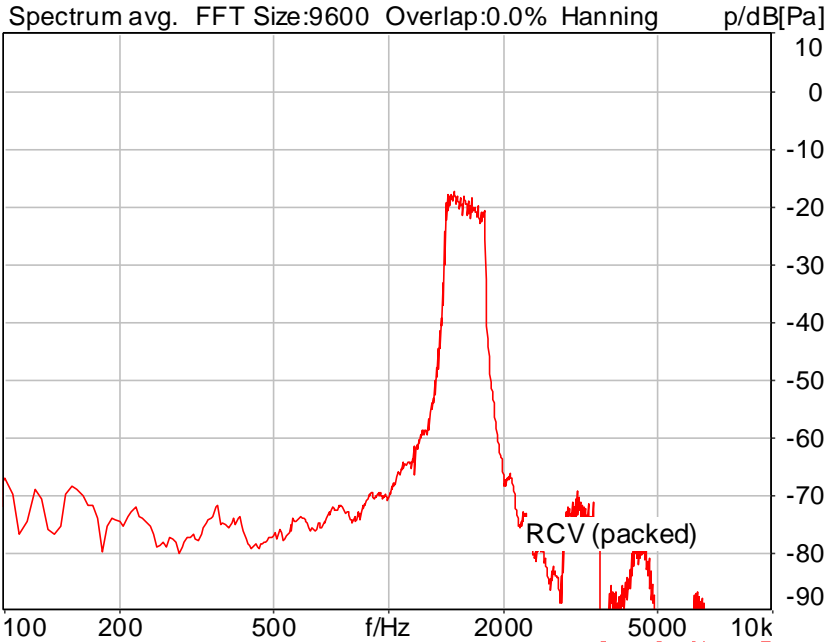
Limits

	lower
Run 1	20.00 dB



### 5.2 RCV Distortion and Noise - 1600 Hz NB

TIA-5050 (2018-01) \ Measurements \ Narrowband \ 5.2 Receive Distortion and Noise 2N change frequency range



Distortion (Noise) RCV (packed): 31.09 dB (2.79%) Ok

Ok

2023/10/25 上午 12:28 ACQUA 5.1.200

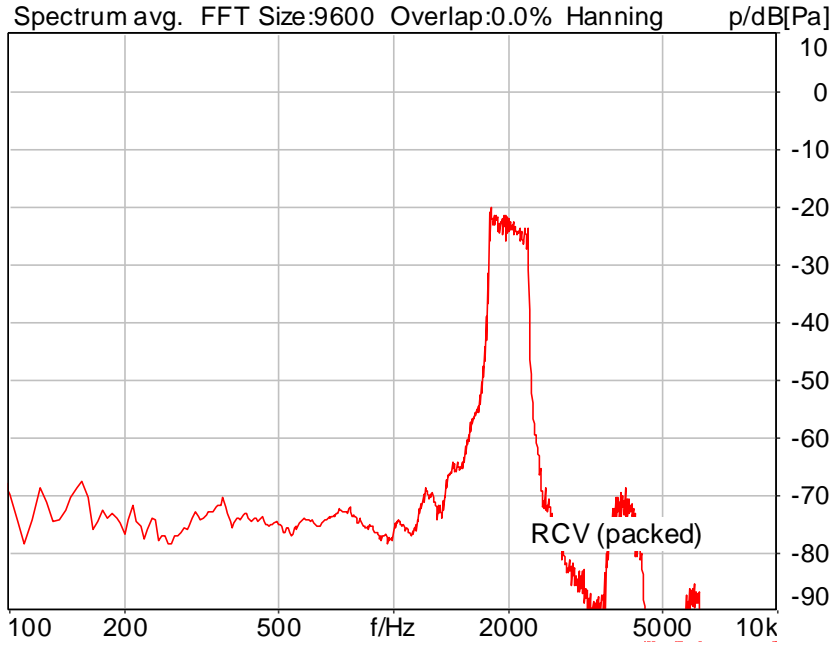
Limits

	lower
Run 1	20.00 dB



### 5.2 RCV Distortion and Noise - 2000 Hz NB

TIA-5050 (2018-01) \ Measurements \ Narrowband \ 5.2 Receive Distortion and Noise 2N change frequency range



Distortion (Noise) RCV (packed): 29.86 dB (3.21%) Ok

Ok

2023/10/25 上午 12:29 ACQUA 5.1.200

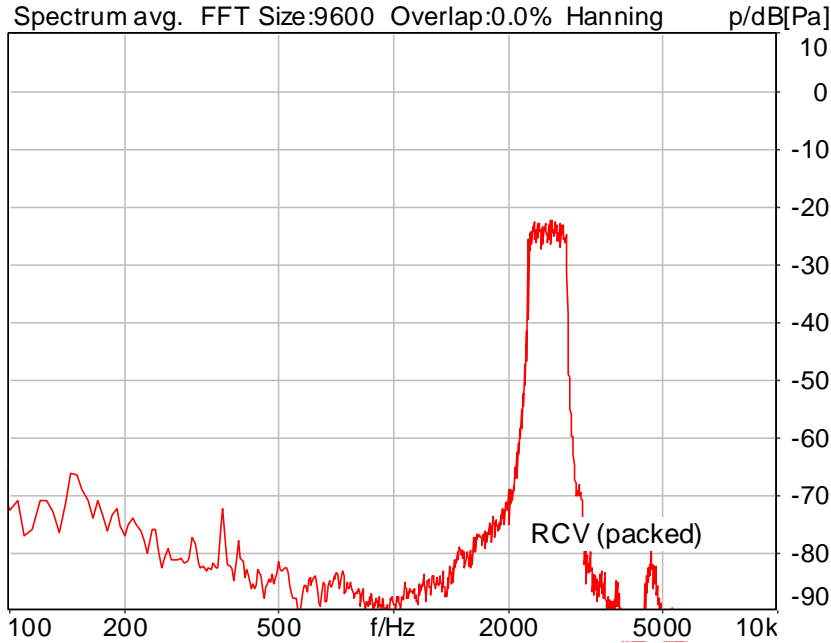
Limits

	lower
Run 1	20.00 dB



### 5.2 RCV Distortion and Noise - 2500 Hz NB

TIA-5050 (2018-01) \ Measurements \ Narrowband \ 5.2 Receive Distortion and Noise 2N change frequency range



Distortion (Noise) RCV (packed): 34.26 dB (1.94%) Ok

Ok

2023/10/25 上午 12:29 ACQUA 5.1.200

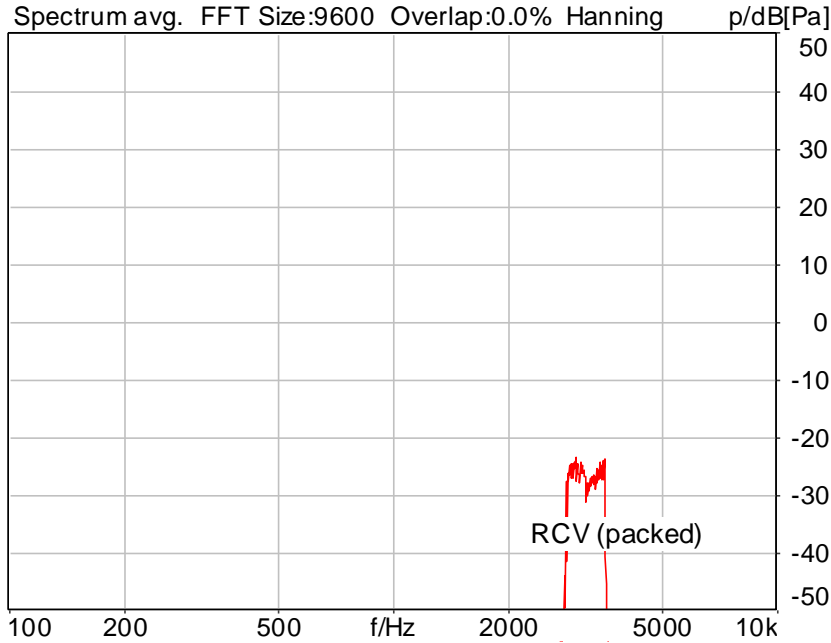
Limits

	lower
Run 1	20.00 dB



### 5.2 RCV Distortion and Noise - 3150 Hz NB

TIA-5050 (2018-01) \ Measurements \ Narrowband \ 5.2 Receive Distortion and Noise 2N change frequency range



Distortion (Noise) RCV (packed): 34.10 dB (1.97%) Ok

Ok

2023/10/25 上午 12:30 ACQUA 5.1.200

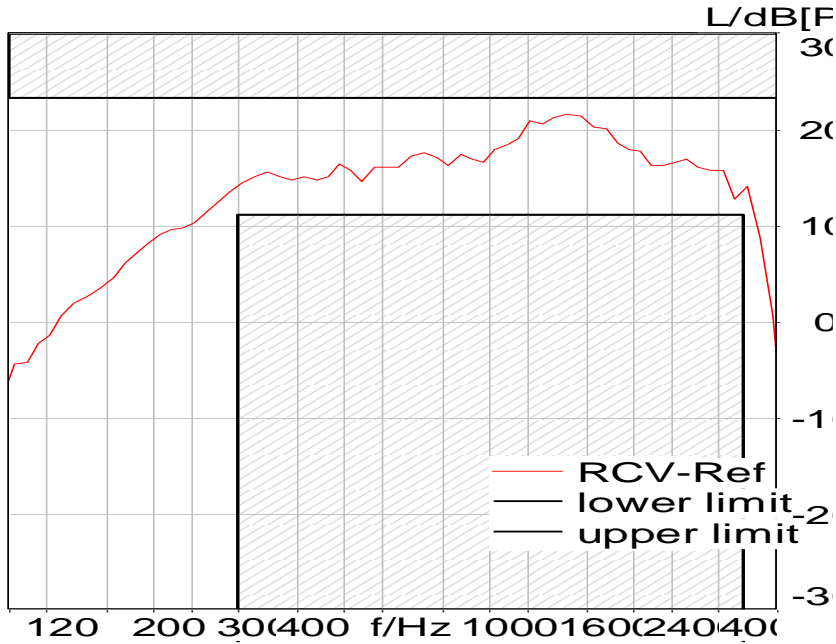
Limits

	lower
Run 1	20.00 dB



### 5.3 Frequency Response 8N FF HANB

TIA-5050 (2018-01) \ Measurements \ Narrowband



Absolute minimal distance  
1.62 dB at 1447.5 Hz Ok

Ok

2023/10/25 上午 12:30 ACQUA 5.1.200

**Limits**

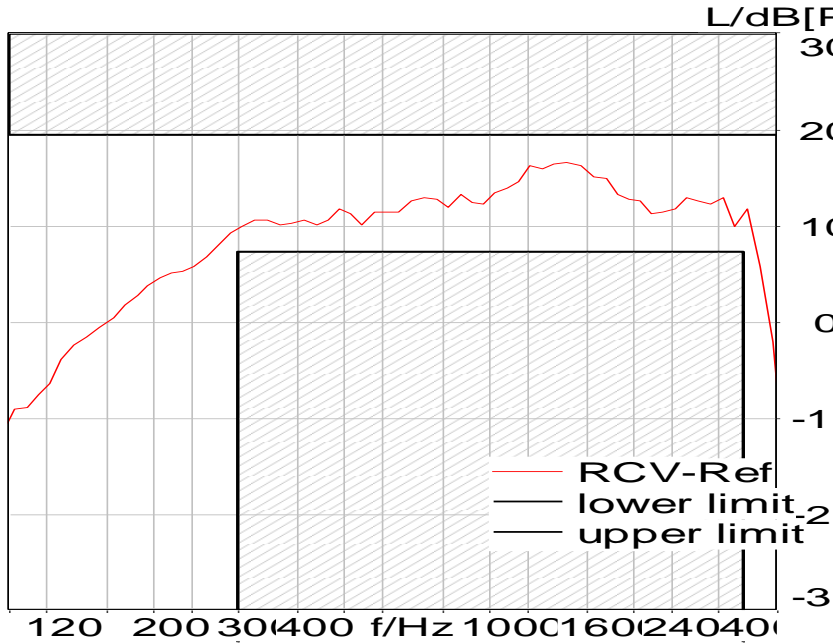
	<b>lower</b>
Run 1	Fit into tolerance





### 5.3 Frequency Response 2N FF HANB

TIA-5050 (2018-01) \ Measurements \ Narrowband



Absolute minimal distance  
2.68 dB at 1447.5 Hz Ok

Ok

2023/10/25 上午 12:31 ACQUA 5.1.200

**Limits**

	<b>lower</b>
Run 1	Fit into tolerance



**#22 WiFi 5.5GHz EVS WB 24.4Kbps**

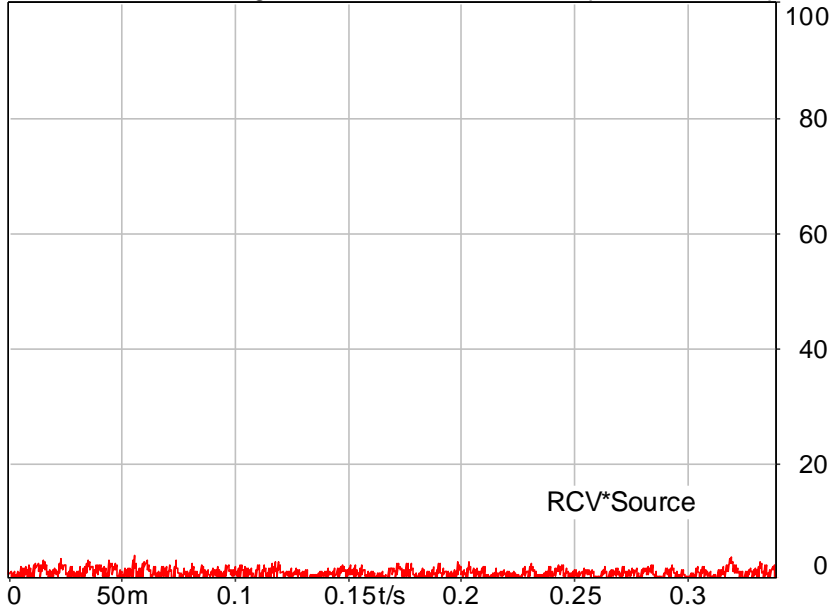
SMD	Status	Single Value Description	Single Value
Overall Receive Delay WB	Done	Delay (Cross) [ms]	388.9
5.1a Receive Volume Control Performance 8N WB	Ok	Speech Level [dB[SPL]]	89.90
5.1b Receive Volume Control Performance 2N WB	Ok	Speech Level [dB[SPL]]	88.16
5.2 RCV Distortion and Noise - 250 Hz WB	Ok	Distortion (Noise) [dB], 0.0 dB	25.60
5.2 RCV Distortion and Noise - 315 Hz WB	Ok	Distortion (Noise) [dB], 0.0 dB	24.37
5.2 RCV Distortion and Noise - 400 Hz WB	Ok	Distortion (Noise) [dB], 0.0 dB	24.70
5.2 RCV Distortion and Noise - 500 Hz WB	Ok	Distortion (Noise) [dB], 0.0 dB	28.12
5.2 RCV Distortion and Noise - 630 Hz WB	Ok	Distortion (Noise) [dB], 0.0 dB	37.73
5.2 RCV Distortion and Noise - 800 Hz WB	Ok	Distortion (Noise) [dB], 0.0 dB	41.91
5.2 RCV Distortion and Noise - 1000 Hz WB	Ok	Distortion (Noise) [dB], 0.0 dB	45.80
5.2 RCV Distortion and Noise - 1250 Hz WB	Ok	Distortion (Noise) [dB], 0.0 dB	28.71
5.2 RCV Distortion and Noise - 1600 Hz WB	Ok	Distortion (Noise) [dB], 0.0 dB	27.98
5.2 RCV Distortion and Noise - 2000 Hz WB	Ok	Distortion (Noise) [dB], 0.0 dB	41.34
5.2 RCV Distortion and Noise - 2500 Hz WB	Ok	Distortion (Noise) [dB], 0.0 dB	45.42
5.2 RCV Distortion and Noise - 3150 Hz WB	Ok	Distortion (Noise) [dB], 0.0 dB	44.22
5.2 RCV Distortion and Noise - 4000 Hz WB	Ok	Distortion (Noise) [dB], 0.0 dB	43.22
5.2 RCV Distortion and Noise - 5000 Hz WB	Ok	Distortion (Noise) [dB], 0.0 dB	39.49
5.2 RCV Distortion and Noise - 250 Hz WB	Ok	Distortion (Noise) [dB], 0.0 dB	25.52
5.2 RCV Distortion and Noise - 315 Hz WB	Ok	Distortion (Noise) [dB], 0.0 dB	24.43
5.2 RCV Distortion and Noise - 400 Hz WB	Ok	Distortion (Noise) [dB], 0.0 dB	23.57
5.2 RCV Distortion and Noise - 500 Hz WB	Ok	Distortion (Noise) [dB], 0.0 dB	32.65
5.2 RCV Distortion and Noise - 630 Hz WB	Ok	Distortion (Noise) [dB], 0.0 dB	35.49
5.2 RCV Distortion and Noise - 800 Hz WB	Ok	Distortion (Noise) [dB], 0.0 dB	34.50
5.2 RCV Distortion and Noise - 1000 Hz WB	Ok	Distortion (Noise) [dB], 0.0 dB	43.79
5.2 RCV Distortion and Noise - 1250 Hz WB	Ok	Distortion (Noise) [dB], 0.0 dB	31.57
5.2 RCV Distortion and Noise - 1600 Hz WB	Ok	Distortion (Noise) [dB], 0.0 dB	43.53
5.2 RCV Distortion and Noise - 2000 Hz WB	Ok	Distortion (Noise) [dB], 0.0 dB	40.73
5.2 RCV Distortion and Noise - 2500 Hz WB	Ok	Distortion (Noise) [dB], 0.0 dB	45.63
5.2 RCV Distortion and Noise - 3150 Hz WB	Ok	Distortion (Noise) [dB], 0.0 dB	45.16
5.2 RCV Distortion and Noise - 4000 Hz WB	Ok	Distortion (Noise) [dB], 0.0 dB	43.99
5.2 RCV Distortion and Noise - 5000 Hz WB	Ok	Distortion (Noise) [dB], 0.0 dB	38.52
5.3 Frequency Response 8N FF	Ok	Min. dist. to tolerance scheme [dB], 576.7 Hz	3.01
5.3 Frequency Response 2N FF	Ok	Min. dist. to tolerance scheme [dB], 205.7 Hz	2.62



### Overall Receive Delay WB

TIA-5050 (2018-01) \ Measurements \ Wideband \ Preparation - Delay measurement

Cross correlation avg. FFT Size:131072 Overlap:0.0% Envelop %



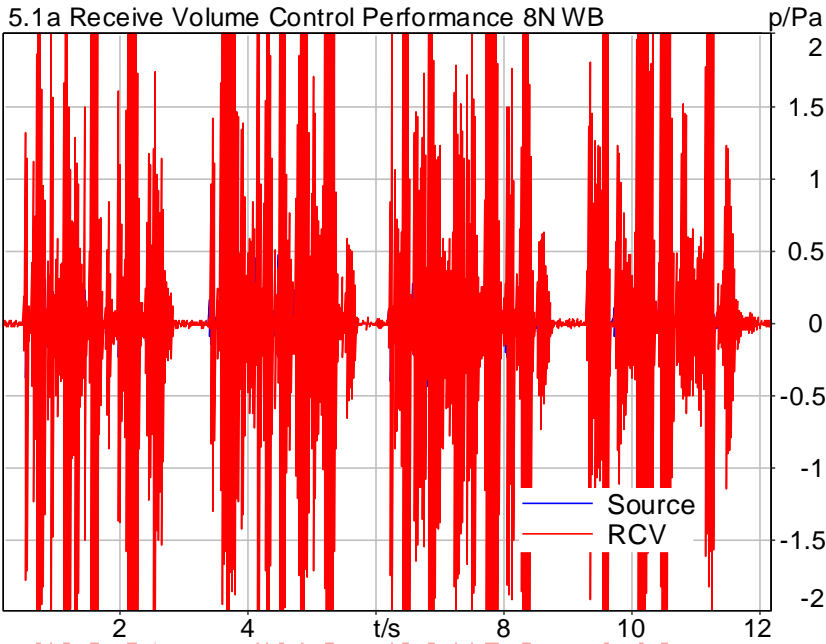
Delay (Cross): 388.9 ms

2023/10/26 上午 01:21 ACQUA 5.1.200



### 5.1a Receive Volume Control Performance 8N WB

TIA-5050 (2018-01) \ Measurements \ Wideband



Speech Level RCV: 89.90 dB[SPL], Act.: 58.67% Ok

Ok

2023/10/26 上午 01:22 ACQUA 5.1.200

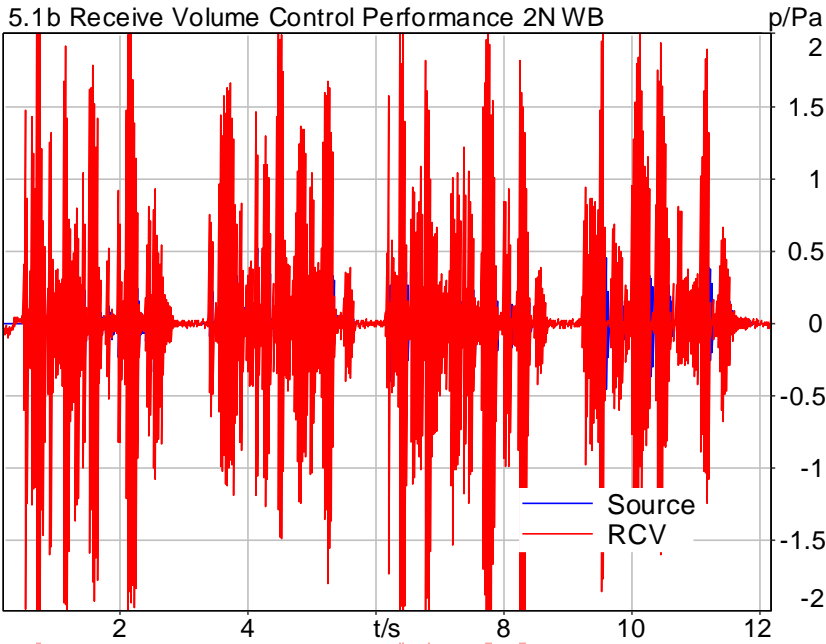
**Limits**

	lower
Run 1	88.00 dB20uPa



### 5.1b Receive Volume Control Performance 2N WB

TIA-5050 (2018-01) \ Measurements \ Wideband



Speech Level RCV: 88.16 dB[SPL], Act.: 29.17% Ok

Ok

2023/10/26 上午 01:29 ACQUA 5.1.200

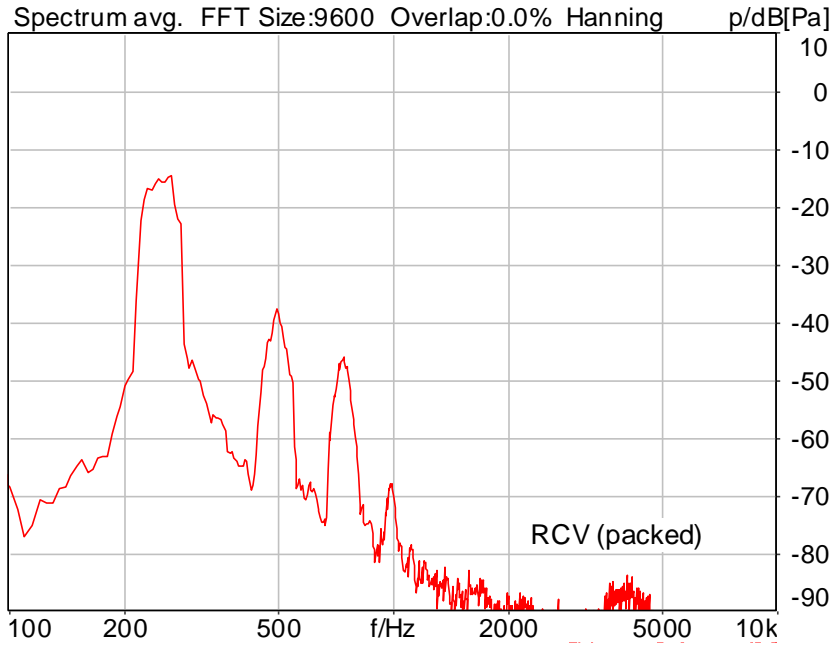
Limits

	lower
Run 1	76.00 dB20uPa



### 5.2 RCV Distortion and Noise - 250 Hz WB

TIA-5050 (2018-01) \ Measurements \ Wideband \ 5.2 Receive Distortion and Noise 8N change frequency range



Distortion (Noise) RCV (packed): 25.60 dB (5.25%) Ok

Ok

2023/10/25 上午 01:18 ACQUA 5.1.200

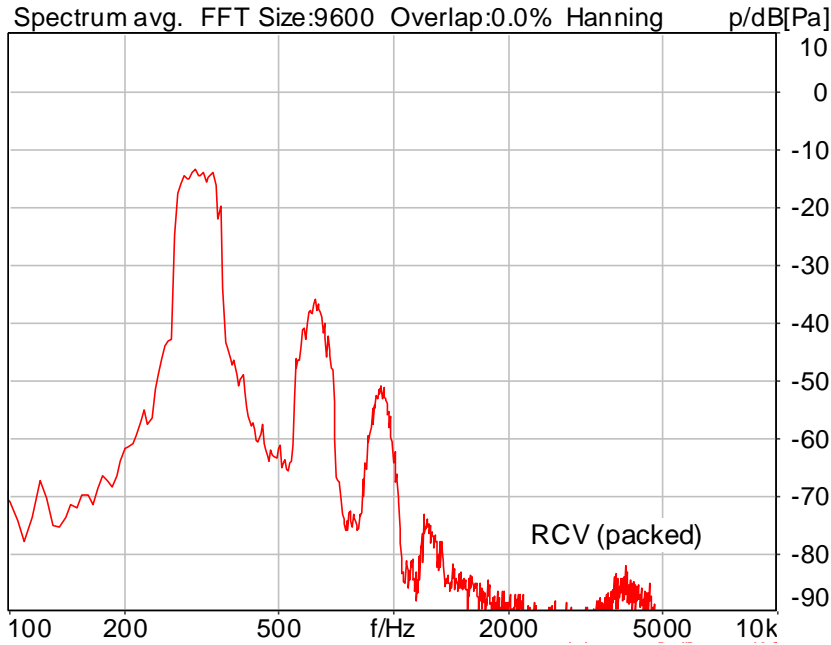
Limits

	lower
Run 1	20.00 dB



### 5.2 RCV Distortion and Noise - 315 Hz WB

TIA-5050 (2018-01) \ Measurements \ Wideband \ 5.2 Receive Distortion and Noise 8N change frequency range



Distortion (Noise) RCV (packed): 24.37 dB (6.05%) Ok

**Ok**

2023/10/25 上午 01:18 ACQUA 5.1.200

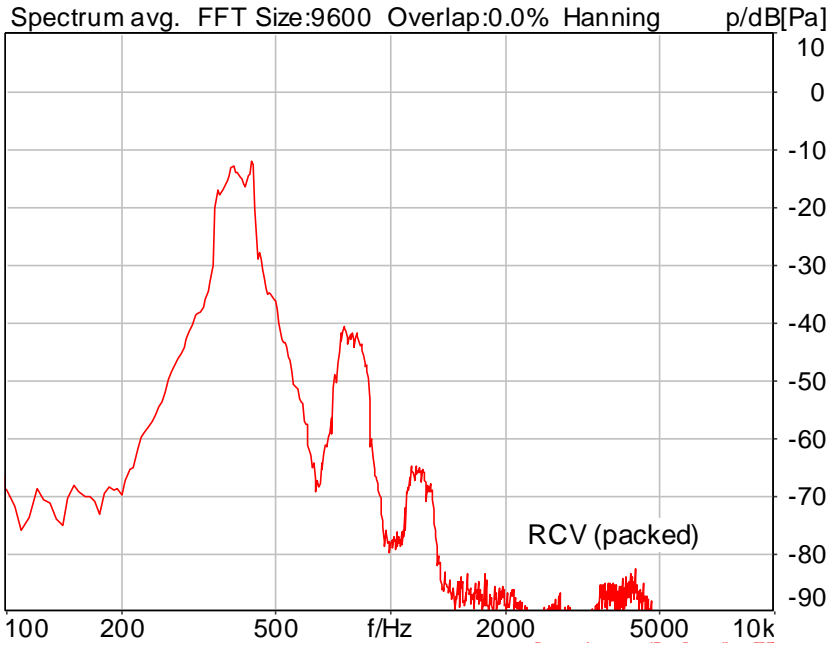
**Limits**

	<b>lower</b>
Run 1	20.00 dB



### 5.2 RCV Distortion and Noise - 400 Hz WB

TIA-5050 (2018-01) \ Measurements \ Wideband \ 5.2 Receive Distortion and Noise 8N change frequency range



Distortion (Noise) RCV (packed): 24.70 dB (5.82%) Ok

Ok

2023/10/25 上午 01:19 ACQUA 5.1.200

Limits

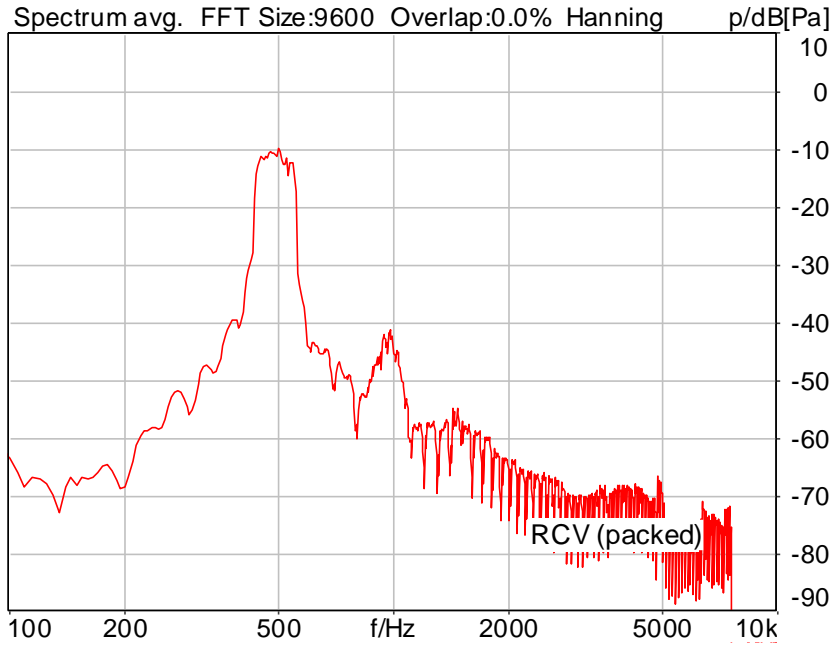
	lower
Run 1	20.00 dB





### 5.2 RCV Distortion and Noise - 500 Hz WB

TIA-5050 (2018-01) \ Measurements \ Wideband \ 5.2 Receive Distortion and Noise 8N change frequency range



Distortion (Noise) RCV (packed): 28.12 dB (3.93%) Ok

Ok

2023/10/25 上午 01:19 ACQUA 5.1.200

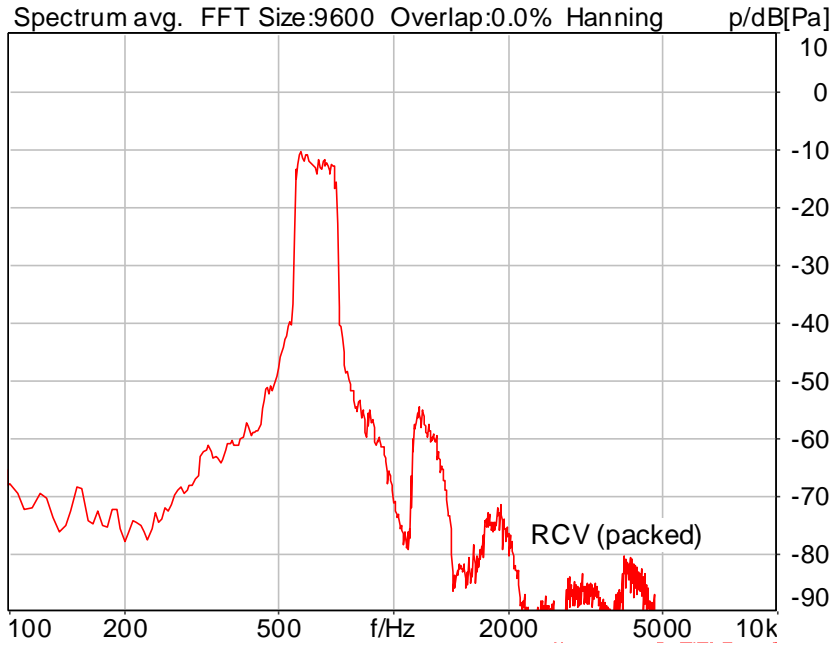
Limits

	lower
Run 1	20.00 dB



### 5.2 RCV Distortion and Noise - 630 Hz WB

TIA-5050 (2018-01) \ Measurements \ Wideband \ 5.2 Receive Distortion and Noise 8N change frequency range



Distortion (Noise) RCV (packed): 37.73 dB (1.30%) Ok

Ok

2023/10/25 上午 01:20 ACQUA 5.1.200

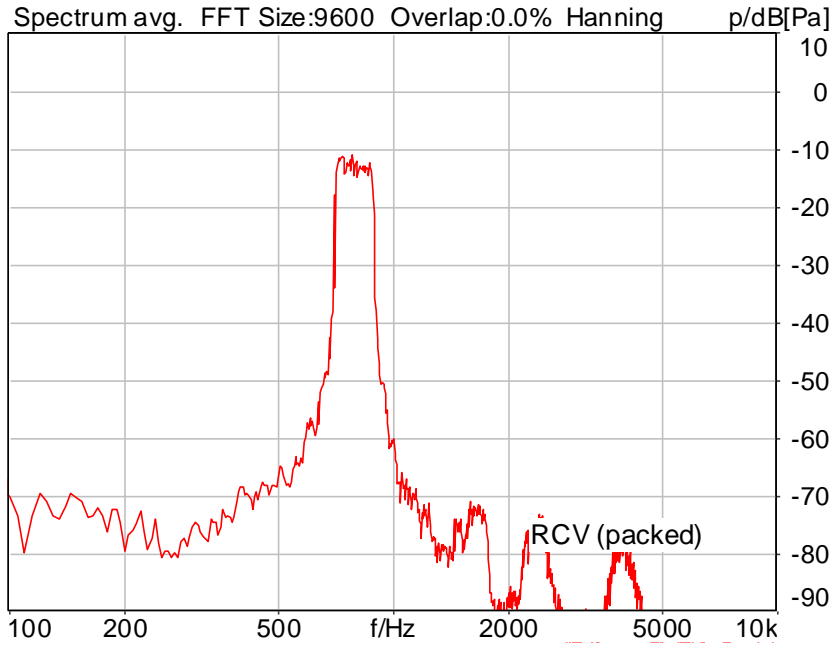
Limits

	lower
Run 1	20.00 dB



### 5.2 RCV Distortion and Noise - 800 Hz WB

TIA-5050 (2018-01) \ Measurements \ Wideband \ 5.2 Receive Distortion and Noise 8N change frequency range



Distortion (Noise) RCV (packed): 41.91 dB (0.80%) Ok

Ok

2023/10/25 上午 01:20 ACQUA 5.1.200

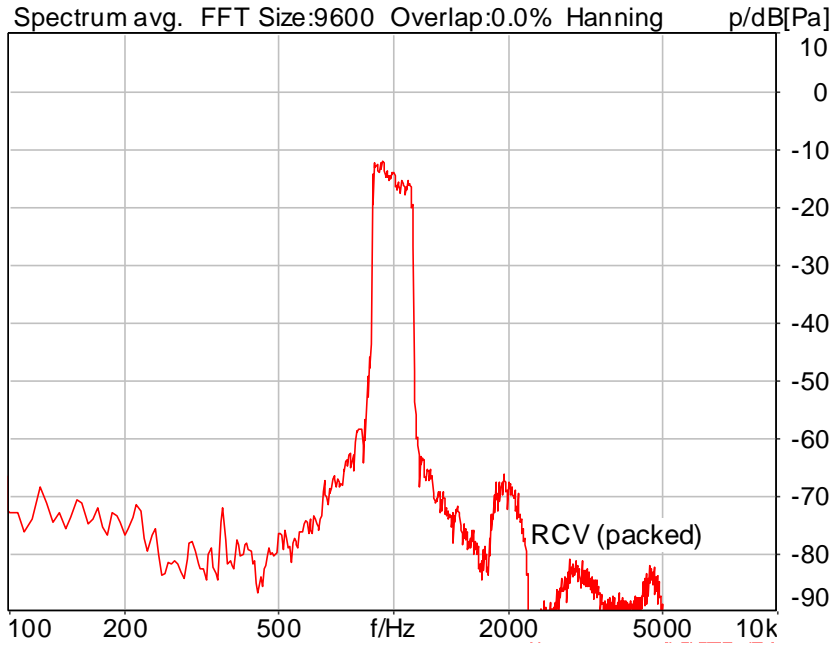
Limits

	lower
Run 1	20.00 dB



### 5.2 RCV Distortion and Noise - 1000 Hz WB

TIA-5050 (2018-01) \ Measurements \ Wideband \ 5.2 Receive Distortion and Noise 8N change frequency range



Distortion (Noise) RCV (packed): 45.80 dB (0.51%) Ok

Ok

2023/10/25 上午 01:21 ACQUA 5.1.200

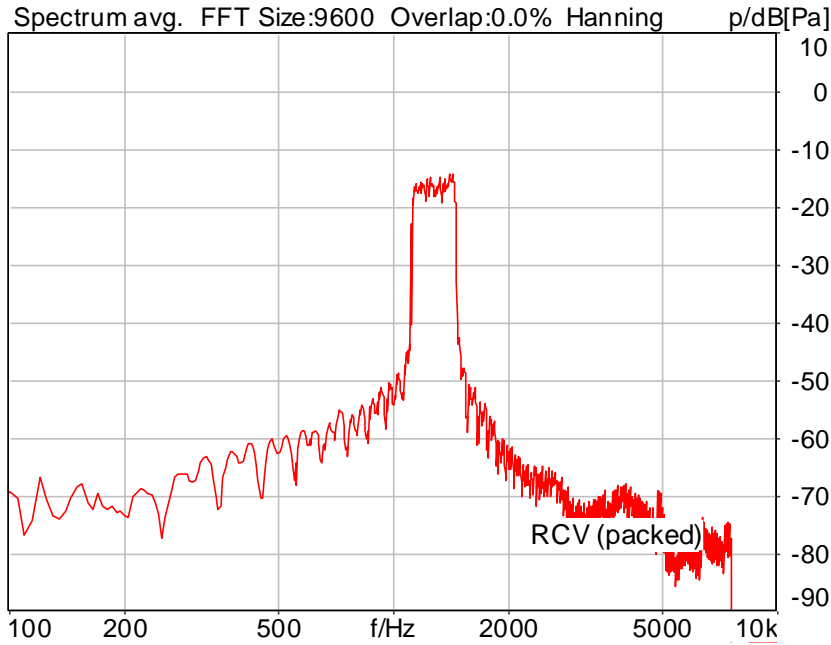
Limits

	lower
Run 1	20.00 dB



### 5.2 RCV Distortion and Noise - 1250 Hz WB

TIA-5050 (2018-01) \ Measurements \ Wideband \ 5.2 Receive Distortion and Noise 8N change frequency range



Distortion (Noise) RCV (packed): 28.71 dB (3.67%) Ok

Ok

2023/10/25 上午 01:21 ACQUA 5.1.200

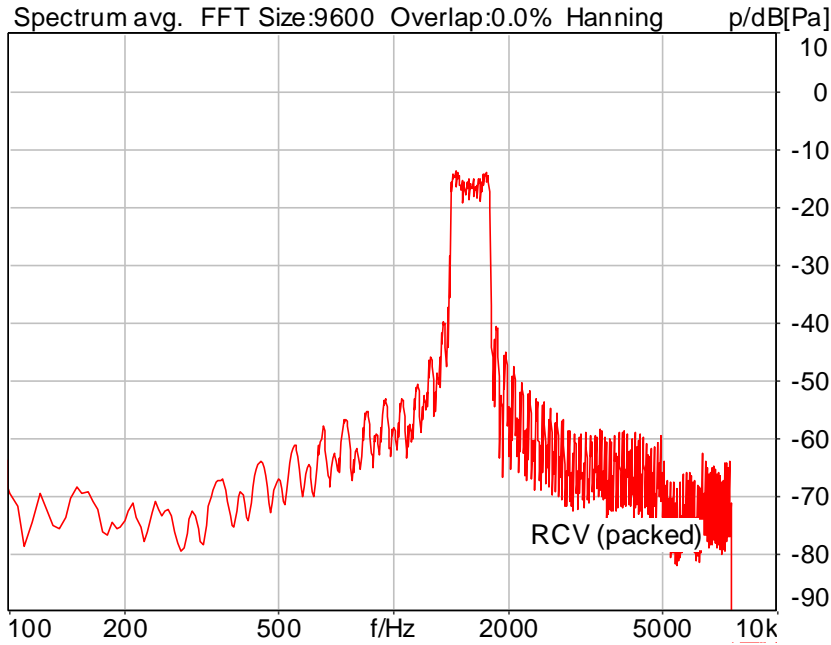
Limits

	lower
Run 1	20.00 dB



### 5.2 RCV Distortion and Noise - 1600 Hz WB

TIA-5050 (2018-01) \ Measurements \ Wideband \ 5.2 Receive Distortion and Noise 8N change frequency range



Distortion (Noise) RCV (packed): 27.98 dB (3.99%) Ok

Ok

2023/10/25 上午 01:22 ACQUA 5.1.200

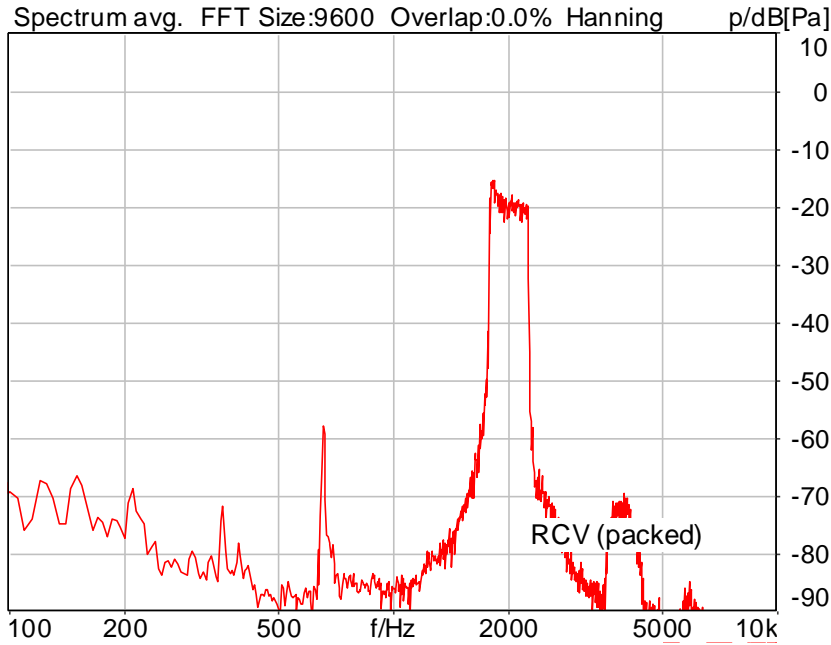
Limits

	lower
Run 1	20.00 dB



### 5.2 RCV Distortion and Noise - 2000 Hz WB

TIA-5050 (2018-01) \ Measurements \ Wideband \ 5.2 Receive Distortion and Noise 8N change frequency range



Distortion (Noise) RCV (packed): 41.34 dB (0.86%) Ok

Ok

2023/10/25 上午 01:22 ACQUA 5.1.200

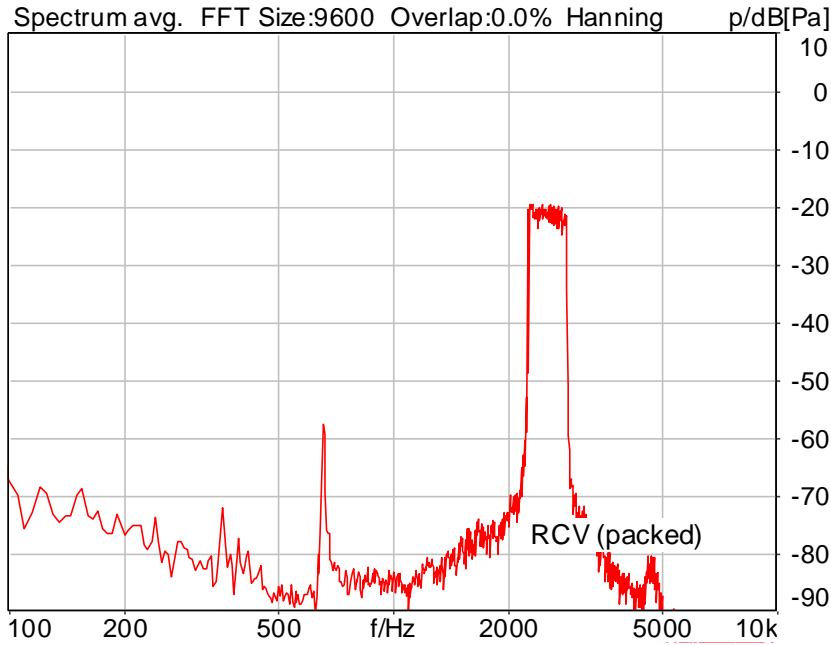
Limits

	lower
Run 1	20.00 dB



### 5.2 RCV Distortion and Noise - 2500 Hz WB

TIA-5050 (2018-01) \ Measurements \ Wideband \ 5.2 Receive Distortion and Noise 8N change frequency range



Distortion (Noise) RCV (packed): 45.42 dB (0.54%) Ok

Ok

2023/10/25 上午 01:23 ACQUA 5.1.200

Limits

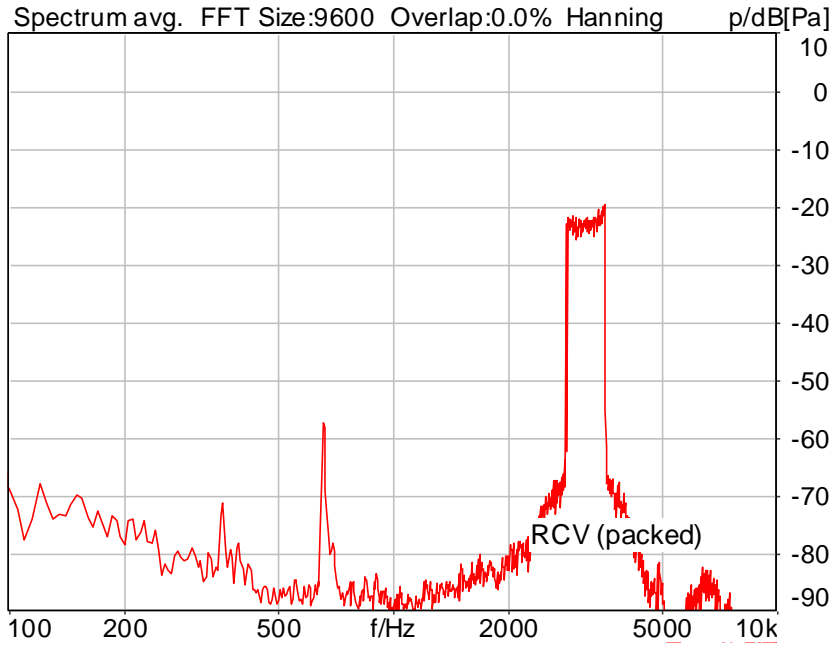
	lower
Run 1	20.00 dB





### 5.2 RCV Distortion and Noise - 3150 Hz WB

TIA-5050 (2018-01) \ Measurements \ Wideband \ 5.2 Receive Distortion and Noise 8N change frequency range



Distortion (Noise) RCV (packed): 44.22 dB (0.61%) Ok

**Ok**

2023/10/25 上午 01:23 ACQUA 5.1.200

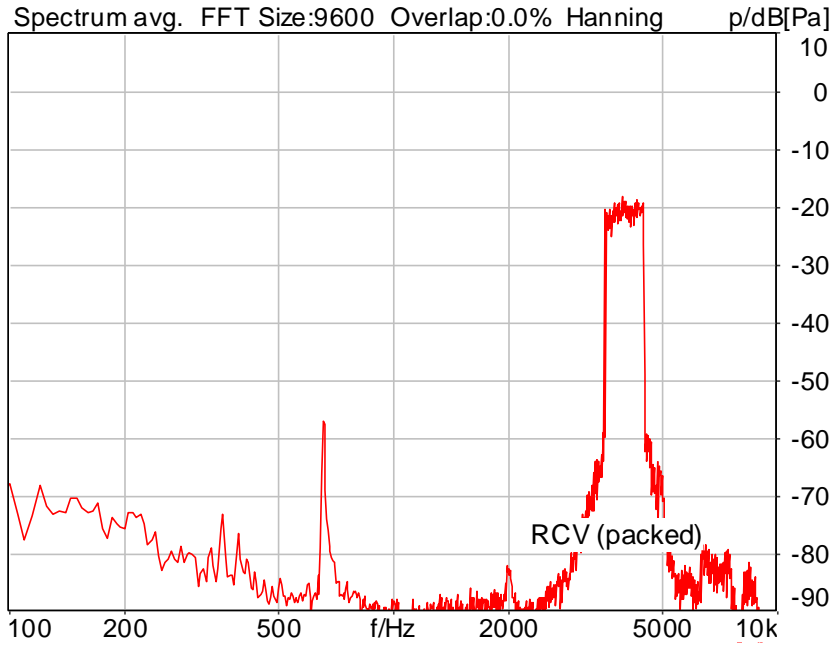
**Limits**

	<b>lower</b>
Run 1	20.00 dB



### 5.2 RCV Distortion and Noise - 4000 Hz WB

TIA-5050 (2018-01) \ Measurements \ Wideband \ 5.2 Receive Distortion and Noise 8N change frequency range



Distortion (Noise) RCV (packed): 43.22 dB (0.69%) Ok

Ok

2023/10/25 上午 01:24 ACQUA 5.1.200

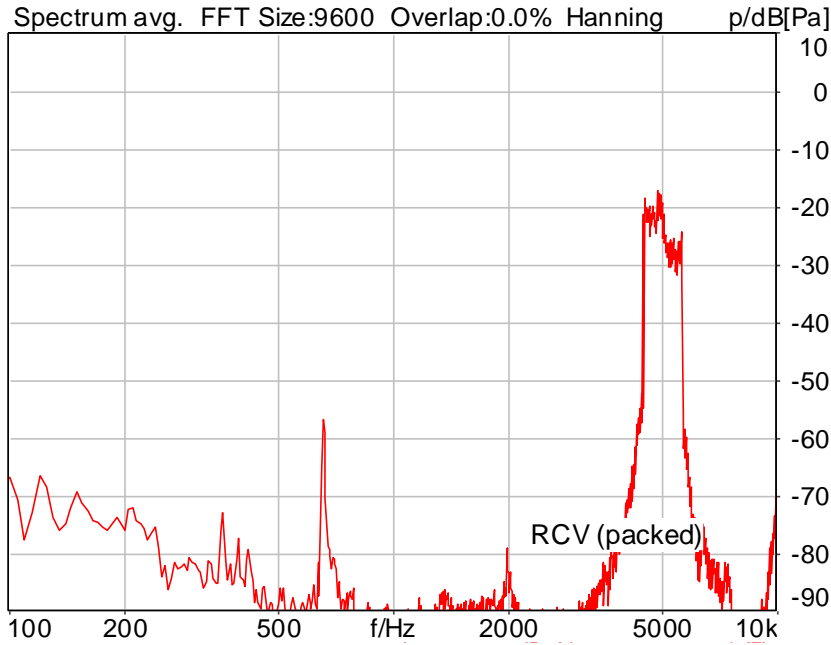
Limits

	lower
Run 1	20.00 dB



### 5.2 RCV Distortion and Noise - 5000 Hz WB

TIA-5050 (2018-01) \ Measurements \ Wideband \ 5.2 Receive Distortion and Noise 8N change frequency range



Distortion (Noise) RCV (packed): 39.49 dB (1.06%) Ok

Ok

2023/10/25 上午 01:24 ACQUA 5.1.200

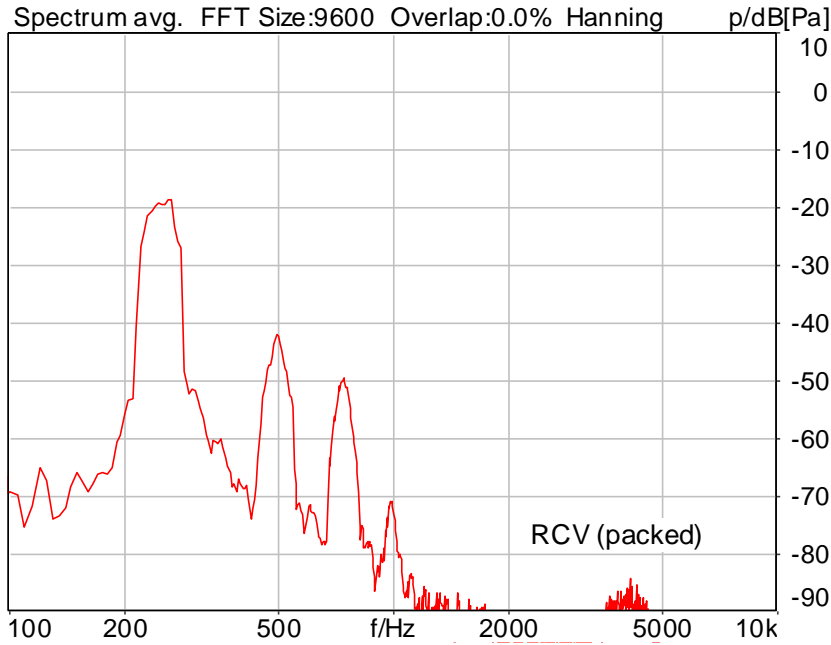
Limits

	lower
Run 1	20.00 dB



### 5.2 RCV Distortion and Noise - 250 Hz WB

TIA-5050 (2018-01) \ Measurements \ Wideband \ 5.2 Receive Distortion and Noise 2N change frequency range



Distortion (Noise) RCV (packed): 25.52 dB (5.30%) Ok

Ok

2023/10/25 上午 01:25 ACQUA 5.1.200

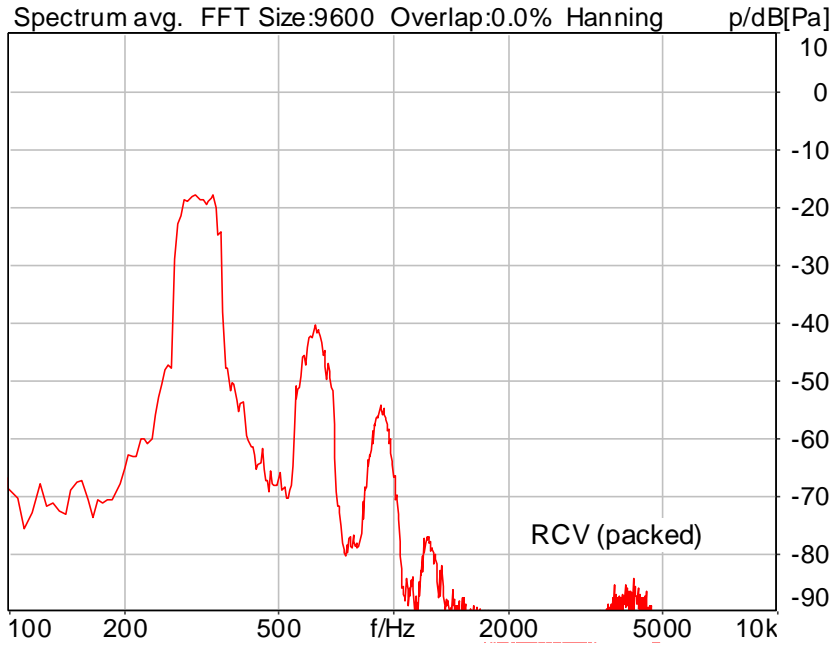
Limits

	lower
Run 1	20.00 dB



### 5.2 RCV Distortion and Noise - 315 Hz WB

TIA-5050 (2018-01) \ Measurements \ Wideband \ 5.2 Receive Distortion and Noise 2N change frequency range



Distortion (Noise) RCV (packed): 24.43 dB (6.00%) Ok

**Ok**

2023/10/25 上午 01:26 ACQUA 5.1.200

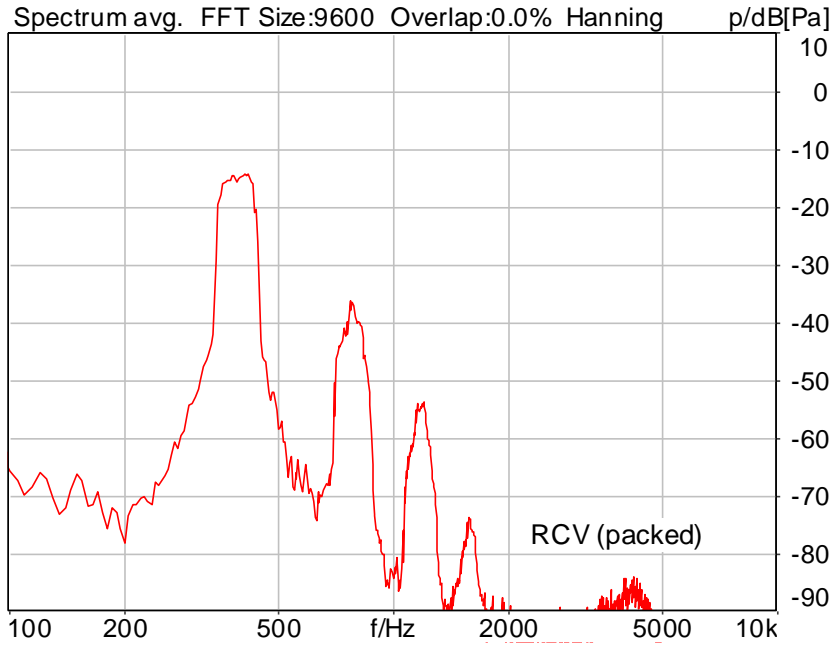
**Limits**

	<b>lower</b>
Run 1	20.00 dB



### 5.2 RCV Distortion and Noise - 400 Hz WB

TIA-5050 (2018-01) \ Measurements \ Wideband \ 5.2 Receive Distortion and Noise 2N change frequency range



Distortion (Noise) RCV (packed): 23.57 dB (6.63%) Ok

**Ok**

2023/10/25 上午 01:26 ACQUA 5.1.200

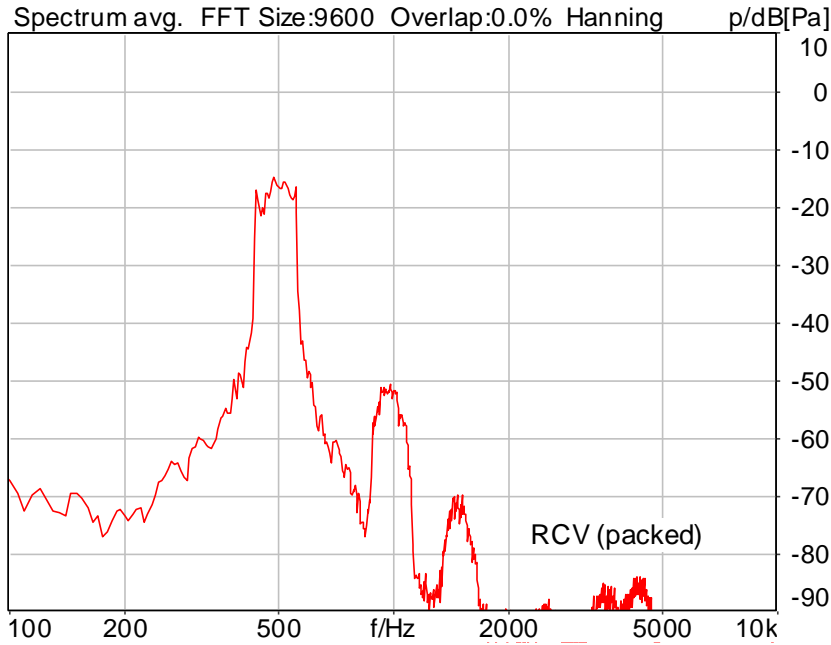
**Limits**

	<b>lower</b>
Run 1	20.00 dB



### 5.2 RCV Distortion and Noise - 500 Hz WB

TIA-5050 (2018-01) \ Measurements \ Wideband \ 5.2 Receive Distortion and Noise 2N change frequency range



Distortion (Noise) RCV (packed): 32.65 dB (2.33%) Ok

Ok

2023/10/25 上午 01:27 ACQUA 5.1.200

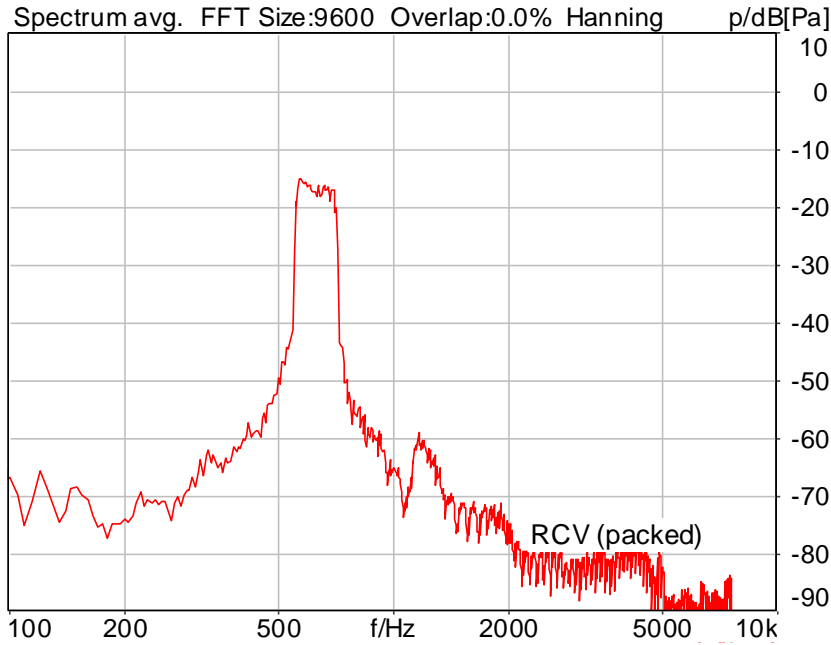
Limits

	lower
Run 1	20.00 dB



### 5.2 RCV Distortion and Noise - 630 Hz WB

TIA-5050 (2018-01) \ Measurements \ Wideband \ 5.2 Receive Distortion and Noise 2N change frequency range



Distortion (Noise) RCV (packed): 35.49 dB (1.68%) Ok

Ok

2023/10/25 上午 01:27 ACQUA 5.1.200

Limits

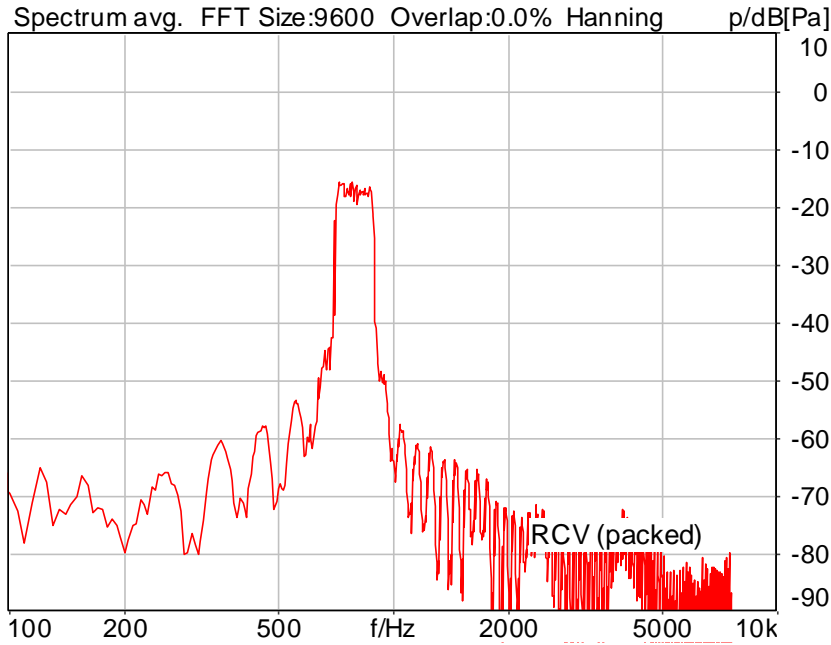
	lower
Run 1	20.00 dB





### 5.2 RCV Distortion and Noise - 800 Hz WB

TIA-5050 (2018-01) \ Measurements \ Wideband \ 5.2 Receive Distortion and Noise 2N change frequency range



Distortion (Noise) RCV (packed): 34.50 dB (1.88%) Ok

Ok

2023/10/25 上午 01:28 ACQUA 5.1.200

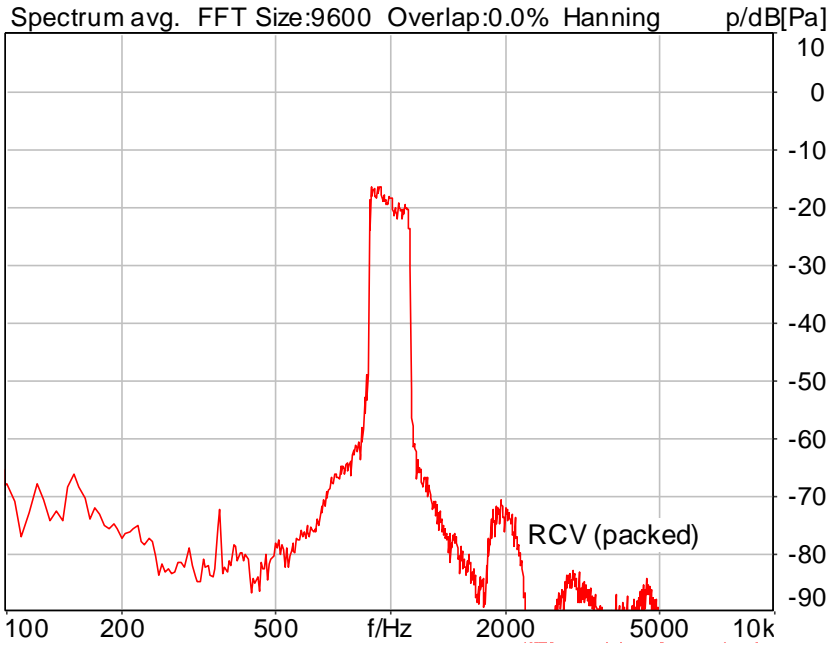
Limits

	lower
Run 1	20.00 dB



### 5.2 RCV Distortion and Noise - 1000 Hz WB

TIA-5050 (2018-01) \ Measurements \ Wideband \ 5.2 Receive Distortion and Noise 2N change frequency range



Distortion (Noise) RCV (packed): 43.79 dB (0.65%) Ok

Ok

2023/10/25 上午 01:28 ACQUA 5.1.200

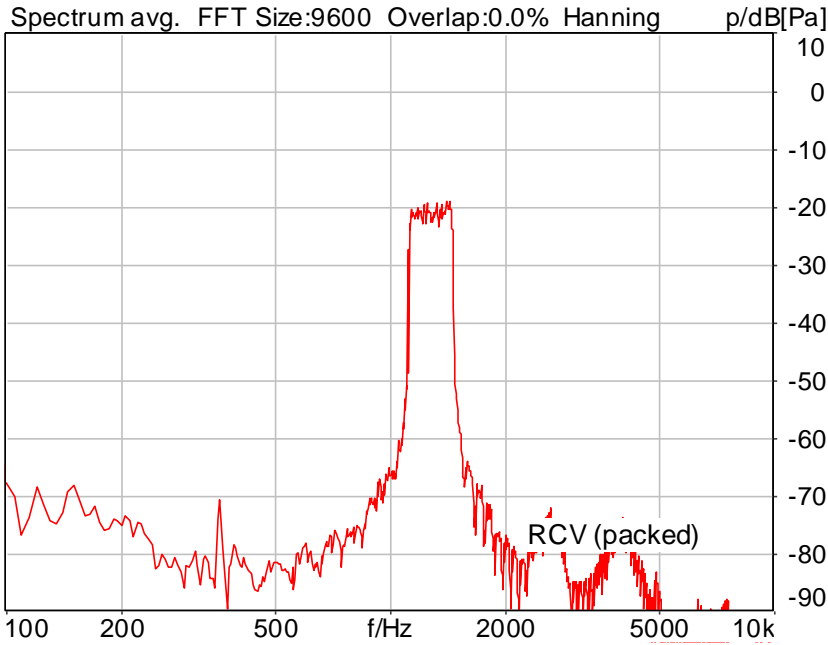
Limits

	lower
Run 1	20.00 dB



### 5.2 RCV Distortion and Noise - 1250 Hz WB

TIA-5050 (2018-01) \ Measurements \ Wideband \ 5.2 Receive Distortion and Noise 2N change frequency range



Distortion (Noise) RCV (packed): 31.57 dB (2.64%) Ok

Ok

2023/10/25 上午 01:29 ACQUA 5.1.200

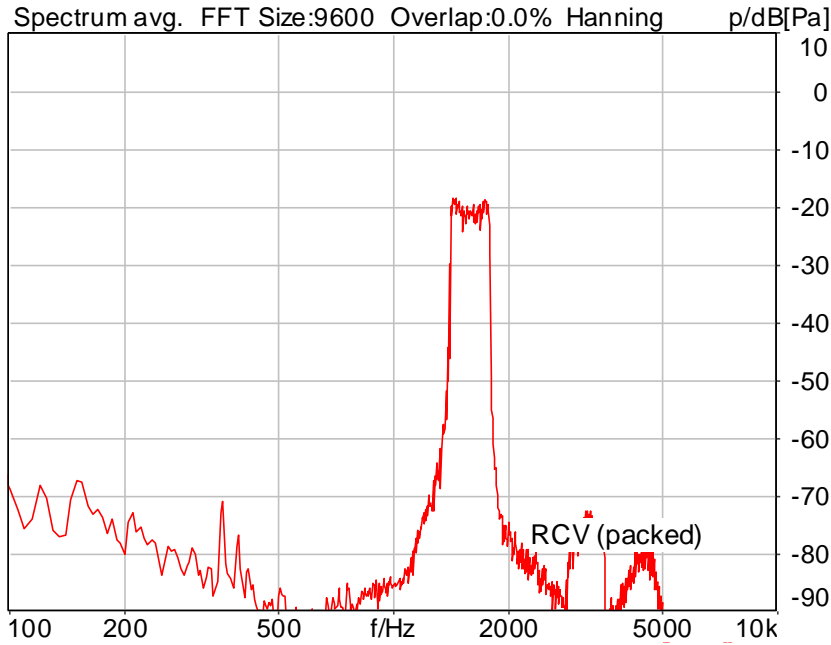
Limits

	lower
Run 1	20.00 dB



### 5.2 RCV Distortion and Noise - 1600 Hz WB

TIA-5050 (2018-01) \ Measurements \ Wideband \ 5.2 Receive Distortion and Noise 2N change frequency range



Distortion (Noise) RCV (packed): 43.53 dB (0.67%) Ok

**Ok**

2023/10/25 上午 01:29 ACQUA 5.1.200

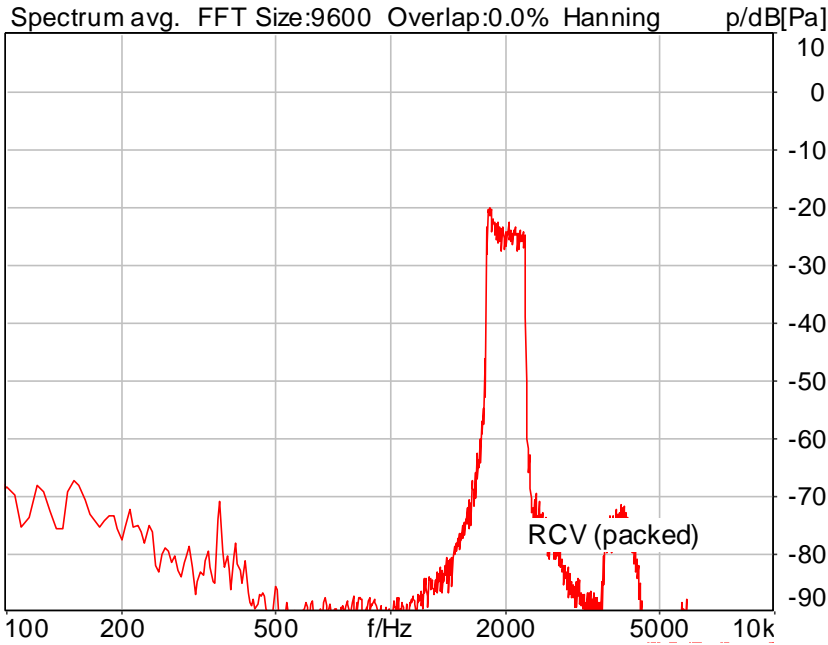
**Limits**

	<b>lower</b>
Run 1	20.00 dB



### 5.2 RCV Distortion and Noise - 2000 Hz WB

TIA-5050 (2018-01) \ Measurements \ Wideband \ 5.2 Receive Distortion and Noise 2N change frequency range



Distortion (Noise) RCV (packed): 40.73 dB (0.92%) Ok

Ok

2023/10/25 上午 01:30 ACQUA 5.1.200

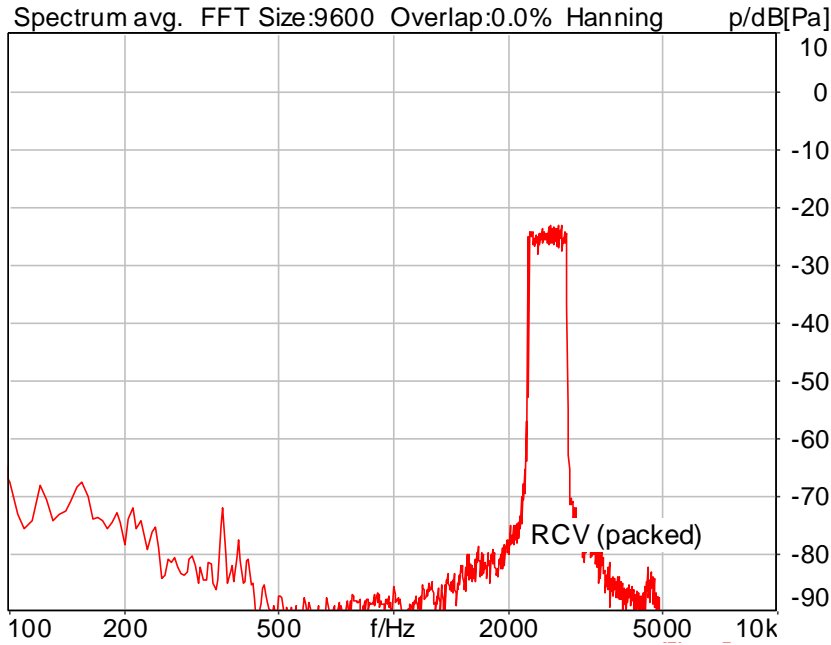
Limits

	lower
Run 1	20.00 dB



### 5.2 RCV Distortion and Noise - 2500 Hz WB

TIA-5050 (2018-01) \ Measurements \ Wideband \ 5.2 Receive Distortion and Noise 2N change frequency range



Distortion (Noise) RCV (packed): 45.63 dB (0.52%) Ok

**Ok**

2023/10/25 上午 01:30 ACQUA 5.1.200

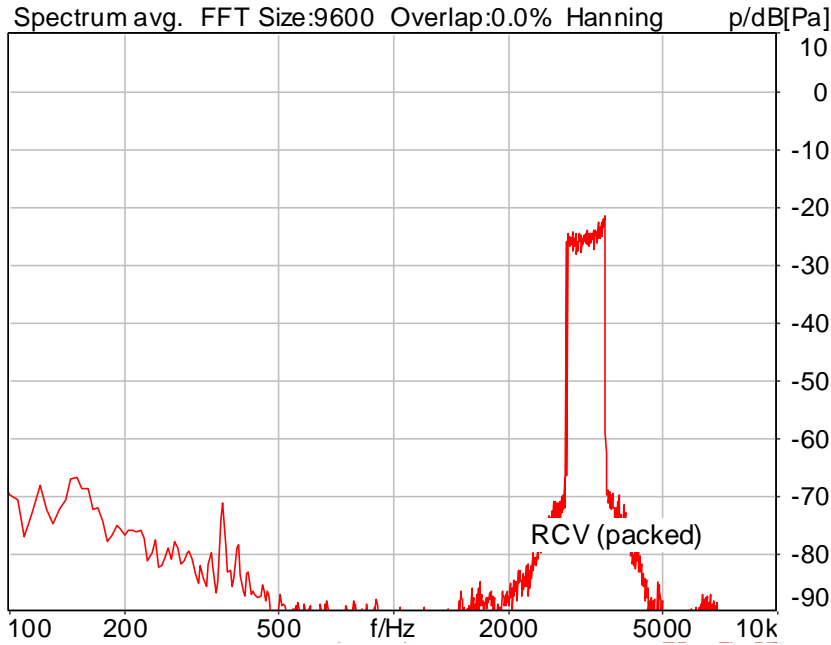
**Limits**

	<b>lower</b>
Run 1	20.00 dB



### 5.2 RCV Distortion and Noise - 3150 Hz WB

TIA-5050 (2018-01) \ Measurements \ Wideband \ 5.2 Receive Distortion and Noise 2N change frequency range



Distortion (Noise) RCV (packed): 45.16 dB (0.55%) Ok

Ok

2023/10/25 上午 01:31 ACQUA 5.1.200

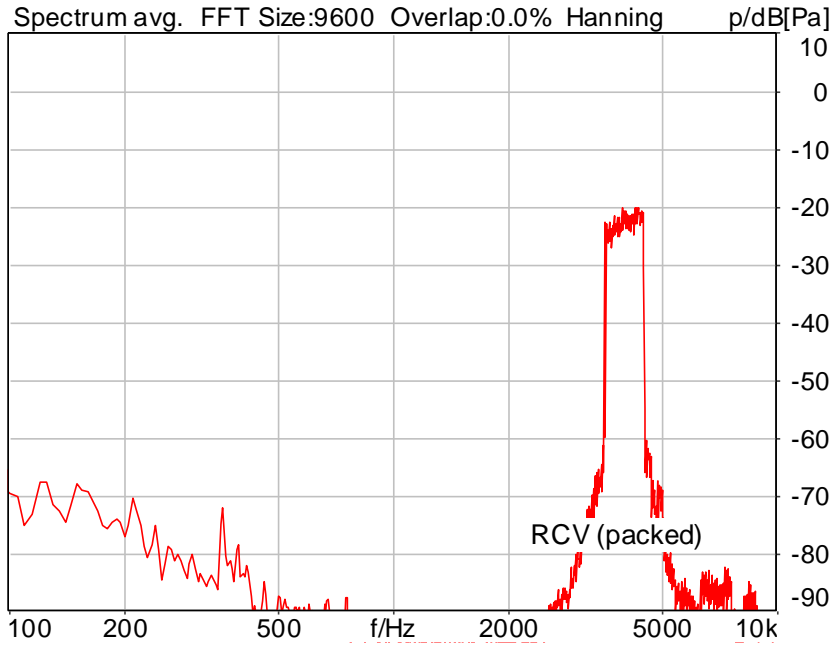
Limits

	lower
Run 1	20.00 dB



### 5.2 RCV Distortion and Noise - 4000 Hz WB

TIA-5050 (2018-01) \ Measurements \ Wideband \ 5.2 Receive Distortion and Noise 2N change frequency range



Distortion (Noise) RCV (packed): 43.99 dB (0.63%) Ok

Ok

2023/10/25 上午 01:31 ACQUA 5.1.200

Limits

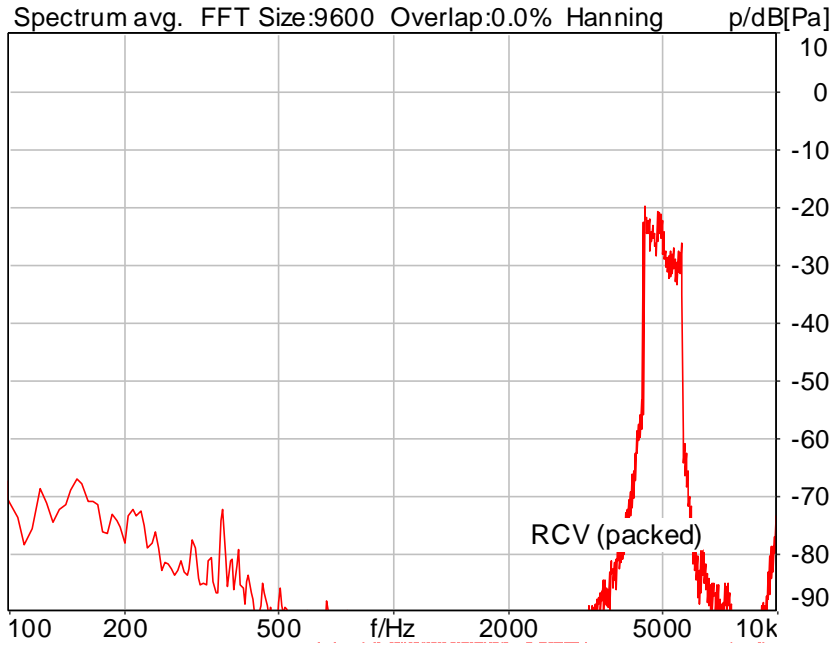
	lower
Run 1	20.00 dB





### 5.2 RCV Distortion and Noise - 5000 Hz WB

TIA-5050 (2018-01) \ Measurements \ Wideband \ 5.2 Receive Distortion and Noise 2N change frequency range



Distortion (Noise) RCV (packed): 38.52 dB (1.19%) Ok

Ok

2023/10/25 上午 01:32 ACQUA 5.1.200

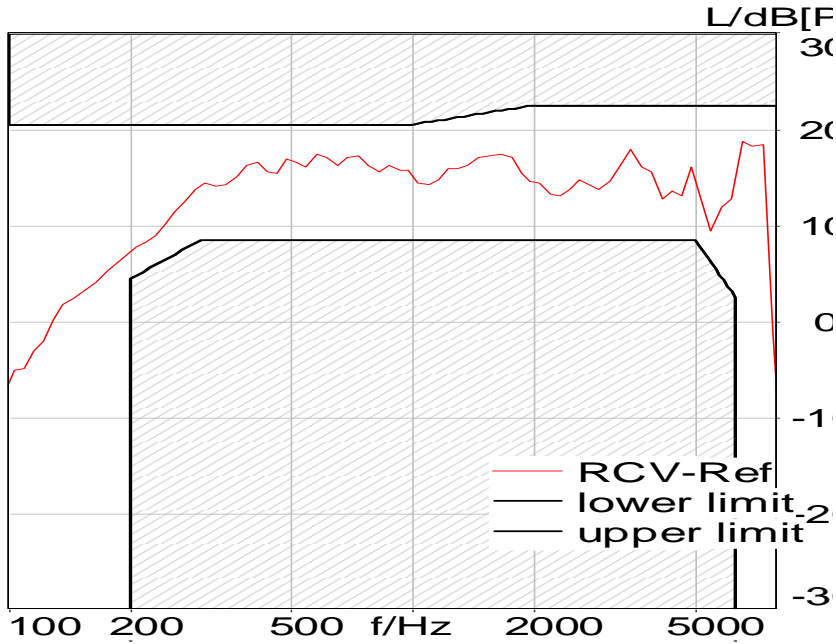
Limits

	lower
Run 1	20.00 dB



### 5.3 Frequency Response 8N FF

TIA-5050 (2018-01) \ Measurements \ Wideband



Absolute minimal distance  
3.01 dB at 576.7 Hz Ok

Ok

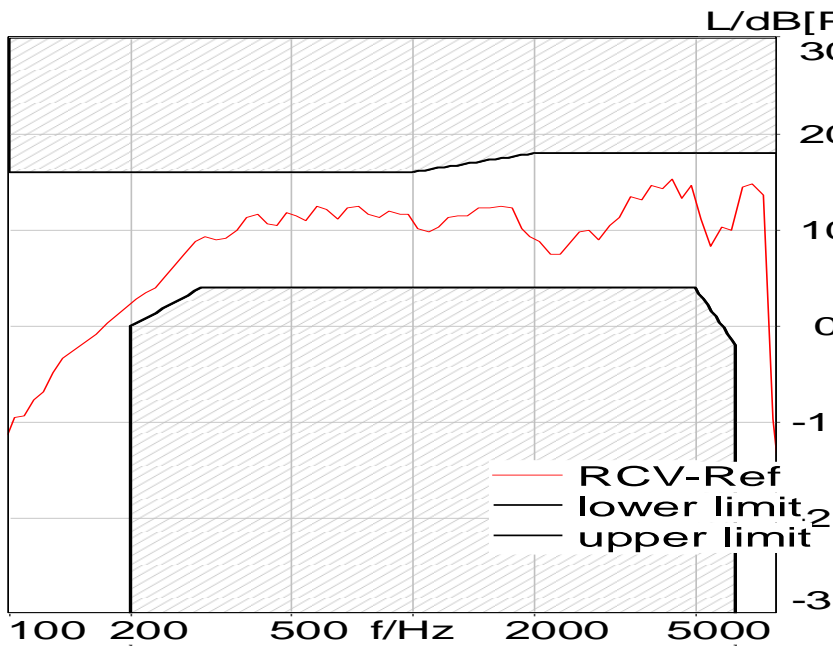
2023/10/25 上午 01:32 ACQUA 5.1.200

**Limits**

	<b>lower</b>
Run 1	Fit into tolerance

### 5.3 Frequency Response 2N FF

TIA-5050 (2018-01) \ Measurements \ Wideband



Absolute minimal distance  
2.62 dB at 205.7 Hz Ok

Ok

2023/10/25 上午 01:33 ACQUA 5.1.200

**Limits**

	<b>lower</b>
Run 1	Fit into tolerance



**#23 WiFi 5.8GHz EVS WB 24.4Kbps**

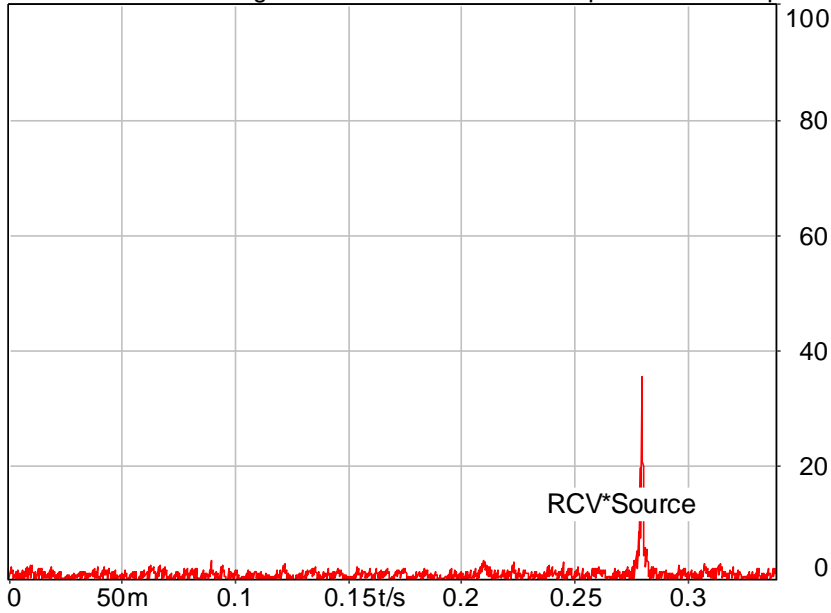
SMD	Status	Single Value Description	Single Value
Overall Receive Delay WB	Done	Delay (Cross) [ms]	279.5
5.1a Receive Volume Control Performance 8N WB	Ok	Speech Level [dB[SPL]]	90.61
5.1b Receive Volume Control Performance 2N WB	Ok	Speech Level [dB[SPL]]	90.42
5.2 RCV Distortion and Noise - 250 Hz WB	Ok	Distortion (Noise) [dB], 0.0 dB	25.62
5.2 RCV Distortion and Noise - 315 Hz WB	Ok	Distortion (Noise) [dB], 0.0 dB	24.36
5.2 RCV Distortion and Noise - 400 Hz WB	Ok	Distortion (Noise) [dB], 0.0 dB	23.41
5.2 RCV Distortion and Noise - 500 Hz WB	Ok	Distortion (Noise) [dB], 0.0 dB	30.57
5.2 RCV Distortion and Noise - 630 Hz WB	Ok	Distortion (Noise) [dB], 0.0 dB	37.65
5.2 RCV Distortion and Noise - 800 Hz WB	Ok	Distortion (Noise) [dB], 0.0 dB	30.51
5.2 RCV Distortion and Noise - 1000 Hz WB	Ok	Distortion (Noise) [dB], 0.0 dB	45.68
5.2 RCV Distortion and Noise - 1250 Hz WB	Ok	Distortion (Noise) [dB], 0.0 dB	33.73
5.2 RCV Distortion and Noise - 1600 Hz WB	Ok	Distortion (Noise) [dB], 0.0 dB	44.27
5.2 RCV Distortion and Noise - 2000 Hz WB	Ok	Distortion (Noise) [dB], 0.0 dB	41.71
5.2 RCV Distortion and Noise - 2500 Hz WB	Ok	Distortion (Noise) [dB], 0.0 dB	45.89
5.2 RCV Distortion and Noise - 3150 Hz WB	Ok	Distortion (Noise) [dB], 0.0 dB	44.24
5.2 RCV Distortion and Noise - 4000 Hz WB	Ok	Distortion (Noise) [dB], 0.0 dB	43.60
5.2 RCV Distortion and Noise - 5000 Hz WB	Ok	Distortion (Noise) [dB], 0.0 dB	39.84
5.2 RCV Distortion and Noise - 250 Hz WB	Ok	Distortion (Noise) [dB], 0.0 dB	25.49
5.2 RCV Distortion and Noise - 315 Hz WB	Ok	Distortion (Noise) [dB], 0.0 dB	24.32
5.2 RCV Distortion and Noise - 400 Hz WB	Ok	Distortion (Noise) [dB], 0.0 dB	23.46
5.2 RCV Distortion and Noise - 500 Hz WB	Ok	Distortion (Noise) [dB], 0.0 dB	25.63
5.2 RCV Distortion and Noise - 630 Hz WB	Ok	Distortion (Noise) [dB], 0.0 dB	37.64
5.2 RCV Distortion and Noise - 800 Hz WB	Ok	Distortion (Noise) [dB], 0.0 dB	41.45
5.2 RCV Distortion and Noise - 1000 Hz WB	Ok	Distortion (Noise) [dB], 0.0 dB	44.06
5.2 RCV Distortion and Noise - 1250 Hz WB	Ok	Distortion (Noise) [dB], 0.0 dB	32.73
5.2 RCV Distortion and Noise - 1600 Hz WB	Ok	Distortion (Noise) [dB], 0.0 dB	39.93
5.2 RCV Distortion and Noise - 2000 Hz WB	Ok	Distortion (Noise) [dB], 0.0 dB	39.67
5.2 RCV Distortion and Noise - 2500 Hz WB	Ok	Distortion (Noise) [dB], 0.0 dB	44.32
5.2 RCV Distortion and Noise - 3150 Hz WB	Ok	Distortion (Noise) [dB], 0.0 dB	44.25
5.2 RCV Distortion and Noise - 4000 Hz WB	Ok	Distortion (Noise) [dB], 0.0 dB	42.41
5.2 RCV Distortion and Noise - 5000 Hz WB	Ok	Distortion (Noise) [dB], 0.0 dB	38.10
5.3 Frequency Response 8N FF	Ok	Min. dist. to tolerance scheme [dB], 731.5 Hz	2.89
5.3 Frequency Response 2N FF	Ok	Min. dist. to tolerance scheme [dB], 4369.4 Hz	2.11



### Overall Receive Delay WB

TIA-5050 (2018-01) \ Measurements \ Wideband \ Preparation - Delay measurement

Cross correlation avg. FFT Size:131072 Overlap:0.0% Envelop %



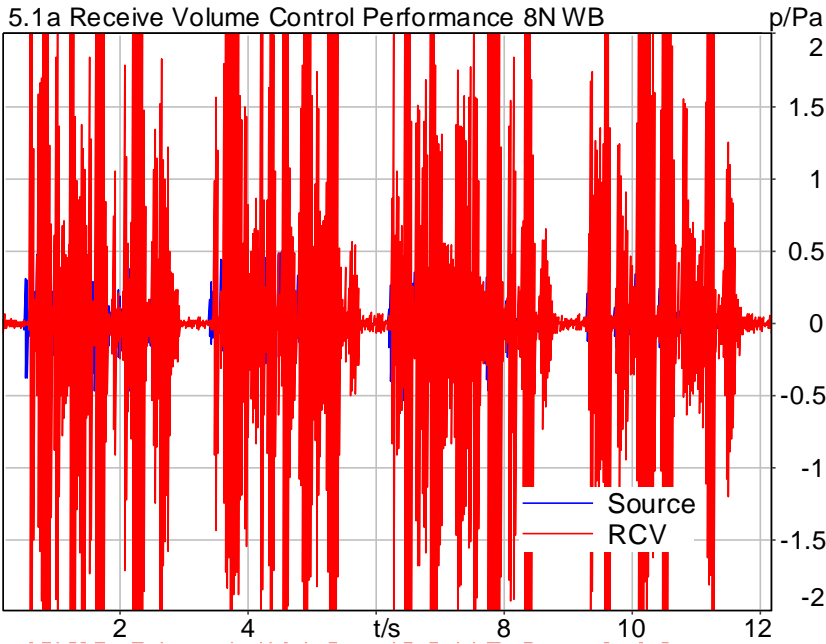
Delay (Cross): 279.5 ms

2023/10/25 下午 02:50 ACQUA 5.1.200



### 5.1a Receive Volume Control Performance 8N WB

TIA-5050 (2018-01) \ Measurements \ Wideband



Speech Level RCV: 90.61 dB[SPL], Act.: 57.28% Ok

Ok

2023/10/25 下午 03:13 ACQUA 5.1.200

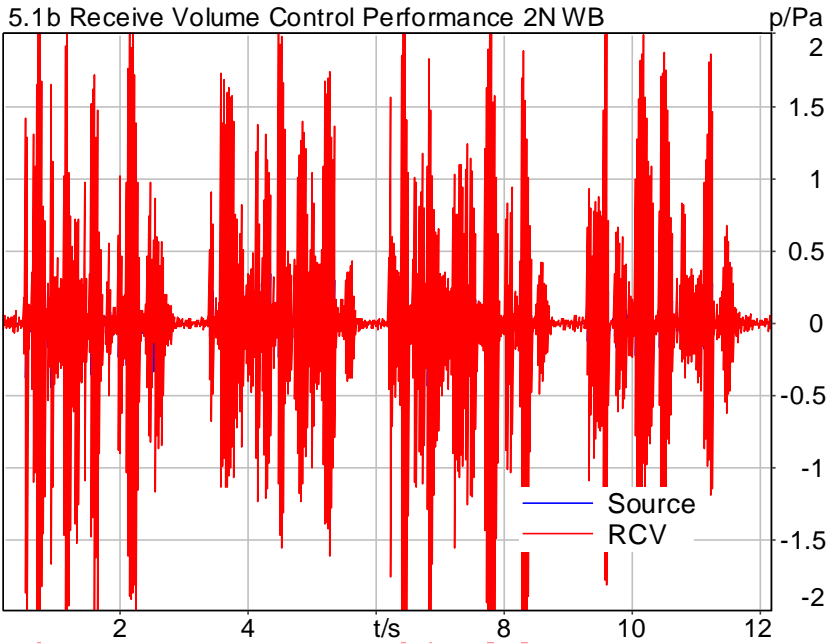
**Limits**

	lower
Run 1	88.00 dB20uPa



### 5.1b Receive Volume Control Performance 2N WB

TIA-5050 (2018-01) \ Measurements \ Wideband



Speech Level RCV: 90.42 dB[SPL], Act.: 16.53% Ok

Ok

2023/10/25 下午 02:51 ACQUA 5.1.200

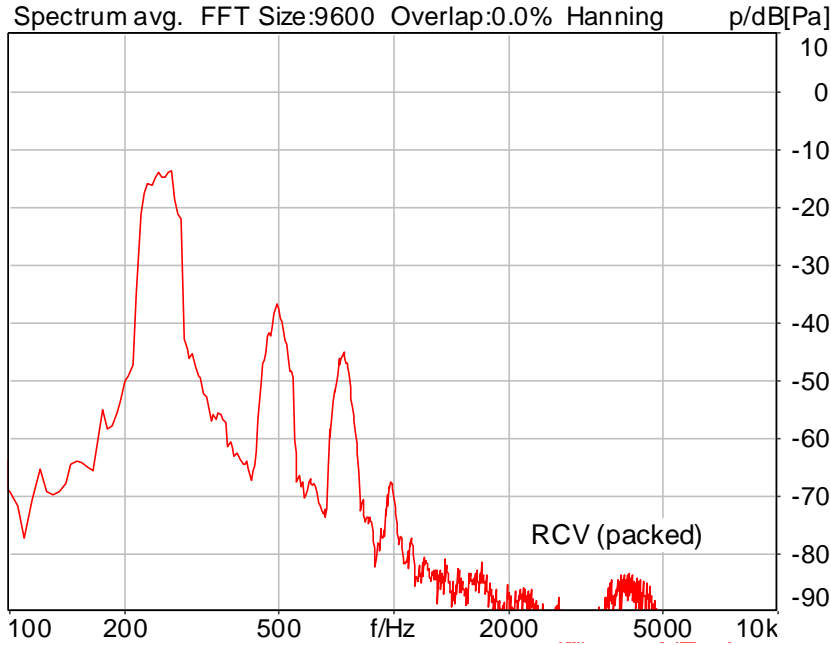
**Limits**

	<b>lower</b>
Run 1	76.00 dB20uPa



### 5.2 RCV Distortion and Noise - 250 Hz WB

TIA-5050 (2018-01) \ Measurements \ Wideband \ 5.2 Receive Distortion and Noise 8N change frequency range



Distortion (Noise) RCV (packed): 25.62 dB (5.24%) Ok

Ok

2023/10/25 下午 02:52 ACQUA 5.1.200

Limits

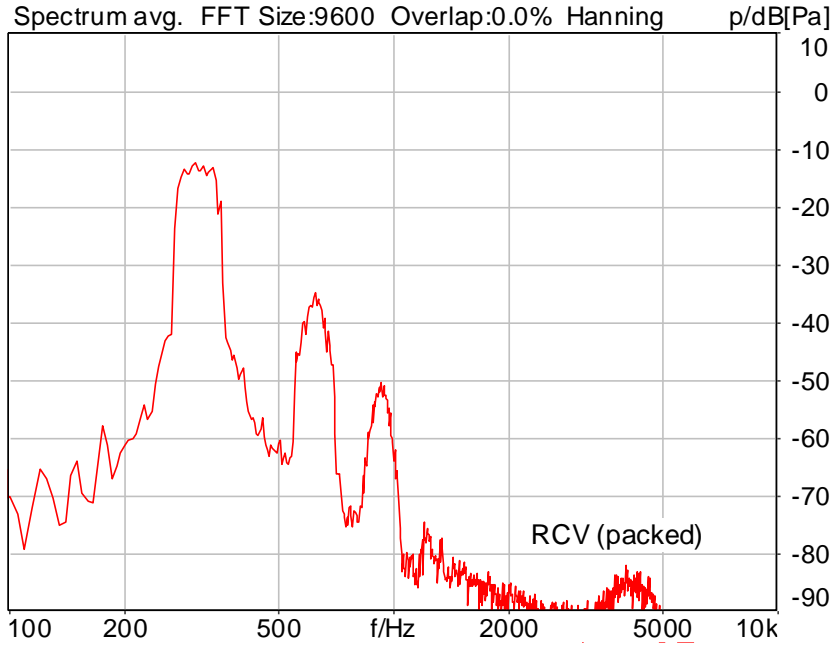
	lower
Run 1	20.00 dB





### 5.2 RCV Distortion and Noise - 315 Hz WB

TIA-5050 (2018-01) \ Measurements \ Wideband \ 5.2 Receive Distortion and Noise 8N change frequency range



Distortion (Noise) RCV (packed): 24.36 dB (6.06%) Ok

Ok

2023/10/25 下午 02:53 ACQUA 5.1.200

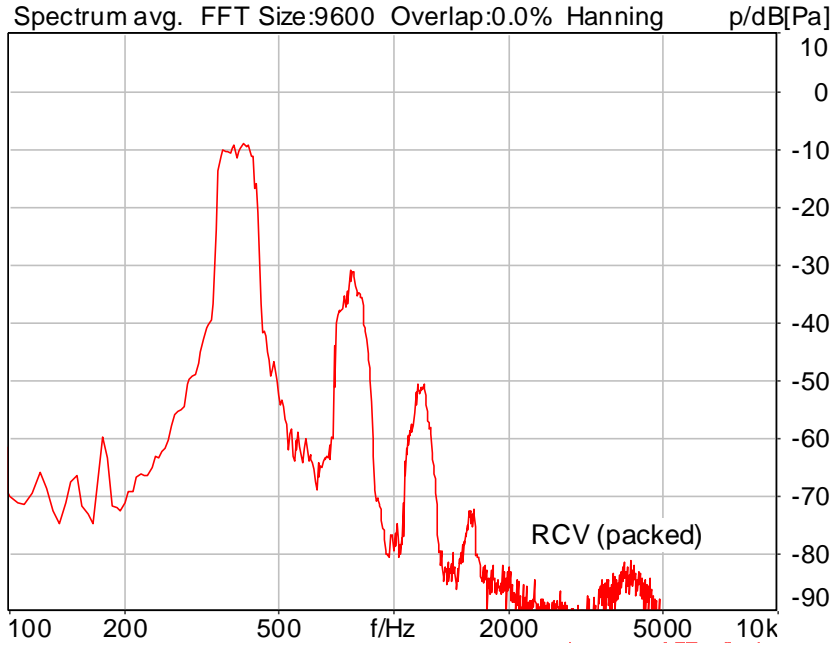
Limits

	lower
Run 1	20.00 dB



### 5.2 RCV Distortion and Noise - 400 Hz WB

TIA-5050 (2018-01) \ Measurements \ Wideband \ 5.2 Receive Distortion and Noise 8N change frequency range



Distortion (Noise) RCV (packed): 23.41 dB (6.76%) Ok

Ok

2023/10/25 下午 02:53 ACQUA 5.1.200

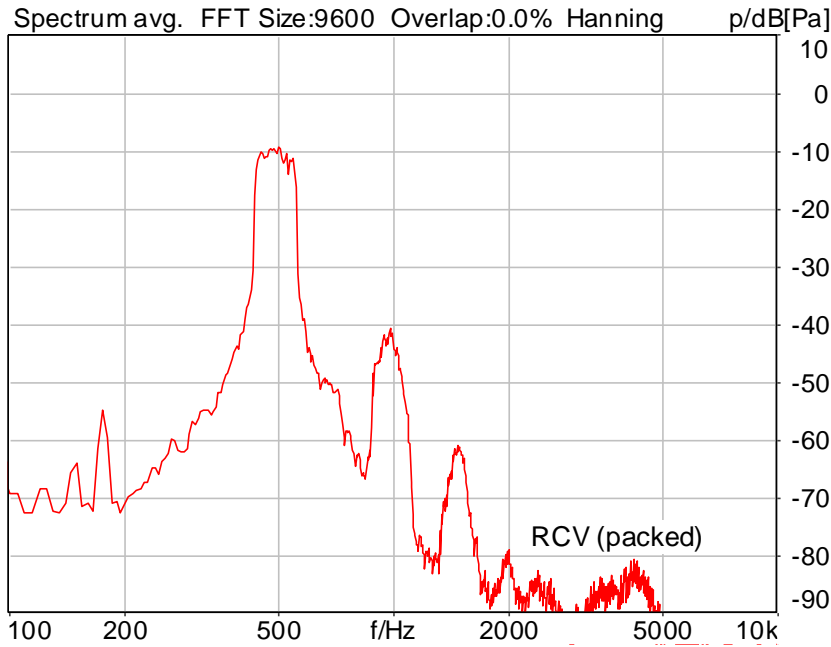
Limits

	lower
Run 1	20.00 dB



### 5.2 RCV Distortion and Noise - 500 Hz WB

TIA-5050 (2018-01) \ Measurements \ Wideband \ 5.2 Receive Distortion and Noise 8N change frequency range



Distortion (Noise) RCV (packed): 30.57 dB (2.96%) Ok

Ok

2023/10/25 下午 02:53 ACQUA 5.1.200

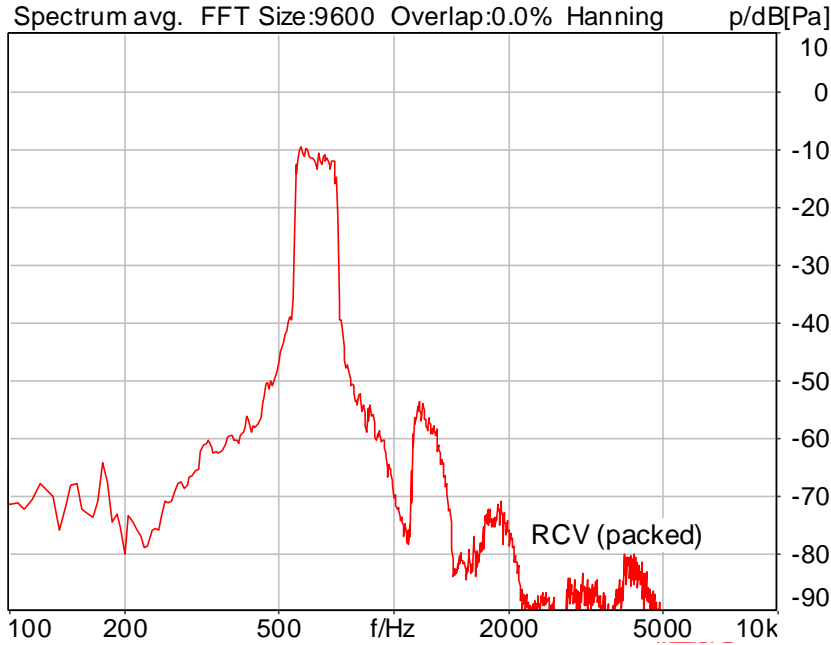
Limits

	lower
Run 1	20.00 dB



### 5.2 RCV Distortion and Noise - 630 Hz WB

TIA-5050 (2018-01) \ Measurements \ Wideband \ 5.2 Receive Distortion and Noise 8N change frequency range



Distortion (Noise) RCV (packed): 37.65 dB (1.31%) Ok

Ok

2023/10/25 下午 02:54 ACQUA 5.1.200

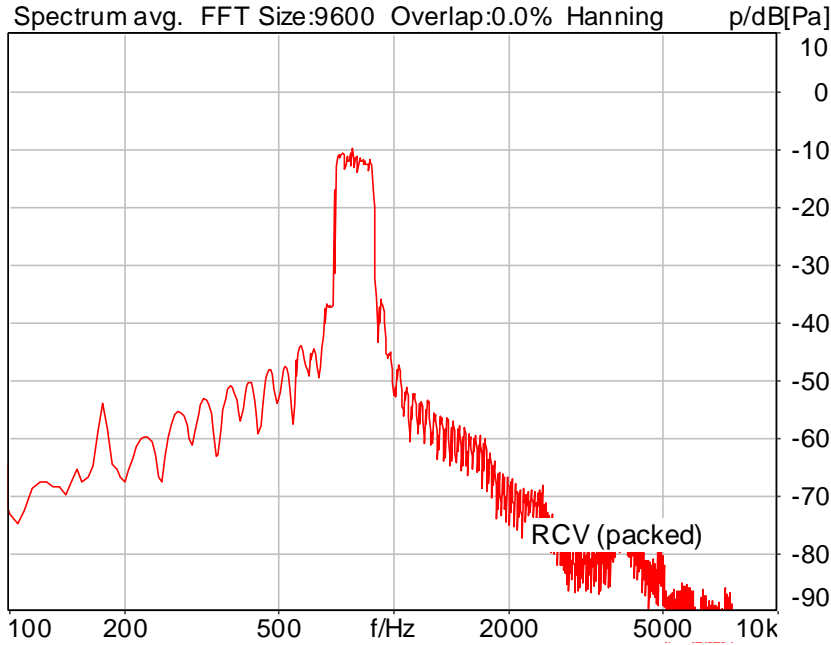
Limits

	lower
Run 1	20.00 dB



### 5.2 RCV Distortion and Noise - 800 Hz WB

TIA-5050 (2018-01) \ Measurements \ Wideband \ 5.2 Receive Distortion and Noise 8N change frequency range



Distortion (Noise) RCV (packed): 30.51 dB (2.98%) Ok

Ok

2023/10/25 下午 02:54 ACQUA 5.1.200

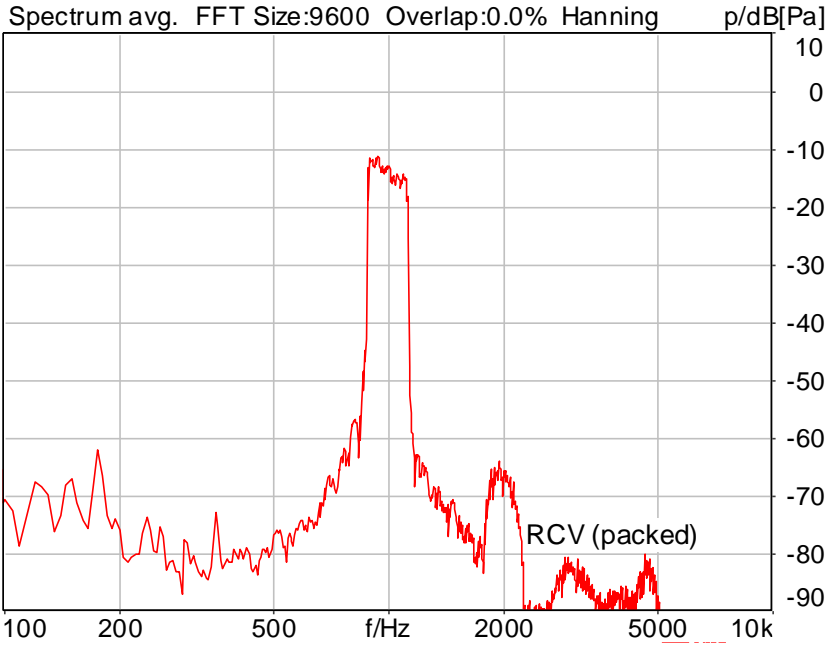
Limits

	lower
Run 1	20.00 dB



### 5.2 RCV Distortion and Noise - 1000 Hz WB

TIA-5050 (2018-01) \ Measurements \ Wideband \ 5.2 Receive Distortion and Noise 8N change frequency range



Distortion (Noise) RCV (packed): 45.68 dB (0.52%) Ok

Ok

2023/10/25 下午 02:55 ACQUA 5.1.200

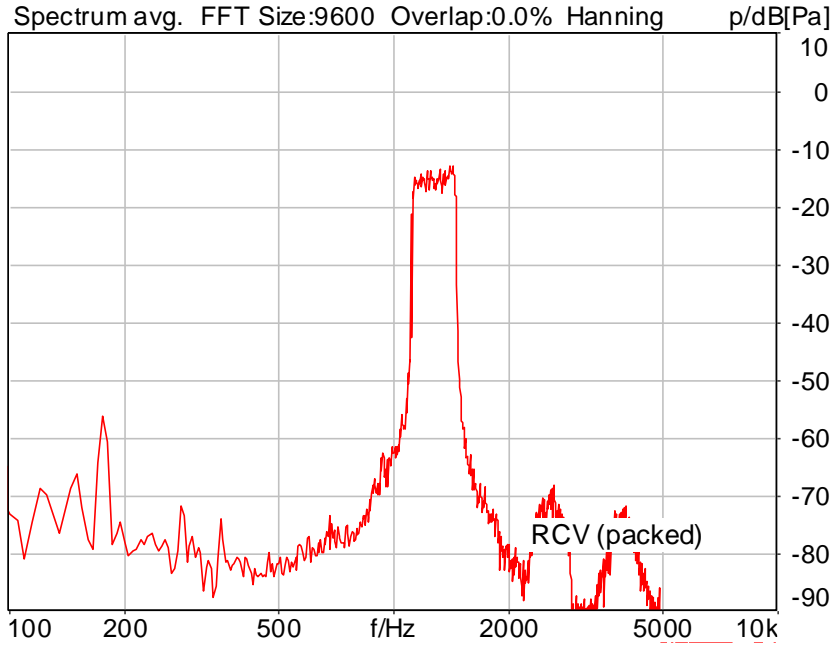
Limits

	lower
Run 1	20.00 dB



### 5.2 RCV Distortion and Noise - 1250 Hz WB

TIA-5050 (2018-01) \ Measurements \ Wideband \ 5.2 Receive Distortion and Noise 8N change frequency range



Distortion (Noise) RCV (packed): 33.73 dB (2.06%) Ok

**Ok**

2023/10/25 下午 02:55 ACQUA 5.1.200

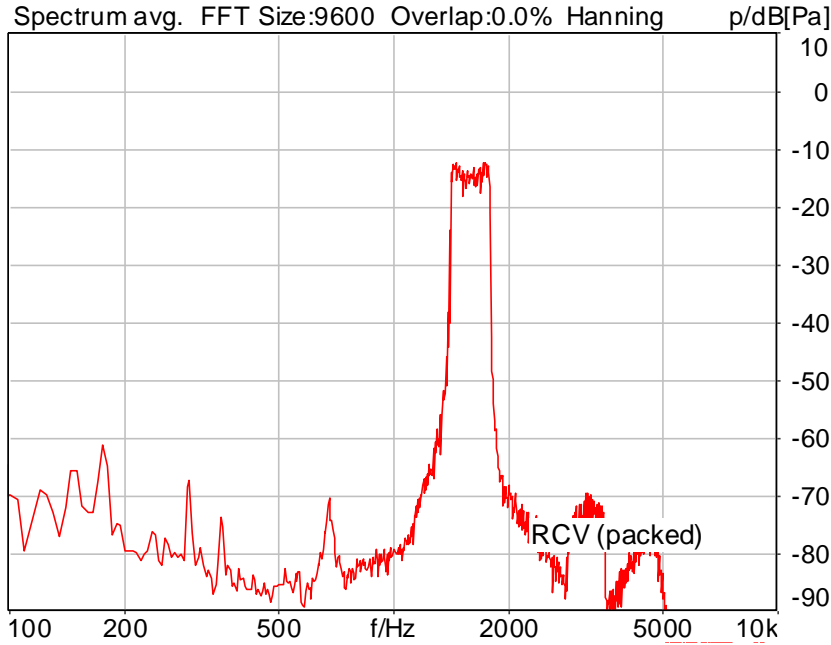
**Limits**

	<b>lower</b>
Run 1	20.00 dB



### 5.2 RCV Distortion and Noise - 1600 Hz WB

TIA-5050 (2018-01) \ Measurements \ Wideband \ 5.2 Receive Distortion and Noise 8N change frequency range



Distortion (Noise) RCV (packed): 44.27 dB (0.61%) Ok

Ok

2023/10/25 下午 02:56 ACQUA 5.1.200

Limits

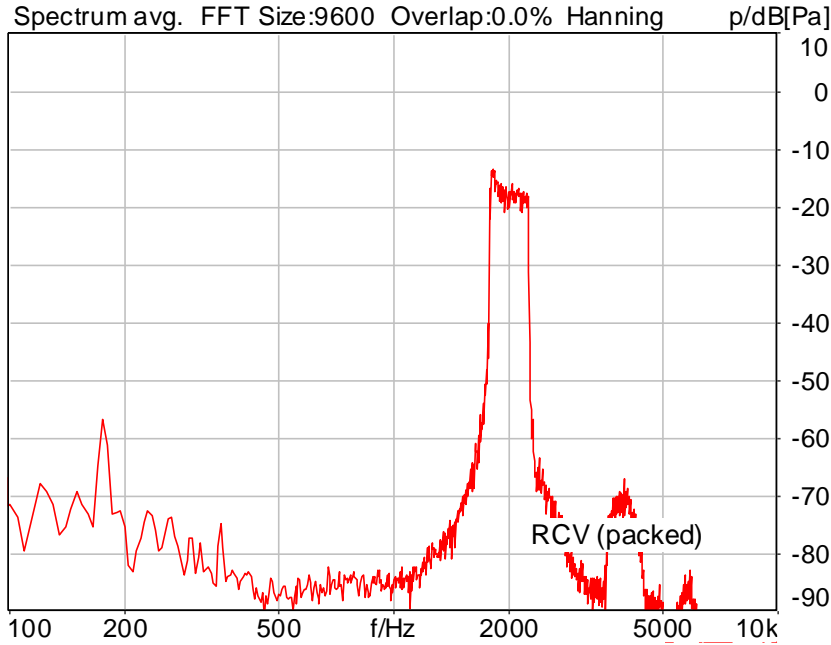
	lower
Run 1	20.00 dB





### 5.2 RCV Distortion and Noise - 2000 Hz WB

TIA-5050 (2018-01) \ Measurements \ Wideband \ 5.2 Receive Distortion and Noise 8N change frequency range



Distortion (Noise) RCV (packed): 41.71 dB (0.82%) Ok

**Ok**

2023/10/25 下午 02:56 ACQUA 5.1.200

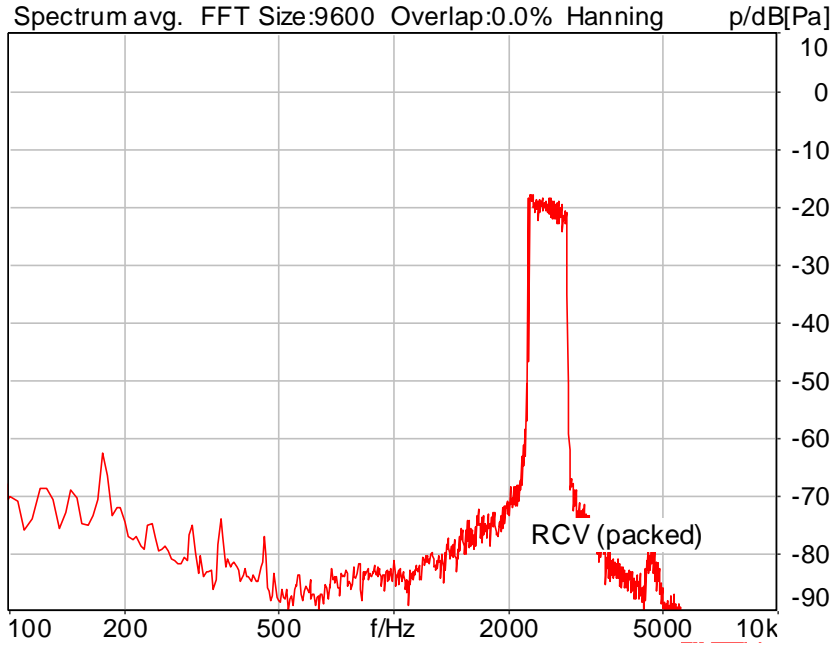
**Limits**

	<b>lower</b>
Run 1	20.00 dB



### 5.2 RCV Distortion and Noise - 2500 Hz WB

TIA-5050 (2018-01) \ Measurements \ Wideband \ 5.2 Receive Distortion and Noise 8N change frequency range



Distortion (Noise) RCV (packed): 45.89 dB (0.51%) Ok

Ok

2023/10/25 下午 02:57 ACQUA 5.1.200

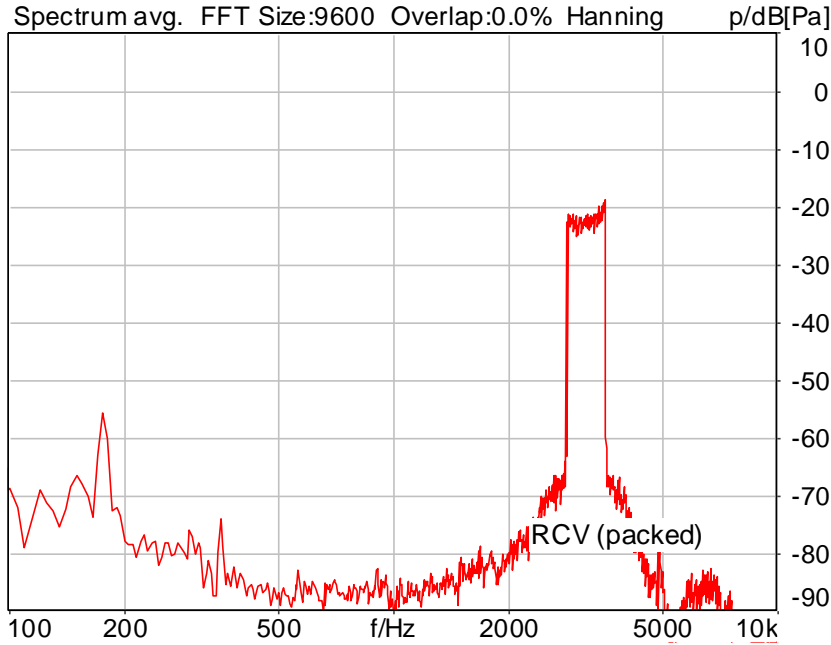
Limits

	lower
Run 1	20.00 dB



### 5.2 RCV Distortion and Noise - 3150 Hz WB

TIA-5050 (2018-01) \ Measurements \ Wideband \ 5.2 Receive Distortion and Noise 8N change frequency range



Distortion (Noise) RCV (packed): 44.24 dB (0.61%) Ok

Ok

2023/10/25 下午 02:57 ACQUA 5.1.200

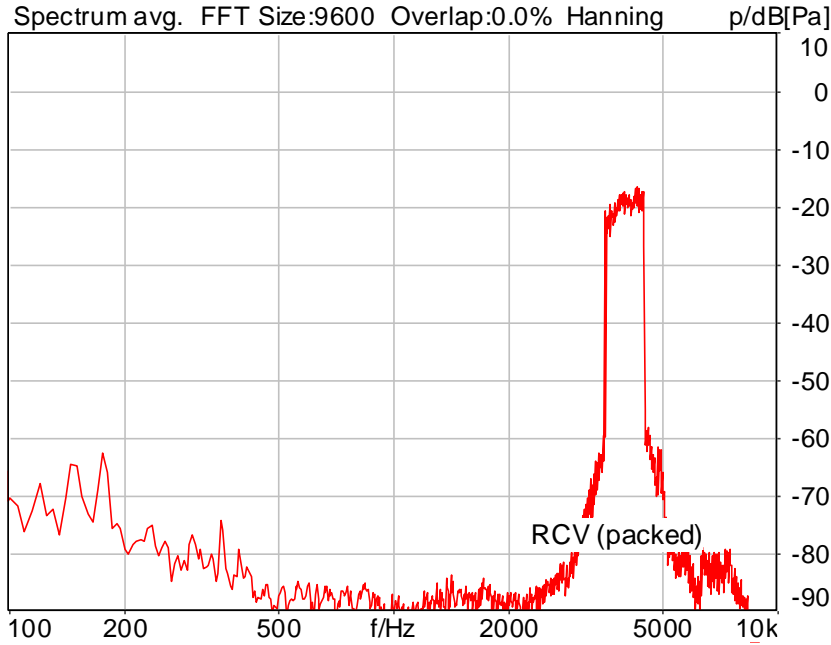
Limits

	lower
Run 1	20.00 dB



### 5.2 RCV Distortion and Noise - 4000 Hz WB

TIA-5050 (2018-01) \ Measurements \ Wideband \ 5.2 Receive Distortion and Noise 8N change frequency range



Distortion (Noise) RCV (packed): 43.60 dB (0.66%) Ok

Ok

2023/10/25 下午 02:58 ACQUA 5.1.200

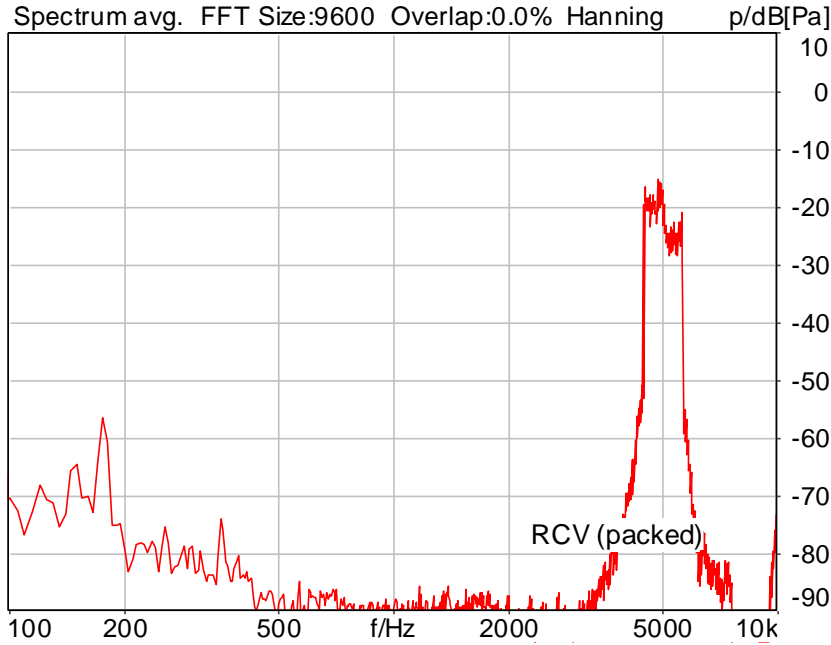
Limits

	lower
Run 1	20.00 dB



### 5.2 RCV Distortion and Noise - 5000 Hz WB

TIA-5050 (2018-01) \ Measurements \ Wideband \ 5.2 Receive Distortion and Noise 8N change frequency range



Distortion (Noise) RCV (packed): 39.84 dB (1.02%) Ok

Ok

2023/10/25 下午 02:58 ACQUA 5.1.200

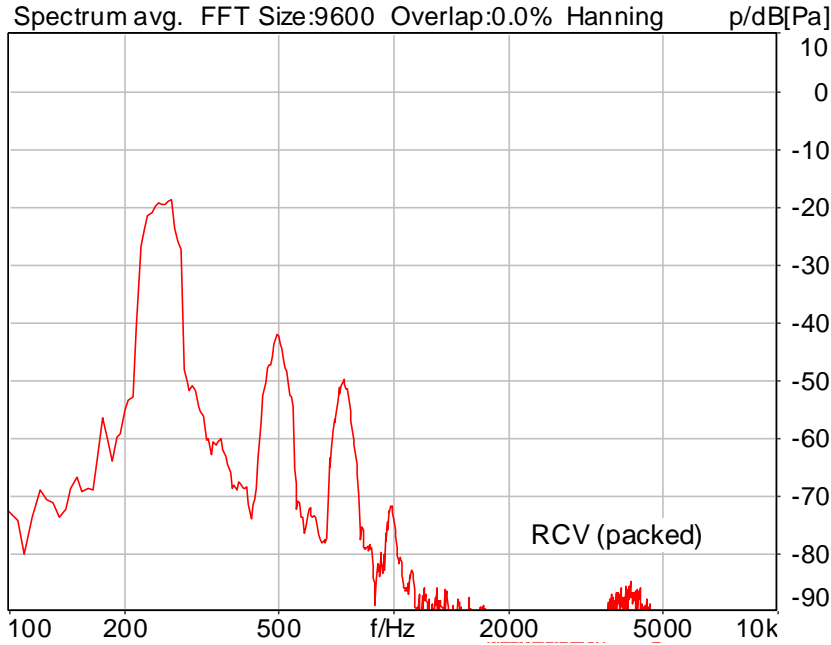
Limits

	lower
Run 1	20.00 dB



### 5.2 RCV Distortion and Noise - 250 Hz WB

TIA-5050 (2018-01) \ Measurements \ Wideband \ 5.2 Receive Distortion and Noise 2N change frequency range



Distortion (Noise) RCV (packed): 25.49 dB (5.31%) Ok

**Ok**

2023/10/25 下午 02:59 ACQUA 5.1.200

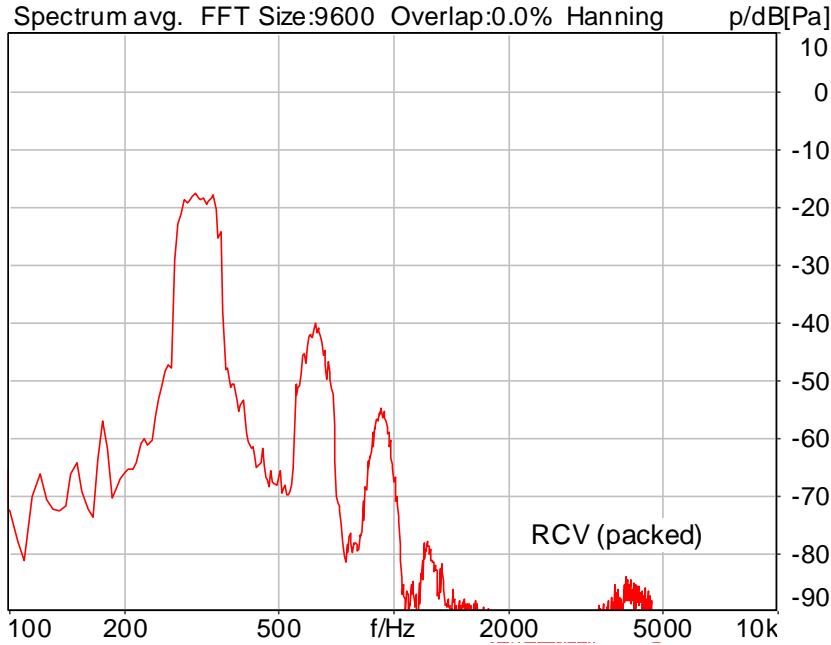
**Limits**

	<b>lower</b>
Run 1	20.00 dB



### 5.2 RCV Distortion and Noise - 315 Hz WB

TIA-5050 (2018-01) \ Measurements \ Wideband \ 5.2 Receive Distortion and Noise 2N change frequency range



Distortion (Noise) RCV (packed): 24.32 dB (6.08%) Ok

Ok

2023/10/25 下午 03:00 ACQUA 5.1.200

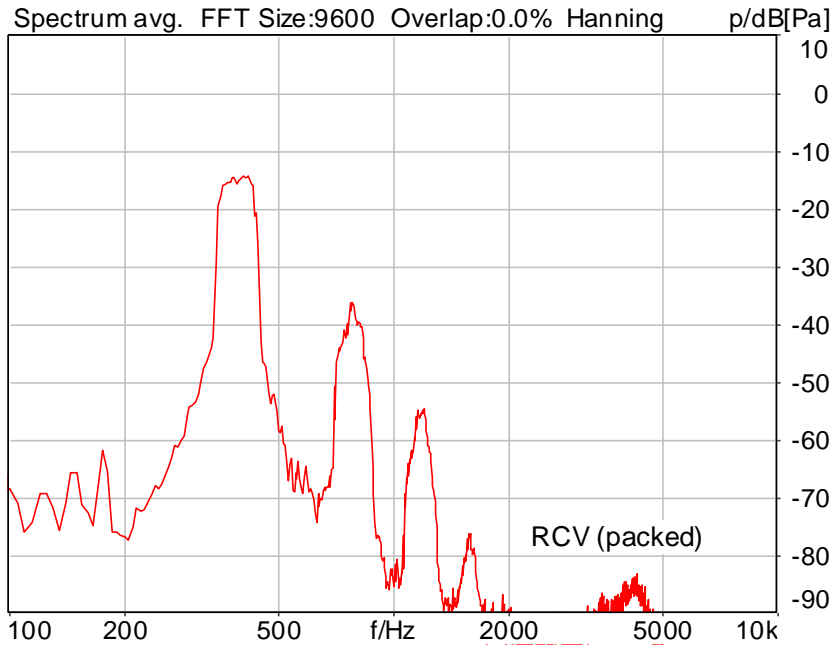
Limits

	lower
Run 1	20.00 dB



### 5.2 RCV Distortion and Noise - 400 Hz WB

TIA-5050 (2018-01) \ Measurements \ Wideband \ 5.2 Receive Distortion and Noise 2N change frequency range



Distortion (Noise) RCV (packed): 23.46 dB (6.72%) Ok

**Ok**

2023/10/25 下午 03:00 ACQUA 5.1.200

**Limits**

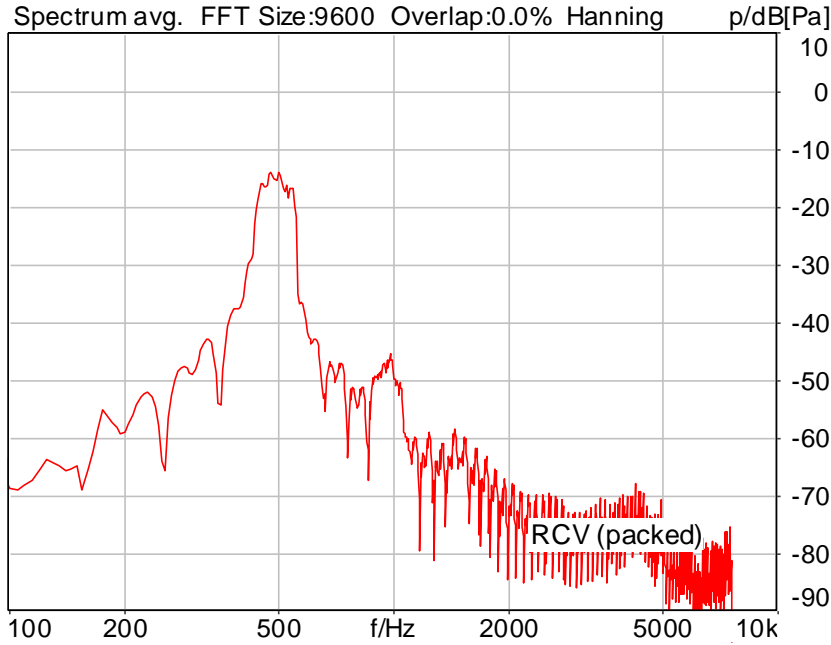
	<b>lower</b>
Run 1	20.00 dB





### 5.2 RCV Distortion and Noise - 500 Hz WB

TIA-5050 (2018-01) \ Measurements \ Wideband \ 5.2 Receive Distortion and Noise 2N change frequency range



Ok

2023/10/25 下午 03:01 ACQUA 5.1.200

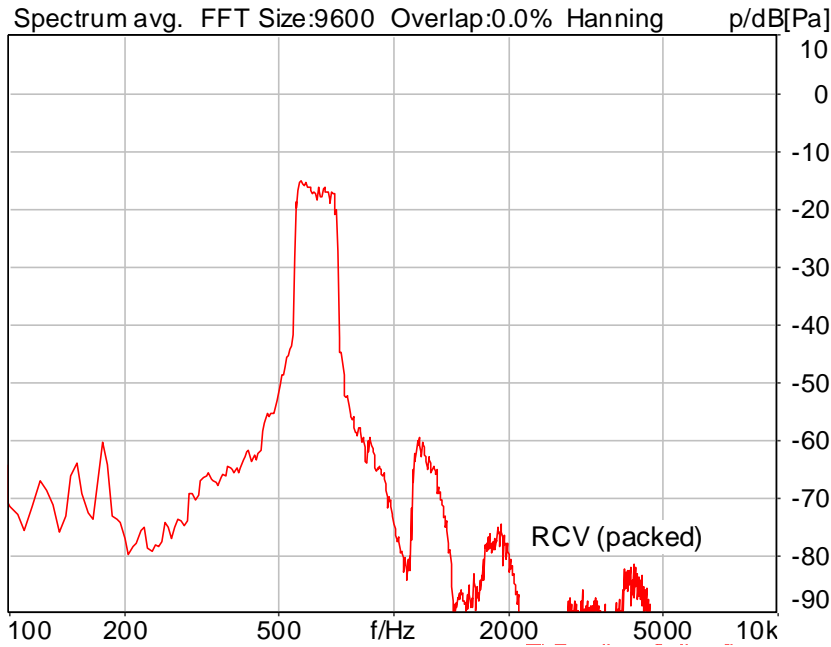
Limits

	lower
Run 1	20.00 dB



### 5.2 RCV Distortion and Noise - 630 Hz WB

TIA-5050 (2018-01) \ Measurements \ Wideband \ 5.2 Receive Distortion and Noise 2N change frequency range



Distortion (Noise) RCV (packed): 37.64 dB (1.31%) Ok

Ok

2023/10/25 下午 03:01 ACQUA 5.1.200

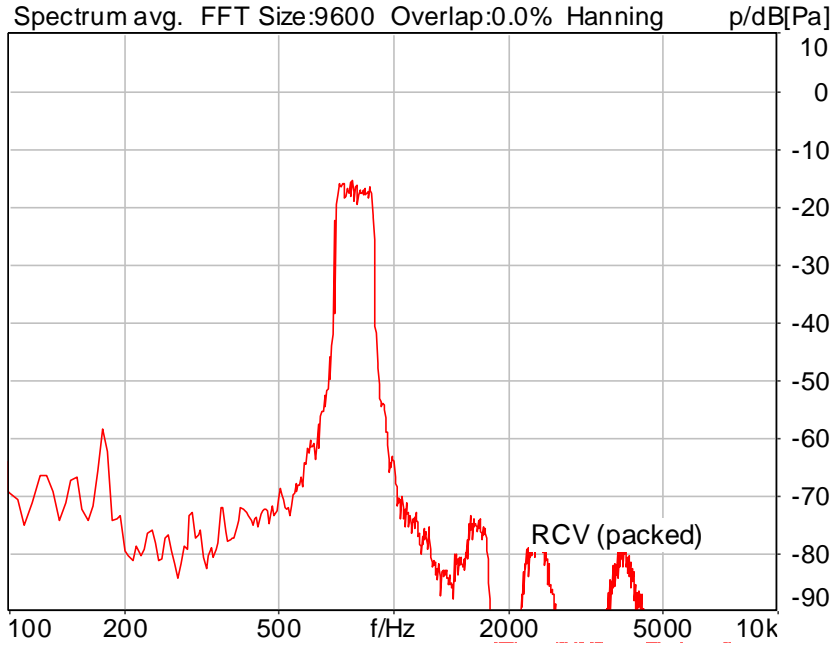
Limits

	lower
Run 1	20.00 dB



### 5.2 RCV Distortion and Noise - 800 Hz WB

TIA-5050 (2018-01) \ Measurements \ Wideband \ 5.2 Receive Distortion and Noise 2N change frequency range



Distortion (Noise) RCV (packed): 41.45 dB (0.85%) Ok

Ok

2023/10/25 下午 03:02 ACQUA 5.1.200

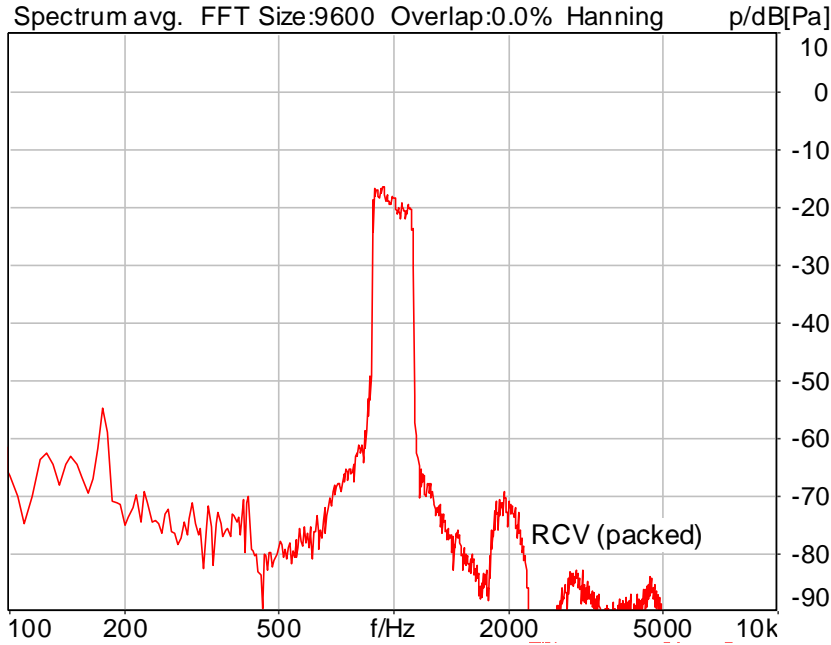
Limits

	lower
Run 1	20.00 dB



### 5.2 RCV Distortion and Noise - 1000 Hz WB

TIA-5050 (2018-01) \ Measurements \ Wideband \ 5.2 Receive Distortion and Noise 2N change frequency range



Distortion (Noise) RCV (packed): 44.06 dB (0.63%) Ok

Ok

2023/10/25 下午 03:02 ACQUA 5.1.200

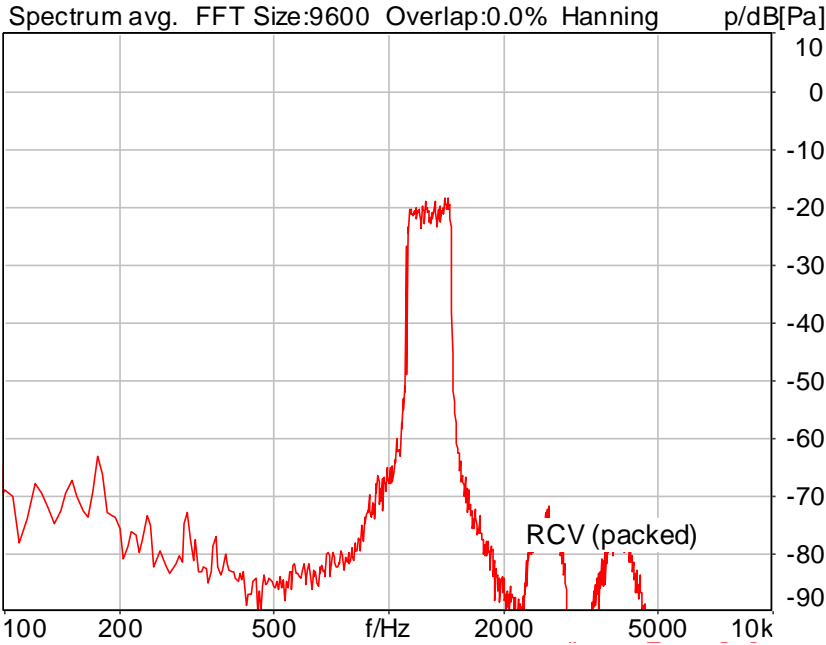
Limits

	lower
Run 1	20.00 dB



### 5.2 RCV Distortion and Noise - 1250 Hz WB

TIA-5050 (2018-01) \ Measurements \ Wideband \ 5.2 Receive Distortion and Noise 2N change frequency range



Distortion (Noise) RCV (packed): 32.73 dB (2.31%) Ok

Ok

2023/10/25 下午 03:03 ACQUA 5.1.200

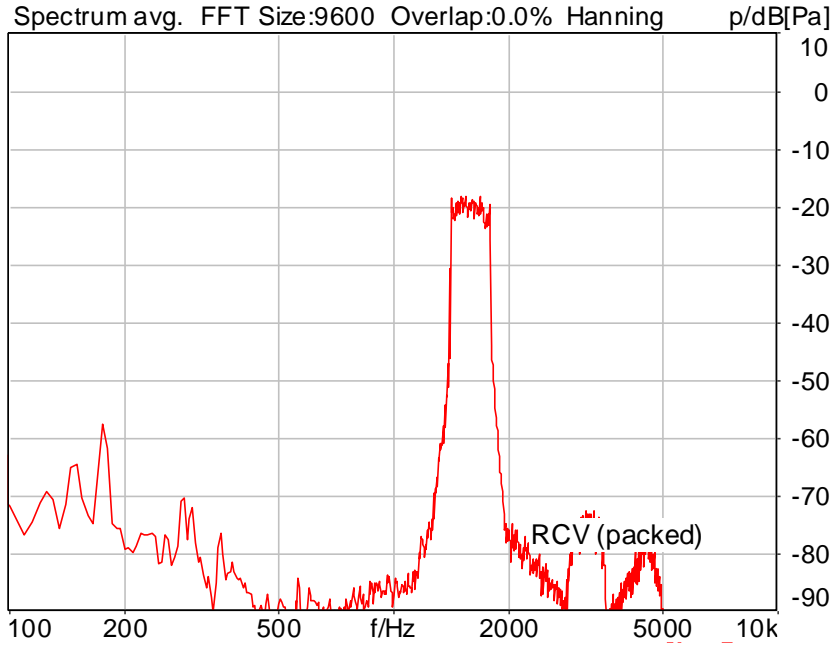
Limits

	lower
Run 1	20.00 dB



### 5.2 RCV Distortion and Noise - 1600 Hz WB

TIA-5050 (2018-01) \ Measurements \ Wideband \ 5.2 Receive Distortion and Noise 2N change frequency range



Distortion (Noise) RCV (packed): 39.93 dB (1.01%) Ok

Ok

2023/10/25 下午 03:03 ACQUA 5.1.200

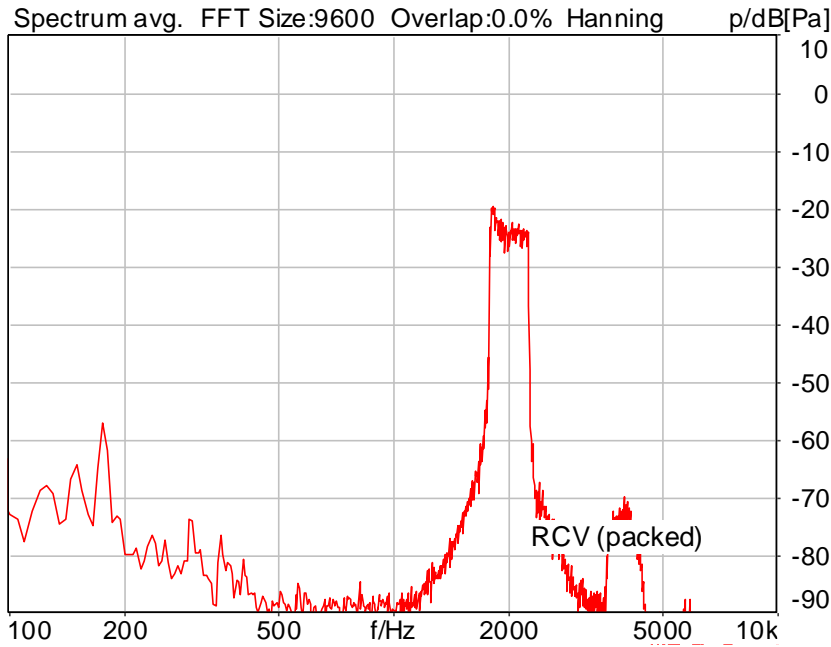
Limits

	lower
Run 1	20.00 dB



### 5.2 RCV Distortion and Noise - 2000 Hz WB

TIA-5050 (2018-01) \ Measurements \ Wideband \ 5.2 Receive Distortion and Noise 2N change frequency range



Distortion (Noise) RCV (packed): 39.67 dB (1.04%) Ok

Ok

2023/10/25 下午 03:04 ACQUA 5.1.200

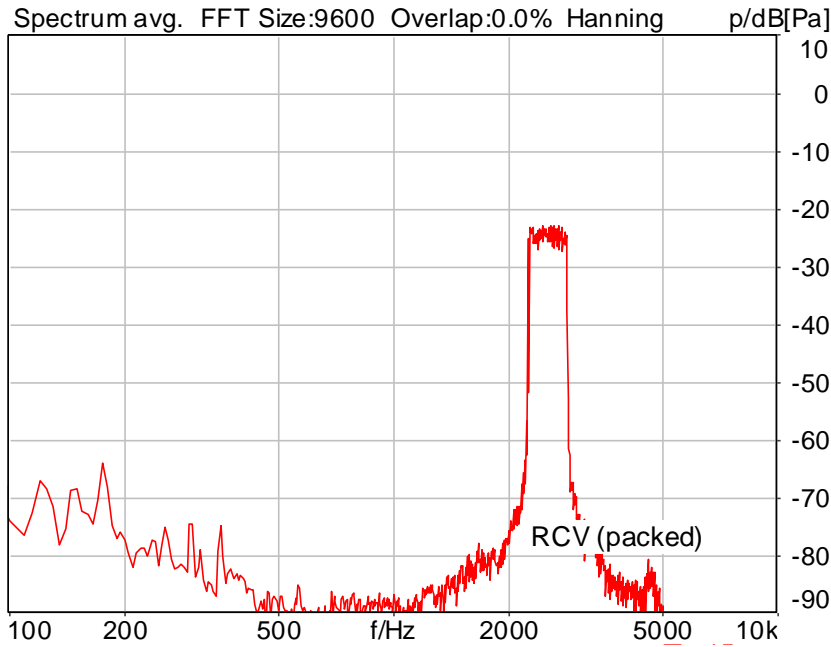
Limits

	lower
Run 1	20.00 dB



### 5.2 RCV Distortion and Noise - 2500 Hz WB

TIA-5050 (2018-01) \ Measurements \ Wideband \ 5.2 Receive Distortion and Noise 2N change frequency range



Distortion (Noise) RCV (packed): 44.32 dB (0.61%) Ok

Ok

2023/10/25 下午 03:04 ACQUA 5.1.200

Limits

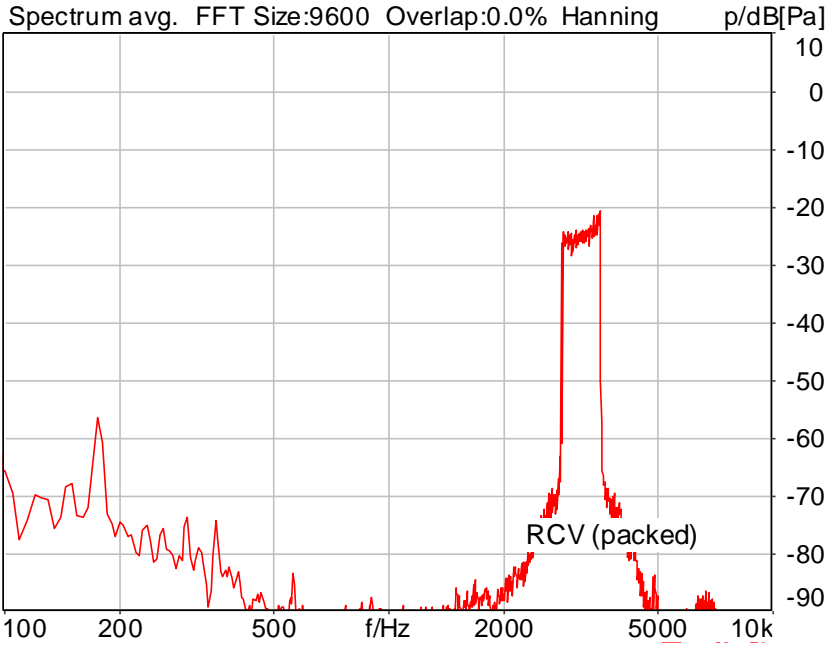
	lower
Run 1	20.00 dB





### 5.2 RCV Distortion and Noise - 3150 Hz WB

TIA-5050 (2018-01) \ Measurements \ Wideband \ 5.2 Receive Distortion and Noise 2N change frequency range



Distortion (Noise) RCV (packed): 44.25 dB (0.61%) Ok

Ok

2023/10/25 下午 03:04 ACQUA 5.1.200

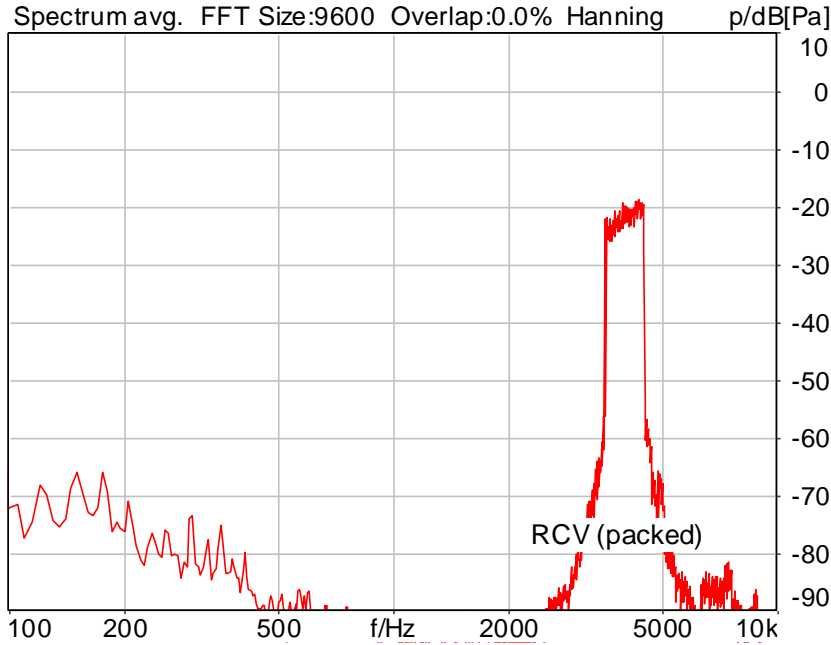
Limits

	lower
Run 1	20.00 dB



### 5.2 RCV Distortion and Noise - 4000 Hz WB

TIA-5050 (2018-01) \ Measurements \ Wideband \ 5.2 Receive Distortion and Noise 2N change frequency range



Distortion (Noise) RCV (packed): 42.41 dB (0.76%) Ok

Ok

2023/10/25 下午 03:05 ACQUA 5.1.200

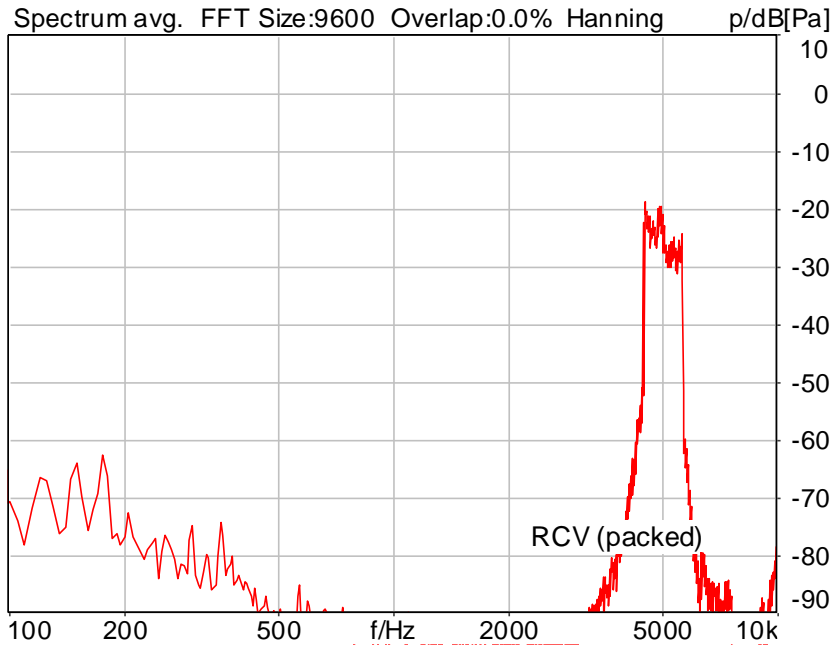
Limits

	lower
Run 1	20.00 dB



### 5.2 RCV Distortion and Noise - 5000 Hz WB

TIA-5050 (2018-01) \ Measurements \ Wideband \ 5.2 Receive Distortion and Noise 2N change frequency range



Distortion (Noise) RCV (packed): 38.10 dB (1.24%) Ok

Ok

2023/10/25 下午 03:05 ACQUA 5.1.200

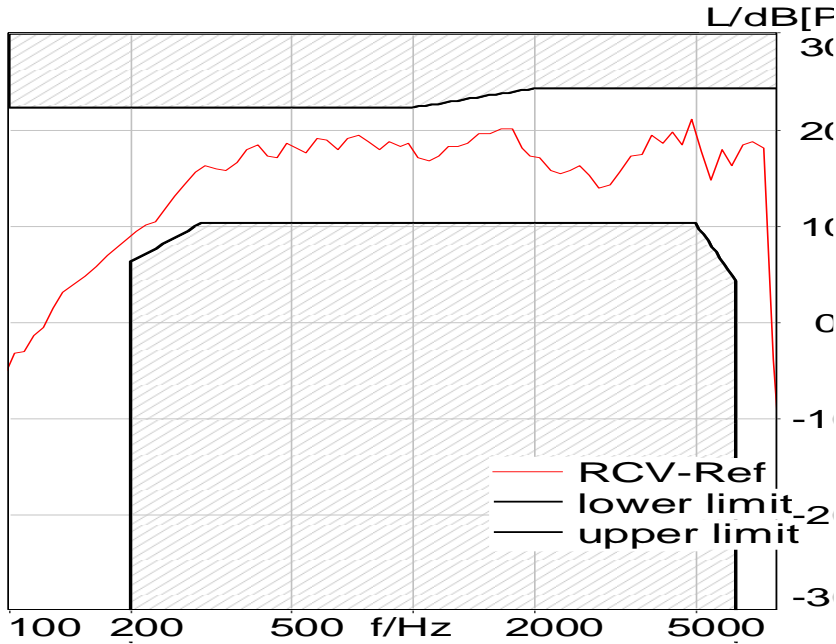
Limits

	lower
Run 1	20.00 dB



### 5.3 Frequency Response 8N FF

TIA-5050 (2018-01) \ Measurements \ Wideband



Absolute minimal distance  
2.89 dB at 731.5 Hz Ok

Ok

2023/10/25 下午 03:06 ACQUA 5.1.200

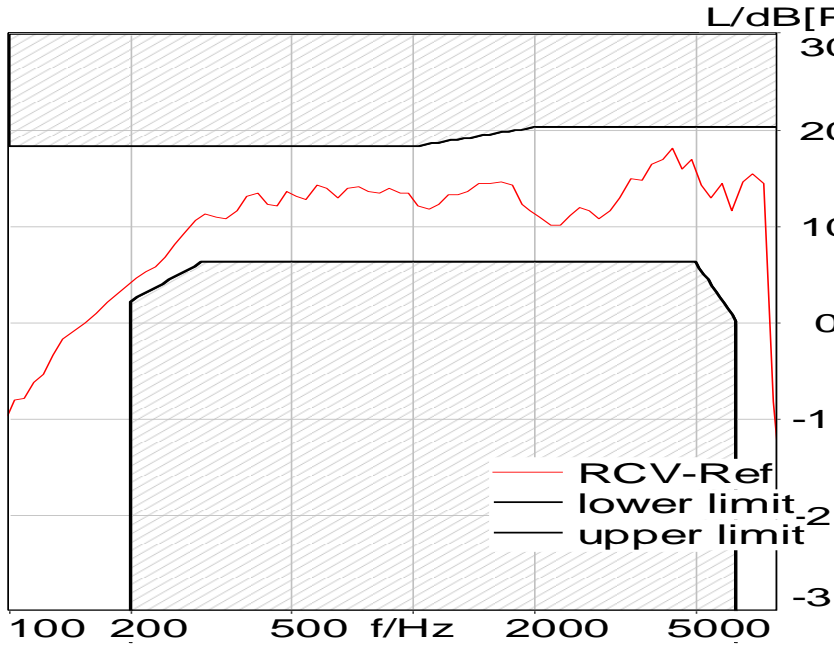
**Limits**

	<b>lower</b>
Run 1	Fit into tolerance



### 5.3 Frequency Response 2N FF

TIA-5050 (2018-01) \ Measurements \ Wideband



Absolute minimal distance  
2.11 dB at 4369.4 Hz Ok

Ok

2023/10/25 下午 03:07 ACQUA 5.1.200

**Limits**

	<b>lower</b>
Run 1	Fit into tolerance



#24 WiFi 5.9GHz EVS WB 24.4Kbps

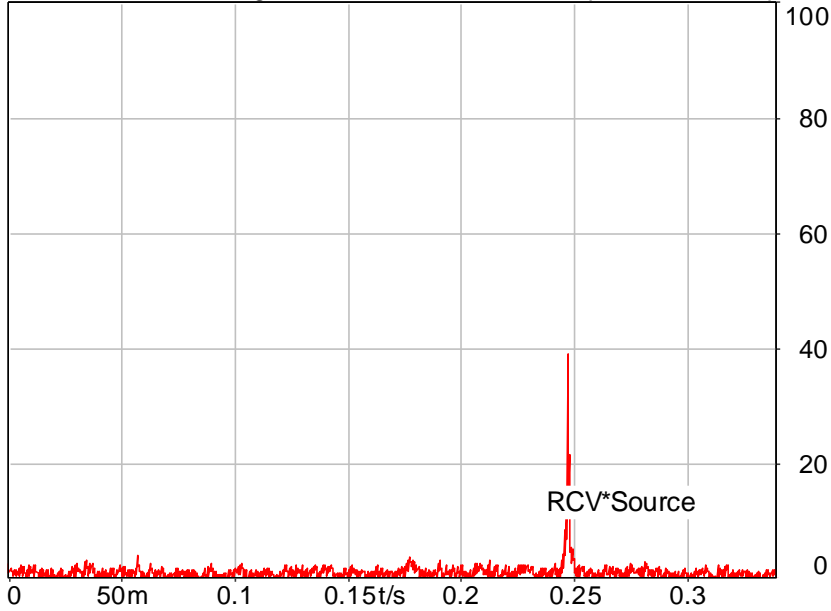
SMD	Status	Single Value Description	Single Value
Overall Receive Delay WB	Done	Delay (Cross) [ms]	247.3
5.1a Receive Volume Control Performance 8N WB	Ok	Speech Level [dB[SPL]]	90.31
5.1b Receive Volume Control Performance 2N WB	Ok	Speech Level [dB[SPL]]	88.06
5.2 RCV Distortion and Noise - 250 Hz WB	Ok	Distortion (Noise) [dB], 0.0 dB	25.58
5.2 RCV Distortion and Noise - 315 Hz WB	Ok	Distortion (Noise) [dB], 0.0 dB	24.28
5.2 RCV Distortion and Noise - 400 Hz WB	Ok	Distortion (Noise) [dB], 0.0 dB	23.44
5.2 RCV Distortion and Noise - 500 Hz WB	Ok	Distortion (Noise) [dB], 0.0 dB	30.54
5.2 RCV Distortion and Noise - 630 Hz WB	Ok	Distortion (Noise) [dB], 0.0 dB	37.65
5.2 RCV Distortion and Noise - 800 Hz WB	Ok	Distortion (Noise) [dB], 0.0 dB	41.84
5.2 RCV Distortion and Noise - 1000 Hz WB	Ok	Distortion (Noise) [dB], 0.0 dB	45.63
5.2 RCV Distortion and Noise - 1250 Hz WB	Ok	Distortion (Noise) [dB], 0.0 dB	32.53
5.2 RCV Distortion and Noise - 1600 Hz WB	Ok	Distortion (Noise) [dB], 0.0 dB	44.87
5.2 RCV Distortion and Noise - 2000 Hz WB	Ok	Distortion (Noise) [dB], 0.0 dB	42.19
5.2 RCV Distortion and Noise - 2500 Hz WB	Ok	Distortion (Noise) [dB], 0.0 dB	46.17
5.2 RCV Distortion and Noise - 3150 Hz WB	Ok	Distortion (Noise) [dB], 0.0 dB	44.36
5.2 RCV Distortion and Noise - 4000 Hz WB	Ok	Distortion (Noise) [dB], 0.0 dB	43.73
5.2 RCV Distortion and Noise - 5000 Hz WB	Ok	Distortion (Noise) [dB], 0.0 dB	40.12
5.2 RCV Distortion and Noise - 250 Hz WB	Ok	Distortion (Noise) [dB], 0.0 dB	21.49
5.2 RCV Distortion and Noise - 315 Hz WB	Ok	Distortion (Noise) [dB], 0.0 dB	22.67
5.2 RCV Distortion and Noise - 400 Hz WB	Ok	Distortion (Noise) [dB], 0.0 dB	23.64
5.2 RCV Distortion and Noise - 500 Hz WB	Ok	Distortion (Noise) [dB], 0.0 dB	30.68
5.2 RCV Distortion and Noise - 630 Hz WB	Ok	Distortion (Noise) [dB], 0.0 dB	33.81
5.2 RCV Distortion and Noise - 800 Hz WB	Ok	Distortion (Noise) [dB], 0.0 dB	41.77
5.2 RCV Distortion and Noise - 1000 Hz WB	Ok	Distortion (Noise) [dB], 0.0 dB	45.57
5.2 RCV Distortion and Noise - 1250 Hz WB	Ok	Distortion (Noise) [dB], 0.0 dB	33.44
5.2 RCV Distortion and Noise - 1600 Hz WB	Ok	Distortion (Noise) [dB], 0.0 dB	36.79
5.2 RCV Distortion and Noise - 2000 Hz WB	Ok	Distortion (Noise) [dB], 0.0 dB	40.89
5.2 RCV Distortion and Noise - 2500 Hz WB	Ok	Distortion (Noise) [dB], 0.0 dB	25.22
5.2 RCV Distortion and Noise - 3150 Hz WB	Ok	Distortion (Noise) [dB], 0.0 dB	39.66
5.2 RCV Distortion and Noise - 4000 Hz WB	Ok	Distortion (Noise) [dB], 0.0 dB	25.60
5.2 RCV Distortion and Noise - 5000 Hz WB	Ok	Distortion (Noise) [dB], 0.0 dB	38.78
5.3 Frequency Response 8N FF	Ok	Min. dist. to tolerance scheme [dB], 205.7 Hz	2.96
5.3 Frequency Response 2N FF	Ok	Min. dist. to tolerance scheme [dB], 4369.4 Hz	2.06



### Overall Receive Delay WB

TIA-5050 (2018-01) \ Measurements \ Wideband \ Preparation - Delay measurement

Cross correlation avg. FFT Size:131072 Overlap:0.0% Envelop %



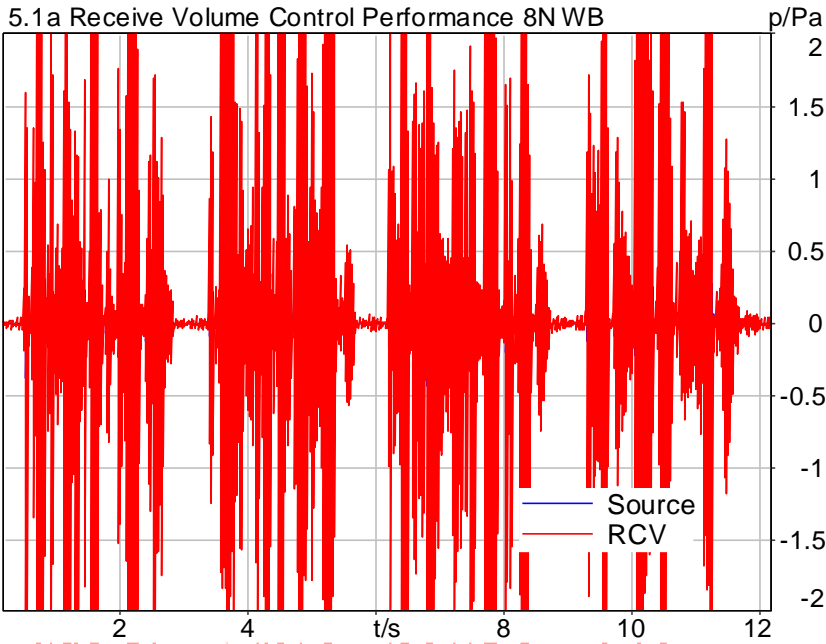
Delay (Cross): 247.3 ms

2023/10/25 下午 03:14 ACQUA 5.1.200



### 5.1a Receive Volume Control Performance 8N WB

TIA-5050 (2018-01) \ Measurements \ Wideband



Speech Level RCV: 90.31 dB[SPL], Act.: 57.15% Ok

Ok

2023/10/25 下午 03:15 ACQUA 5.1.200

**Limits**

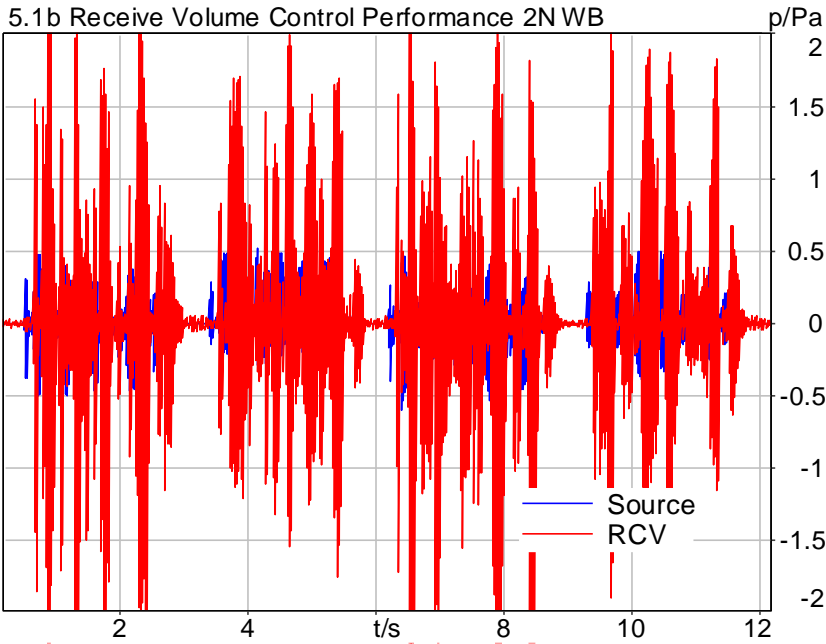
	lower
Run 1	88.00 dB20uPa





### 5.1b Receive Volume Control Performance 2N WB

TIA-5050 (2018-01) \ Measurements \ Wideband



Speech Level RCV: 88.06 dB[SPL], Act.: 30.44% Ok

Ok

2023/10/25 下午 03:16 ACQUA 5.1.200

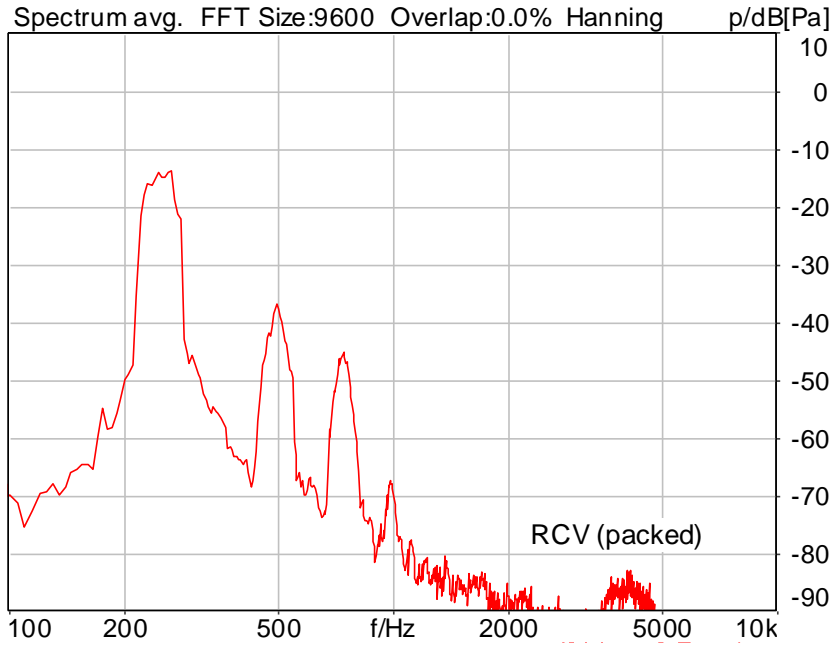
**Limits**

	lower
Run 1	76.00 dB20uPa



### 5.2 RCV Distortion and Noise - 250 Hz WB

TIA-5050 (2018-01) \ Measurements \ Wideband \ 5.2 Receive Distortion and Noise 8N change frequency range



Distortion (Noise) RCV (packed): 25.58 dB (5.26%) Ok

Ok

2023/10/25 下午 03:16 ACQUA 5.1.200

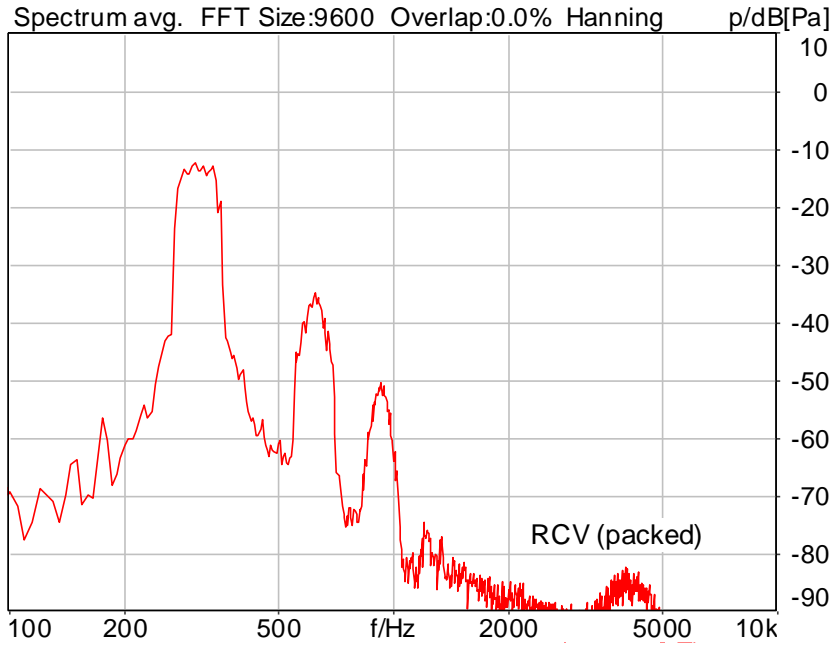
Limits

	lower
Run 1	20.00 dB



### 5.2 RCV Distortion and Noise - 315 Hz WB

TIA-5050 (2018-01) \ Measurements \ Wideband \ 5.2 Receive Distortion and Noise 8N change frequency range



Distortion (Noise) RCV (packed): 24.28 dB (6.11%) Ok

Ok

2023/10/25 下午 03:17 ACQUA 5.1.200

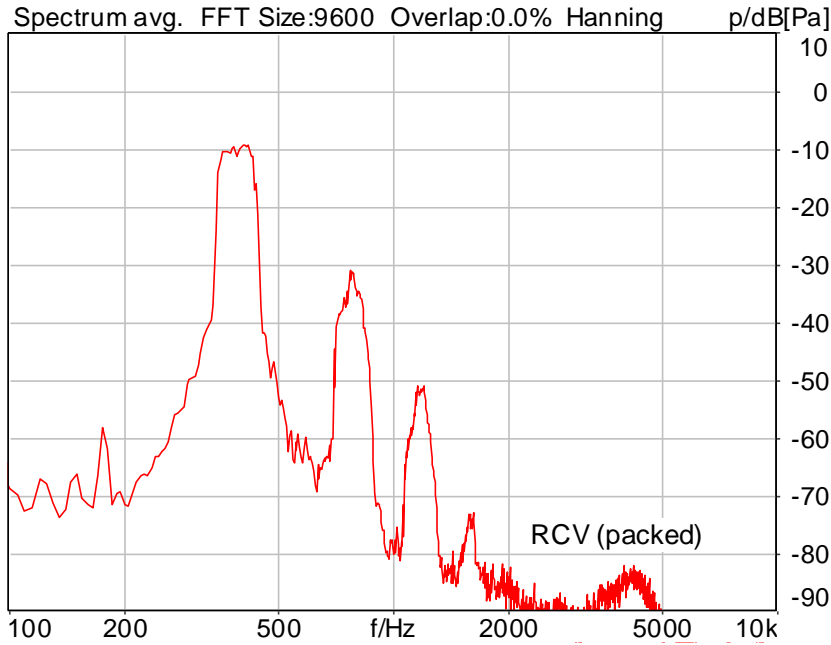
Limits

	lower
Run 1	20.00 dB



### 5.2 RCV Distortion and Noise - 400 Hz WB

TIA-5050 (2018-01) \ Measurements \ Wideband \ 5.2 Receive Distortion and Noise 8N change frequency range



Distortion (Noise) RCV (packed): 23.44 dB (6.73%) Ok

Ok

2023/10/25 下午 03:17 ACQUA 5.1.200

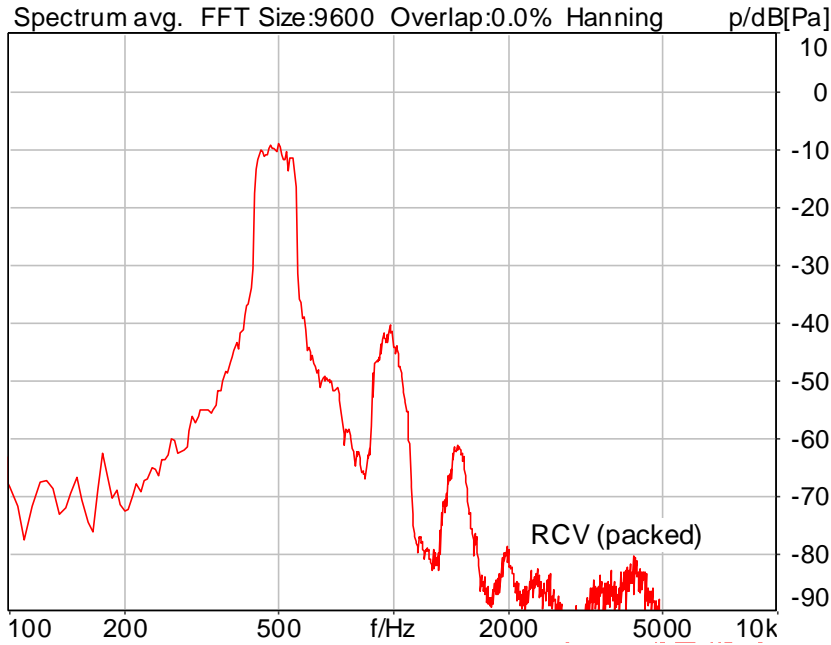
Limits

	lower
Run 1	20.00 dB



### 5.2 RCV Distortion and Noise - 500 Hz WB

TIA-5050 (2018-01) \ Measurements \ Wideband \ 5.2 Receive Distortion and Noise 8N change frequency range



Distortion (Noise) RCV (packed): 30.54 dB (2.97%) Ok

Ok

2023/10/25 下午 03:18 ACQUA 5.1.200

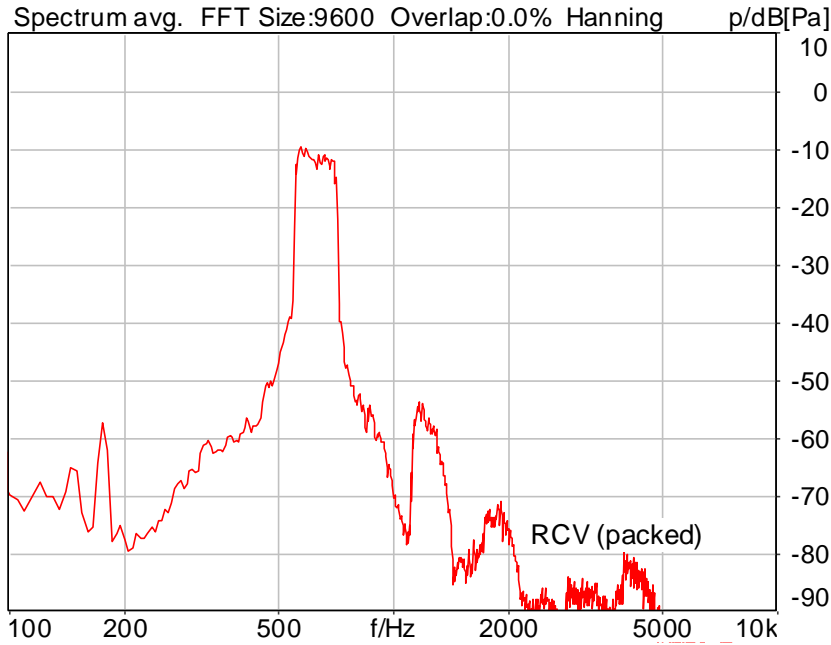
Limits

	lower
Run 1	20.00 dB



### 5.2 RCV Distortion and Noise - 630 Hz WB

TIA-5050 (2018-01) \ Measurements \ Wideband \ 5.2 Receive Distortion and Noise 8N change frequency range



Distortion (Noise) RCV (packed): 37.65 dB (1.31%) Ok

Ok

2023/10/25 下午 03:18 ACQUA 5.1.200

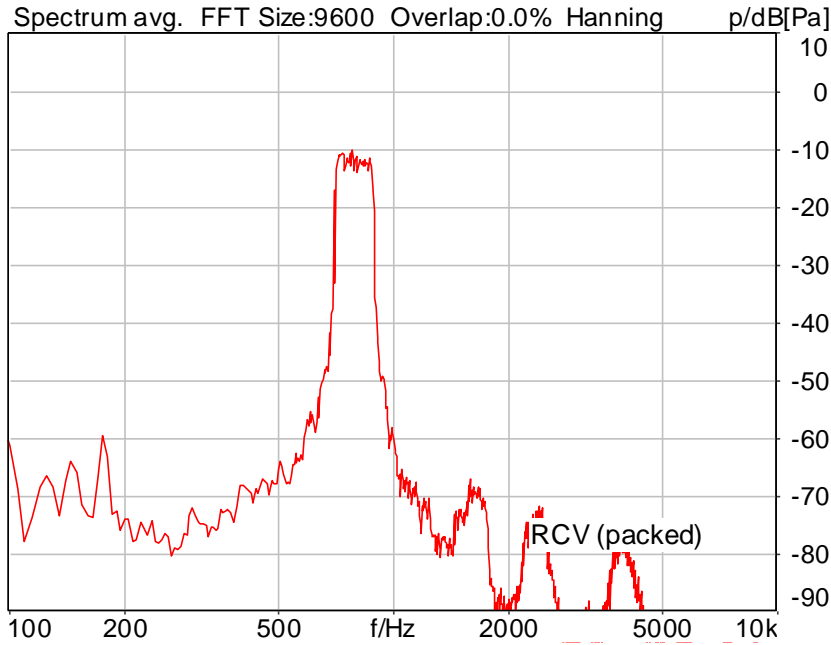
Limits

	lower
Run 1	20.00 dB



### 5.2 RCV Distortion and Noise - 800 Hz WB

TIA-5050 (2018-01) \ Measurements \ Wideband \ 5.2 Receive Distortion and Noise 8N change frequency range



Distortion (Noise) RCV (packed): 41.84 dB (0.81%) Ok

Ok

2023/10/25 下午 03:19 ACQUA 5.1.200

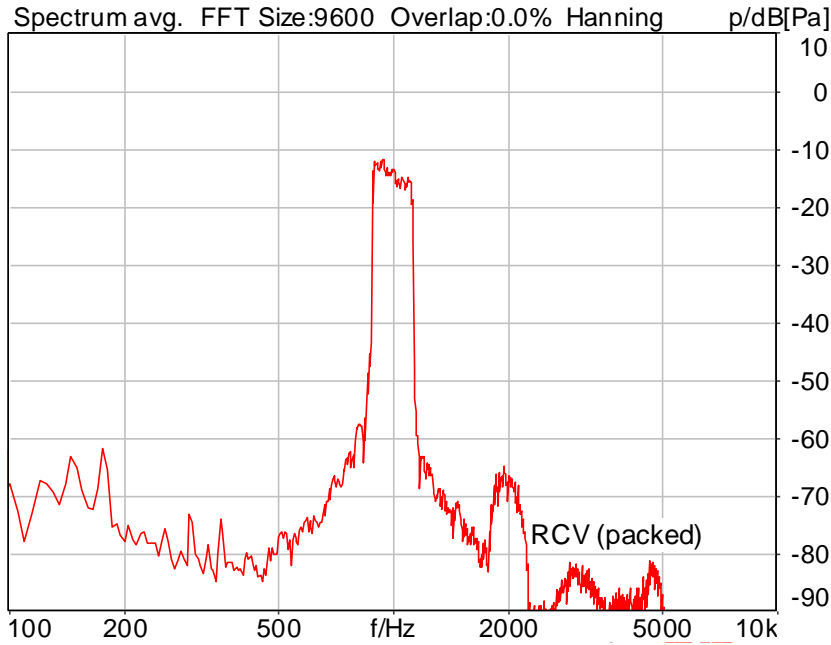
Limits

	lower
Run 1	20.00 dB



### 5.2 RCV Distortion and Noise - 1000 Hz WB

TIA-5050 (2018-01) \ Measurements \ Wideband \ 5.2 Receive Distortion and Noise 8N change frequency range



Distortion (Noise) RCV (packed): 45.63 dB (0.52%) Ok

Ok

2023/10/25 下午 03:19 ACQUA 5.1.200

Limits

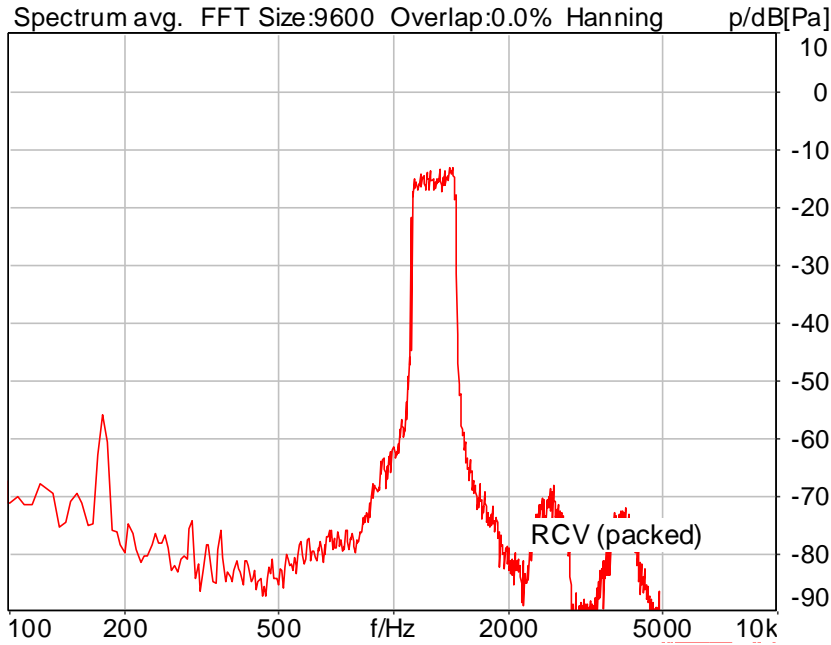
	lower
Run 1	20.00 dB





### 5.2 RCV Distortion and Noise - 1250 Hz WB

TIA-5050 (2018-01) \ Measurements \ Wideband \ 5.2 Receive Distortion and Noise 8N change frequency range



Distortion (Noise) RCV (packed): 32.53 dB (2.36%) Ok

Ok

2023/10/25 下午 03:20 ACQUA 5.1.200

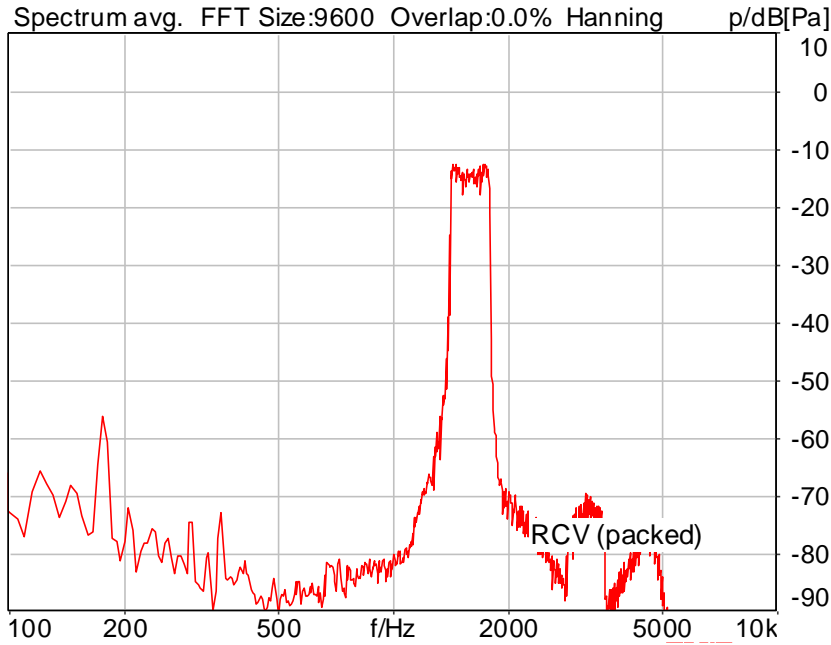
Limits

	lower
Run 1	20.00 dB



### 5.2 RCV Distortion and Noise - 1600 Hz WB

TIA-5050 (2018-01) \ Measurements \ Wideband \ 5.2 Receive Distortion and Noise 8N change frequency range



Distortion (Noise) RCV (packed): 44.87 dB (0.57%) Ok

Ok

2023/10/25 下午 03:20 ACQUA 5.1.200

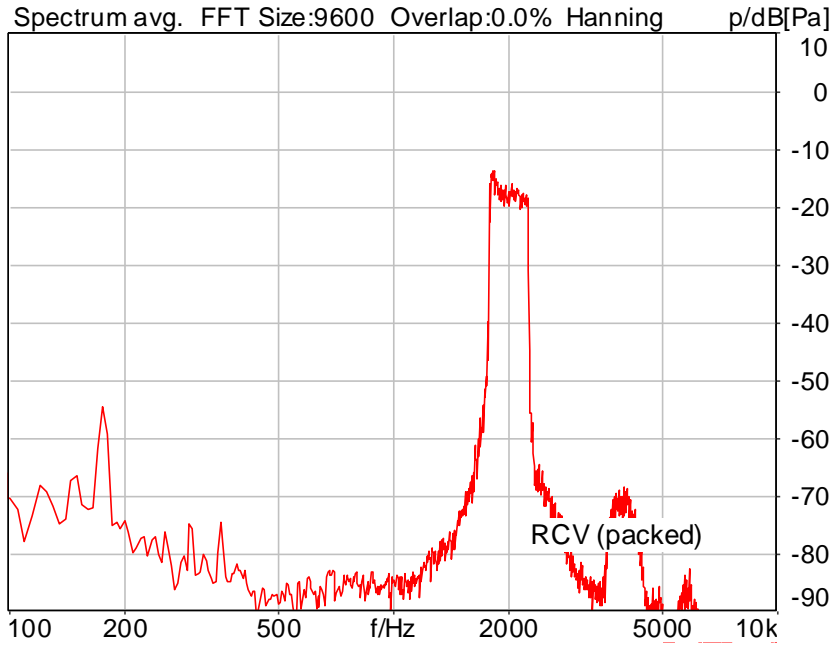
Limits

	lower
Run 1	20.00 dB



### 5.2 RCV Distortion and Noise - 2000 Hz WB

TIA-5050 (2018-01) \ Measurements \ Wideband \ 5.2 Receive Distortion and Noise 8N change frequency range



Distortion (Noise) RCV (packed): 42.19 dB (0.78%) Ok

Ok

2023/10/25 下午 03:21 ACQUA 5.1.200

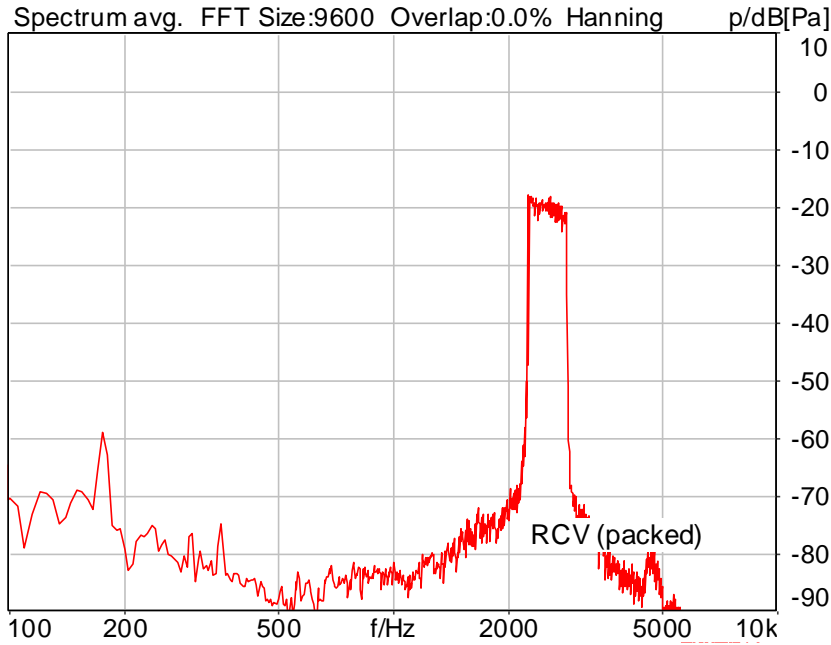
Limits

	lower
Run 1	20.00 dB



### 5.2 RCV Distortion and Noise - 2500 Hz WB

TIA-5050 (2018-01) \ Measurements \ Wideband \ 5.2 Receive Distortion and Noise 8N change frequency range



Distortion (Noise) RCV (packed): 46.17 dB (0.49%) Ok

Ok

2023/10/25 下午 03:21 ACQUA 5.1.200

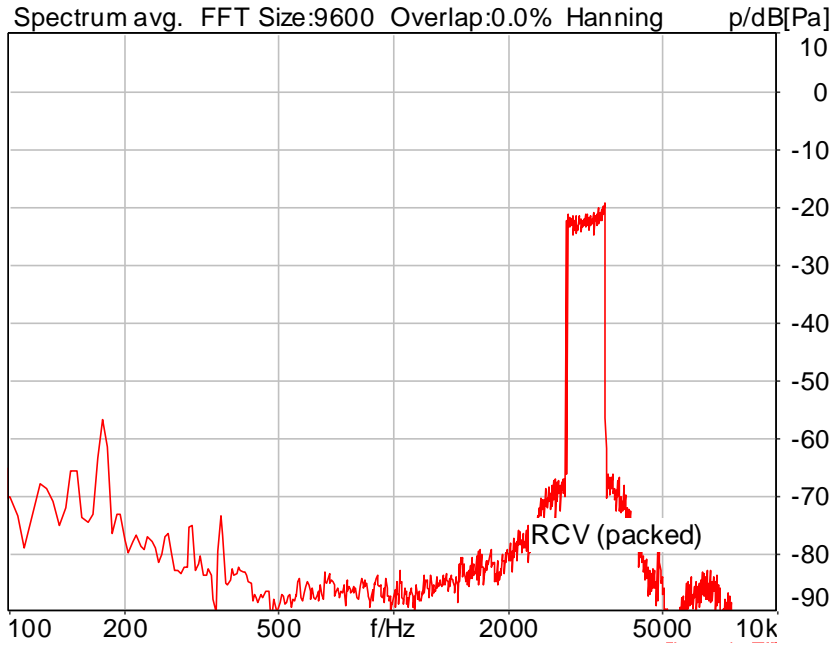
Limits

	lower
Run 1	20.00 dB



### 5.2 RCV Distortion and Noise - 3150 Hz WB

TIA-5050 (2018-01) \ Measurements \ Wideband \ 5.2 Receive Distortion and Noise 8N change frequency range



Distortion (Noise) RCV (packed): 44.36 dB (0.61%) Ok

Ok

2023/10/25 下午 03:22 ACQUA 5.1.200

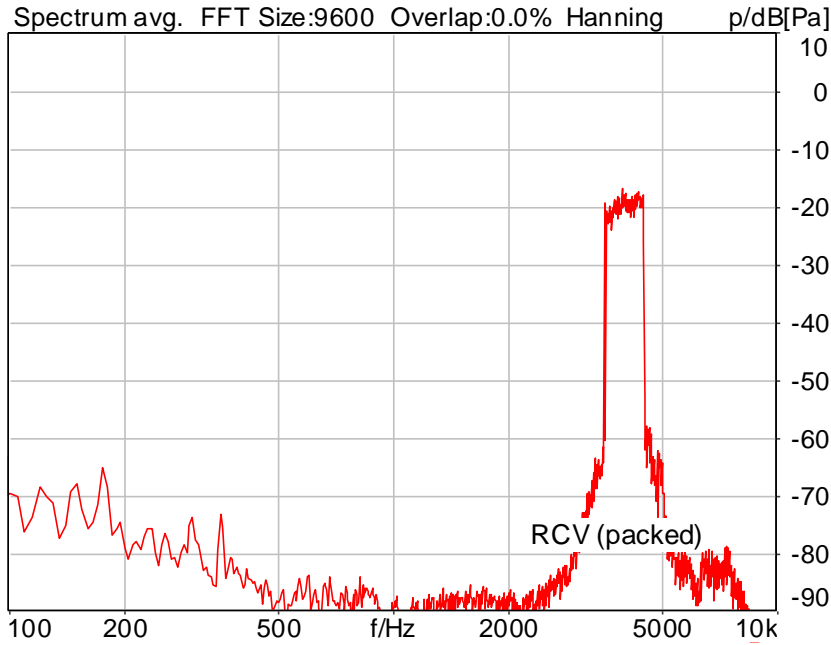
Limits

	lower
Run 1	20.00 dB



### 5.2 RCV Distortion and Noise - 4000 Hz WB

TIA-5050 (2018-01) \ Measurements \ Wideband \ 5.2 Receive Distortion and Noise 8N change frequency range



Distortion (Noise) RCV (packed): 43.73 dB (0.65%) Ok

Ok

2023/10/25 下午 03:22 ACQUA 5.1.200

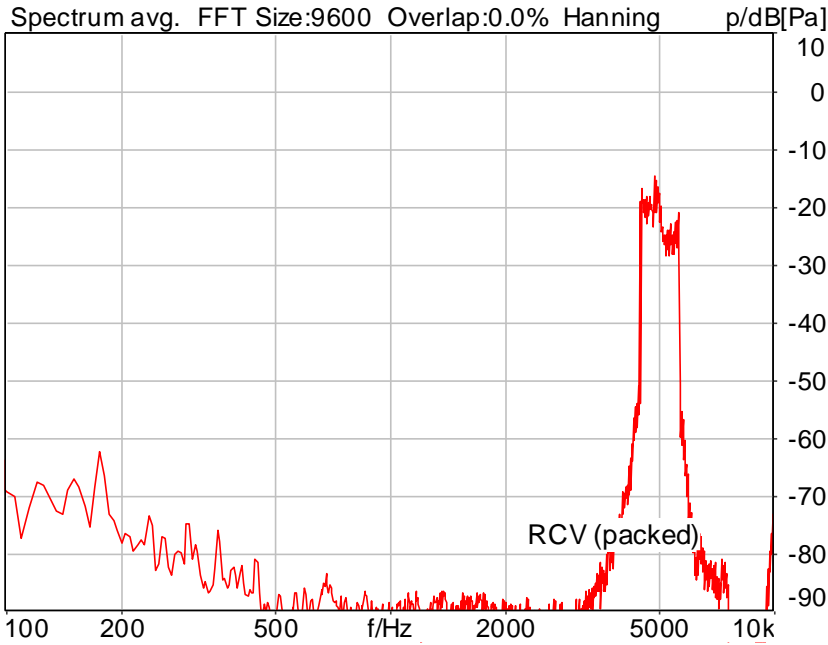
Limits

	lower
Run 1	20.00 dB



### 5.2 RCV Distortion and Noise - 5000 Hz WB

TIA-5050 (2018-01) \ Measurements \ Wideband \ 5.2 Receive Distortion and Noise 8N change frequency range



Distortion (Noise) RCV (packed): 40.12 dB (0.99%) Ok

Ok

2023/10/25 下午 03:23 ACQUA 5.1.200

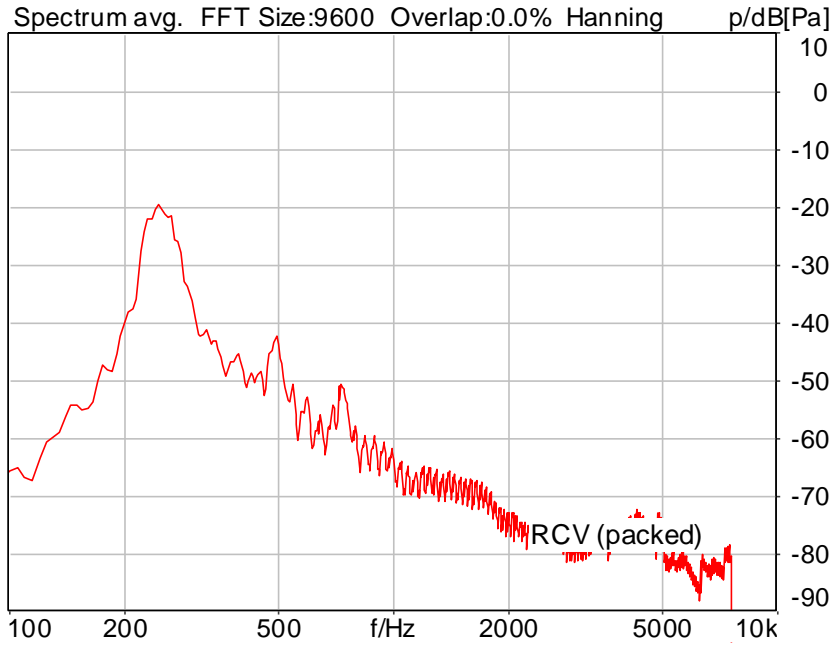
Limits

	lower
Run 1	20.00 dB



### 5.2 RCV Distortion and Noise - 250 Hz WB

TIA-5050 (2018-01) \ Measurements \ Wideband \ 5.2 Receive Distortion and Noise 2N change frequency range



Ok

2023/10/25 下午 03:23 ACQUA 5.1.200

Limits

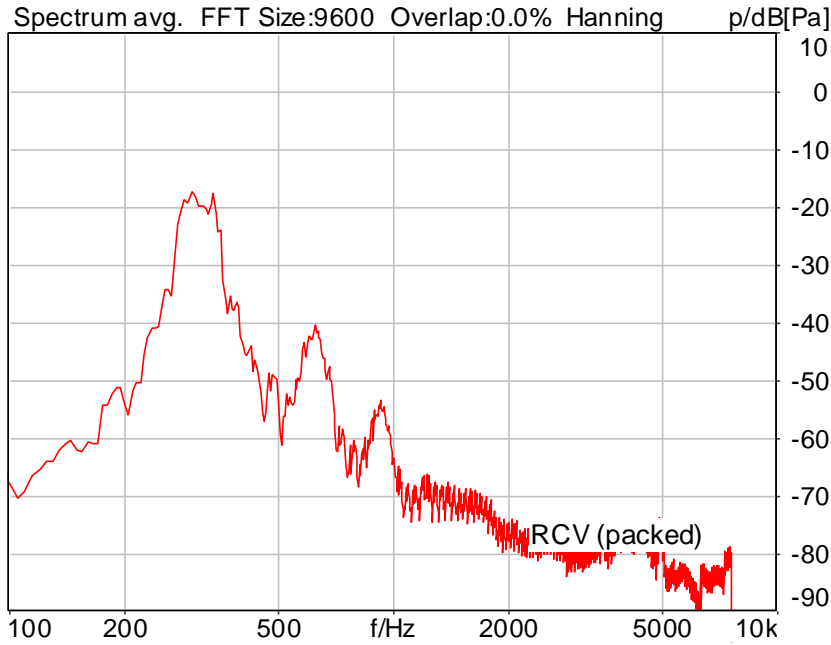
	lower
Run 1	20.00 dB





### 5.2 RCV Distortion and Noise - 315 Hz WB

TIA-5050 (2018-01) \ Measurements \ Wideband \ 5.2 Receive Distortion and Noise 2N change frequency range



Distortion (Noise) RCV (packed): 22.67 dB (7.36%) Ok

Ok

2023/10/25 下午 03:24 ACQUA 5.1.200

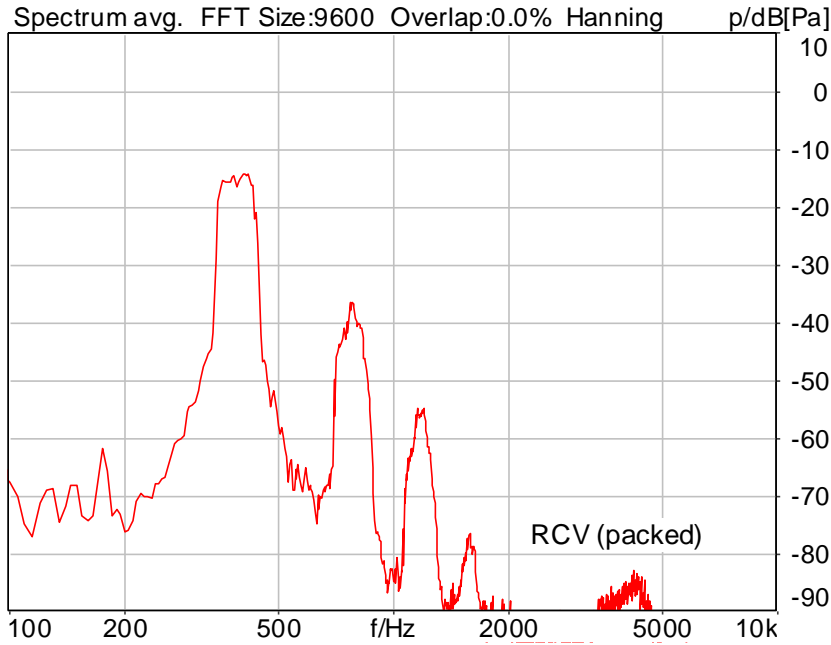
Limits

	lower
Run 1	20.00 dB



### 5.2 RCV Distortion and Noise - 400 Hz WB

TIA-5050 (2018-01) \ Measurements \ Wideband \ 5.2 Receive Distortion and Noise 2N change frequency range



Distortion (Noise) RCV (packed): 23.64 dB (6.57%) Ok

Ok

2023/10/25 下午 03:24 ACQUA 5.1.200

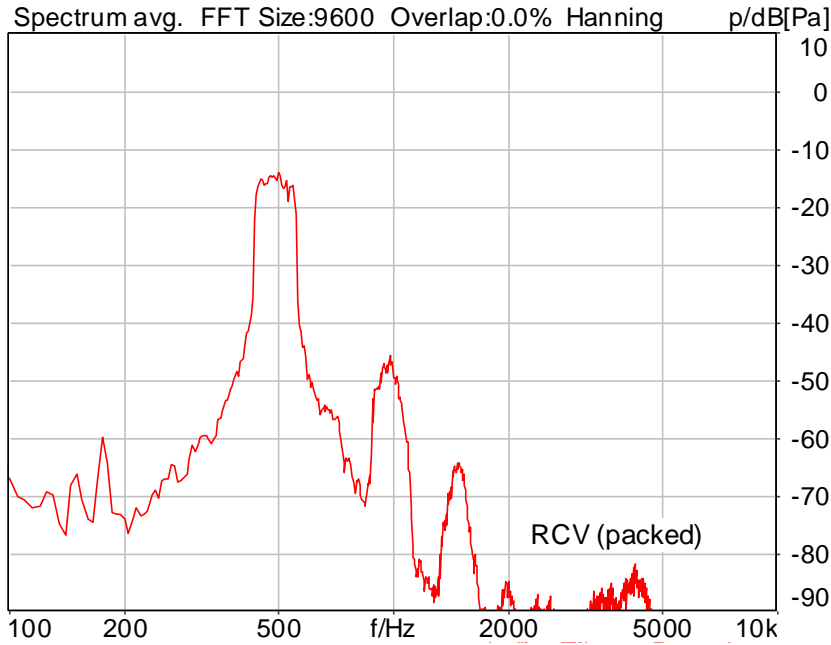
Limits

	lower
Run 1	20.00 dB



### 5.2 RCV Distortion and Noise - 500 Hz WB

TIA-5050 (2018-01) \ Measurements \ Wideband \ 5.2 Receive Distortion and Noise 2N change frequency range



Distortion (Noise) RCV (packed): 30.68 dB (2.92%) Ok

Ok

2023/10/25 下午 03:25 ACQUA 5.1.200

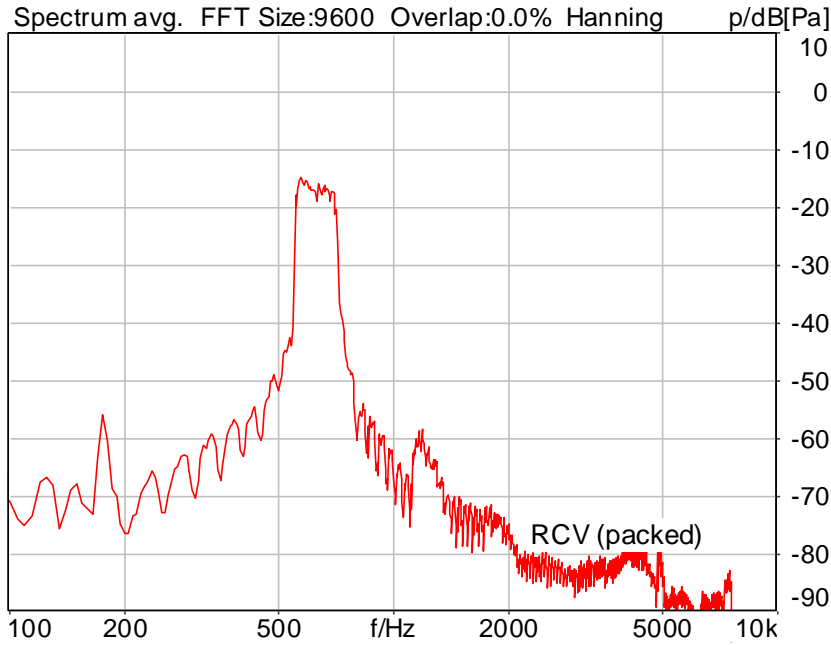
Limits

	lower
Run 1	20.00 dB



### 5.2 RCV Distortion and Noise - 630 Hz WB

TIA-5050 (2018-01) \ Measurements \ Wideband \ 5.2 Receive Distortion and Noise 2N change frequency range



Distortion (Noise) RCV (packed): 33.81 dB (2.04%) Ok

Ok

2023/10/25 下午 03:25 ACQUA 5.1.200

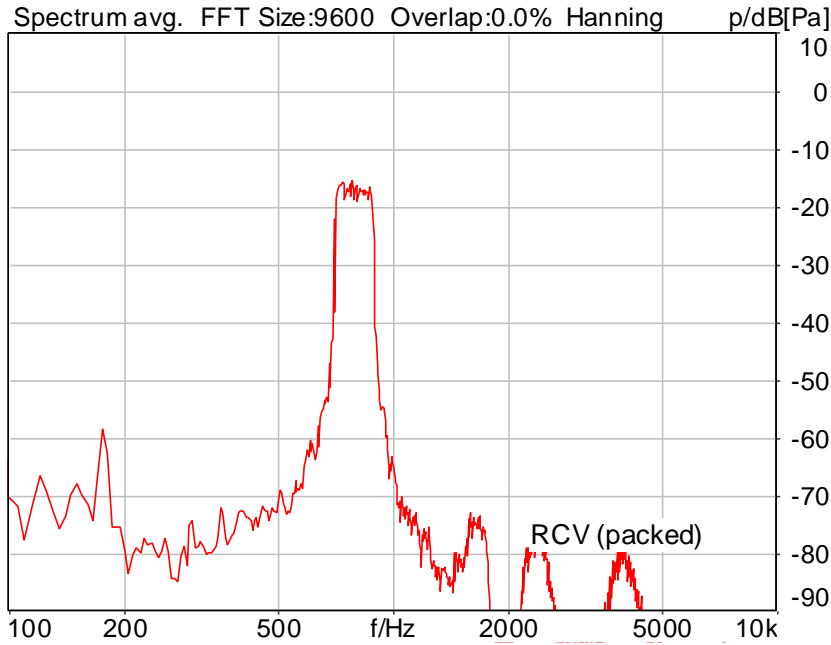
Limits

	lower
Run 1	20.00 dB



### 5.2 RCV Distortion and Noise - 800 Hz WB

TIA-5050 (2018-01) \ Measurements \ Wideband \ 5.2 Receive Distortion and Noise 2N change frequency range



Distortion (Noise) RCV (packed): 41.77 dB (0.82%) Ok

Ok

2023/10/25 下午 03:26 ACQUA 5.1.200

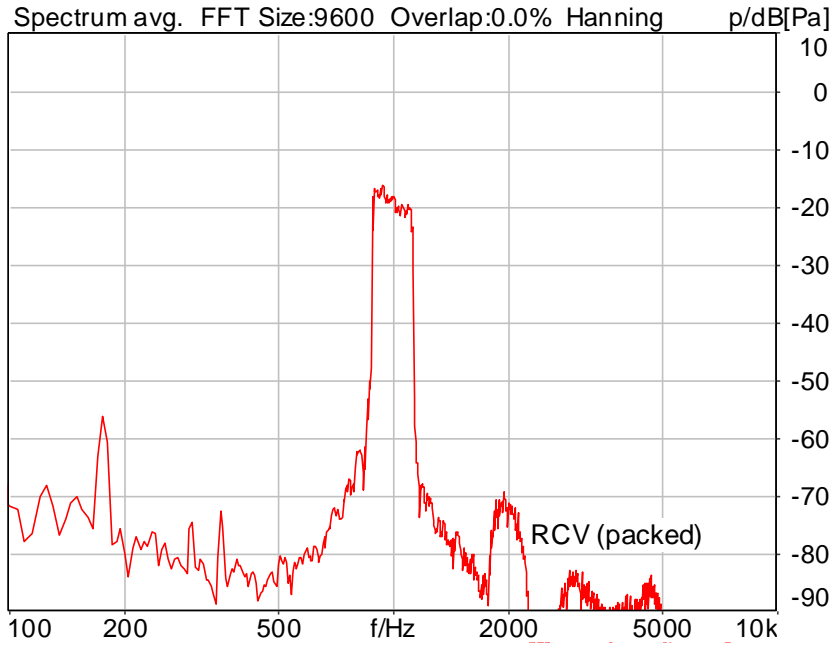
Limits

	lower
Run 1	20.00 dB



### 5.2 RCV Distortion and Noise - 1000 Hz WB

TIA-5050 (2018-01) \ Measurements \ Wideband \ 5.2 Receive Distortion and Noise 2N change frequency range



Distortion (Noise) RCV (packed): 45.57 dB (0.53%) Ok

Ok

2023/10/25 下午 03:26 ACQUA 5.1.200

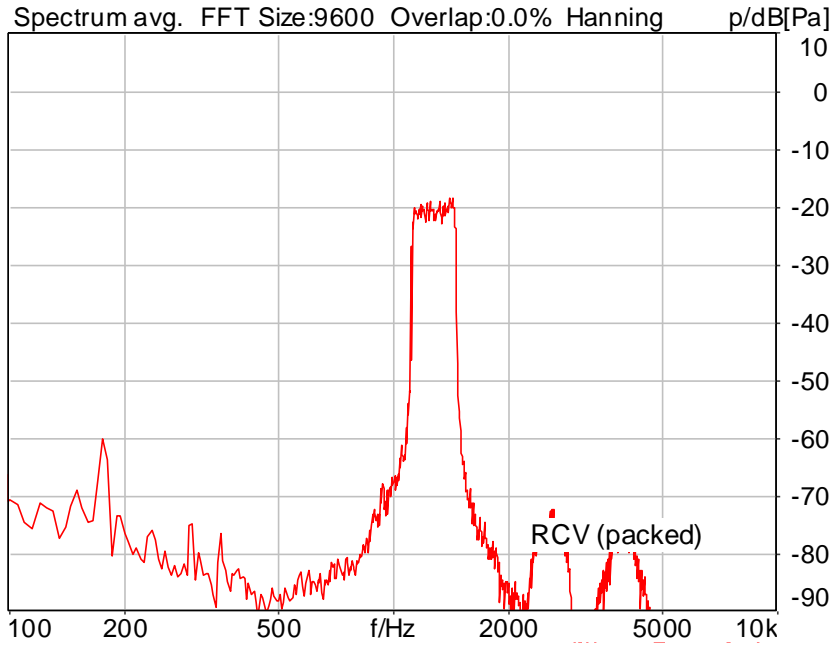
Limits

	lower
Run 1	20.00 dB



### 5.2 RCV Distortion and Noise - 1250 Hz WB

TIA-5050 (2018-01) \ Measurements \ Wideband \ 5.2 Receive Distortion and Noise 2N change frequency range



Distortion (Noise) RCV (packed): 33.44 dB (2.13%) Ok

Ok

2023/10/25 下午 03:27 ACQUA 5.1.200

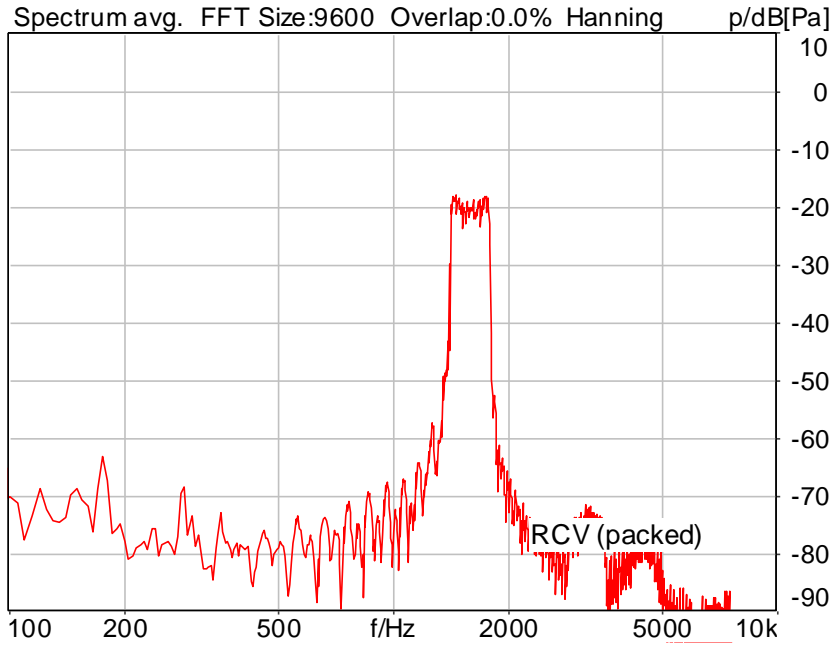
Limits

	lower
Run 1	20.00 dB



### 5.2 RCV Distortion and Noise - 1600 Hz WB

TIA-5050 (2018-01) \ Measurements \ Wideband \ 5.2 Receive Distortion and Noise 2N change frequency range



Distortion (Noise) RCV (packed): 36.79 dB (1.45%) Ok

Ok

2023/10/25 下午 03:27 ACQUA 5.1.200

Limits

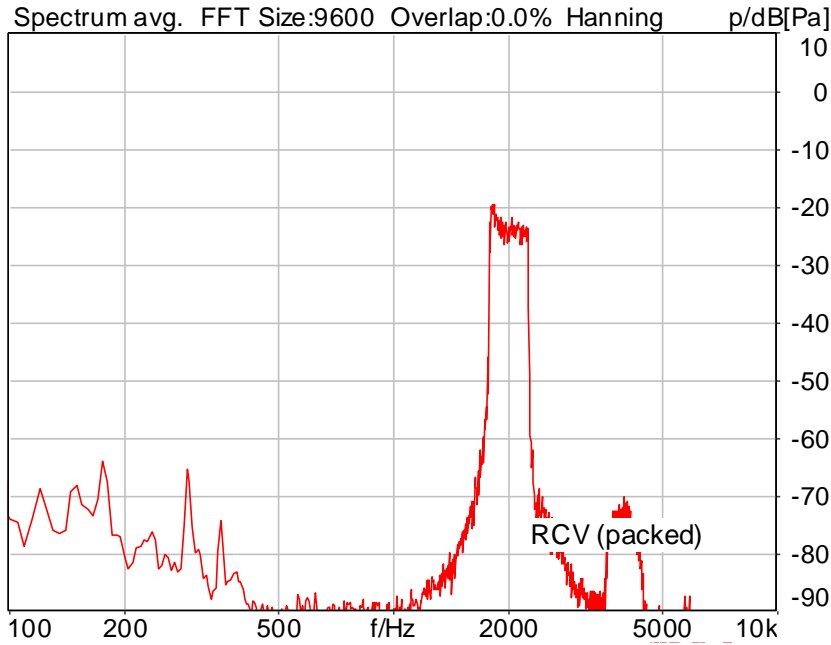
	lower
Run 1	20.00 dB





### 5.2 RCV Distortion and Noise - 2000 Hz WB

TIA-5050 (2018-01) \ Measurements \ Wideband \ 5.2 Receive Distortion and Noise 2N change frequency range



Distortion (Noise) RCV (packed): 40.89 dB (0.90%) Ok

Ok

2023/10/25 下午 03:28 ACQUA 5.1.200

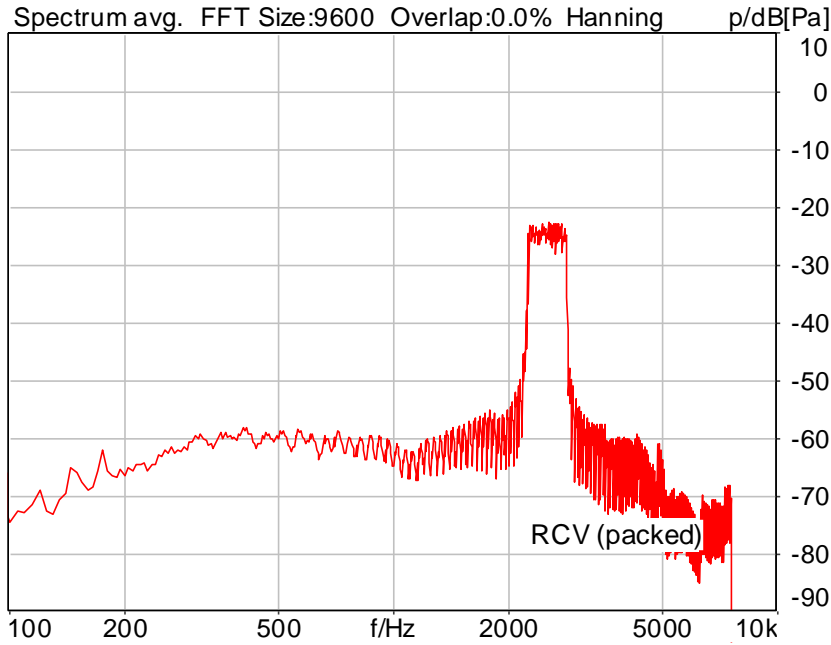
Limits

	lower
Run 1	20.00 dB



### 5.2 RCV Distortion and Noise - 2500 Hz WB

TIA-5050 (2018-01) \ Measurements \ Wideband \ 5.2 Receive Distortion and Noise 2N change frequency range



Distortion (Noise) RCV (packed): 25.22 dB (5.48%) Ok

Ok

2023/10/25 下午 03:28 ACQUA 5.1.200

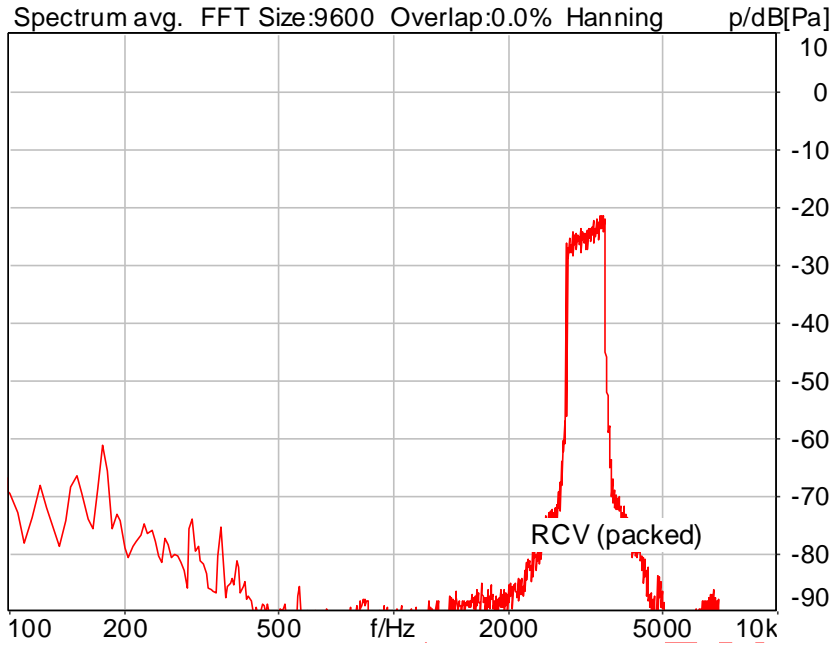
Limits

	lower
Run 1	20.00 dB



### 5.2 RCV Distortion and Noise - 3150 Hz WB

TIA-5050 (2018-01) \ Measurements \ Wideband \ 5.2 Receive Distortion and Noise 2N change frequency range



Distortion (Noise) RCV (packed): 39.66 dB (1.04%) Ok

Ok

2023/10/25 下午 03:29 ACQUA 5.1.200

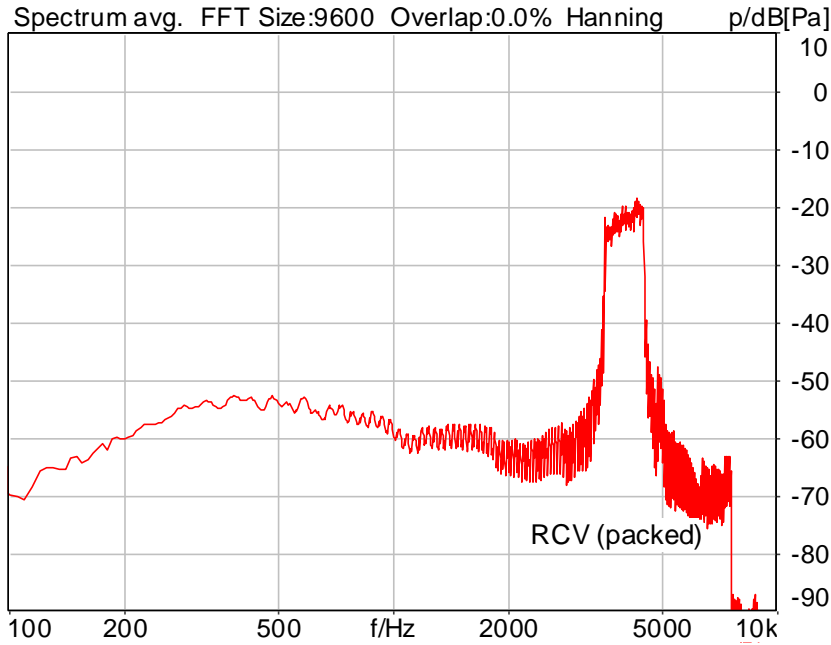
Limits

	lower
Run 1	20.00 dB



### 5.2 RCV Distortion and Noise - 4000 Hz WB

TIA-5050 (2018-01) \ Measurements \ Wideband \ 5.2 Receive Distortion and Noise 2N change frequency range



Distortion (Noise) RCV (packed): 25.60 dB (5.25%) Ok

Ok

2023/10/25 下午 03:29 ACQUA 5.1.200

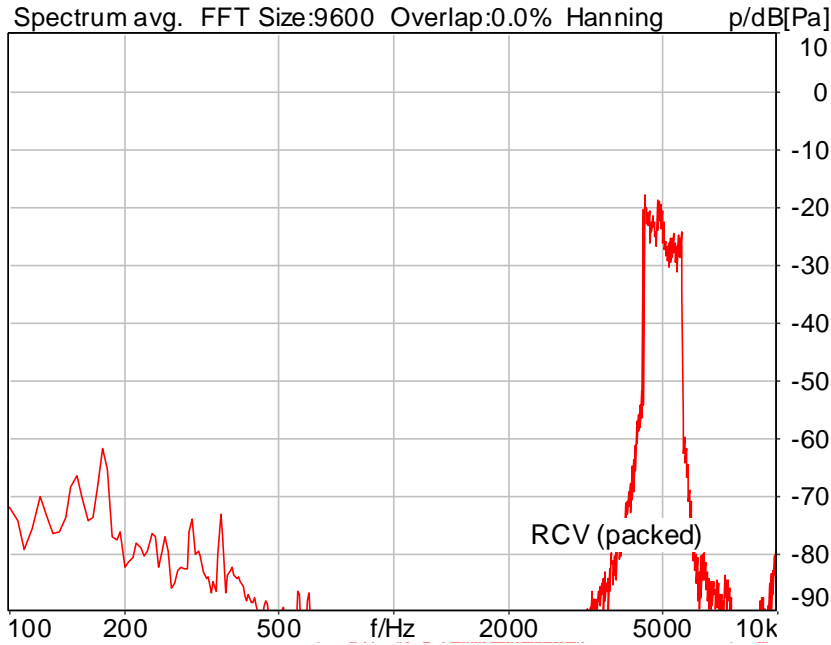
Limits

	lower
Run 1	20.00 dB



### 5.2 RCV Distortion and Noise - 5000 Hz WB

TIA-5050 (2018-01) \ Measurements \ Wideband \ 5.2 Receive Distortion and Noise 2N change frequency range



Distortion (Noise) RCV (packed): 38.78 dB (1.15%) Ok

Ok

2023/10/25 下午 03:30 ACQUA 5.1.200

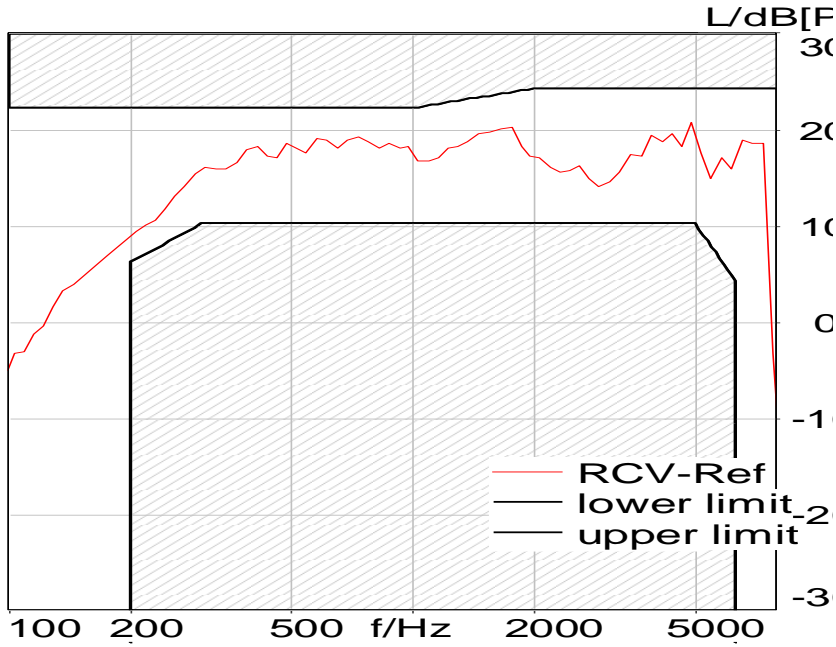
Limits

	lower
Run 1	20.00 dB



### 5.3 Frequency Response 8N FF

TIA-5050 (2018-01) \ Measurements \ Wideband



Absolute minimal distance  
2.96 dB at 205.7 Hz Ok

Ok

2023/10/25 下午 03:30 ACQUA 5.1.200

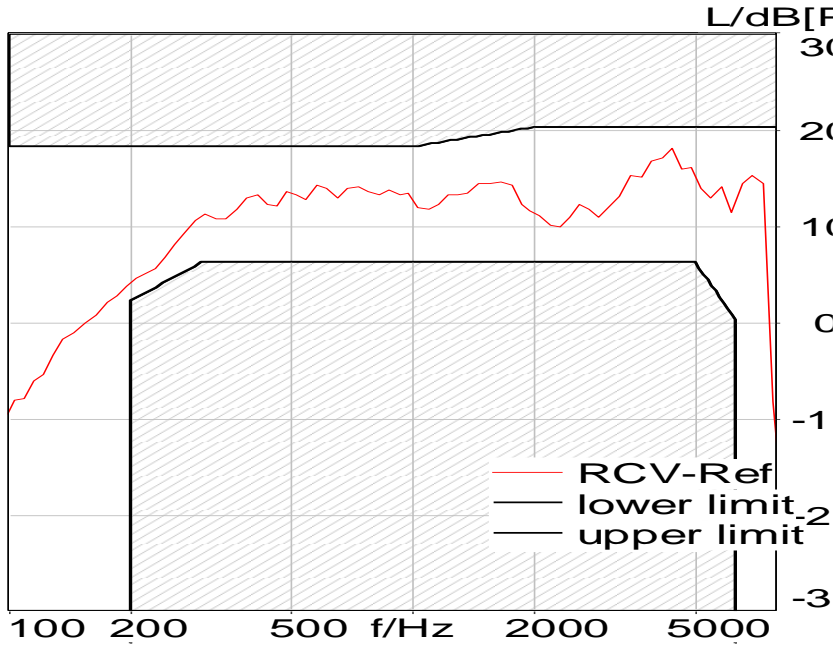
**Limits**

	<b>lower</b>
Run 1	Fit into tolerance



### 5.3 Frequency Response 2N FF

TIA-5050 (2018-01) \ Measurements \ Wideband



Absolute minimal distance  
2.06 dB at 4369.4 Hz Ok

Ok

2023/10/25 下午 03:31 ACQUA 5.1.200

**Limits**

lower	
Run 1	Fit into tolerance



#25 WiFi 6GHz EVS WB 24.4Kbps

SMD	Status	Single Value Description	Single Value
Overall Receive Delay WB	Done	Delay (Cross) [ms]	231.5
5.1a Receive Volume Control Performance 8N WB	Ok	Speech Level [dB[SPL]]	89.94
5.1b Receive Volume Control Performance 2N WB	Ok	Speech Level [dB[SPL]]	88.81
5.2 RCV Distortion and Noise - 250 Hz WB	Ok	Distortion (Noise) [dB], 0.0 dB	28.13
5.2 RCV Distortion and Noise - 315 Hz WB	Ok	Distortion (Noise) [dB], 0.0 dB	27.15
5.2 RCV Distortion and Noise - 400 Hz WB	Ok	Distortion (Noise) [dB], 0.0 dB	25.01
5.2 RCV Distortion and Noise - 500 Hz WB	Ok	Distortion (Noise) [dB], 0.0 dB	29.51
5.2 RCV Distortion and Noise - 630 Hz WB	Ok	Distortion (Noise) [dB], 0.0 dB	35.86
5.2 RCV Distortion and Noise - 800 Hz WB	Ok	Distortion (Noise) [dB], 0.0 dB	39.80
5.2 RCV Distortion and Noise - 1000 Hz WB	Ok	Distortion (Noise) [dB], 0.0 dB	45.68
5.2 RCV Distortion and Noise - 1250 Hz WB	Ok	Distortion (Noise) [dB], 0.0 dB	32.30
5.2 RCV Distortion and Noise - 1600 Hz WB	Ok	Distortion (Noise) [dB], 0.0 dB	43.70
5.2 RCV Distortion and Noise - 2000 Hz WB	Ok	Distortion (Noise) [dB], 0.0 dB	41.37
5.2 RCV Distortion and Noise - 2500 Hz WB	Ok	Distortion (Noise) [dB], 0.0 dB	44.91
5.2 RCV Distortion and Noise - 3150 Hz WB	Ok	Distortion (Noise) [dB], 0.0 dB	43.25
5.2 RCV Distortion and Noise - 4000 Hz WB	Ok	Distortion (Noise) [dB], 0.0 dB	43.87
5.2 RCV Distortion and Noise - 5000 Hz WB	Ok	Distortion (Noise) [dB], 0.0 dB	39.01
5.2 RCV Distortion and Noise - 250 Hz WB	Ok	Distortion (Noise) [dB], 0.0 dB	27.98
5.2 RCV Distortion and Noise - 315 Hz WB	Ok	Distortion (Noise) [dB], 0.0 dB	27.20
5.2 RCV Distortion and Noise - 400 Hz WB	Ok	Distortion (Noise) [dB], 0.0 dB	25.23
5.2 RCV Distortion and Noise - 500 Hz WB	Ok	Distortion (Noise) [dB], 0.0 dB	29.80
5.2 RCV Distortion and Noise - 630 Hz WB	Ok	Distortion (Noise) [dB], 0.0 dB	35.96
5.2 RCV Distortion and Noise - 800 Hz WB	Ok	Distortion (Noise) [dB], 0.0 dB	39.68
5.2 RCV Distortion and Noise - 1000 Hz WB	Ok	Distortion (Noise) [dB], 0.0 dB	43.36
5.2 RCV Distortion and Noise - 1250 Hz WB	Ok	Distortion (Noise) [dB], 0.0 dB	32.32
5.2 RCV Distortion and Noise - 1600 Hz WB	Ok	Distortion (Noise) [dB], 0.0 dB	41.85
5.2 RCV Distortion and Noise - 2000 Hz WB	Ok	Distortion (Noise) [dB], 0.0 dB	39.56
5.2 RCV Distortion and Noise - 2500 Hz WB	Ok	Distortion (Noise) [dB], 0.0 dB	43.02
5.2 RCV Distortion and Noise - 3150 Hz WB	Ok	Distortion (Noise) [dB], 0.0 dB	43.20
5.2 RCV Distortion and Noise - 4000 Hz WB	Ok	Distortion (Noise) [dB], 0.0 dB	42.86
5.2 RCV Distortion and Noise - 5000 Hz WB	Ok	Distortion (Noise) [dB], 0.0 dB	36.99
5.3 Frequency Response 8N FF	Ok	Min. dist. to tolerance scheme [dB], 873.9 Hz	2.75
5.3 Frequency Response 2N FF	Ok	Min. dist. to tolerance scheme [dB], 4369.4 Hz	1.70

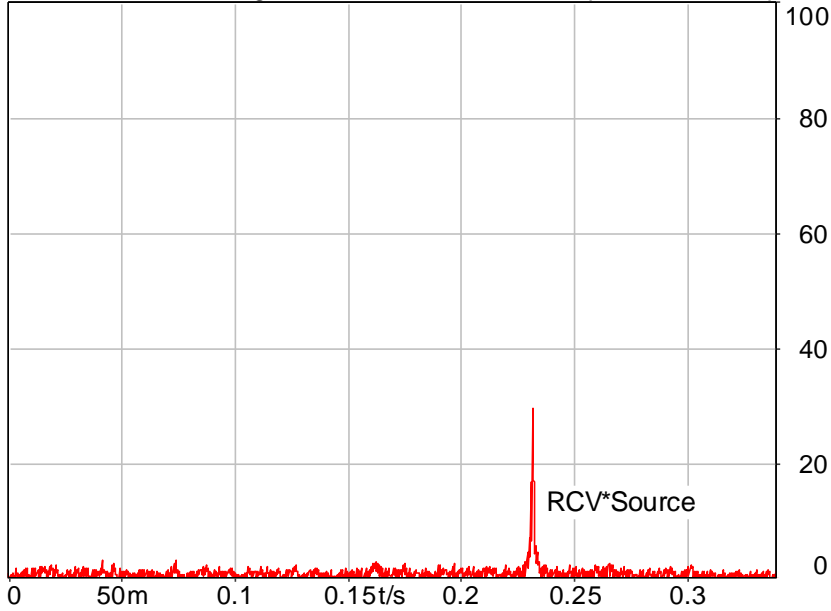




### Overall Receive Delay WB

TIA-5050 (2018-01) \ Measurements \ Wideband \ Preparation - Delay measurement

Cross correlation avg. FFT Size:131072 Overlap:0.0% Envelop %



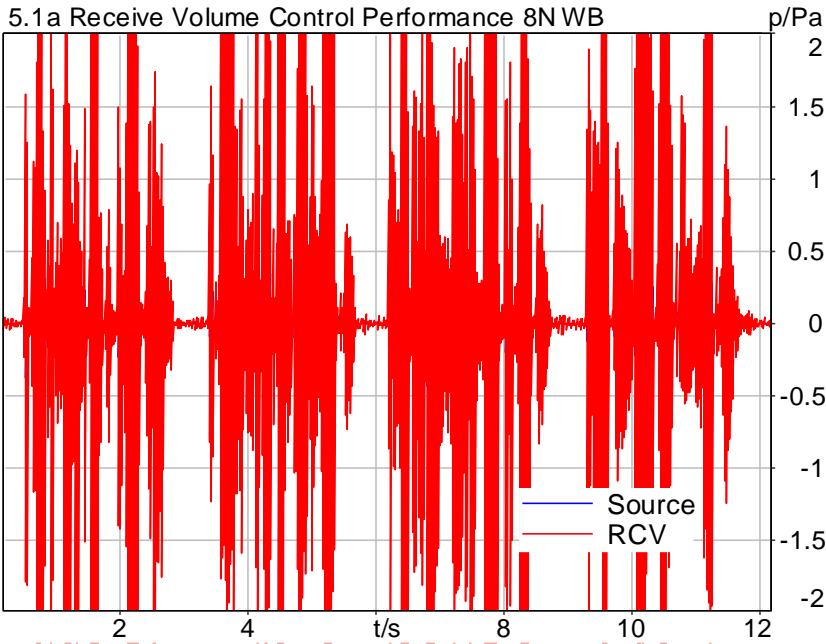
Delay (Cross): 231.5 ms

2023/10/31 下午 05:28 ACQUA 5.1.200



### 5.1a Receive Volume Control Performance 8N WB

TIA-5050 (2018-01) \ Measurements \ Wideband



Speech Level RCV: 89.94 dB[SPL], Act.: 59.62% Ok

Ok

2023/10/31 下午 05:28 ACQUA 5.1.200

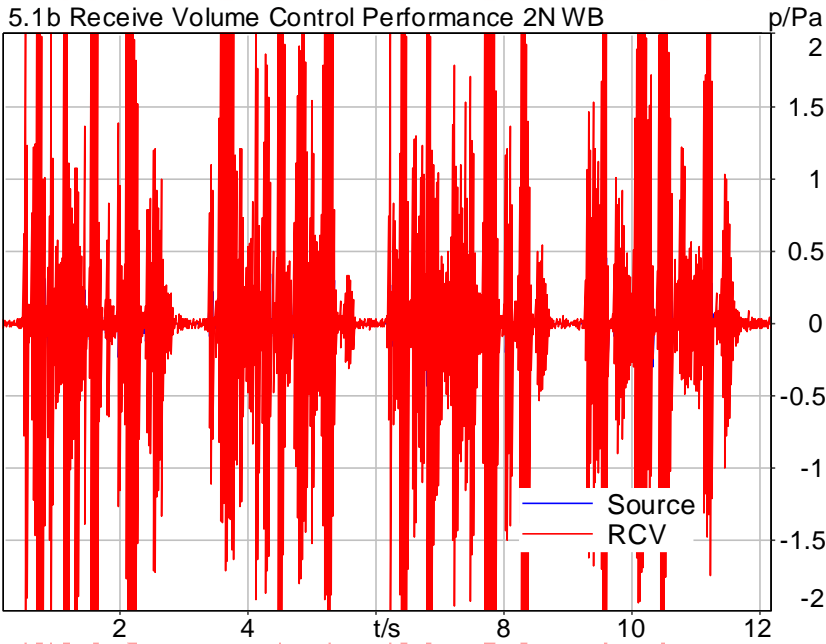
**Limits**

	lower
Run 1	88.00 dB20uPa



### 5.1b Receive Volume Control Performance 2N WB

TIA-5050 (2018-01) \ Measurements \ Wideband



Speech Level RCV: 88.81 dB[SPL], Act.: 55.76% Ok

Ok

2023/10/31 下午 05:50 ACQUA 5.1.200

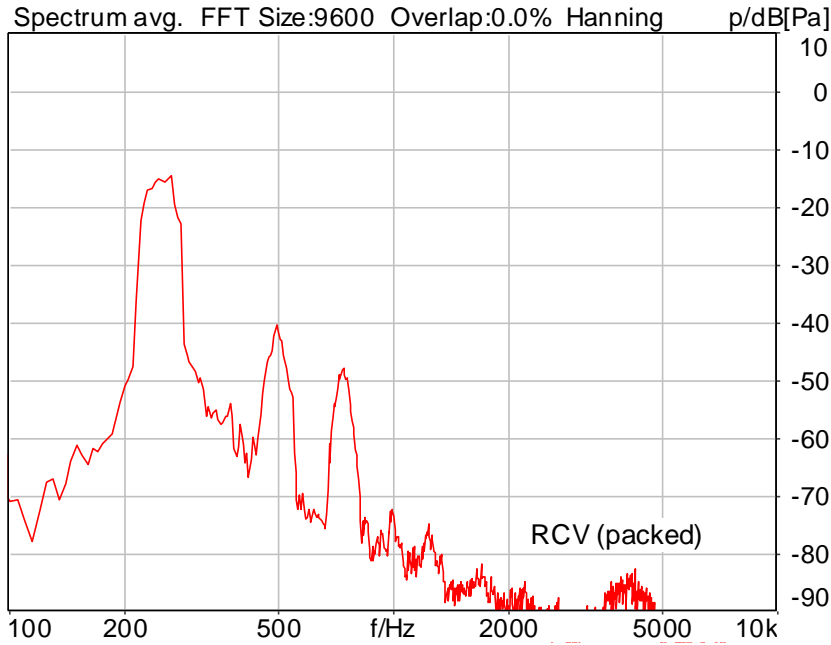
**Limits**

	<b>lower</b>
Run 1	76.00 dB20uPa



### 5.2 RCV Distortion and Noise - 250 Hz WB

TIA-5050 (2018-01) \ Measurements \ Wideband \ 5.2 Receive Distortion and Noise 8N change frequency range



Distortion (Noise) RCV (packed): 28.13 dB (3.92%) Ok

Ok

2023/10/31 下午 05:30 ACQUA 5.1.200

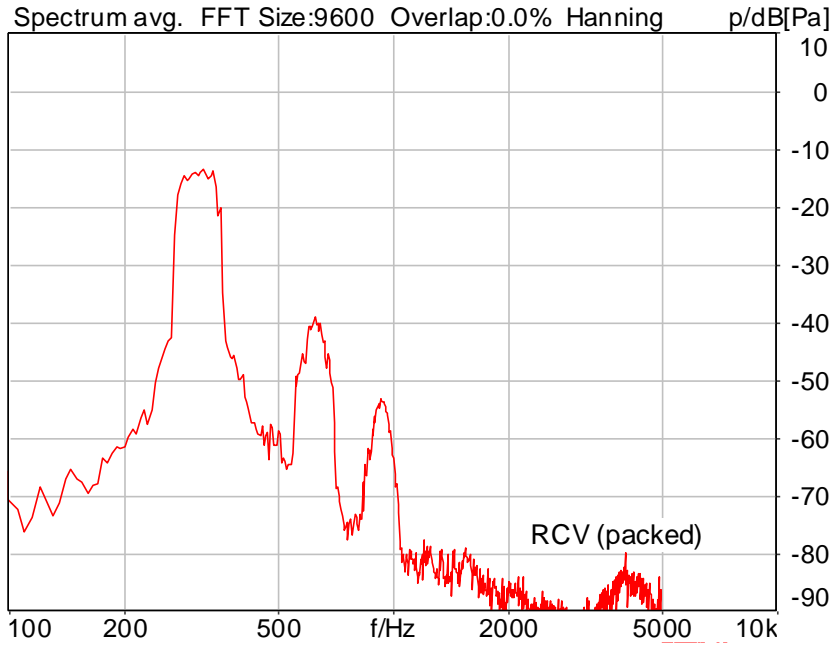
Limits

	lower
Run 1	20.00 dB



### 5.2 RCV Distortion and Noise - 315 Hz WB

TIA-5050 (2018-01) \ Measurements \ Wideband \ 5.2 Receive Distortion and Noise 8N change frequency range



Distortion (Noise) RCV (packed): 27.15 dB (4.39%) Ok

Ok

2023/10/31 下午 05:31 ACQUA 5.1.200

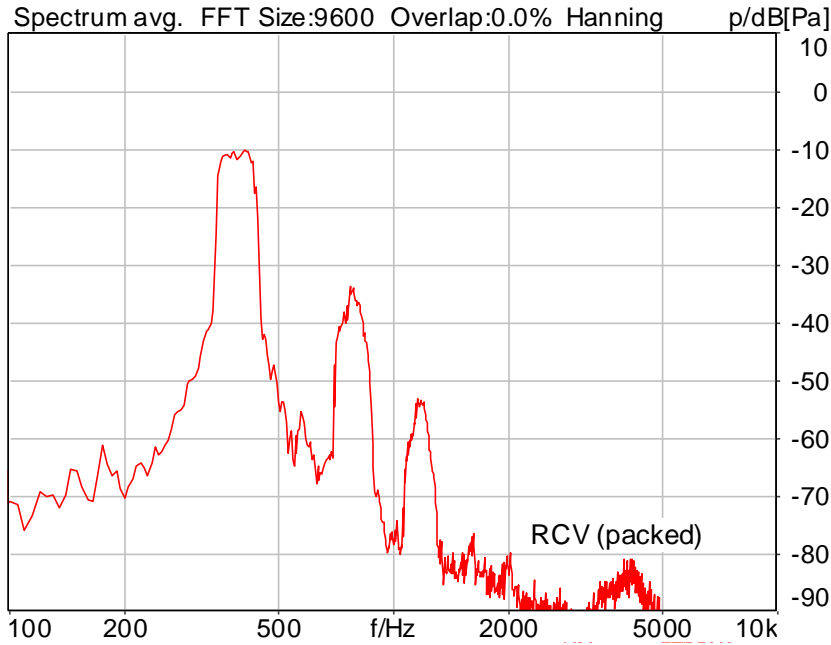
Limits

	lower
Run 1	20.00 dB



### 5.2 RCV Distortion and Noise - 400 Hz WB

TIA-5050 (2018-01) \ Measurements \ Wideband \ 5.2 Receive Distortion and Noise 8N change frequency range



Distortion (Noise) RCV (packed): 25.01 dB (5.62%) Ok

Ok

2023/10/31 下午 05:31 ACQUA 5.1.200

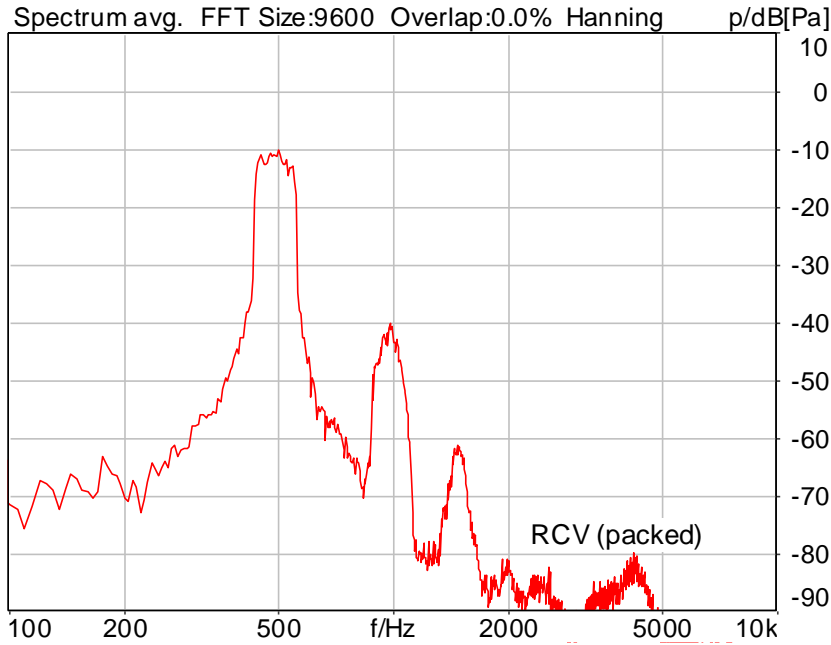
Limits

	lower
Run 1	20.00 dB



### 5.2 RCV Distortion and Noise - 500 Hz WB

TIA-5050 (2018-01) \ Measurements \ Wideband \ 5.2 Receive Distortion and Noise 8N change frequency range



Distortion (Noise) RCV (packed): 29.51 dB (3.35%) Ok

Ok

2023/10/31 下午 05:32 ACQUA 5.1.200

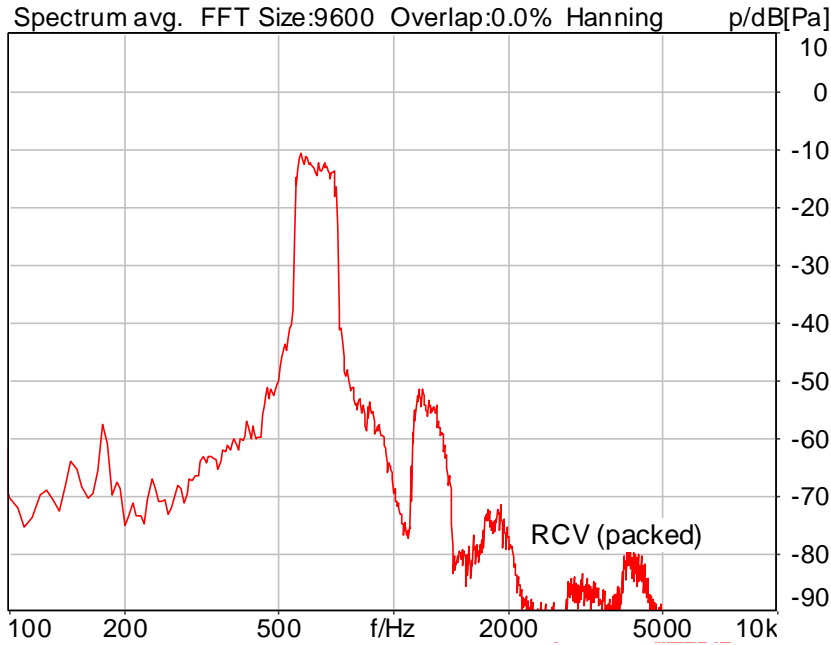
Limits

	lower
Run 1	20.00 dB



### 5.2 RCV Distortion and Noise - 630 Hz WB

TIA-5050 (2018-01) \ Measurements \ Wideband \ 5.2 Receive Distortion and Noise 8N change frequency range



Distortion (Noise) RCV (packed): 35.86 dB (1.61%) Ok

Ok

2023/10/31 下午 05:32 ACQUA 5.1.200

Limits

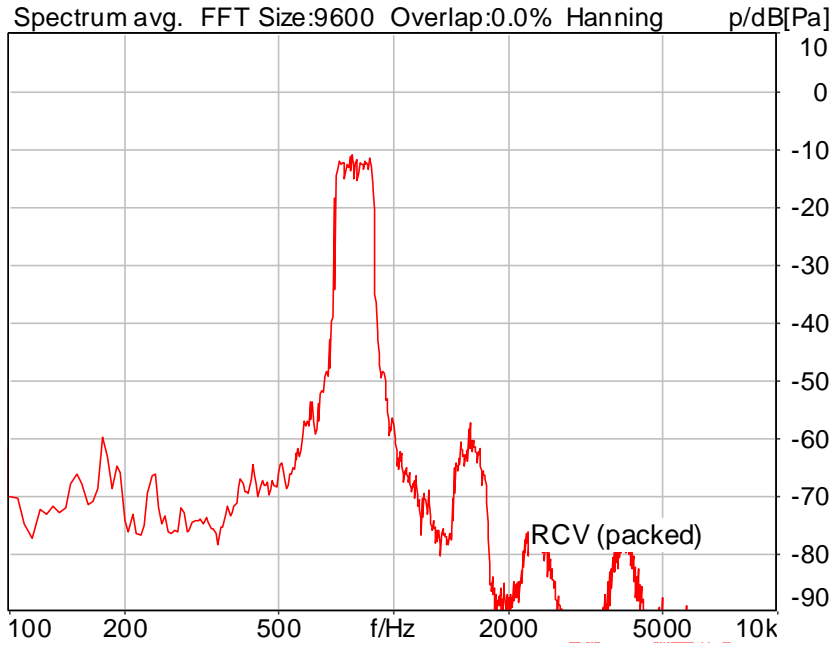
	lower
Run 1	20.00 dB





### 5.2 RCV Distortion and Noise - 800 Hz WB

TIA-5050 (2018-01) \ Measurements \ Wideband \ 5.2 Receive Distortion and Noise 8N change frequency range



Distortion (Noise) RCV (packed): 39.80 dB (1.02%) Ok

Ok

2023/10/31 下午 05:33 ACQUA 5.1.200

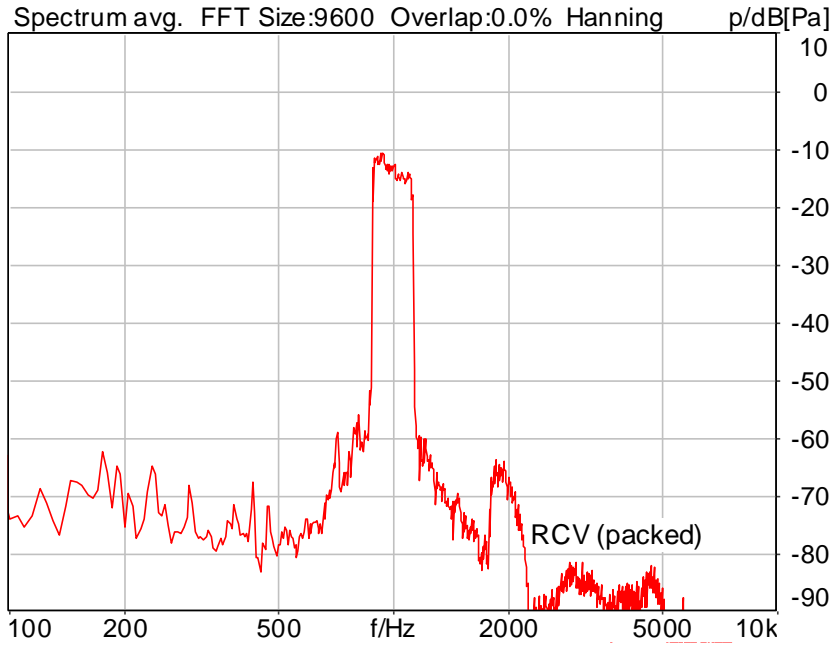
Limits

	lower
Run 1	20.00 dB



### 5.2 RCV Distortion and Noise - 1000 Hz WB

TIA-5050 (2018-01) \ Measurements \ Wideband \ 5.2 Receive Distortion and Noise 8N change frequency range



Distortion (Noise) RCV (packed): 45.68 dB (0.52%) Ok

Ok

2023/10/31 下午 05:33 ACQUA 5.1.200

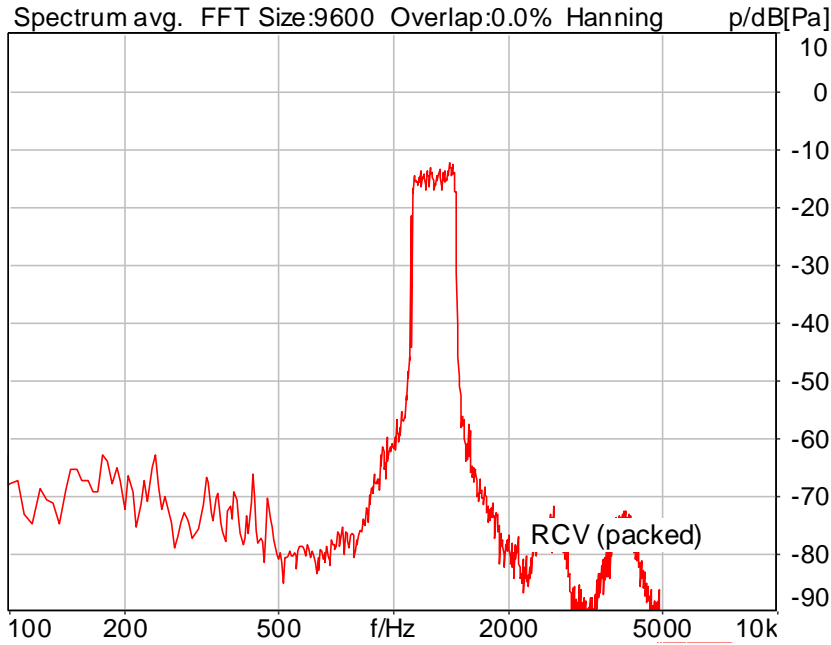
Limits

	lower
Run 1	20.00 dB



### 5.2 RCV Distortion and Noise - 1250 Hz WB

TIA-5050 (2018-01) \ Measurements \ Wideband \ 5.2 Receive Distortion and Noise 8N change frequency range



Distortion (Noise) RCV (packed): 32.30 dB (2.43%) Ok

Ok

2023/10/31 下午 05:34 ACQUA 5.1.200

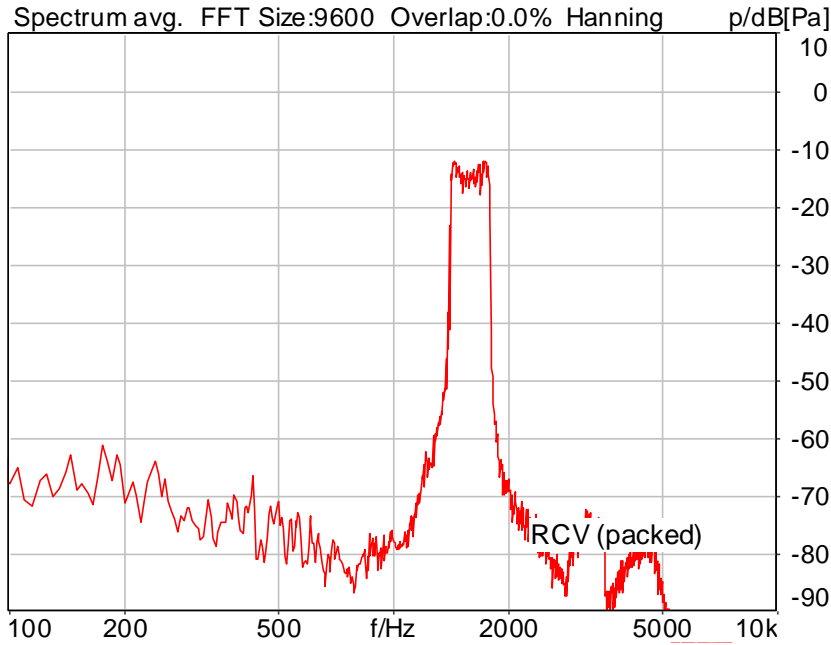
Limits

	lower
Run 1	20.00 dB



### 5.2 RCV Distortion and Noise - 1600 Hz WB

TIA-5050 (2018-01) \ Measurements \ Wideband \ 5.2 Receive Distortion and Noise 8N change frequency range



Distortion (Noise) RCV (packed): 43.70 dB (0.65%) Ok

**Ok**

2023/10/31 下午 05:34 ACQUA 5.1.200

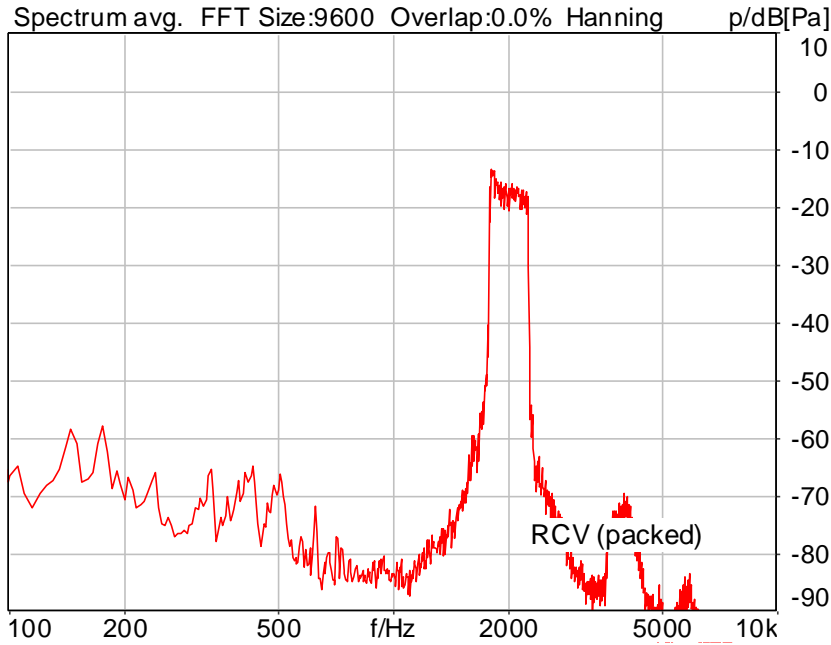
**Limits**

	<b>lower</b>
Run 1	20.00 dB



### 5.2 RCV Distortion and Noise - 2000 Hz WB

TIA-5050 (2018-01) \ Measurements \ Wideband \ 5.2 Receive Distortion and Noise 8N change frequency range



Distortion (Noise) RCV (packed): 41.37 dB (0.85%) Ok

Ok

2023/10/31 下午 05:35 ACQUA 5.1.200

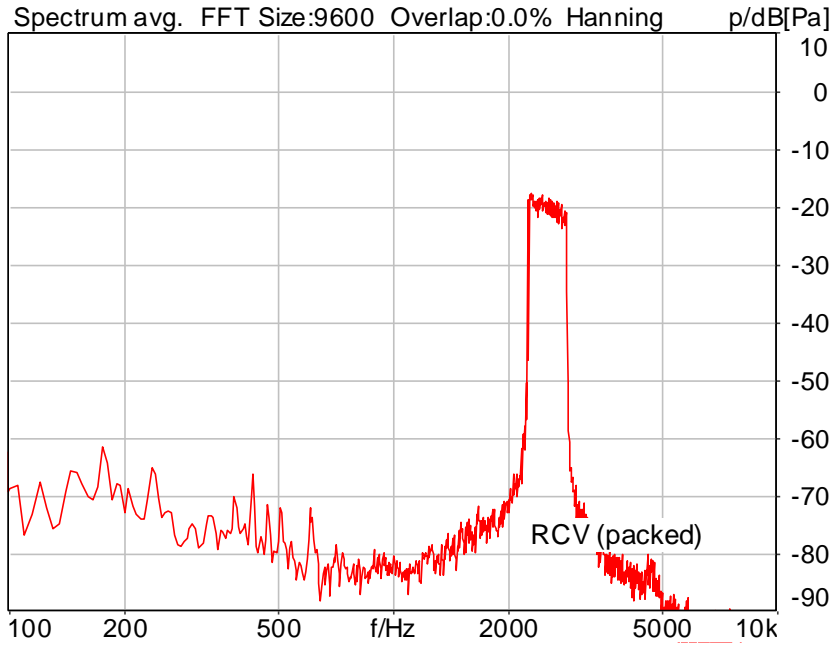
Limits

	lower
Run 1	20.00 dB



### 5.2 RCV Distortion and Noise - 2500 Hz WB

TIA-5050 (2018-01) \ Measurements \ Wideband \ 5.2 Receive Distortion and Noise 8N change frequency range



Distortion (Noise) RCV (packed): 44.91 dB (0.57%) Ok

Ok

2023/10/31 下午 05:35 ACQUA 5.1.200

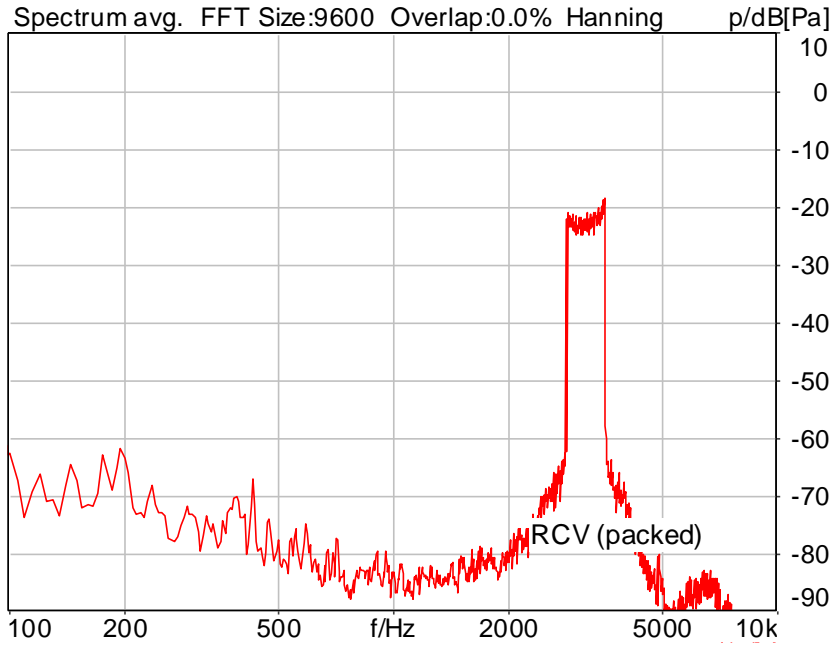
Limits

	lower
Run 1	20.00 dB



### 5.2 RCV Distortion and Noise - 3150 Hz WB

TIA-5050 (2018-01) \ Measurements \ Wideband \ 5.2 Receive Distortion and Noise 8N change frequency range



Distortion (Noise) RCV (packed): 43.25 dB (0.69%) Ok

Ok

2023/10/31 下午 05:36 ACQUA 5.1.200

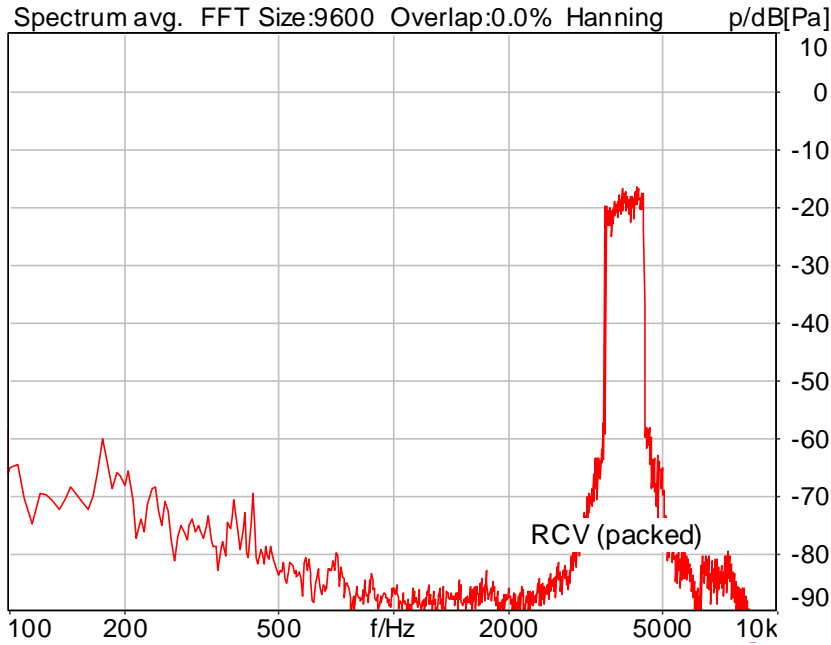
Limits

	lower
Run 1	20.00 dB



### 5.2 RCV Distortion and Noise - 4000 Hz WB

TIA-5050 (2018-01) \ Measurements \ Wideband \ 5.2 Receive Distortion and Noise 8N change frequency range



Distortion (Noise) RCV (packed): 43.87 dB (0.64%) Ok

Ok

2023/10/31 下午 05:36 ACQUA 5.1.200

Limits

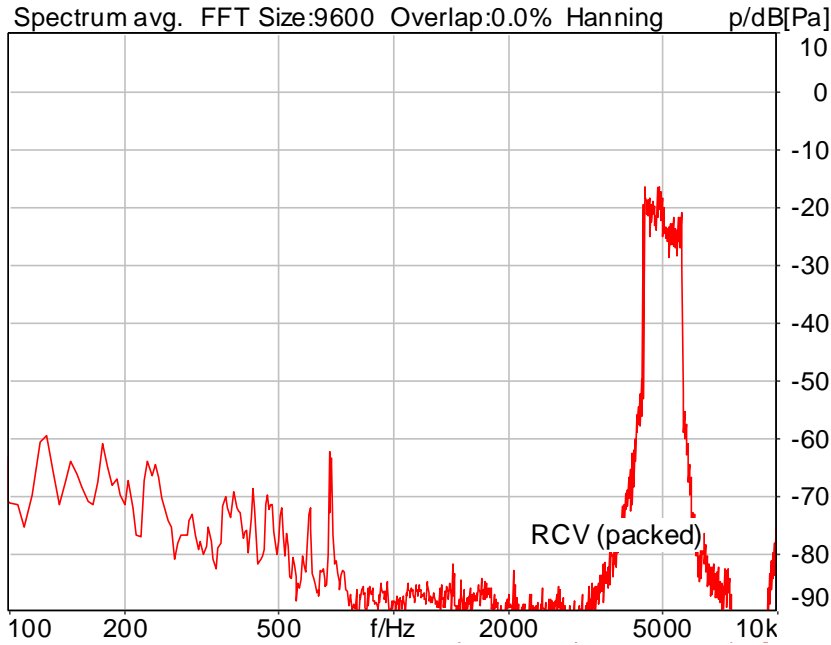
	lower
Run 1	20.00 dB





### 5.2 RCV Distortion and Noise - 5000 Hz WB

TIA-5050 (2018-01) \ Measurements \ Wideband \ 5.2 Receive Distortion and Noise 8N change frequency range



Distortion (Noise) RCV (packed): 39.01 dB (1.12%) Ok

Ok

2023/10/31 下午 05:37 ACQUA 5.1.200

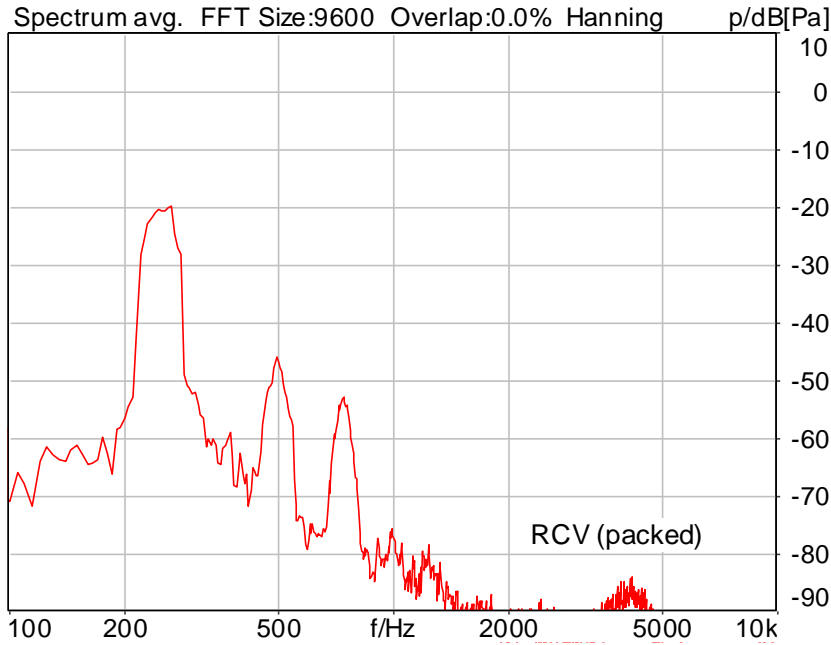
Limits

	lower
Run 1	20.00 dB



### 5.2 RCV Distortion and Noise - 250 Hz WB

TIA-5050 (2018-01) \ Measurements \ Wideband \ 5.2 Receive Distortion and Noise 2N change frequency range



Distortion (Noise) RCV (packed): 27.98 dB (3.99%) Ok

Ok

2023/10/31 下午 05:37 ACQUA 5.1.200

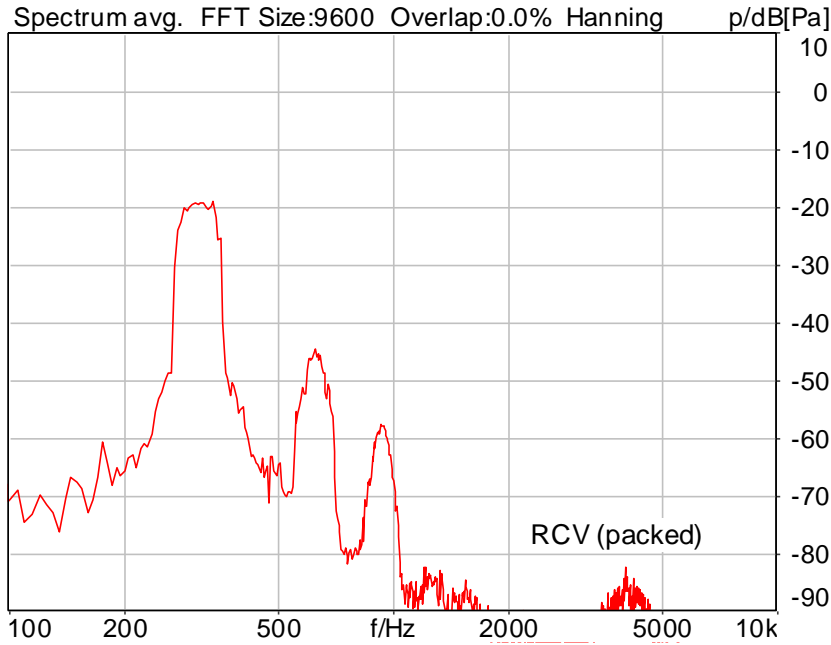
Limits

	lower
Run 1	20.00 dB



### 5.2 RCV Distortion and Noise - 315 Hz WB

TIA-5050 (2018-01) \ Measurements \ Wideband \ 5.2 Receive Distortion and Noise 2N change frequency range



Distortion (Noise) RCV (packed): 27.20 dB (4.37%) Ok

Ok

2023/10/31 下午 05:38 ACQUA 5.1.200

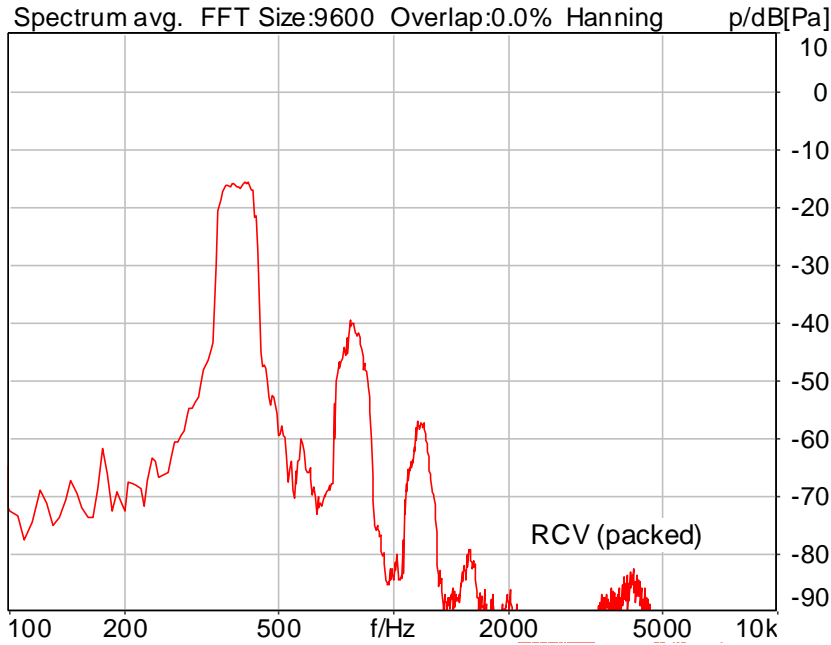
Limits

	lower
Run 1	20.00 dB



### 5.2 RCV Distortion and Noise - 400 Hz WB

TIA-5050 (2018-01) \ Measurements \ Wideband \ 5.2 Receive Distortion and Noise 2N change frequency range



Distortion (Noise) RCV (packed): 25.23 dB (5.48%) Ok

Ok

2023/10/31 下午 05:38 ACQUA 5.1.200

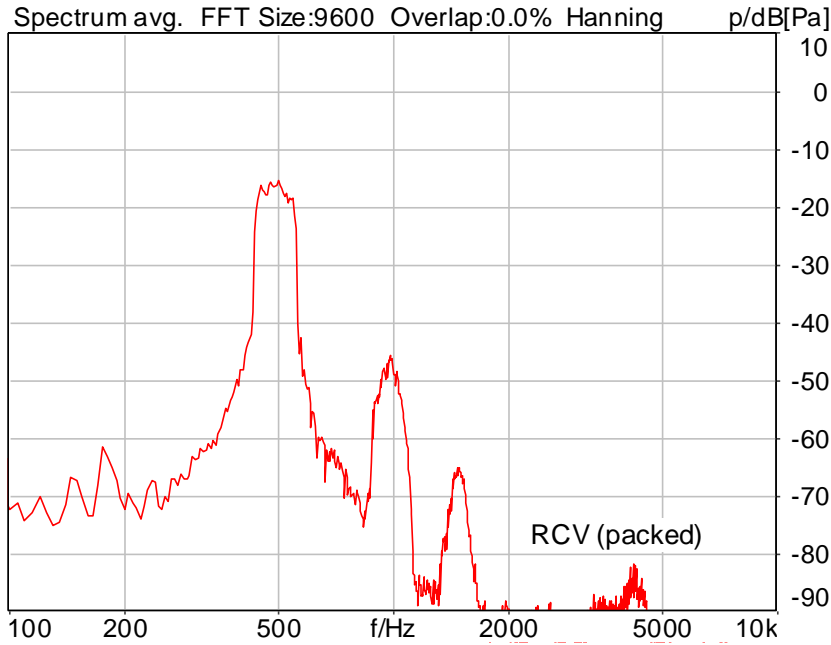
Limits

	lower
Run 1	20.00 dB



### 5.2 RCV Distortion and Noise - 500 Hz WB

TIA-5050 (2018-01) \ Measurements \ Wideband \ 5.2 Receive Distortion and Noise 2N change frequency range



Distortion (Noise) RCV (packed): 29.80 dB (3.24%) Ok

Ok

2023/10/31 下午 05:39 ACQUA 5.1.200

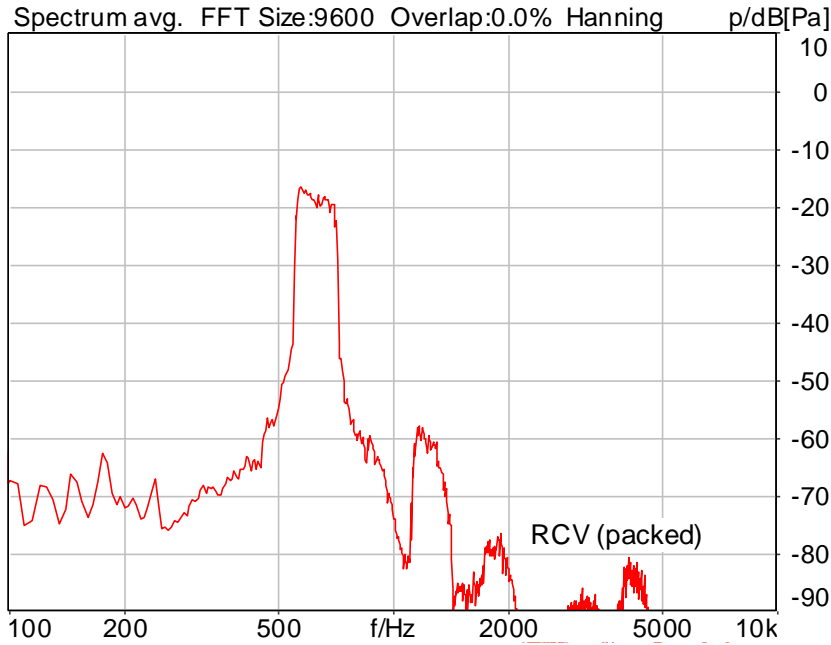
Limits

	lower
Run 1	20.00 dB



### 5.2 RCV Distortion and Noise - 630 Hz WB

TIA-5050 (2018-01) \ Measurements \ Wideband \ 5.2 Receive Distortion and Noise 2N change frequency range



Distortion (Noise) RCV (packed): 35.96 dB (1.59%) Ok

Ok

2023/10/31 下午 05:39 ACQUA 5.1.200

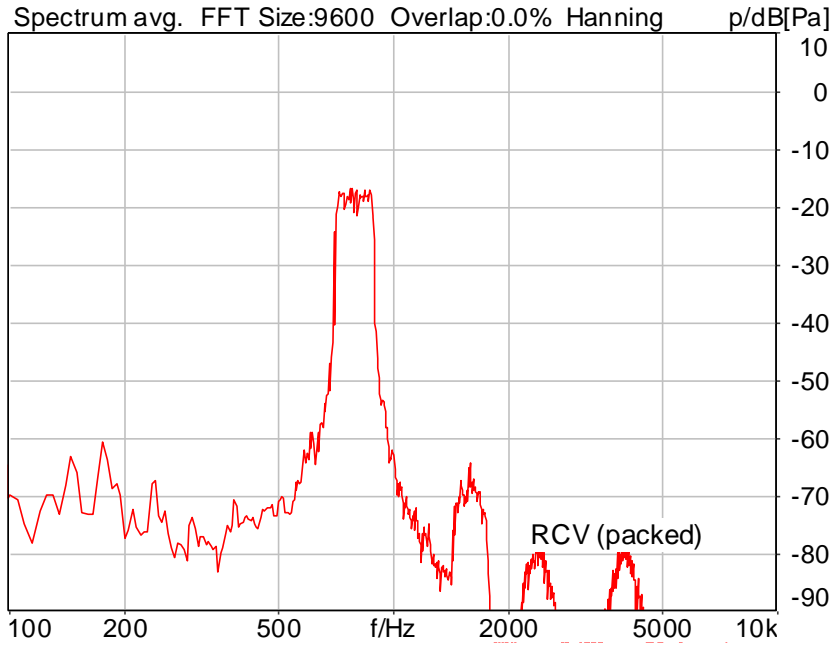
Limits

	lower
Run 1	20.00 dB



### 5.2 RCV Distortion and Noise - 800 Hz WB

TIA-5050 (2018-01) \ Measurements \ Wideband \ 5.2 Receive Distortion and Noise 2N change frequency range



Distortion (Noise) RCV (packed): 39.68 dB (1.04%) Ok

Ok

2023/10/31 下午 05:40 ACQUA 5.1.200

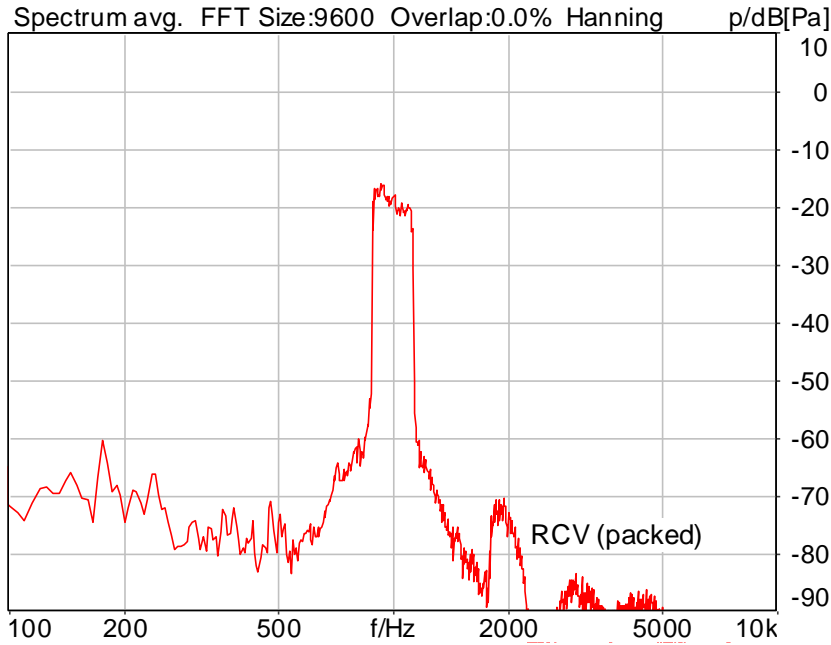
Limits

	lower
Run 1	20.00 dB



### 5.2 RCV Distortion and Noise - 1000 Hz WB

TIA-5050 (2018-01) \ Measurements \ Wideband \ 5.2 Receive Distortion and Noise 2N change frequency range



Distortion (Noise) RCV (packed): 43.36 dB (0.68%) Ok

Ok

2023/10/31 下午 05:40 ACQUA 5.1.200

Limits

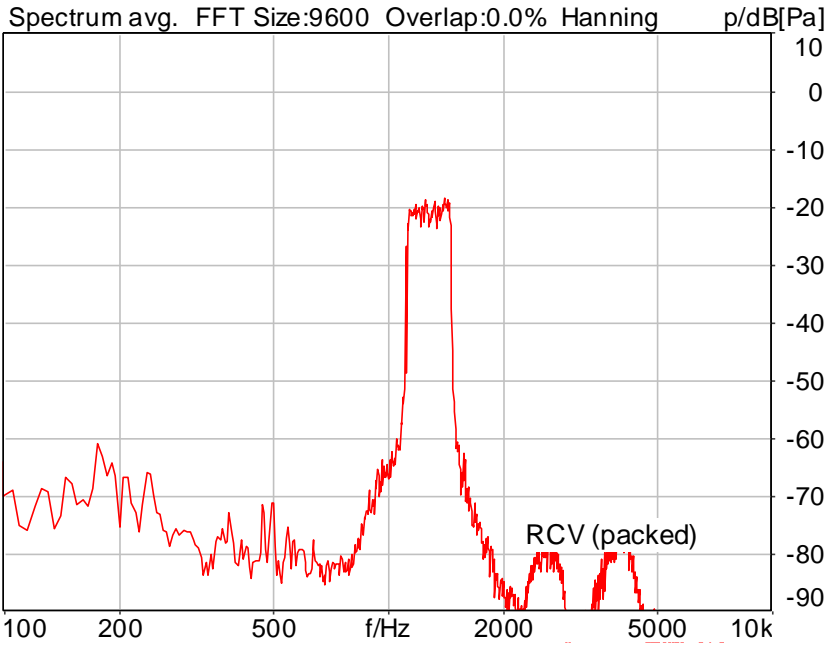
	lower
Run 1	20.00 dB





### 5.2 RCV Distortion and Noise - 1250 Hz WB

TIA-5050 (2018-01) \ Measurements \ Wideband \ 5.2 Receive Distortion and Noise 2N change frequency range



Distortion (Noise) RCV (packed): 32.32 dB (2.42%) Ok

Ok

2023/10/31 下午 05:41 ACQUA 5.1.200

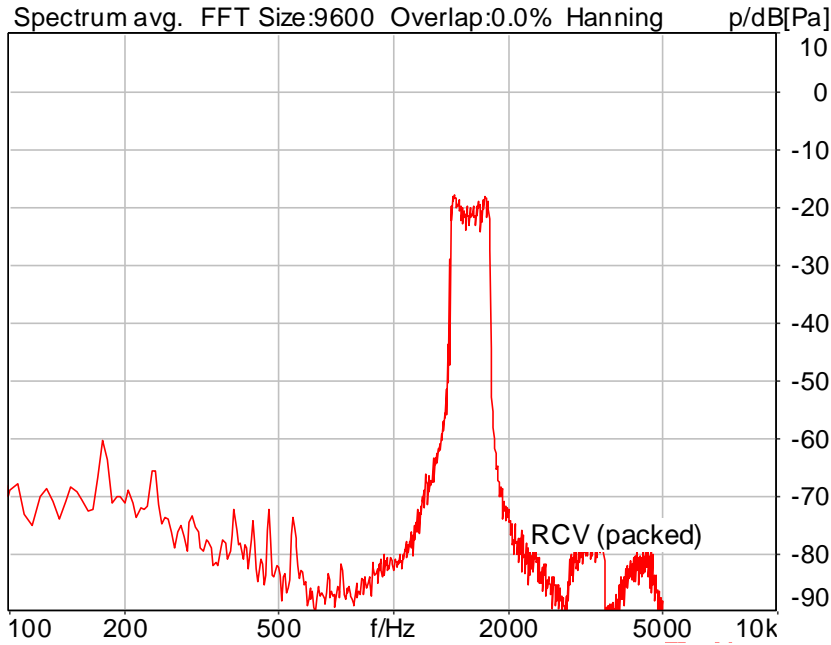
Limits

	lower
Run 1	20.00 dB



### 5.2 RCV Distortion and Noise - 1600 Hz WB

TIA-5050 (2018-01) \ Measurements \ Wideband \ 5.2 Receive Distortion and Noise 2N change frequency range



Distortion (Noise) RCV (packed): 41.85 dB (0.81%) Ok

Ok

2023/10/31 下午 05:41 ACQUA 5.1.200

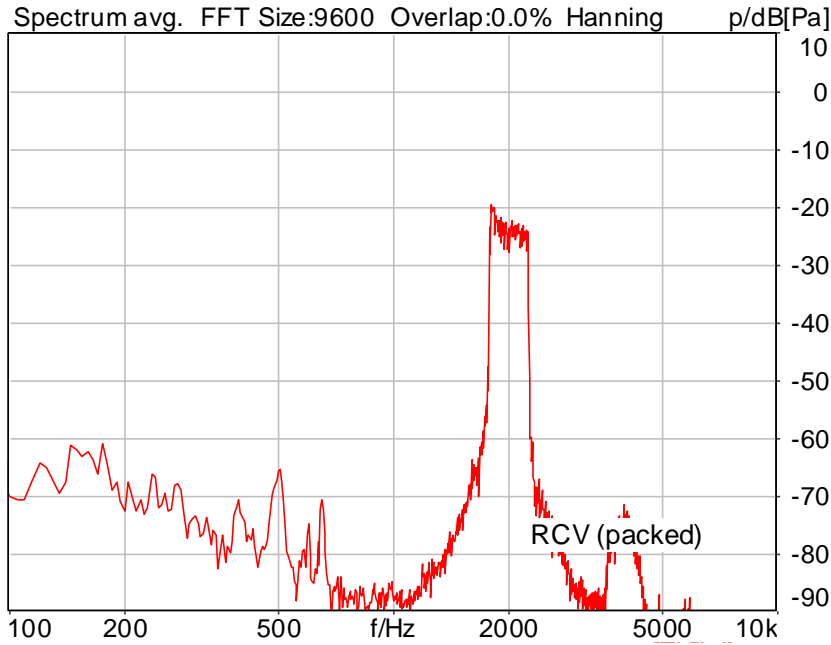
Limits

	lower
Run 1	20.00 dB



### 5.2 RCV Distortion and Noise - 2000 Hz WB

TIA-5050 (2018-01) \ Measurements \ Wideband \ 5.2 Receive Distortion and Noise 2N change frequency range



Distortion (Noise) RCV (packed): 39.56 dB (1.05%) Ok

Ok

2023/10/31 下午 05:42 ACQUA 5.1.200

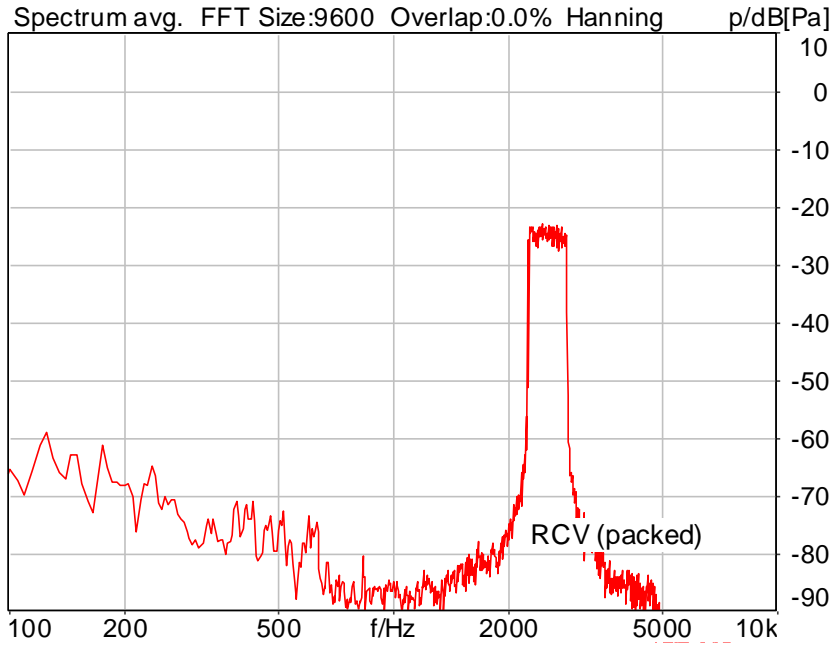
Limits

	lower
Run 1	20.00 dB



### 5.2 RCV Distortion and Noise - 2500 Hz WB

TIA-5050 (2018-01) \ Measurements \ Wideband \ 5.2 Receive Distortion and Noise 2N change frequency range



Distortion (Noise) RCV (packed): 43.02 dB (0.71%) Ok

Ok

2023/10/31 下午 05:42 ACQUA 5.1.200

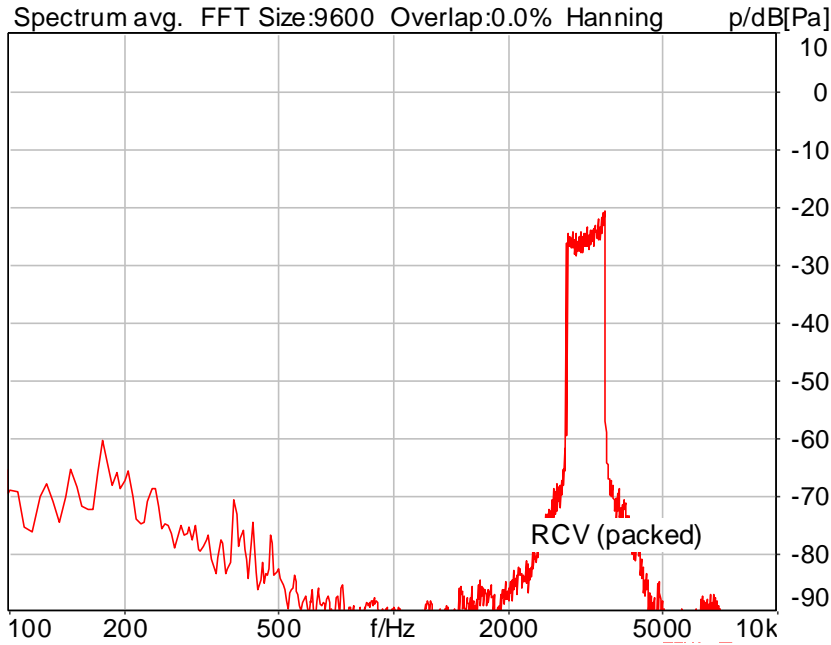
Limits

	lower
Run 1	20.00 dB



### 5.2 RCV Distortion and Noise - 3150 Hz WB

TIA-5050 (2018-01) \ Measurements \ Wideband \ 5.2 Receive Distortion and Noise 2N change frequency range



Distortion (Noise) RCV (packed): 43.20 dB (0.69%) Ok

Ok

2023/10/31 下午 05:43 ACQUA 5.1.200

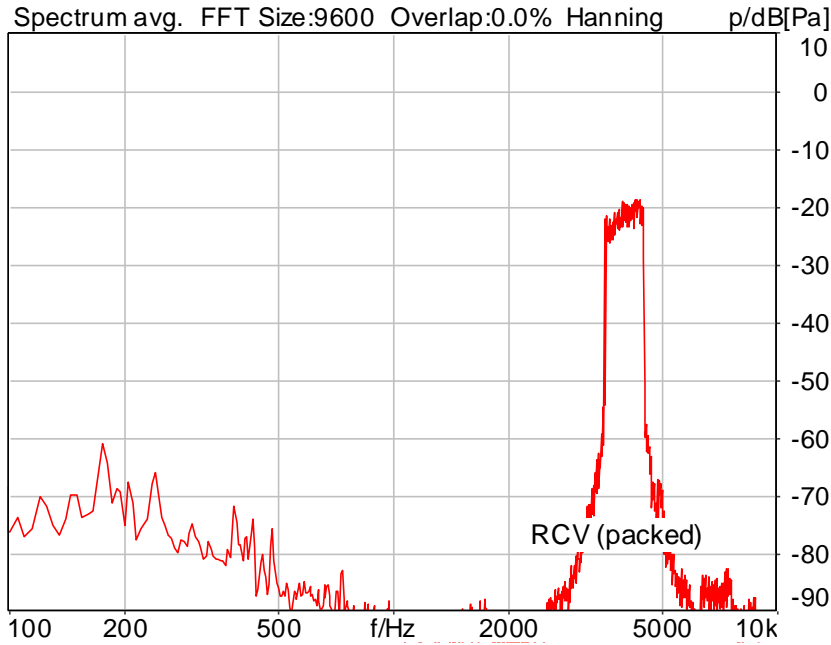
Limits

	lower
Run 1	20.00 dB



### 5.2 RCV Distortion and Noise - 4000 Hz WB

TIA-5050 (2018-01) \ Measurements \ Wideband \ 5.2 Receive Distortion and Noise 2N change frequency range



Distortion (Noise) RCV (packed): 42.86 dB (0.72%) Ok

Ok

2023/10/31 下午 05:43 ACQUA 5.1.200

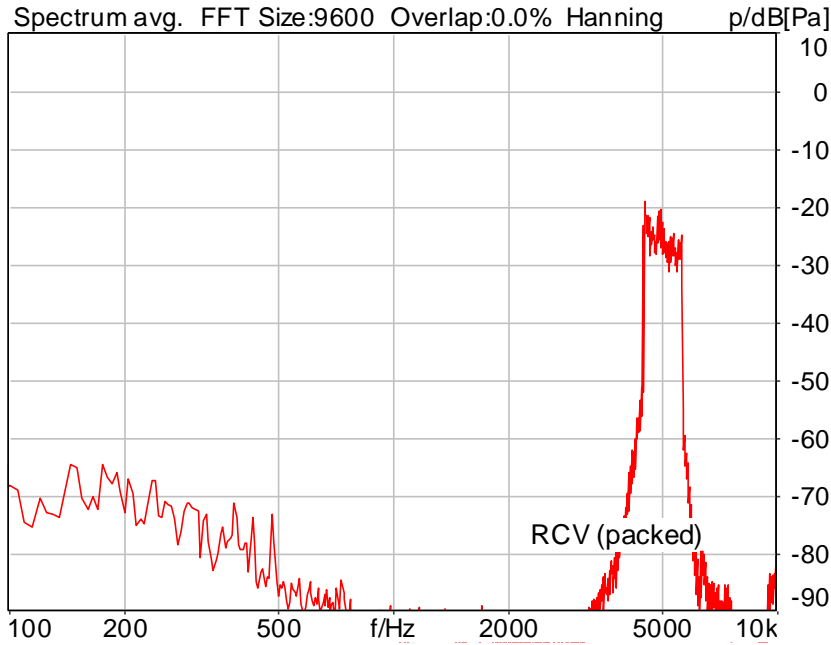
Limits

	lower
Run 1	20.00 dB



### 5.2 RCV Distortion and Noise - 5000 Hz WB

TIA-5050 (2018-01) \ Measurements \ Wideband \ 5.2 Receive Distortion and Noise 2N change frequency range



Distortion (Noise) RCV (packed): 36.99 dB (1.41%) Ok

Ok

2023/10/31 下午 05:44 ACQUA 5.1.200

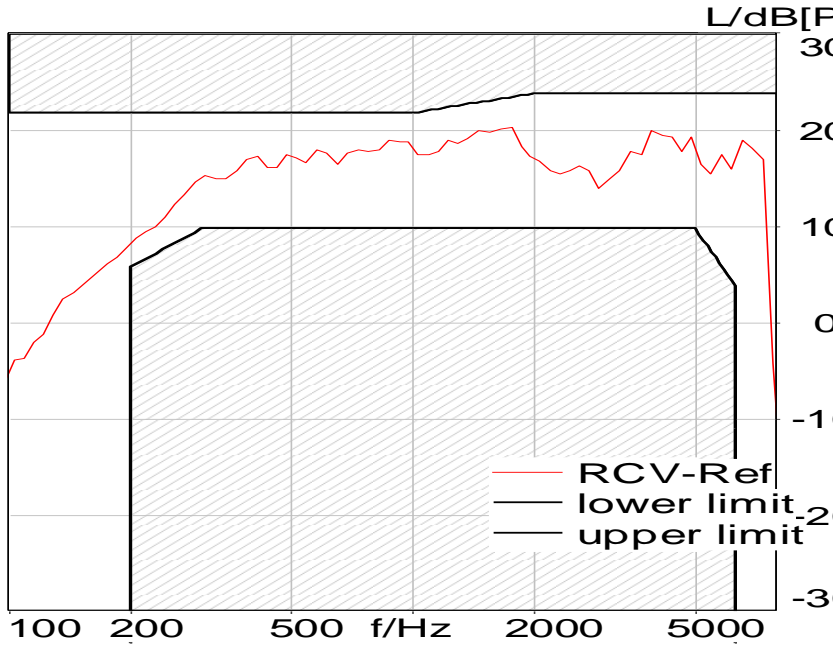
Limits

	lower
Run 1	20.00 dB



### 5.3 Frequency Response 8N FF

TIA-5050 (2018-01) \ Measurements \ Wideband



Absolute minimal distance  
2.75 dB at 873.9 Hz Ok

Ok

2023/10/31 下午 05:45 ACQUA 5.1.200

**Limits**

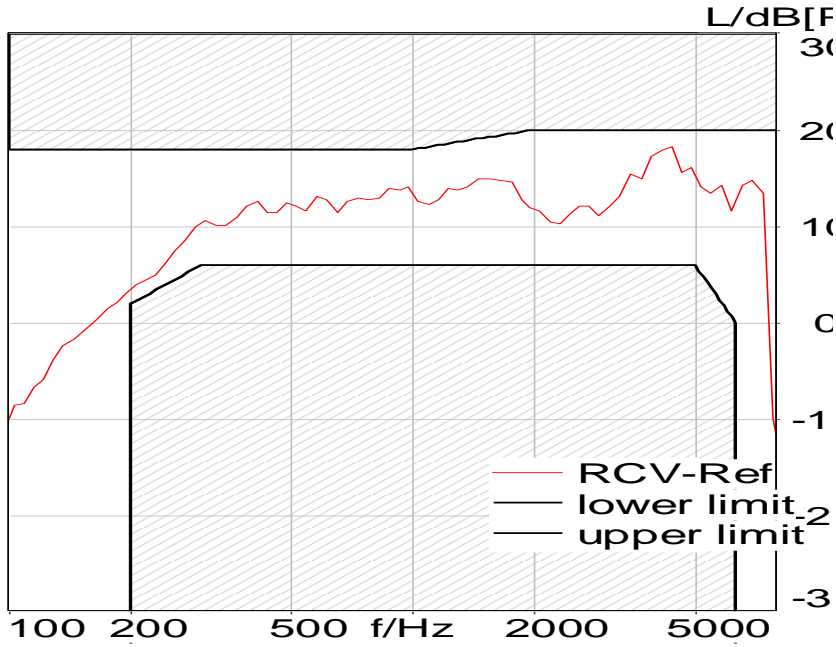
	<b>lower</b>
Run 1	Fit into tolerance





### 5.3 Frequency Response 2N FF

TIA-5050 (2018-01) \ Measurements \ Wideband



Absolute minimal distance  
1.70 dB at 4369.4 Hz Ok

Ok

2023/10/31 下午 05:45 ACQUA 5.1.200

#### Limits

	<b>lower</b>
Run 1	Fit into tolerance