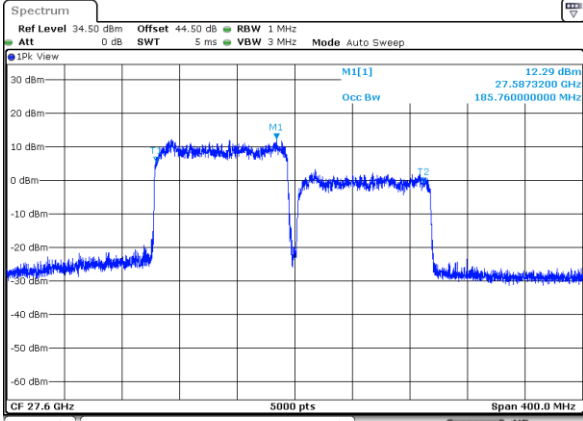




DFT-s-OFDM Module 0

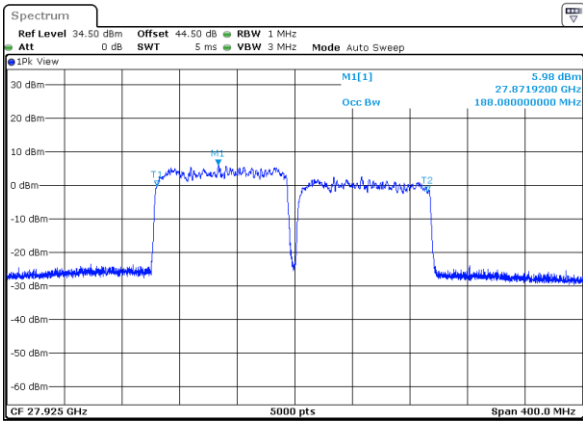
NR Band n261

Lowest Channel / 200MHz / 64QAM



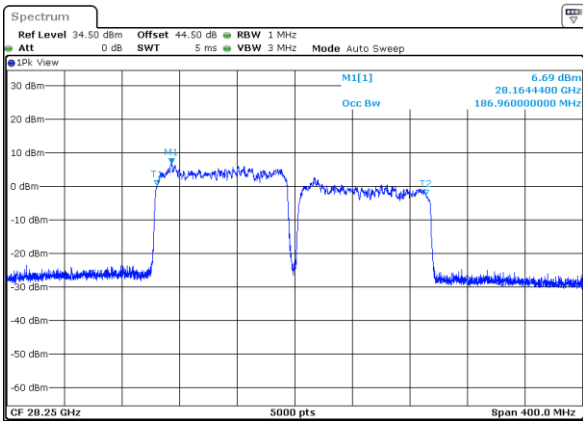
intentionally blank

Middle Channel / 200MHz / 64QAM



intentionally blank

Highest Channel / 200MHz / 64QAM



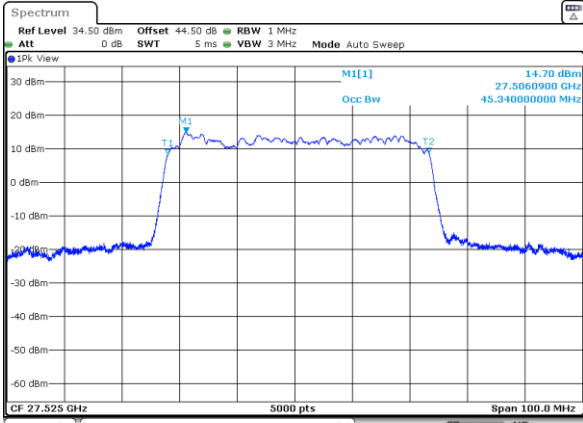
intentionally blank



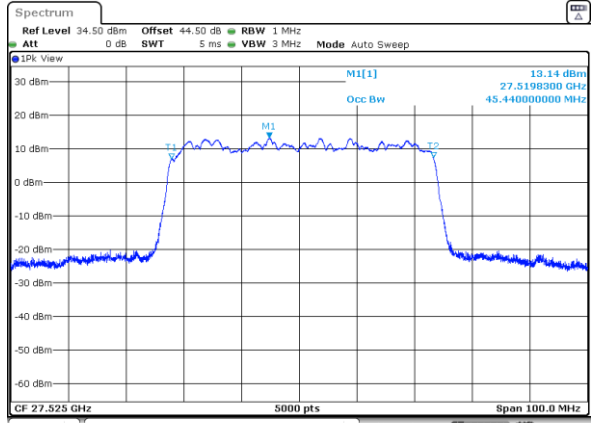
DFT-s-OFDM Module 1

NR Band n261

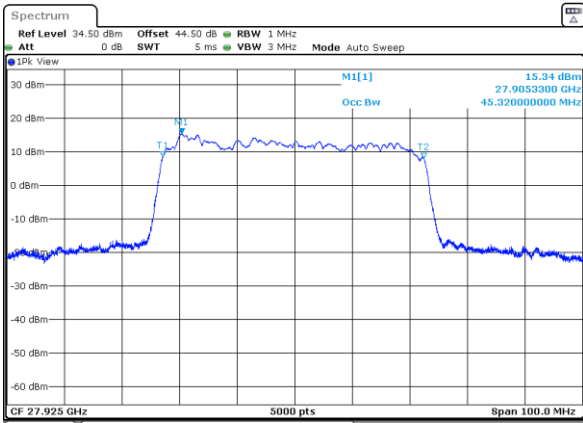
Lowest Channel / 50MHz / QPSK



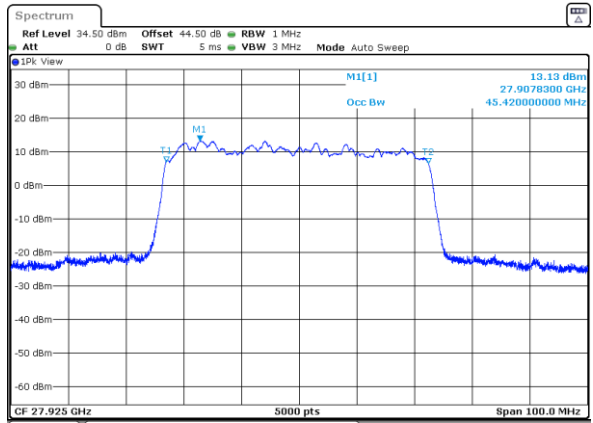
Lowest Channel / 50MHz / 16QAM



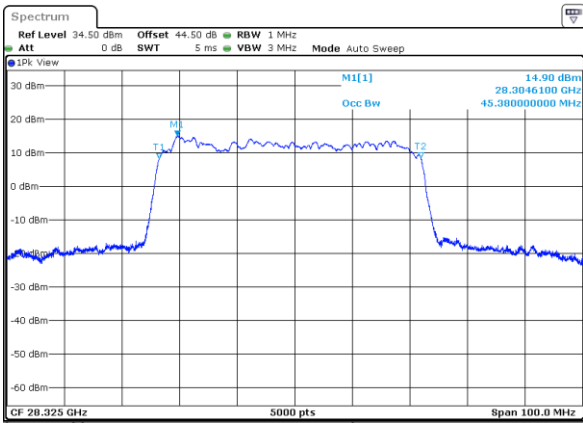
Middle Channel / 50MHz / QPSK



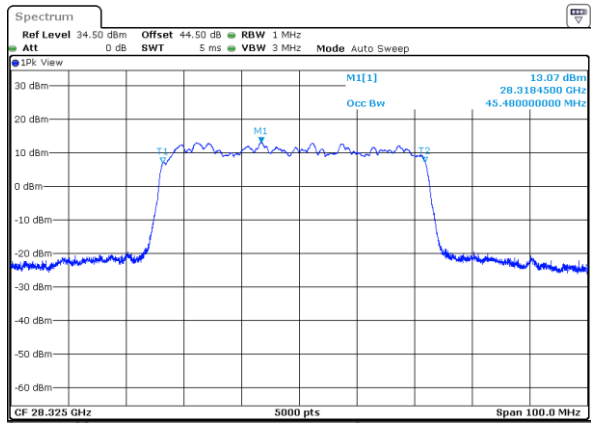
Middle Channel / 50MHz / 16QAM



Highest Channel / 50MHz / QPSK



Highest Channel / 50MHz / 16QAM

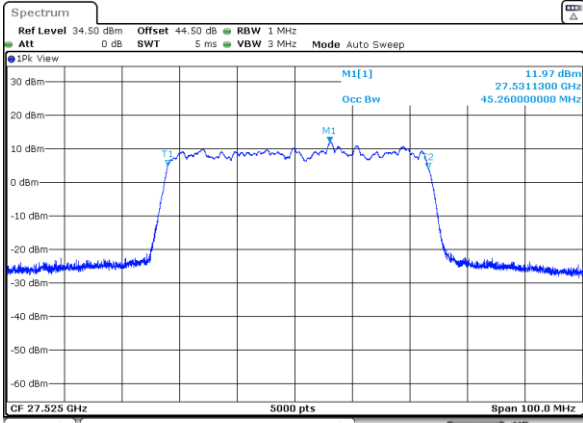




DFT-s-OFDM Module 1

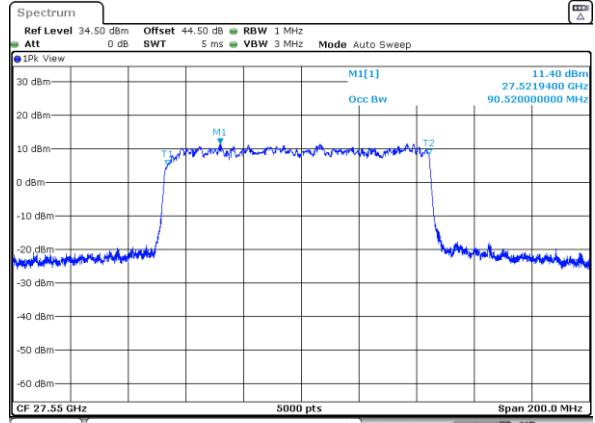
NR Band n261

Lowest Channel / 50MHz / 64QAM



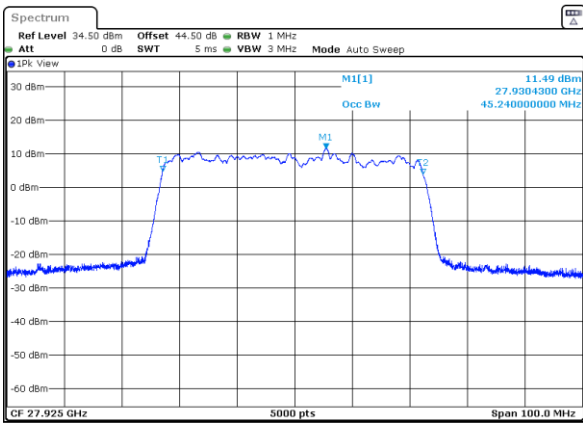
Date: 27_MAY.2020 00:30:53

Lowest Channel / 100MHz / QPSK



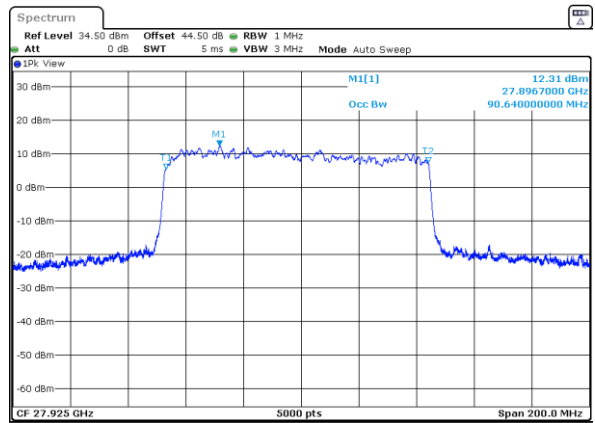
Date: 27_MAY.2020 01:08:38

Middle Channel / 50MHz / 64QAM



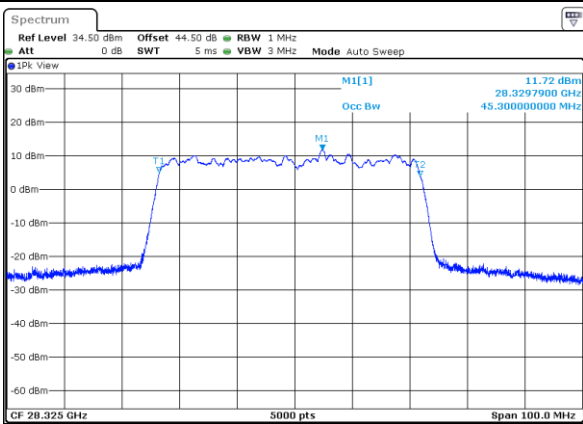
Date: 26_MAY.2020 22:27:50

Middle Channel / 100MHz / QPSK



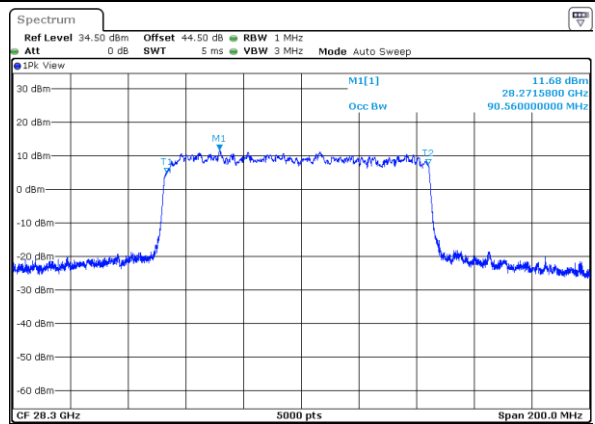
Date: 26_MAY.2020 23:12:31

Highest Channel / 50MHz / 64QAM



Date: 27_MAY.2020 15:38:58

Highest Channel / 100MHz / QPSK



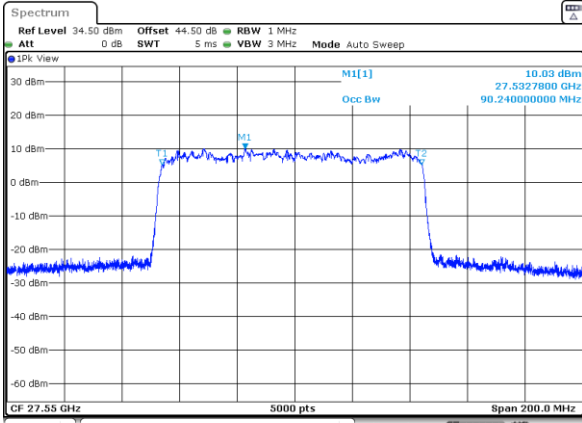
Date: 27_MAY.2020 16:54:24



DFT-s-OFDM Module 1

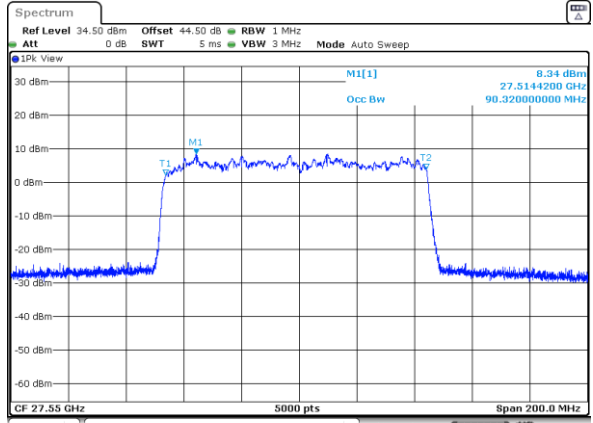
NR Band n261

Lowest Channel / 100MHz / 16QAM



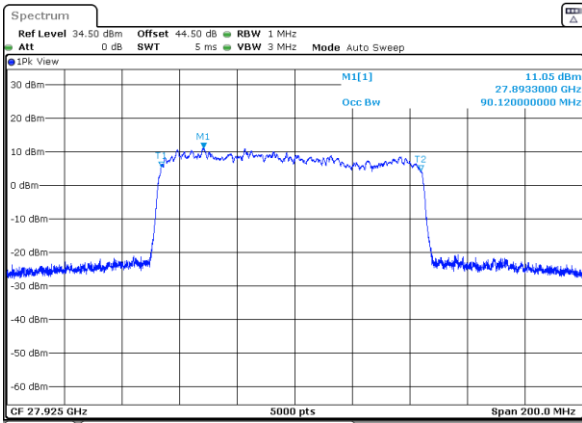
Date: 27_MAY.2020 01:07:03

Lowest Channel / 100MHz / 64QAM



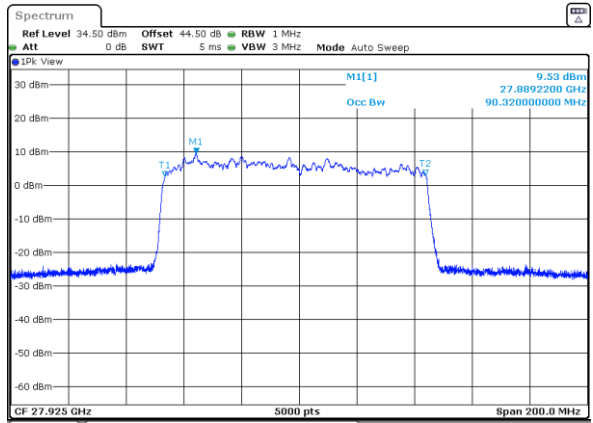
Date: 27_MAY.2020 01:04:12

Middle Channel / 100MHz / 16QAM



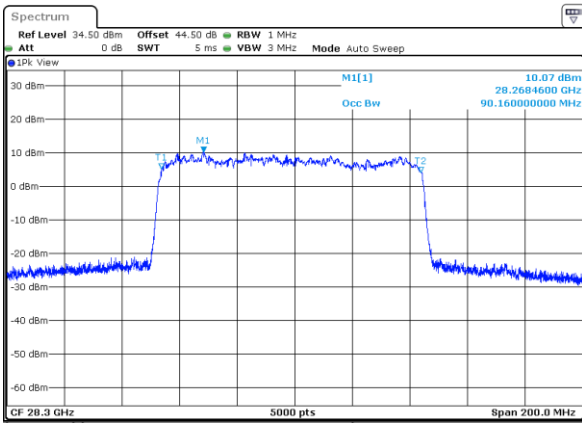
Date: 26_MAY.2020 23:10:47

Middle Channel / 100MHz / 64QAM



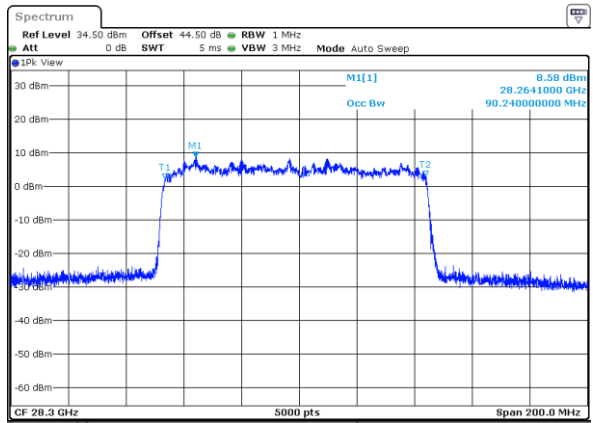
Date: 26_MAY.2020 23:09:22

Highest Channel / 100MHz / 16QAM



Date: 27_MAY.2020 16:55:59

Highest Channel / 100MHz / 64QAM



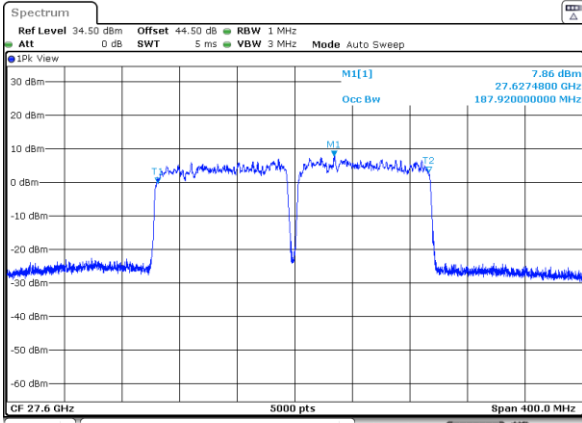
Date: 27_MAY.2020 16:57:15



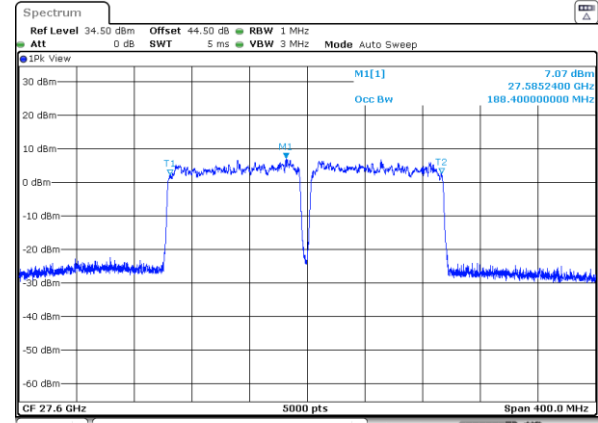
DFT-s-OFDM Module 1

NR Band n261

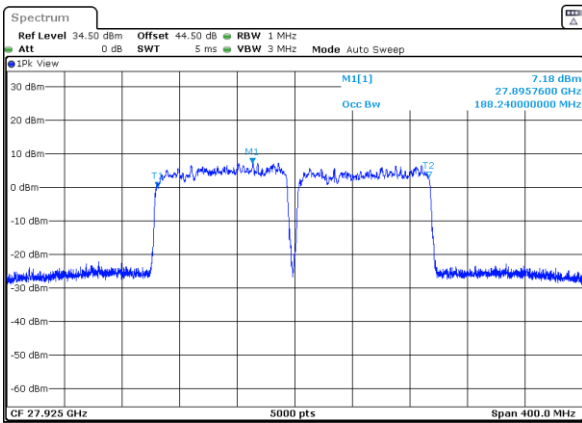
Lowest Channel / 200MHz / QPSK



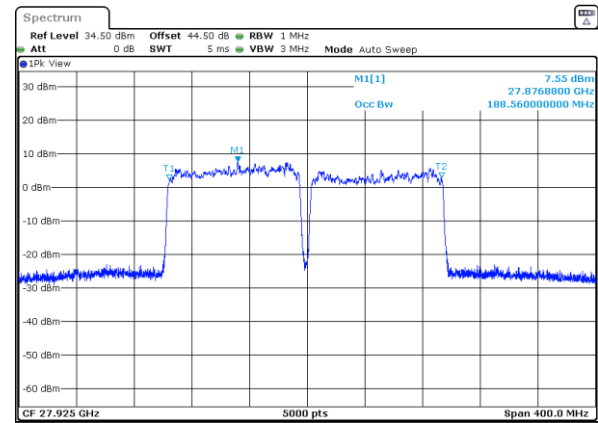
Lowest Channel / 200MHz / 16QAM



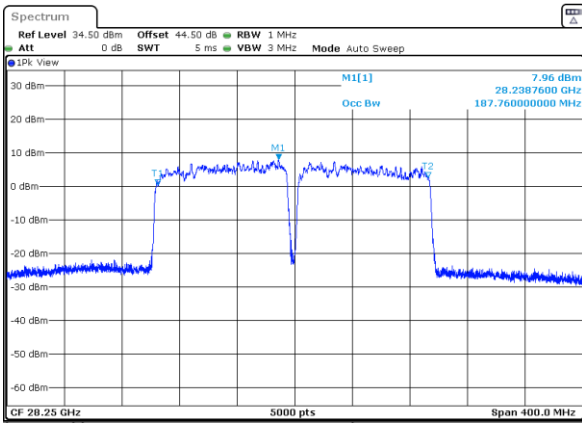
Middle Channel / 200MHz / QPSK



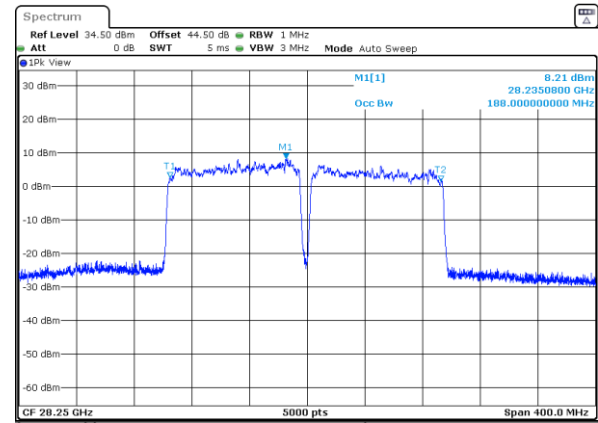
Middle Channel / 200MHz / 16QAM



Highest Channel / 200MHz / QPSK



Highest Channel / 200MHz / 16QAM

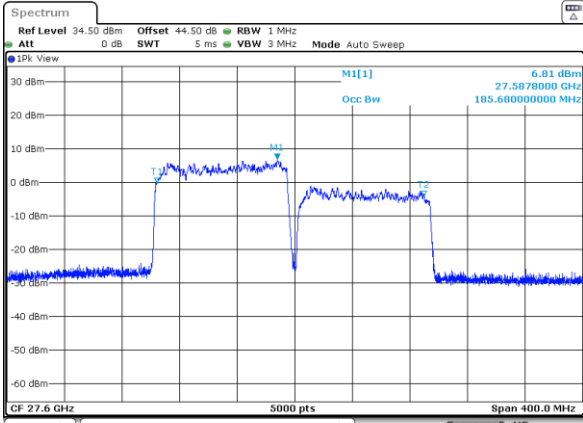




DFT-s-OFDM Module 1

NR Band n261

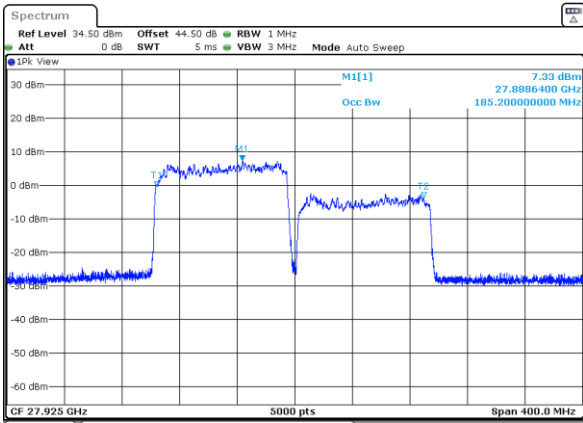
Lowest Channel / 200MHz / 64QAM



Date: 27_MAY_2020 22:28:32

intentionally blank

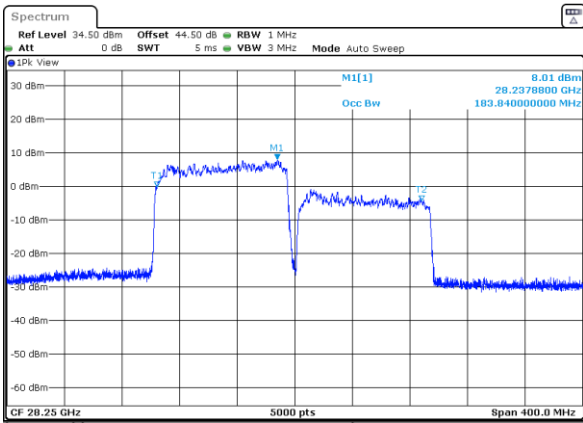
Middle Channel / 200MHz / 64QAM



Date: 27_MAY_2020 21:42:02

intentionally blank

Highest Channel / 200MHz / 64QAM



Date: 27_MAY_2020 23:10:34

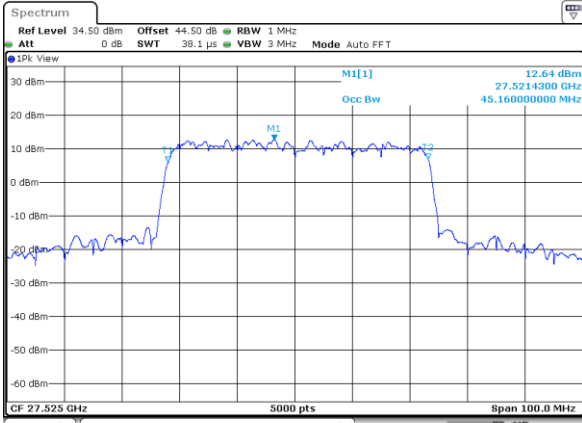
intentionally blank



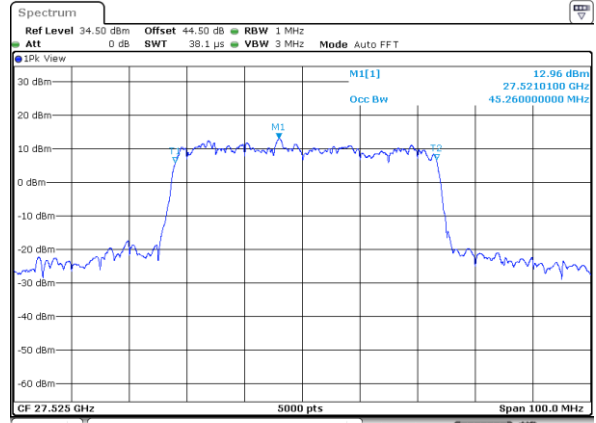
CP-OFDM Module 0

NR Band n261

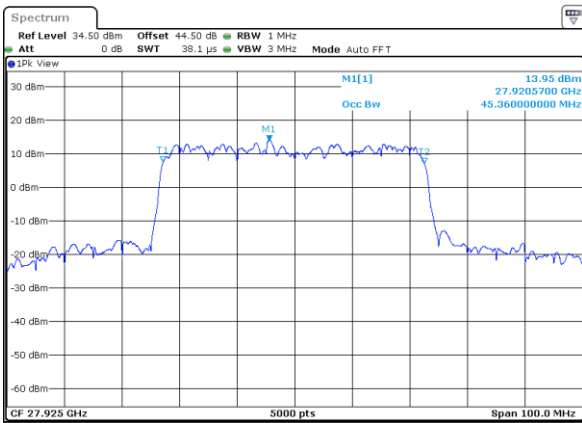
Lowest Channel / 50MHz / QPSK



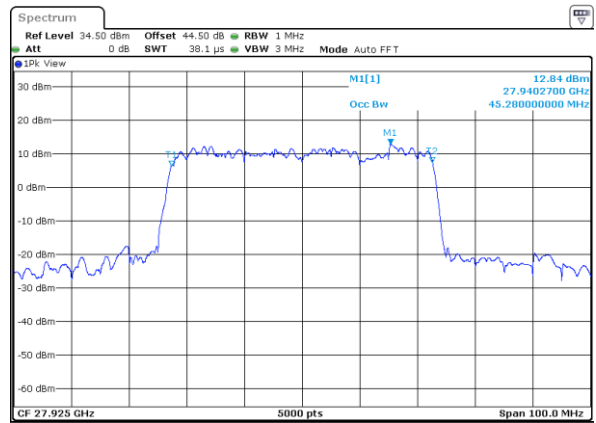
Lowest Channel / 50MHz / 16QAM



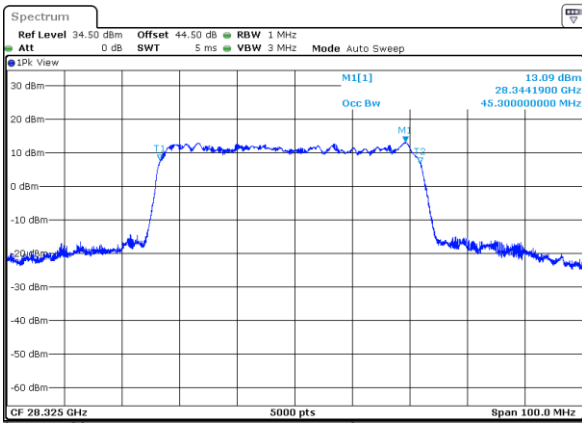
Middle Channel / 50MHz / QPSK



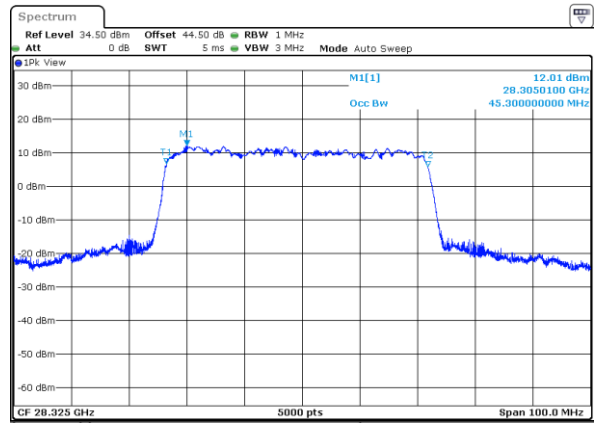
Middle Channel / 50MHz / 16QAM



Highest Channel / 50MHz / QPSK



Highest Channel / 50MHz / 16QAM

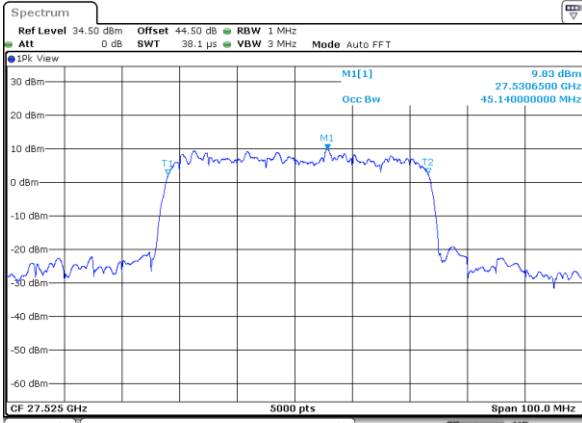




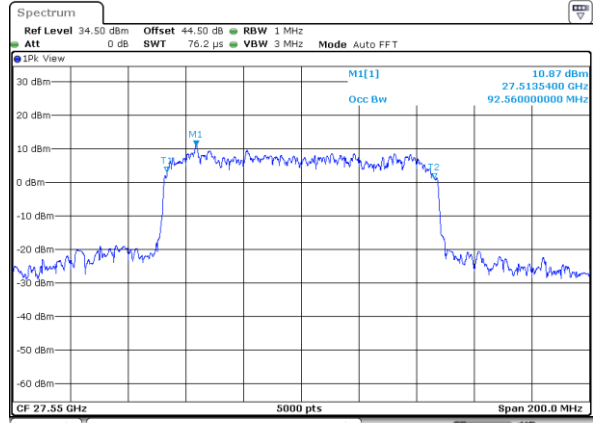
CP-OFDM Module 0

NR Band n261

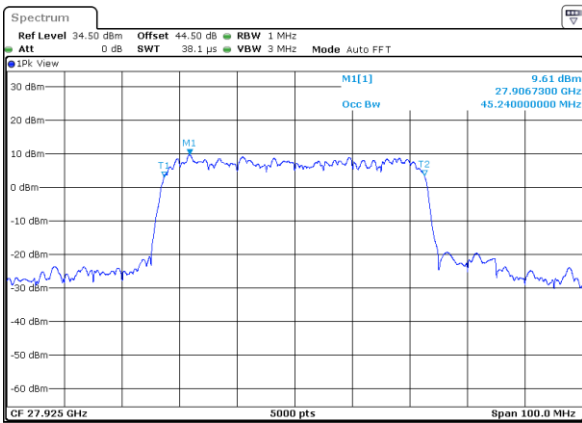
Lowest Channel / 50MHz / 64QAM



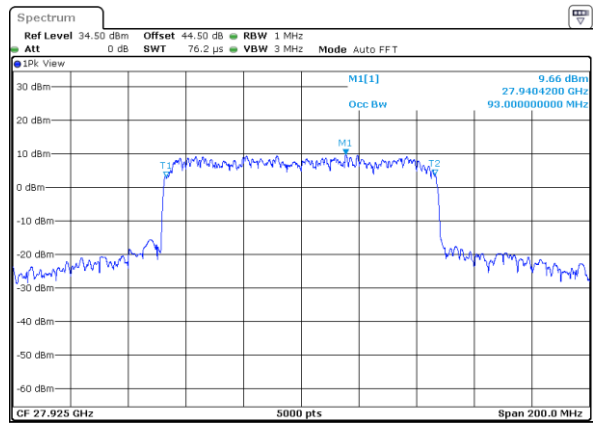
Lowest Channel / 100MHz / QPSK



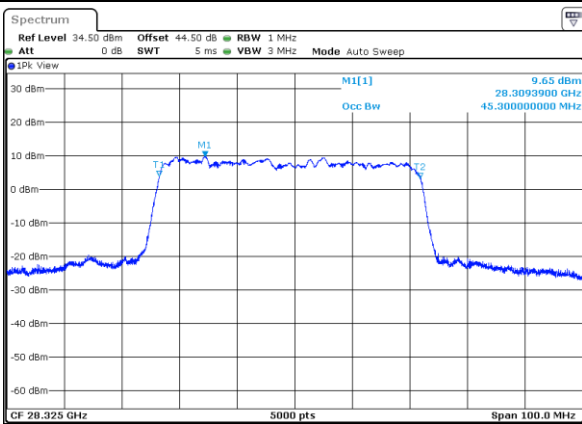
Middle Channel / 50MHz / 64QAM



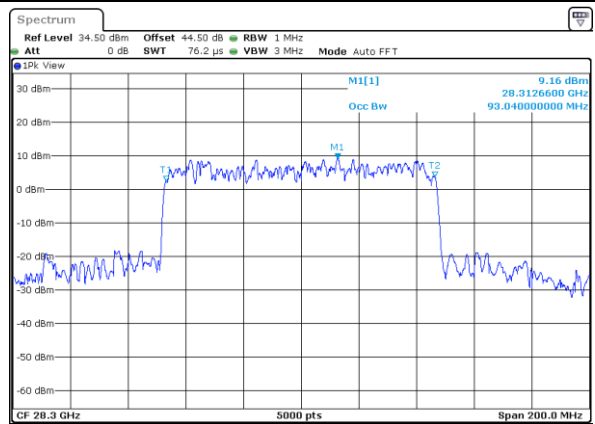
Middle Channel / 100MHz / QPSK



Highest Channel / 50MHz / 64QAM



Highest Channel / 100MHz / QPSK

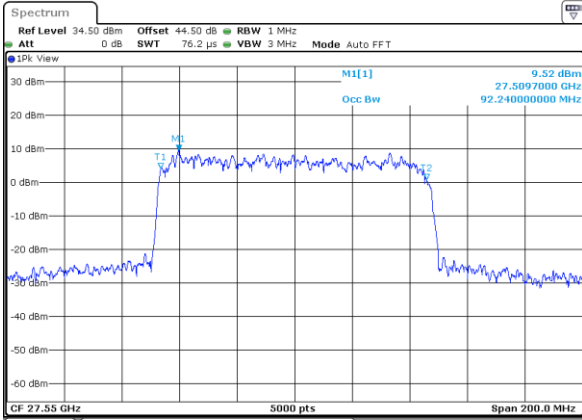




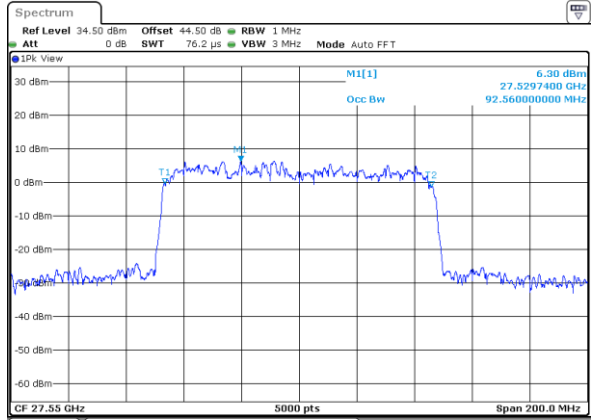
CP-OFDM Module 0

NR Band n261

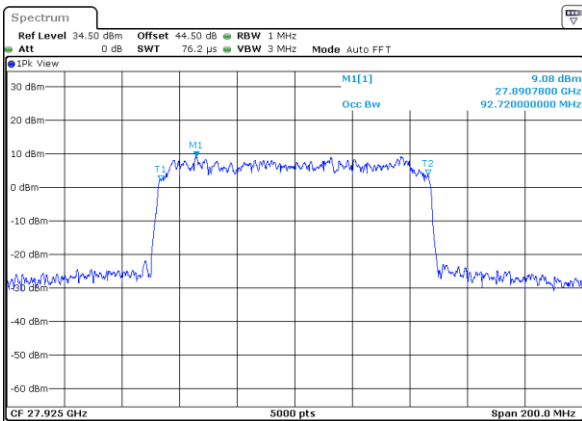
Lowest Channel / 100MHz / 16QAM



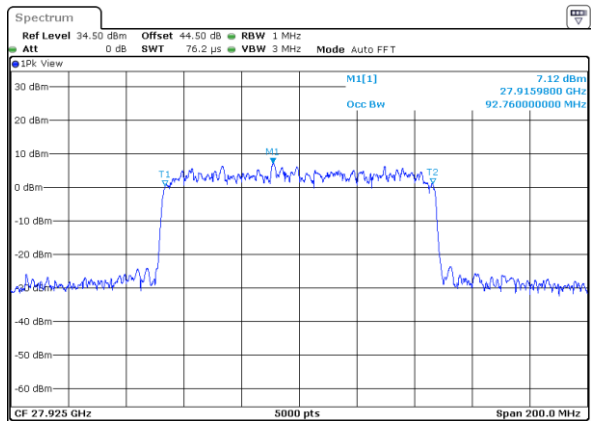
Lowest Channel / 100MHz / 64QAM



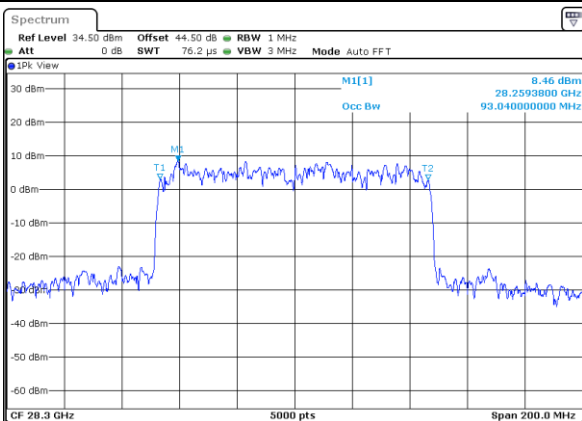
Middle Channel / 100MHz / 16QAM



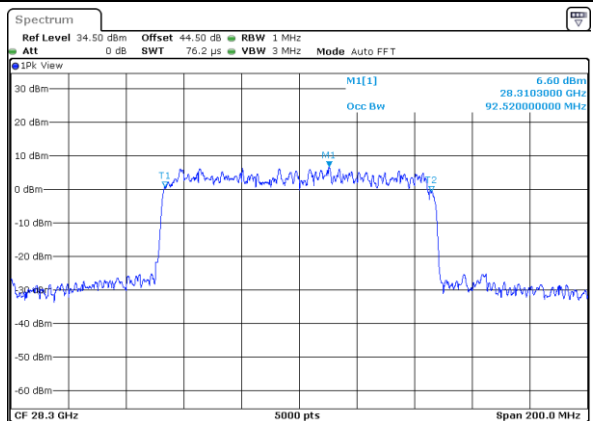
Middle Channel / 100MHz / 64QAM



Highest Channel / 100MHz / 16QAM



Highest Channel / 100MHz / 64QAM

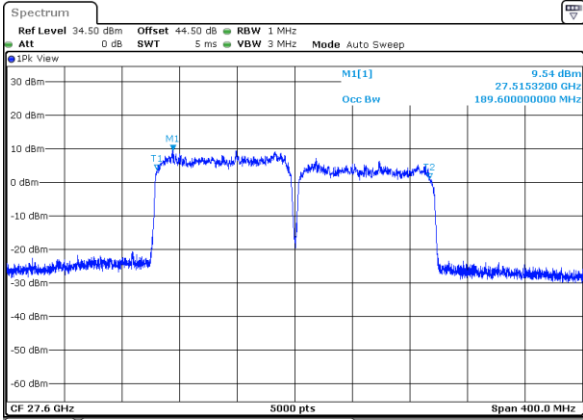




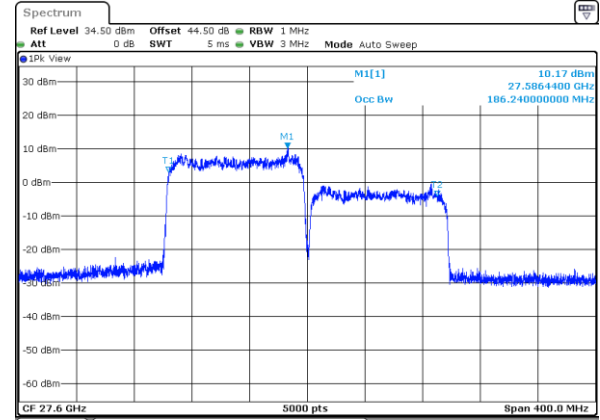
CP-OFDM Module 0

NR Band n261

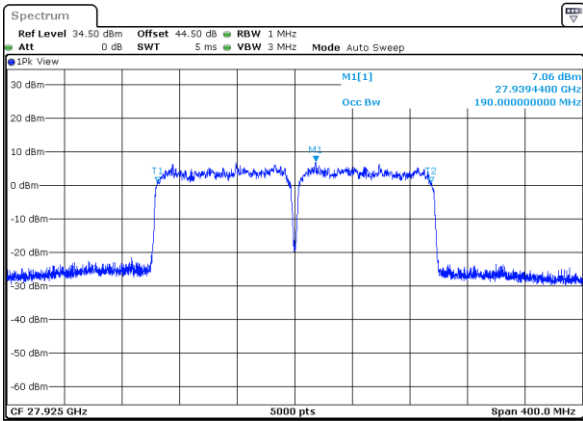
Lowest Channel / 200MHz / QPSK



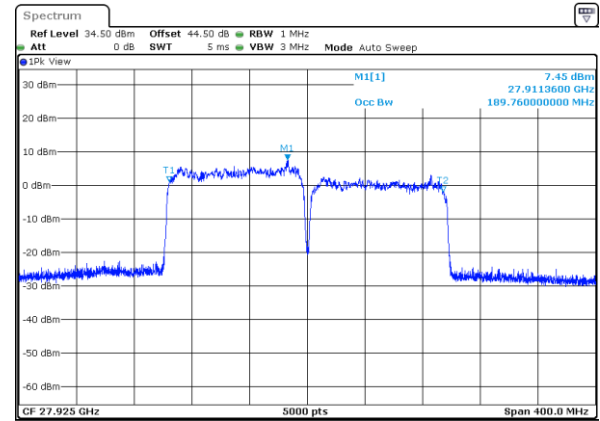
Lowest Channel / 200MHz / 16QAM



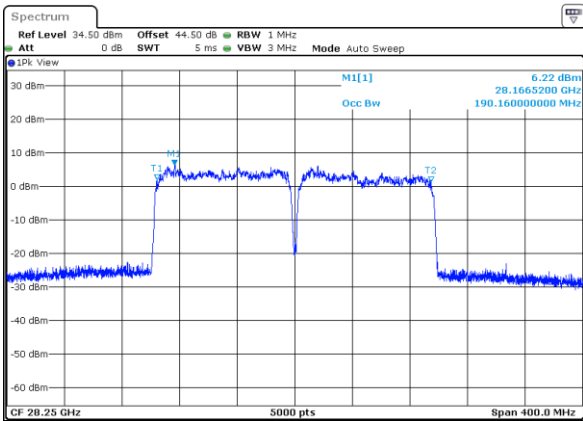
Middle Channel / 200MHz / QPSK



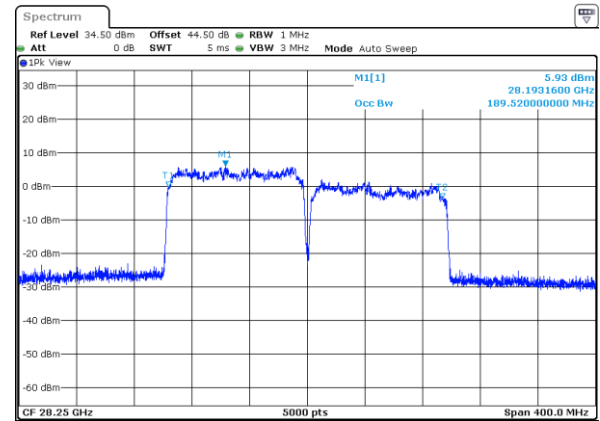
Middle Channel / 200MHz / 16QAM



Highest Channel / 200MHz / QPSK



Highest Channel / 200MHz / 16QAM

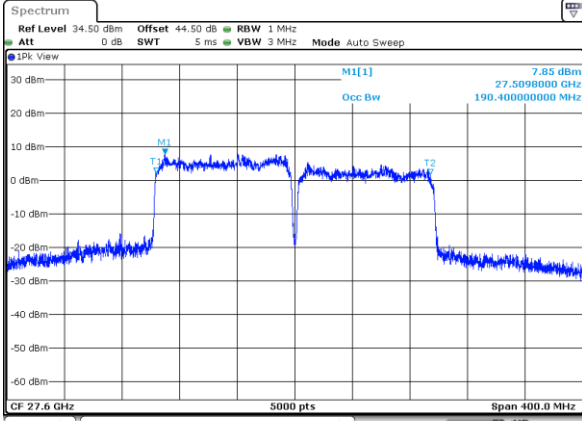




CP-OFDM Module 0

NR Band n261

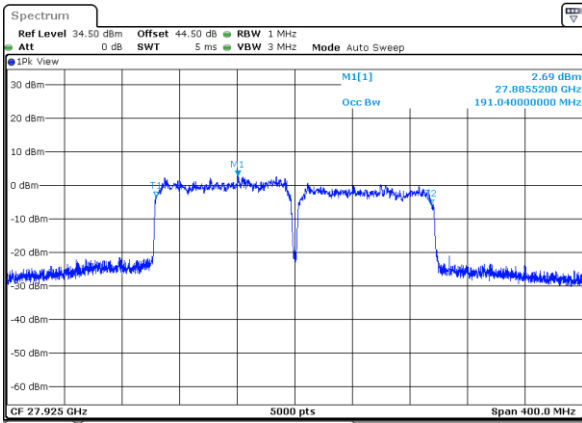
Lowest Channel / 200MHz / 64QAM



Date: 23_MAY_2020 14:48:53

intentionally blank

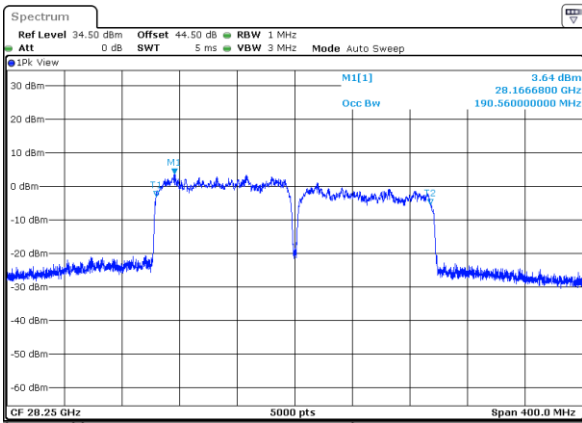
Middle Channel / 200MHz / 64QAM



Date: 23_MAY_2020 19:26:16

intentionally blank

Highest Channel / 200MHz / 64QAM



Date: 23_MAY_2020 21:18:17

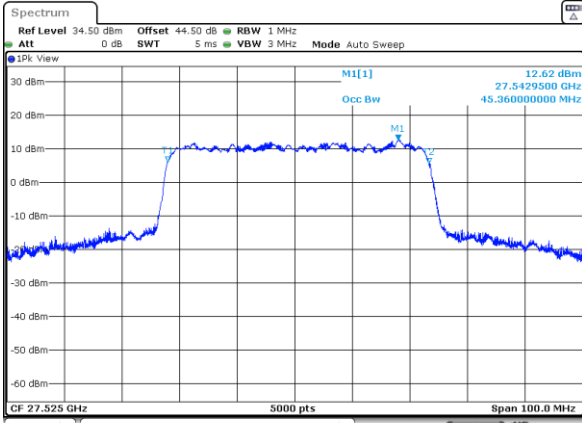
intentionally blank



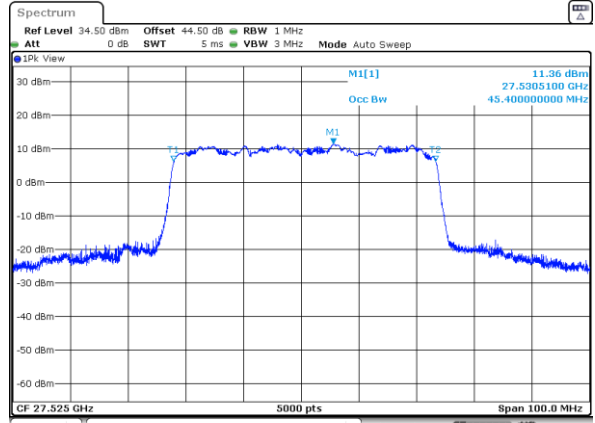
CP-OFDM Module 1

NR Band n261

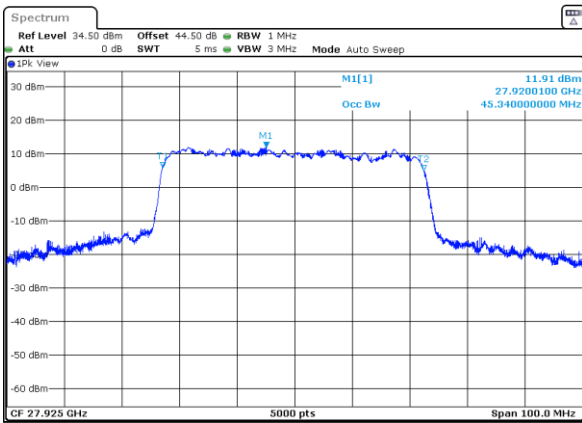
Lowest Channel / 50MHz / QPSK



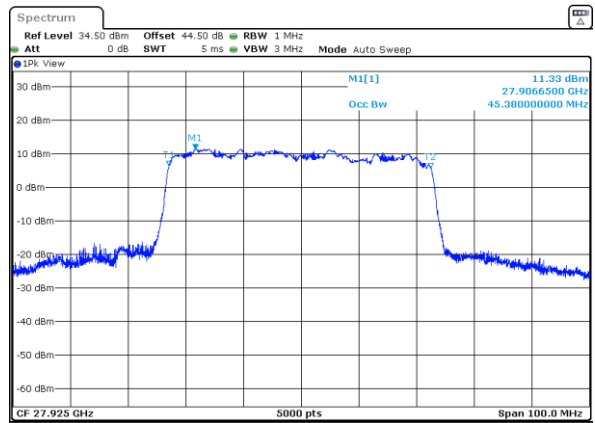
Lowest Channel / 50MHz / 16QAM



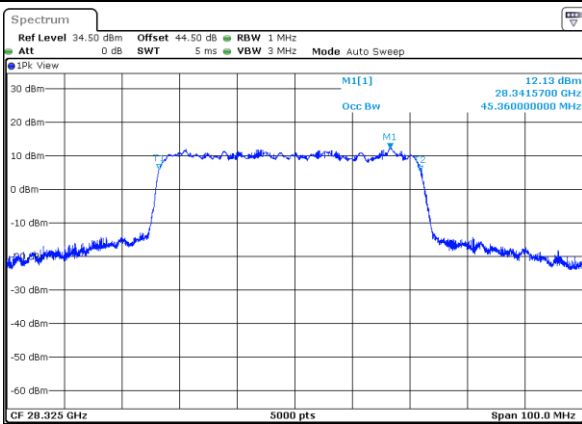
Middle Channel / 50MHz / QPSK



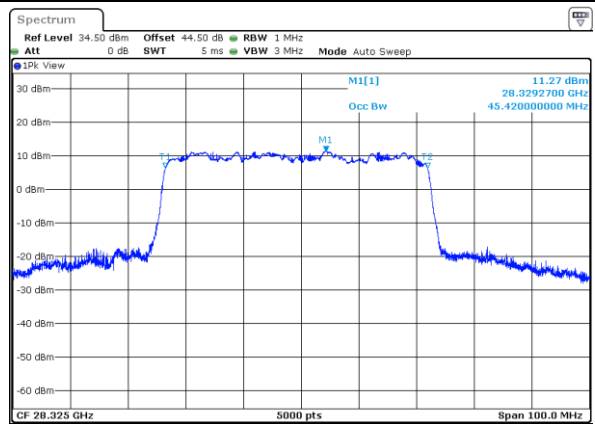
Middle Channel / 50MHz / 16QAM



Highest Channel / 50MHz / QPSK



Highest Channel / 50MHz / 16QAM

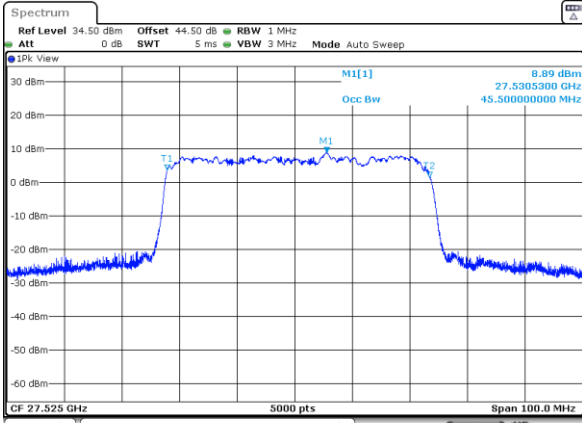




CP-OFDM Module 1

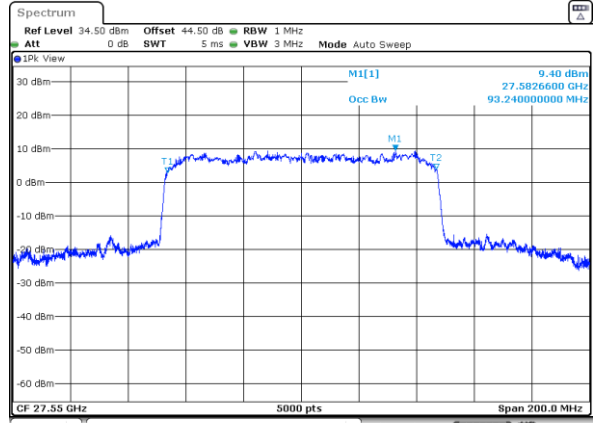
NR Band n261

Lowest Channel / 50MHz / 64QAM



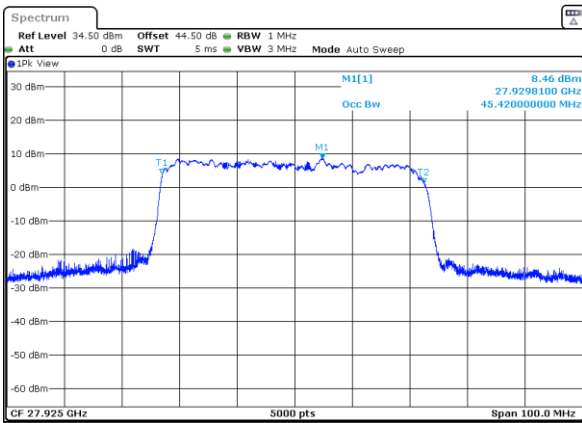
Date: 27_MAY.2020 00:49:02

Lowest Channel / 100MHz / QPSK



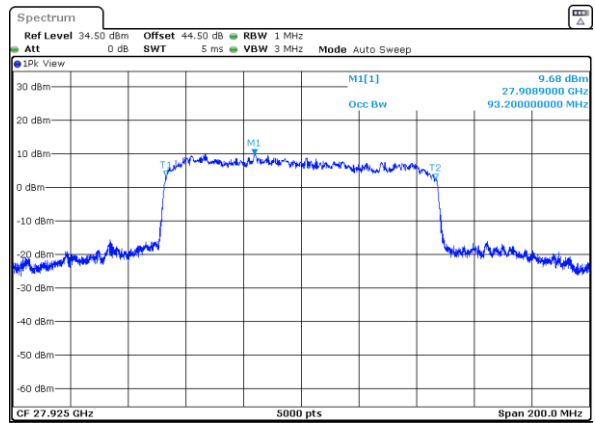
Date: 27_MAY.2020 01:12:19

Middle Channel / 50MHz / 64QAM



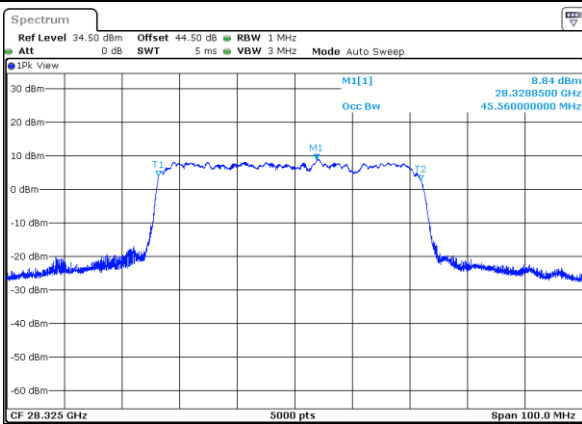
Date: 26_MAY.2020 22:32:37

Middle Channel / 100MHz / QPSK



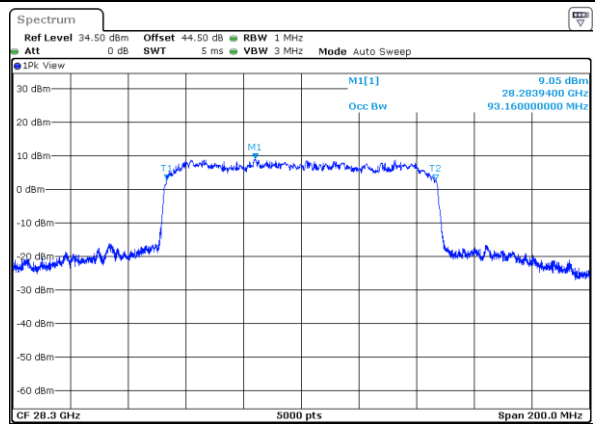
Date: 26_MAY.2020 23:15:10

Highest Channel / 50MHz / 64QAM



Date: 27_MAY.2020 15:51:23

Highest Channel / 100MHz / QPSK



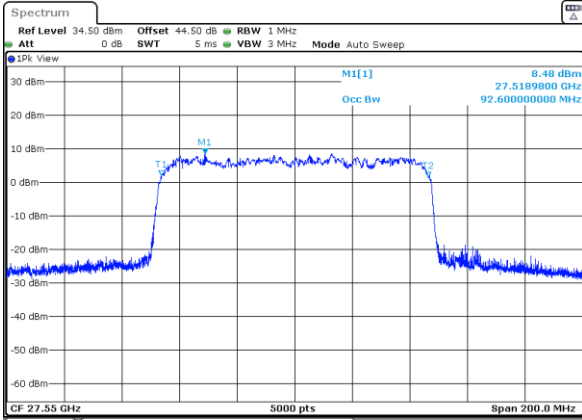
Date: 27_MAY.2020 16:59:16



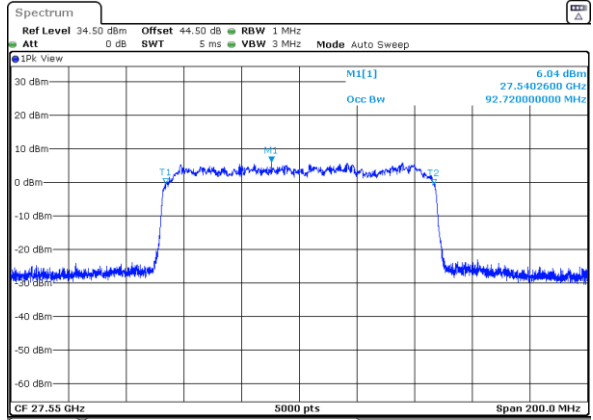
CP-OFDM Module 1

NR Band n261

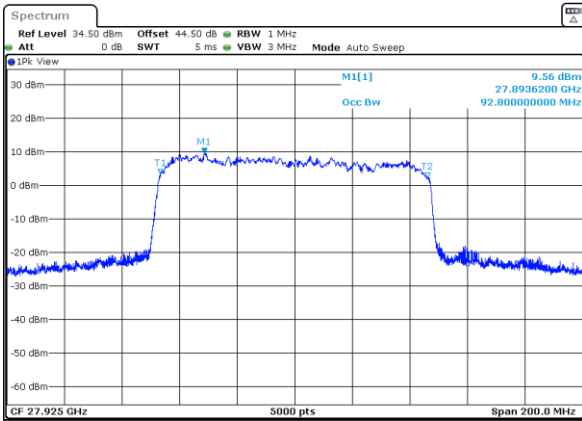
Lowest Channel / 100MHz / 16QAM



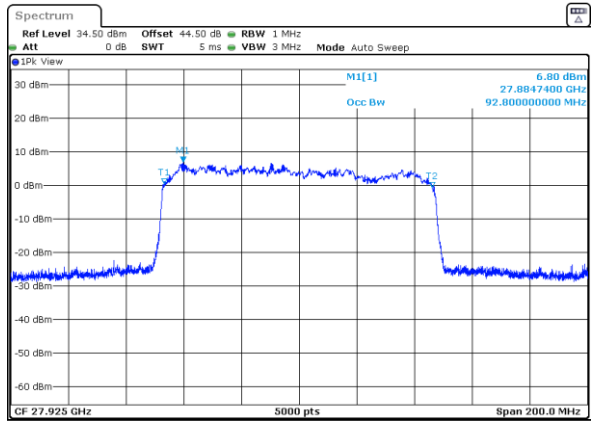
Lowest Channel / 100MHz / 64QAM



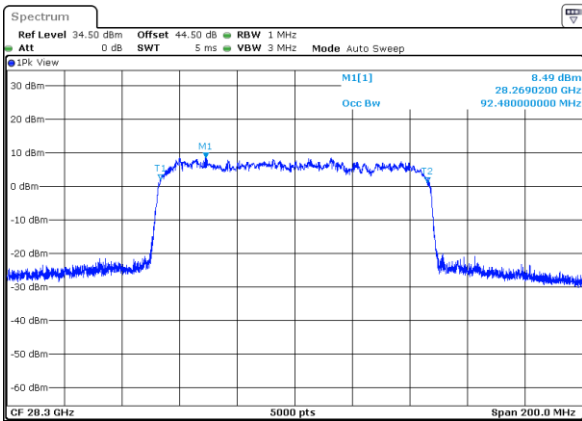
Middle Channel / 100MHz / 16QAM



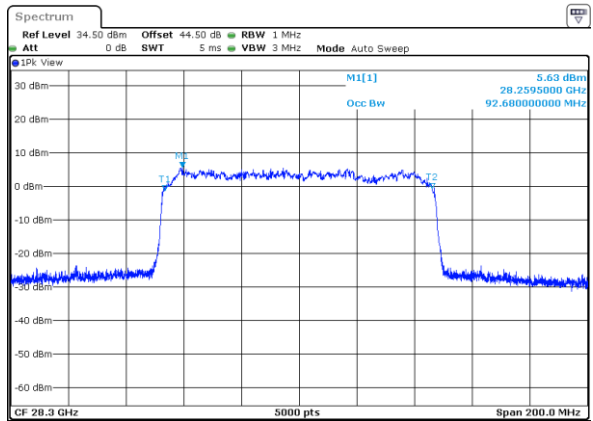
Middle Channel / 100MHz / 64QAM



Highest Channel / 100MHz / 16QAM



Highest Channel / 100MHz / 64QAM

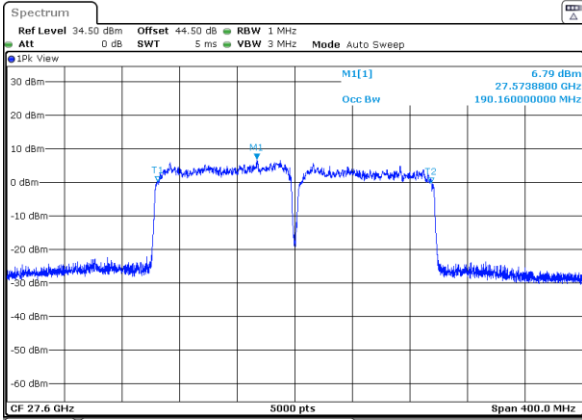




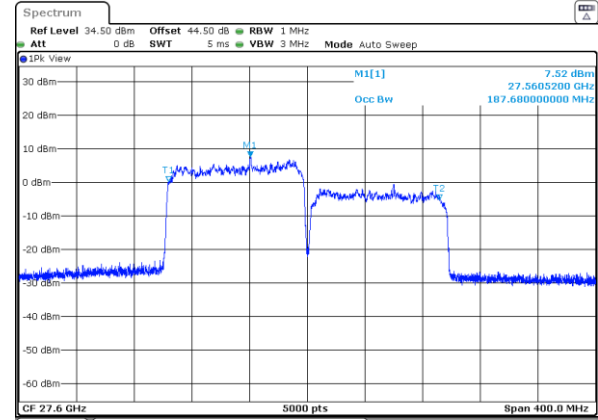
CP-OFDM Module 1

NR Band n261

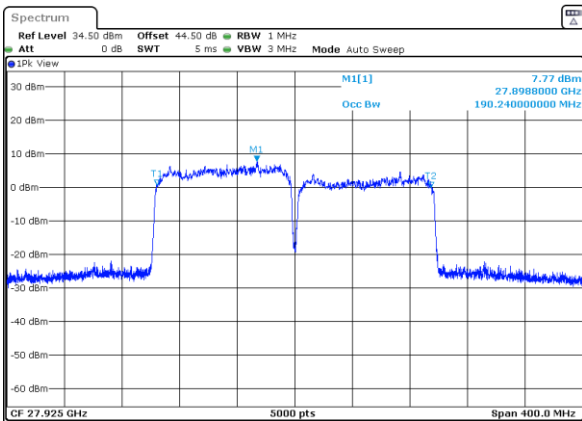
Lowest Channel / 200MHz / QPSK



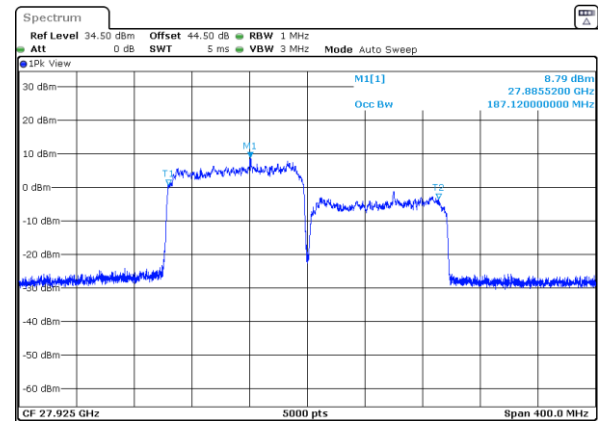
Lowest Channel / 200MHz / 16QAM



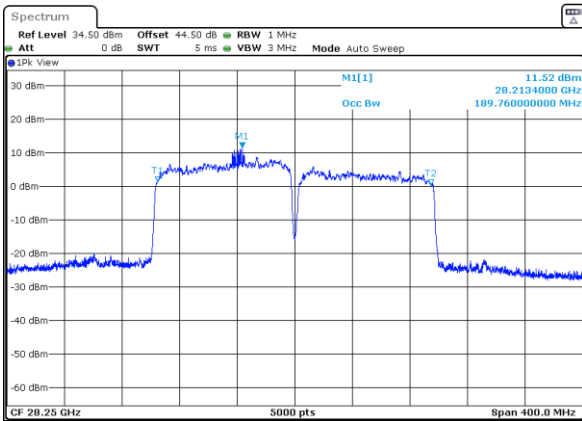
Middle Channel / 200MHz / QPSK



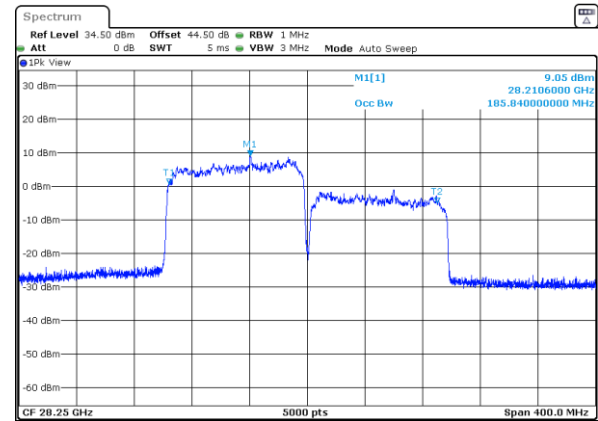
Middle Channel / 200MHz / 16QAM



Highest Channel / 200MHz / QPSK



Highest Channel / 200MHz / 16QAM





CP-OFDM Module 1

NR Band n261	
<p>Lowest Channel / 200MHz / 64QAM</p> <p>intentionally blank</p>	
<p>Middle Channel / 200MHz / 64QAM</p> <p>intentionally blank</p>	
<p>Highest Channel / 200MHz / 64QAM</p> <p>intentionally blank</p>	



Radiated Out of Band Emissions

Mode			DFT-s-OFDM Module 0 NR Band n261 : BE (dBm) 1 RB								
BW			50MHz			100MHz			200MHz		
Mod.			QPSK	16QAM	64QAM	QPSK	16QAM	64QAM	QPSK	16QAM	64QAM
Limit (dBm)											
Low CH	0~10%OB	≤ -5	-28.46	-29.14	-31.00	-21.91	-24.77	-25.45	-30.08	-29.95	-30.26
	>10%OB	≤ -13	-35.48	-37.61	-37.08	-34.71	-36.04	-37.12	-36.50	-36.02	-36.26
High CH	0~10%OB	≤ -5	-17.80	-29.30	-31.36	-23.63	-26.70	-25.47	-37.59	-38.10	-37.49
	>10%OB	≤ -13	-28.97	-39.29	-40.13	-38.89	-39.68	-40.35	-41.76	-41.83	-40.80
Result			Compliance								

Mode			DFT-s-OFDM Module 1 NR Band n261 : BE (dBm) 1 RB								
BW			50MHz			100MHz			200MHz		
Limit (dBm)			QPSK	16QAM	64QAM	QPSK	16QAM	64QAM	QPSK	16QAM	64QAM
Low CH	0~10%OB	≤ -5	-26.62	-28.67	-31.11	-22.83	-24.83	-24.94	-30.79	-29.16	-28.72
	>10%OB	≤ -13	-35.11	-36.47	-37.78	-35.21	-36.39	-37.62	-36.72	-36.67	-34.94
High CH	0~10%OB	≤ -5	-28.29	-31.14	-32.17	-24.68	-26.54	-26.73	-42.42	-41.94	-41.31
	>10%OB	≤ -13	-38.86	-39.69	-39.91	-39.03	-39.99	-39.71	-40.73	-40.72	-40.24
Result			Compliance								

Mode			CP-OFDM Module 0 NR Band n261 : BE (dBm) 1 RB								
BW			50MHz			100MHz			200MHz		
Limit (dBm)			QPSK	16QAM	64QAM	QPSK	16QAM	64QAM	QPSK	16QAM	64QAM
Low CH	0~10%OB	≤ -5	-29.49	-31.13	-34.09	-24.10	-25.08	-29.41	-28.00	-28.67	-33.51
	>10%OB	≤ -13	-36.69	-38.72	-40.10	-35.73	-37.61	-38.95	-34.49	-33.75	-33.90
High CH	0~10%OB	≤ -5	-28.47	-31.58	-33.32	-25.45	-26.01	-29.06	-38.34	-37.02	-40.15
	>10%OB	≤ -13	-39.65	-40.42	-41.87	-39.19	-39.38	-41.41	-41.43	-40.69	-41.61
Result			Compliance								

Mode			CP-OFDM Module 1 NR Band n261 : BE (dBm) 1 RB								
BW			50MHz			100MHz			200MHz		
Limit (dBm)			QPSK	16QAM	64QAM	QPSK	16QAM	64QAM	QPSK	16QAM	64QAM
Low CH	0~10%OB	≤ -5	-29.60	-30.93	-33.85	-25.71	-26.42	-30.30	-30.64	-30.92	-36.73
	>10%OB	≤ -13	-37.20	-38.32	-39.65	-37.17	-37.69	-39.66	-36.00	-34.78	-39.78
High CH	0~10%OB	≤ -5	-31.68	-31.53	-34.68	-27.08	-26.68	-30.27	-41.84	-42.24	-37.03
	>10%OB	≤ -13	-40.28	-40.24	-41.61	-40.34	-40.40	-41.33	-40.49	-40.41	-35.62
Result			Compliance								



Radiated Out of Band Emissions

Mode			DFT-s-OFDM Module 0 NR Band n261 : BE (dBm) Full RB								
BW			50MHz			100MHz			200MHz		
Mod.			QPSK	16QAM	64QAM	QPSK	16QAM	64QAM	QPSK	16QAM	64QAM
Limit (dBm)											
Low CH	0~10%OB	≤ -5	-35.59	-37.00	-39.15	-36.17	-39.62	-40.02	-39.61	-38.24	-42.20
	>10%OB	≤ -13	-36.76	-37.40	-40.41	-37.80	-41.36	-41.44	-39.86	-38.30	-42.58
High CH	0~10%OB	≤ -5	-34.40	-37.05	-39.29	-37.08	-36.93	-41.42	-42.11	-42.37	-43.43
	>10%OB	≤ -13	-36.71	-39.33	-41.53	-40.99	-40.93	-42.10	-42.25	-42.31	-42.33
Result			Compliance								

Mode			DFT-s-OFDM Module 1 NR Band n261 : BE (dBm) Full RB								
BW			50MHz			100MHz			200MHz		
Limit (dBm)			QPSK	16QAM	64QAM	QPSK	16QAM	64QAM	QPSK	16QAM	64QAM
Low CH	0~10%OB	≤ -5	-34.55	-37.48	-39.45	-36.13	-39.47	-40.61	-40.31	-40.69	-41.56
	>10%OB	≤ -13	-35.21	-38.49	-40.40	-37.90	-40.08	-41.36	-41.24	-40.58	-41.71
High CH	0~10%OB	≤ -5	-33.76	-37.22	-39.13	-36.17	-39.49	-41.37	-41.05	-41.50	-42.95
	>10%OB	≤ -13	-34.11	-37.96	-40.19	-36.88	-40.11	-42.04	-41.52	-42.01	-42.82
Result			Compliance								

Mode			CP-OFDM Module 0 NR Band n261 : BE (dBm) Full RB								
BW			50MHz			100MHz			200MHz		
Limit (dBm)			QPSK	16QAM	64QAM	QPSK	16QAM	64QAM	QPSK	16QAM	64QAM
Low CH	0~10%OB	≤ -5	-34.40	-37.40	-40.47	-35.63	-39.14	-41.17	-39.70	-40.31	-37.04
	>10%OB	≤ -13	-35.35	-38.69	-41.93	-37.27	-40.18	-42.10	-40.32	-41.85	-37.88
High CH	0~10%OB	≤ -5	-33.16	-37.30	-40.14	-35.22	-39.17	-41.68	-42.31	-43.33	-42.02
	>10%OB	≤ -13	-37.09	-40.46	-42.27	-38.42	-41.77	-42.27	-42.25	-42.42	-42.24
Result			Compliance								

Mode			CP-OFDM Module 1 NR Band n261 : BE (dBm) Full RB								
BW			50MHz			100MHz			200MHz		
Limit (dBm)			QPSK	16QAM	64QAM	QPSK	16QAM	64QAM	QPSK	16QAM	64QAM
Low CH	0~10%OB	≤ -5	-34.68	-37.65	-39.57	-36.35	-39.24	-41.09	-40.36	-41.13	-40.34
	>10%OB	≤ -13	-36.30	-39.12	-41.19	-37.45	-40.33	-41.60	-40.73	-41.78	-40.25
High CH	0~10%OB	≤ -5	-36.94	-36.95	-40.27	-35.82	-39.29	-41.18	-41.99	-43.12	-41.03
	>10%OB	≤ -13	-38.39	-38.16	-41.17	-37.09	-40.39	-42.05	-42.52	-42.87	-41.62
Result			Compliance								

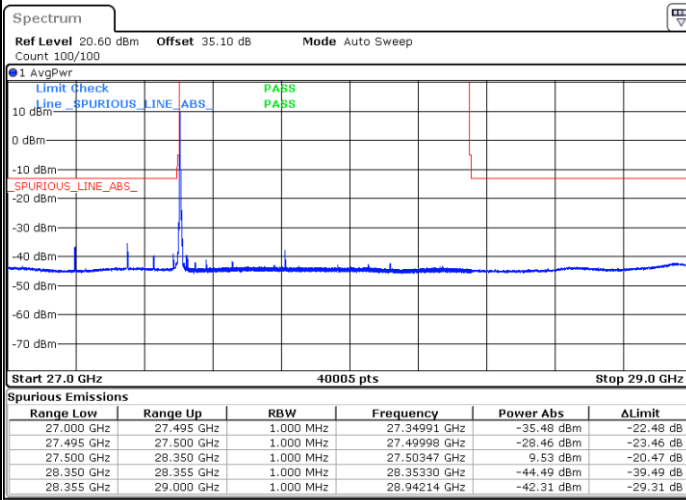


DFT-s-OFDM Module 0

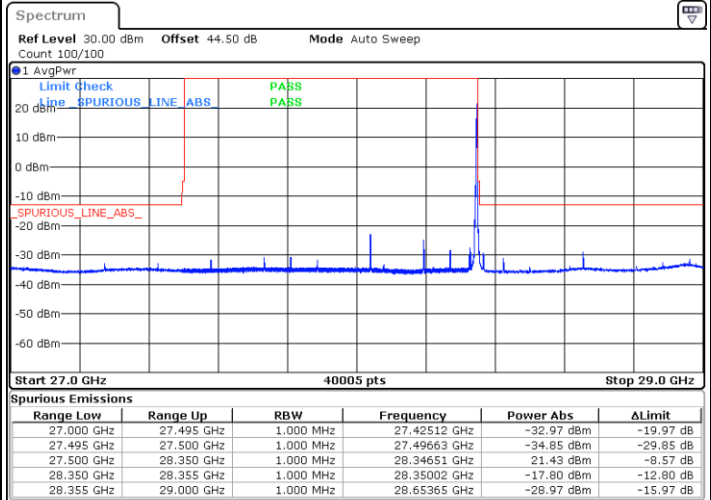
NR Band n261 / 50MHz / QPSK

Lowest Band Edge / 1 RB

Highest Band Edge / 1 RB



Date: 21.MAY.2020 19:45:09

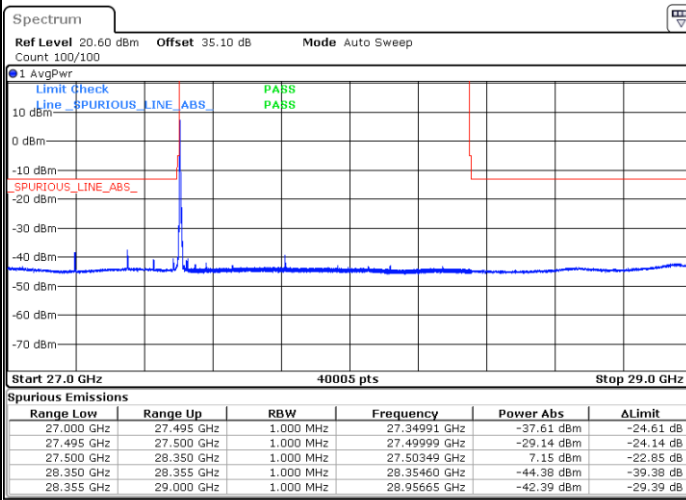


Date: 22.MAY.2020 14:30:19

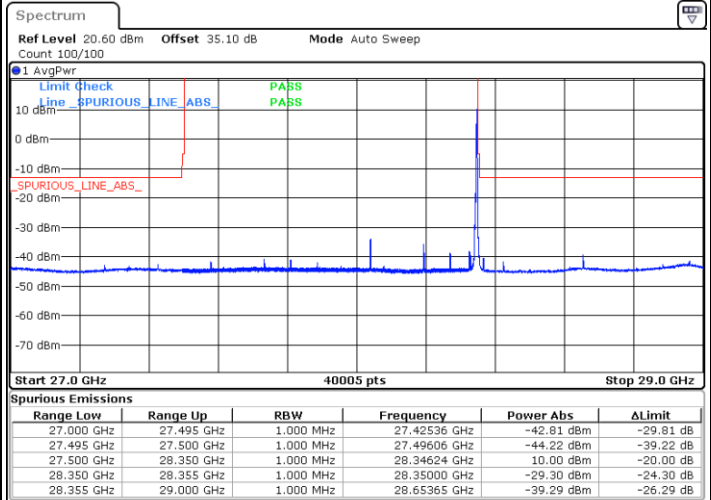
NR Band n261 / 50MHz / 16QAM

Lowest Band Edge / 1 RB

Highest Band Edge / 1 RB



Date: 21.MAY.2020 19:45:49



Date: 22.MAY.2020 14:28:14

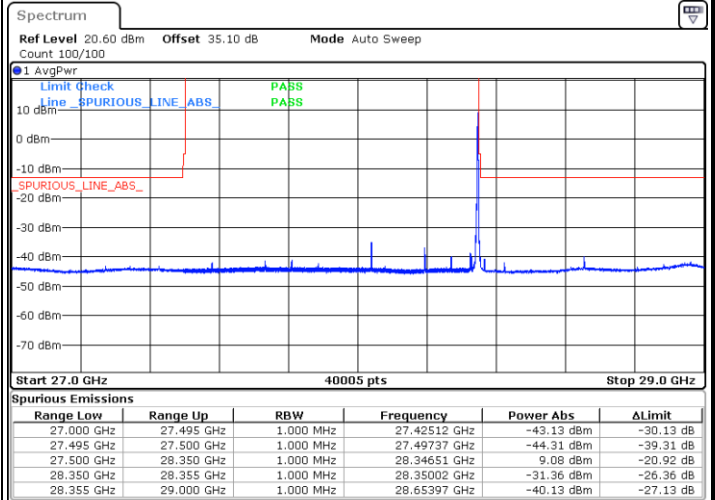
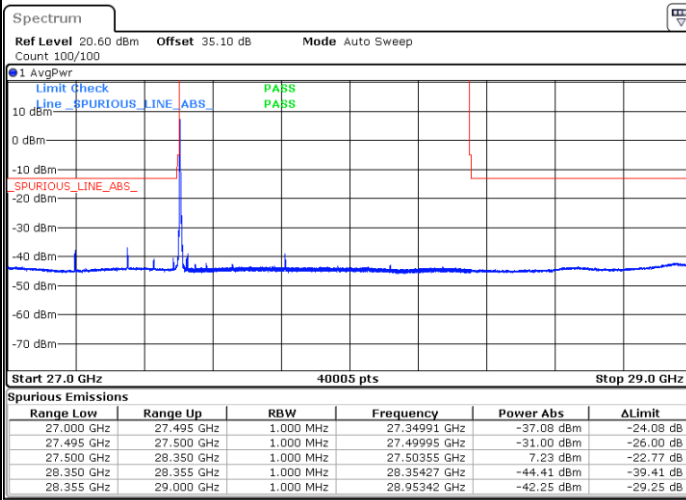


DFT-s-OFDM Module 0

NR Band n261 / 50MHz / 64QAM

Lowest Band Edge / 1 RB

Highest Band Edge / 1 RB



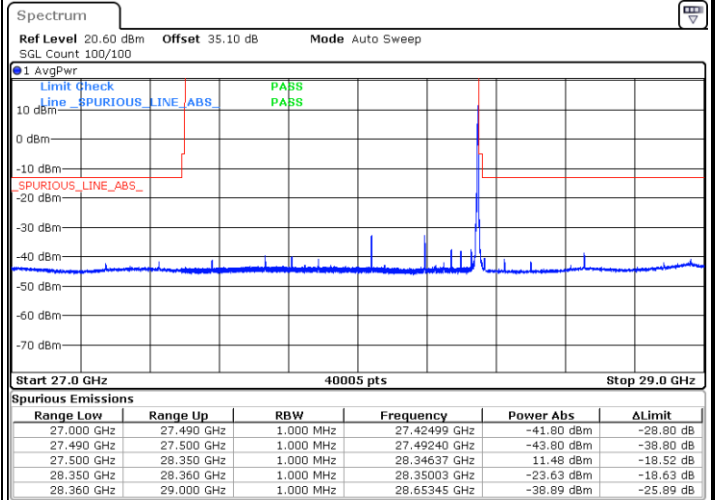
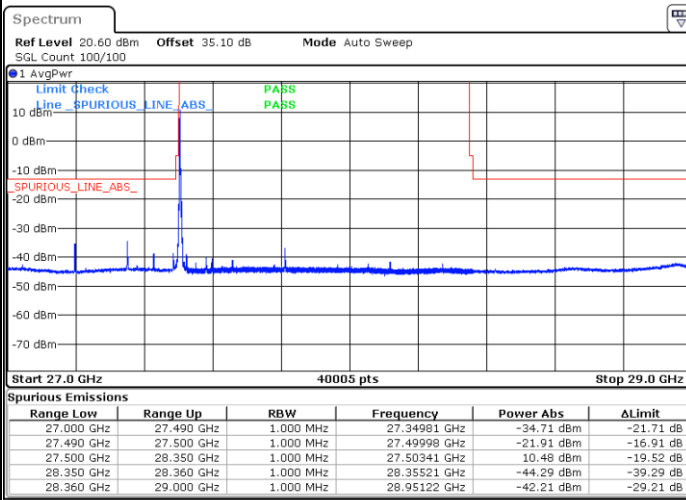
Date: 21.MAY.2020 19:46:16

Date: 22.MAY.2020 14:27:00

NR Band n261 / 100MHz / QPSK

Lowest Band Edge / 1 RB

Highest Band Edge / 1 RB



Date: 21.MAY.2020 21:02:53

Date: 22.MAY.2020 16:36:04

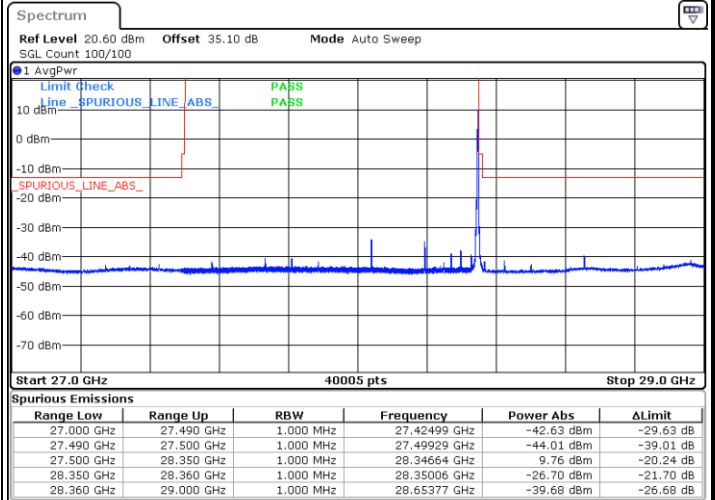
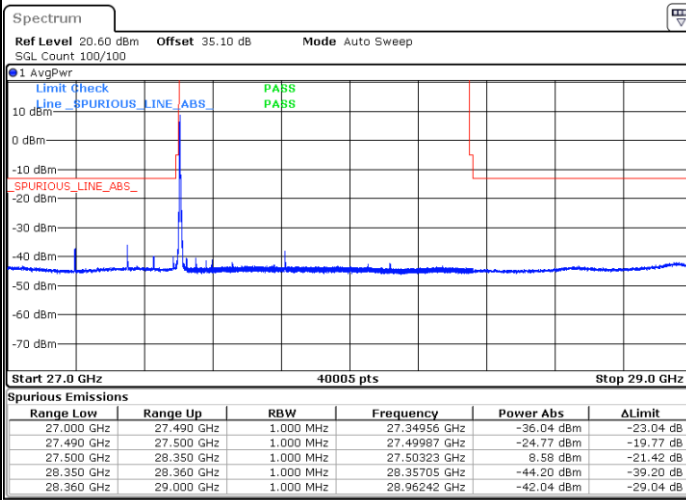


DFT-s-OFDM Module 0

NR Band n261 / 100MHz / 16QAM

Lowest Band Edge / 1 RB

Highest Band Edge / 1 RB



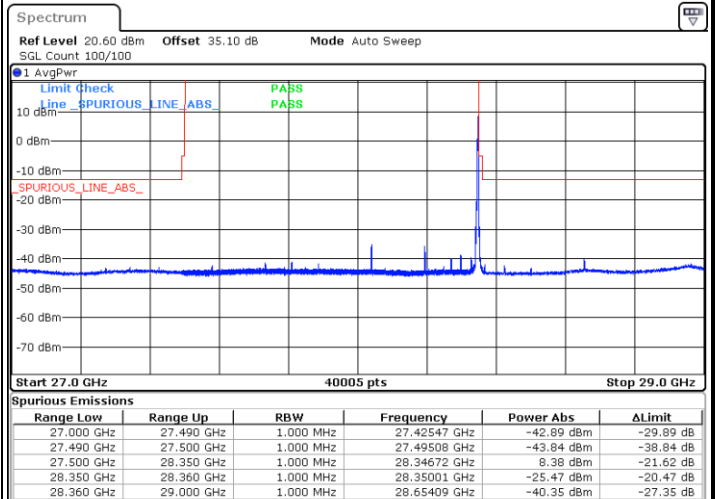
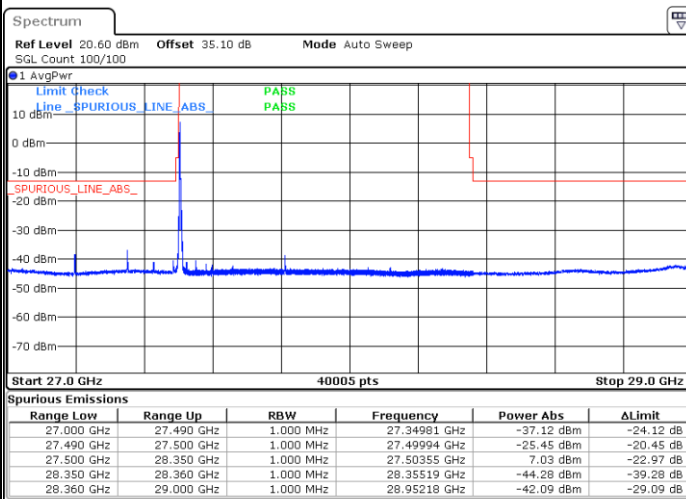
Date: 21.MAY.2020 21:03:45

Date: 22.MAY.2020 16:36:44

NR Band n261 / 100MHz / 64QAM

Lowest Band Edge / 1 RB

Highest Band Edge / 1 RB



Date: 21.MAY.2020 21:04:23

Date: 22.MAY.2020 16:37:53

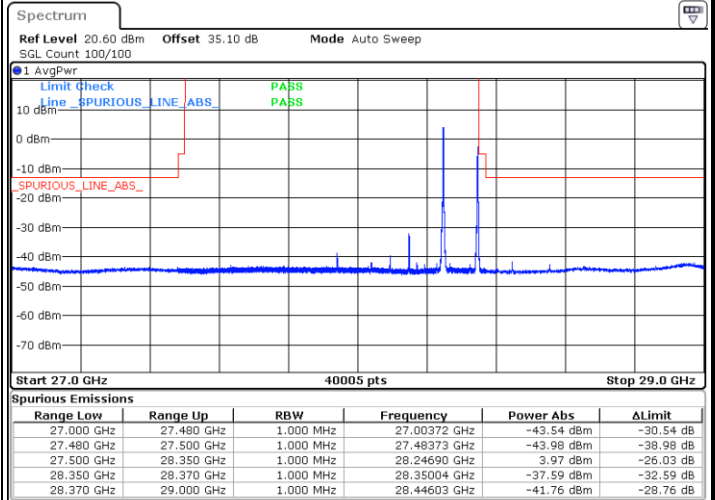
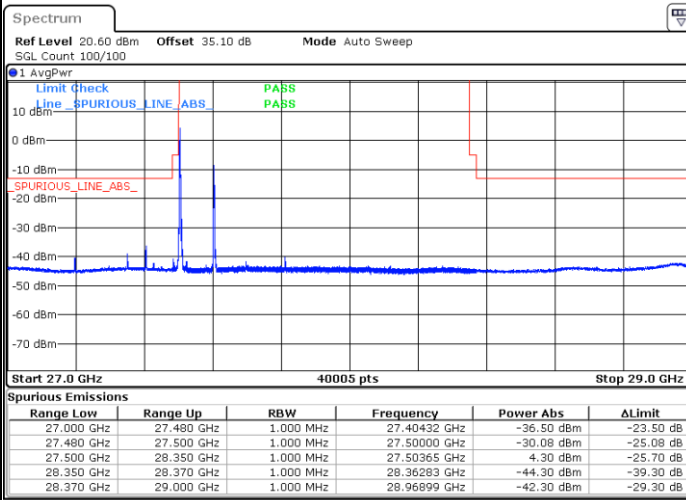


DFT-s-OFDM Module 0

NR Band n261 / 200MHz / QPSK

Lowest Band Edge / 1 RB

Highest Band Edge / 1 RB



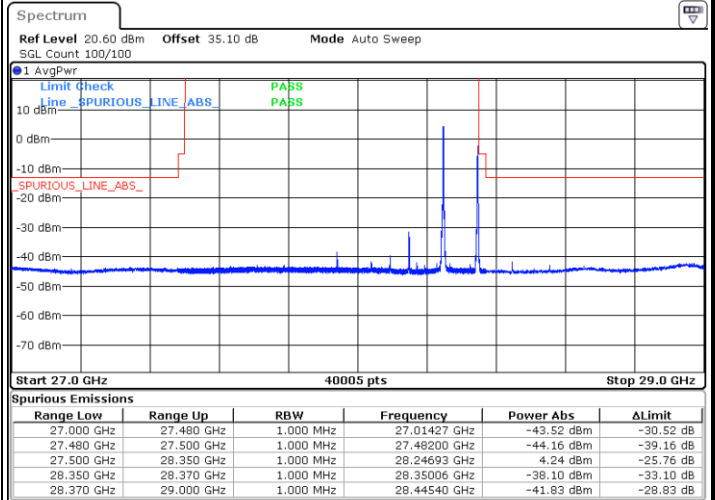
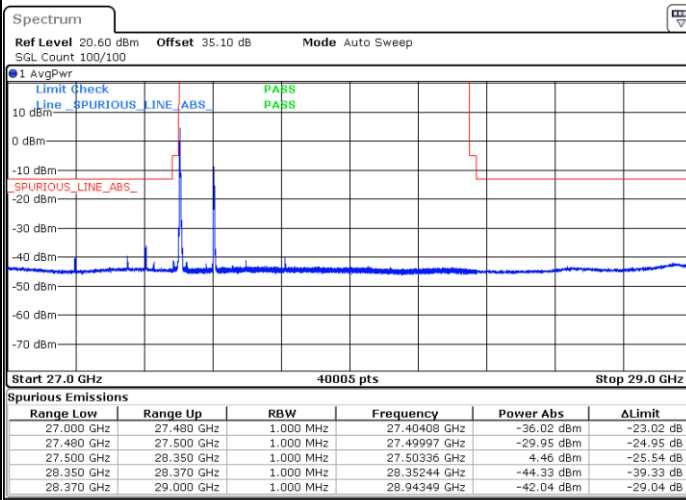
Date: 23.MAY.2020 14:00:03

Date: 23.MAY.2020 20:36:43

NR Band n261 / 200MHz / 16QAM

Lowest Band Edge / 1 RB

Highest Band Edge / 1 RB



Date: 23.MAY.2020 13:58:37

Date: 23.MAY.2020 20:37:42

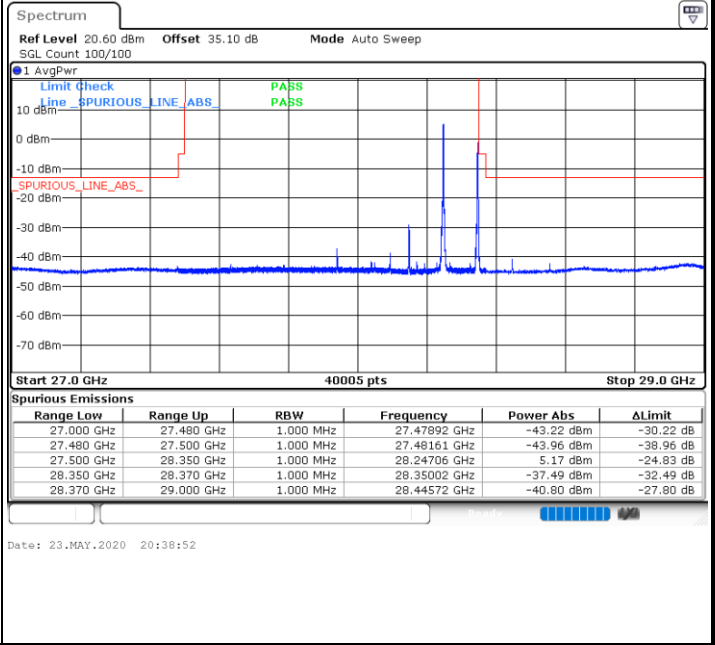
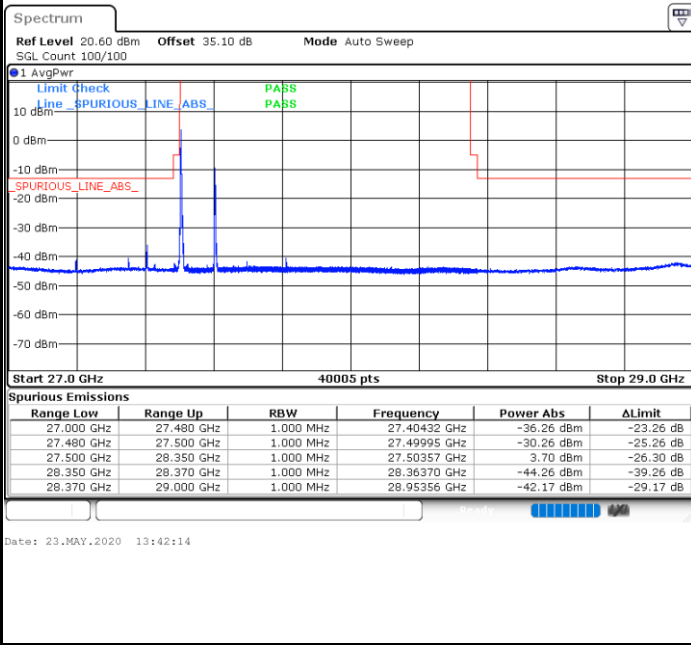


DFT-s-OFDM Module 0

NR Band n261 / 200MHz / 64QAM

Lowest Band Edge / 1 RB

Highest Band Edge / 1 RB



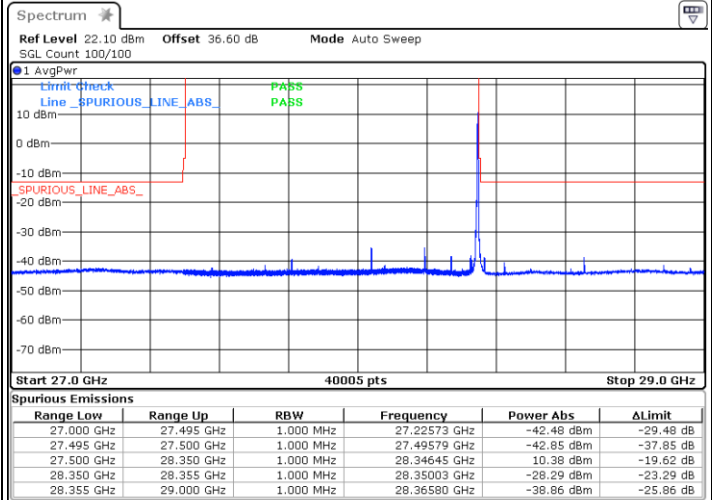
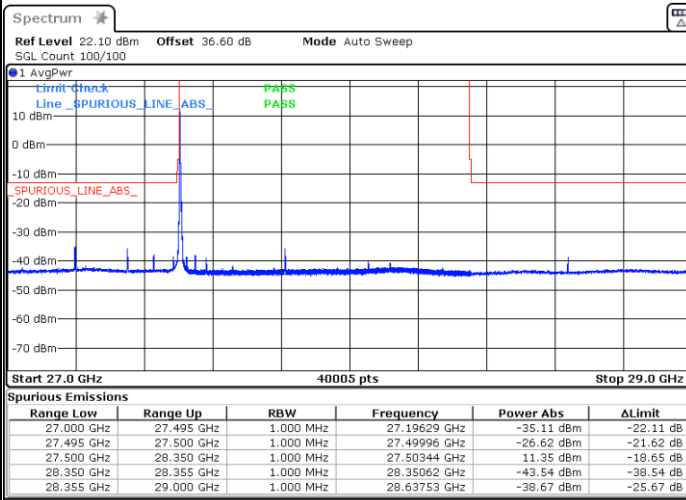


DFT-s-OFDM Module 1

NR Band n261 / 50MHz / QPSK

Lowest Band Edge / 1 RB

Highest Band Edge / 1 RB



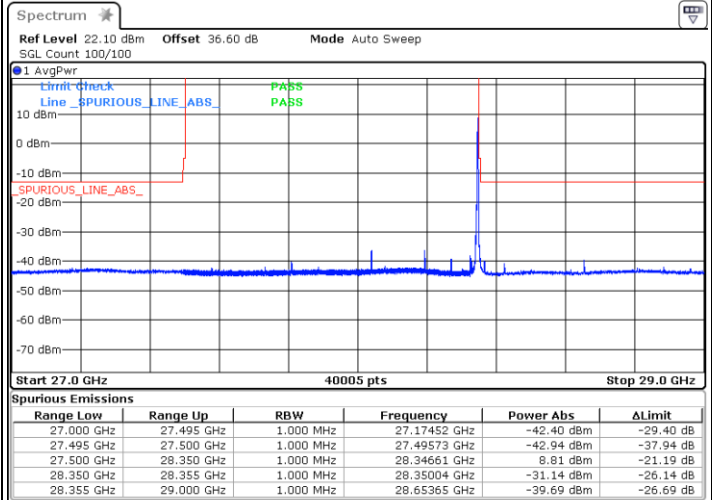
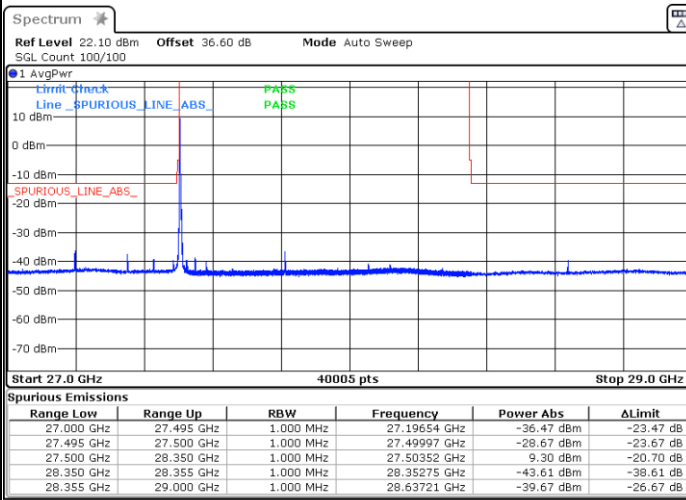
Date: 27.MAY.2020 00:37:25

Date: 27.MAY.2020 15:59:58

NR Band n261 / 50MHz / 16QAM

Lowest Band Edge / 1 RB

Highest Band Edge / 1 RB



Date: 27.MAY.2020 00:36:27

Date: 27.MAY.2020 16:01:27

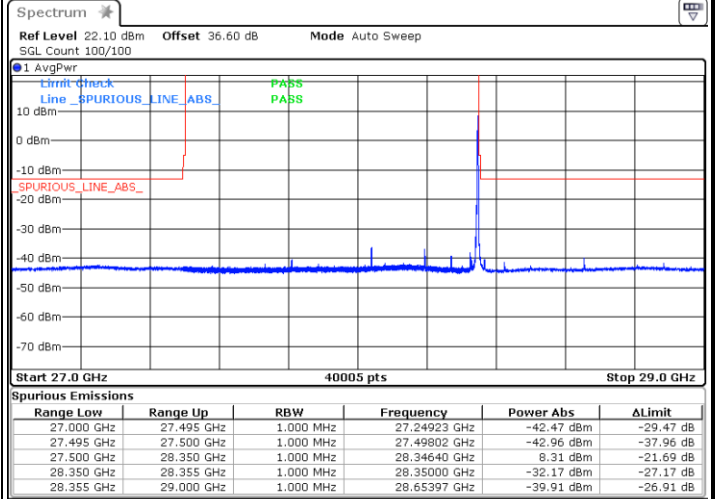
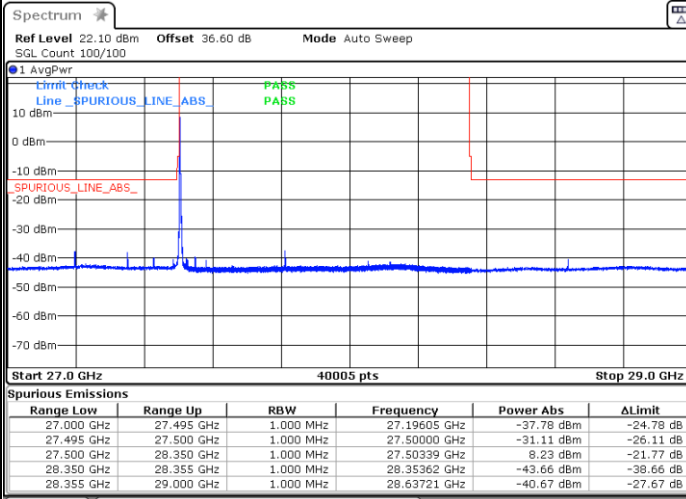


DFT-s-OFDM Module 1

NR Band n261 / 50MHz / 64QAM

Lowest Band Edge / 1 RB

Highest Band Edge / 1 RB



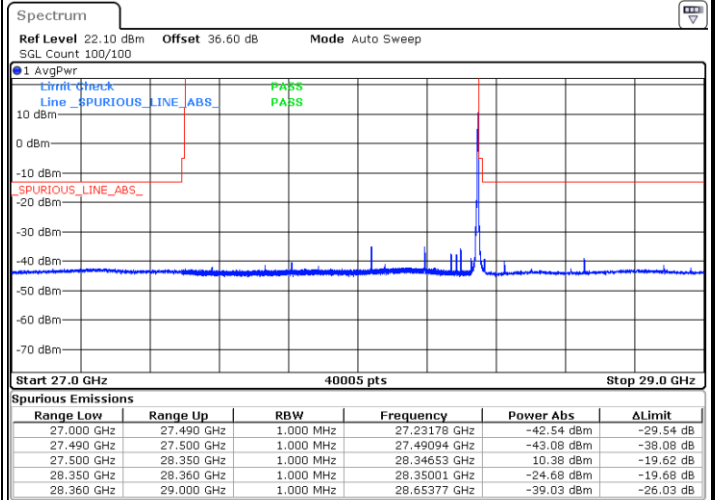
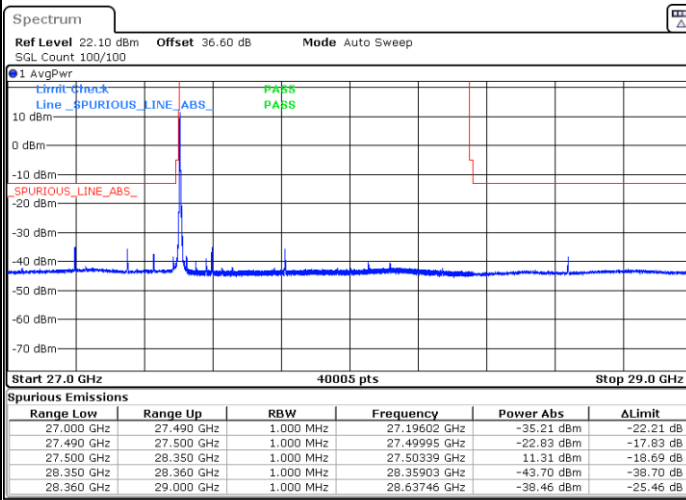
Date: 27.MAY.2020 00:35:37

Date: 27.MAY.2020 16:04:19

NR Band n261 / 100MHz / QPSK

Lowest Band Edge / 1 RB

Highest Band Edge / 1 RB



Date: 27.MAY.2020 00:55:44

Date: 27.MAY.2020 17:19:50

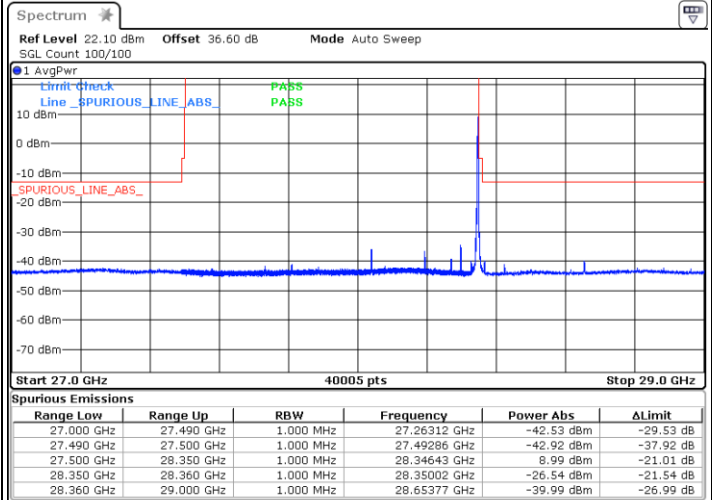
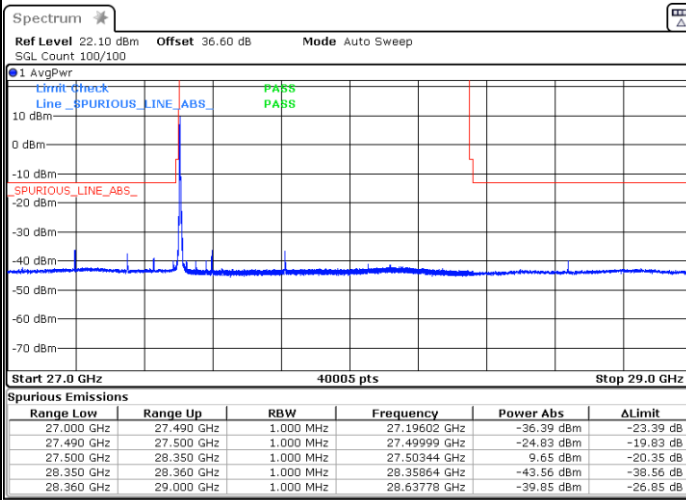


DFT-s-OFDM Module 1

NR Band n261 / 100MHz / 16QAM

Lowest Band Edge / 1 RB

Highest Band Edge / 1 RB



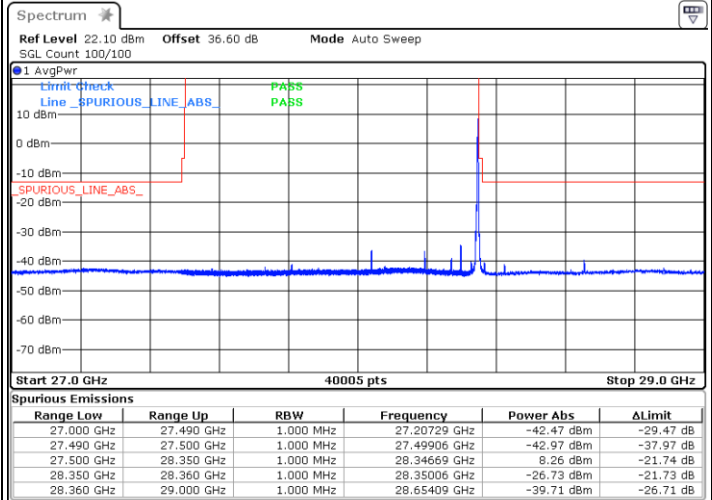
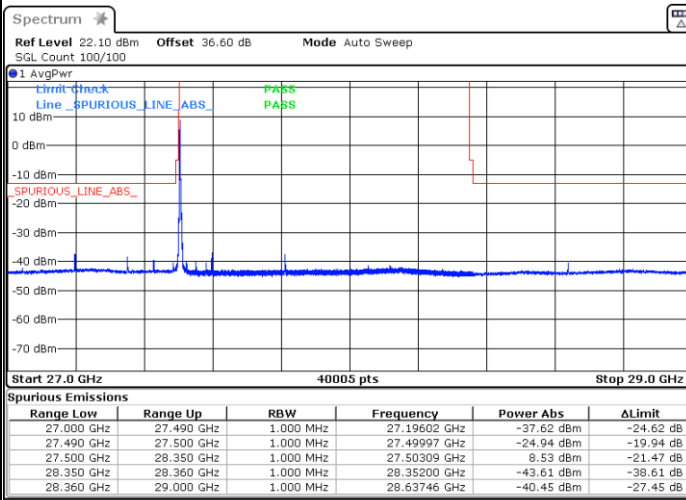
Date: 27.MAY.2020 00:59:02

Date: 27.MAY.2020 17:22:53

NR Band n261 / 100MHz / 64QAM

Lowest Band Edge / 1 RB

Highest Band Edge / 1 RB



Date: 27.MAY.2020 00:59:47

Date: 27.MAY.2020 17:24:10

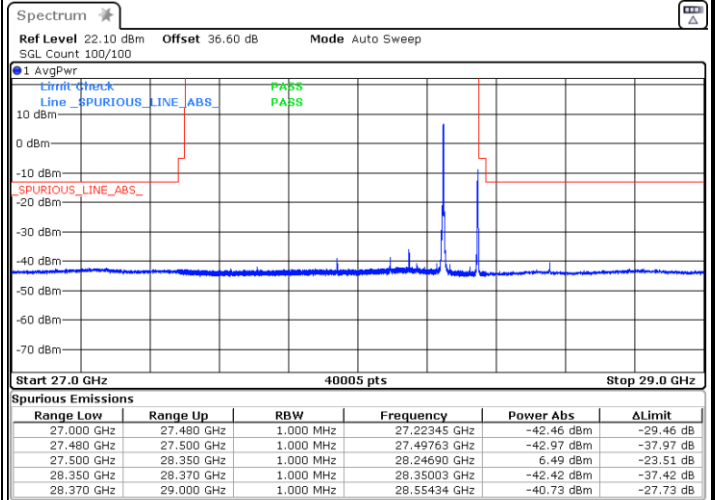
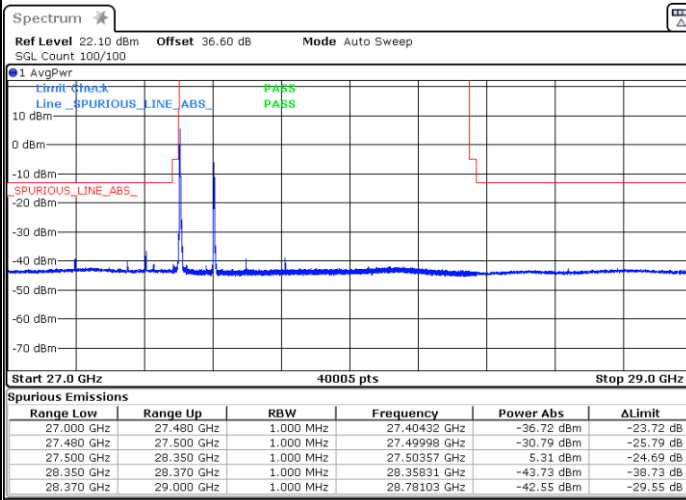


DFT-s-OFDM Module 1

NR Band n261 / 200MHz / QPSK

Lowest Band Edge / 1 RB

Highest Band Edge / 1 RB



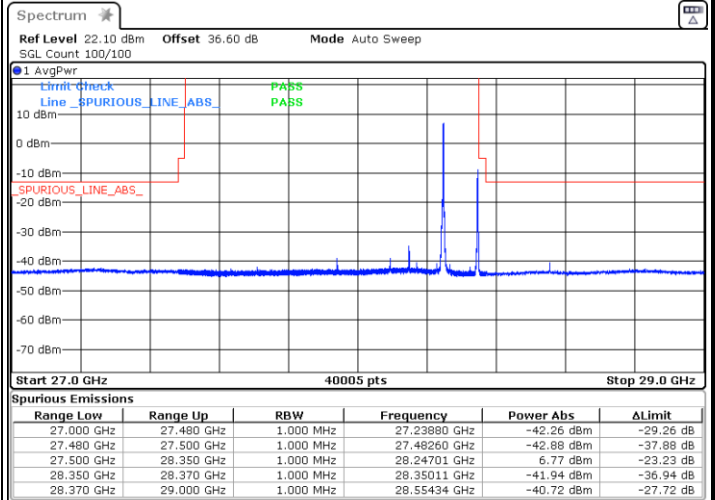
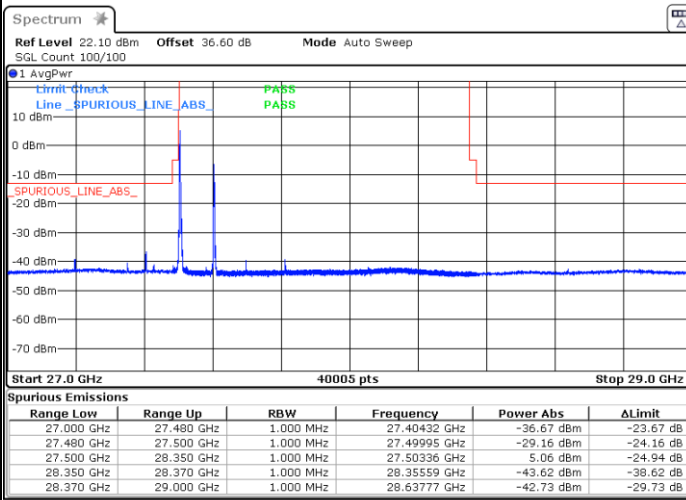
Date: 27.MAY.2020 22:17:36

Date: 27.MAY.2020 23:16:40

NR Band n261 / 200MHz / 16QAM

Lowest Band Edge / 1 RB

Highest Band Edge / 1 RB



Date: 27.MAY.2020 22:18:58

Date: 27.MAY.2020 23:17:23

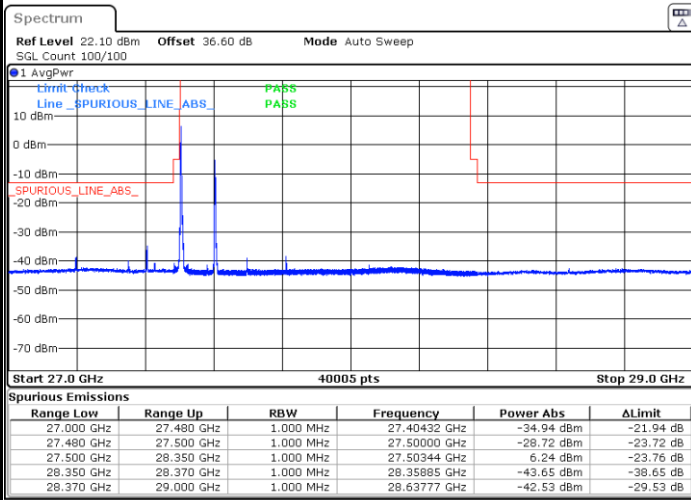


DFT-s-OFDM Module 1

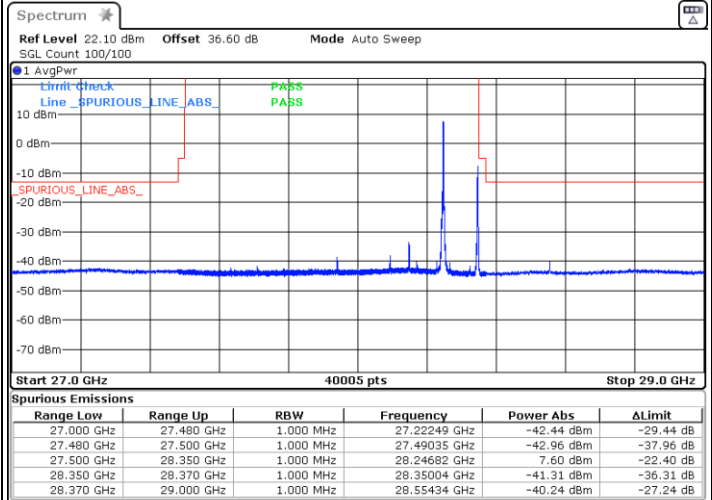
NR Band n261 / 200MHz / 64QAM

Lowest Band Edge / 1 RB

Highest Band Edge / 1 RB



Date: 27.MAY.2020 22:23:34



Date: 27.MAY.2020 23:18:19

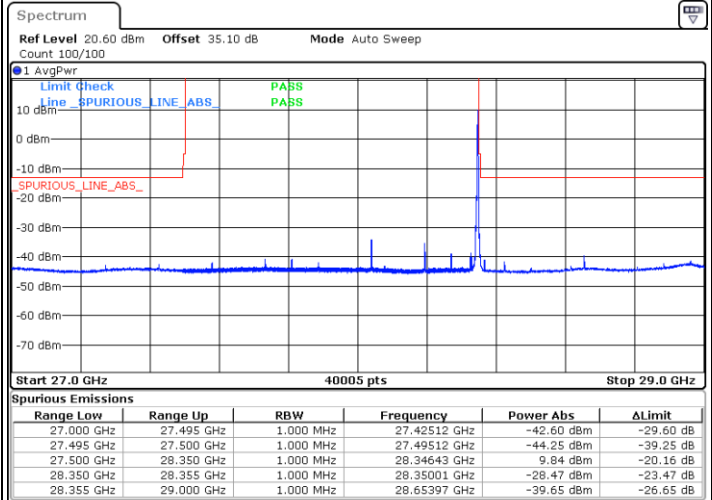
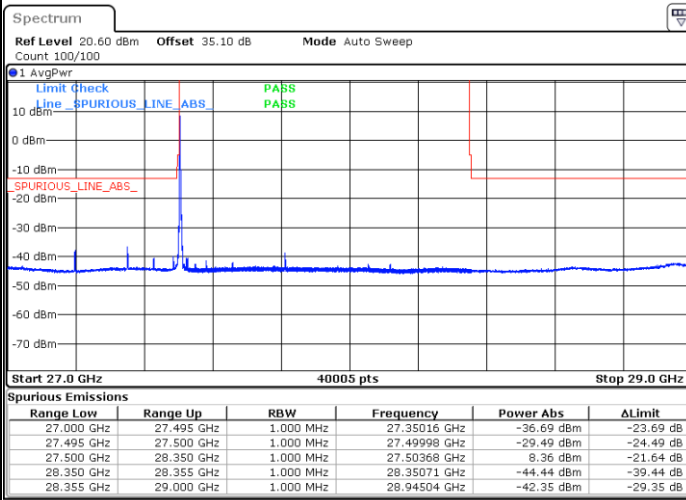


CP-OFDM Module 0

NR Band n261 / 50MHz / QPSK

Lowest Band Edge / 1 RB

Highest Band Edge / 1 RB



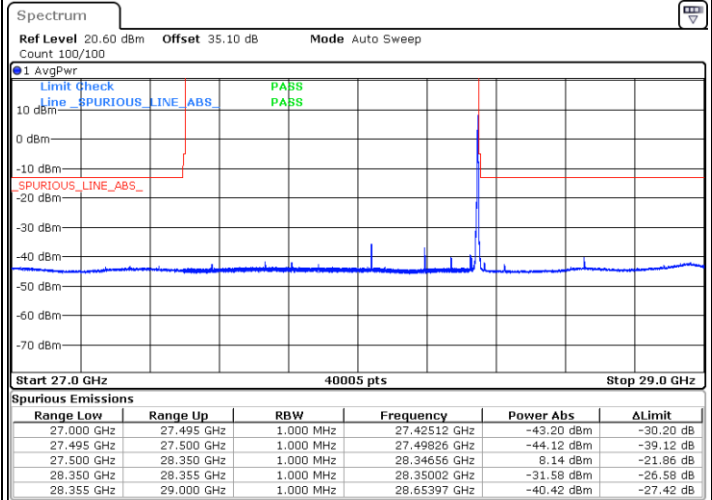
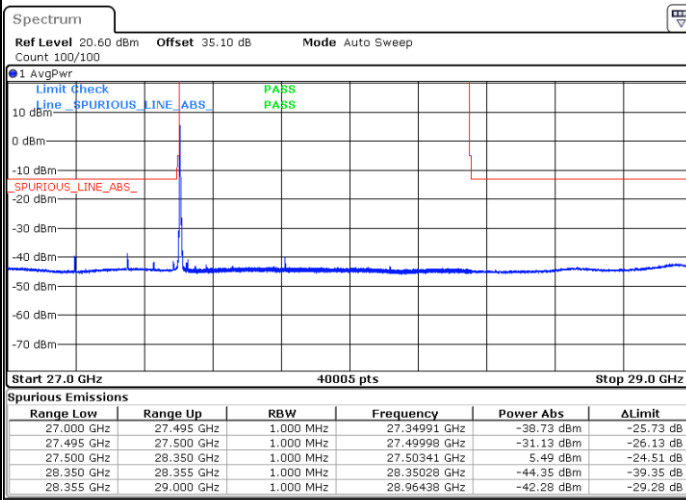
Date: 21.MAY.2020 20:26:07

Date: 22.MAY.2020 16:01:46

NR Band n261 / 50MHz / 16QAM

Lowest Band Edge / 1 RB

Highest Band Edge / 1 RB



Date: 21.MAY.2020 20:26:48

Date: 22.MAY.2020 16:00:48