

## System Check\_Head\_13MHz

### DUT: CLA13-1022

Communication System: CW; Frequency: 13 MHz; Duty Cycle: 1:1

Medium: HSL\_13\_231013 Medium parameters used :  $f = 13 \text{ MHz}$ ;  $\sigma = 0.728 \text{ S/m}$ ;  $\epsilon_r = 54.685$ ;  $\rho = 1000 \text{ kg/m}^3$

Ambient Temperature :  $23.3 \text{ }^\circ\text{C}$ ; Liquid Temperature :  $22.3 \text{ }^\circ\text{C}$

#### DASY5 Configuration:

- Probe: EX3DV4 - SN7695; ConvF(18.04, 18.04, 18.04) @ 13 MHz; Calibrated: 2023/5/22
- Sensor-Surface: 1.4mm (Mechanical Surface Detection)
- Electronics: DAE4 Sn656; Calibrated: 2023/1/23
- Phantom: ELI v4.0; Type: QDOVA001BB; Serial: TP-1079
- Measurement SW: DASY52, Version 52.10 (4); SEMCAD X Version 14.6.14 (7501)

**Pin=1000mW/Area Scan (81x81x1):** Interpolated grid:  $dx=1.500 \text{ mm}$ ,  $dy=1.500 \text{ mm}$

Maximum value of SAR (interpolated) =  $0.805 \text{ W/kg}$

**Pin=1000mW/Zoom Scan (5x5x7)/Cube 0:** Measurement grid:  $dx=8\text{mm}$ ,  $dy=8\text{mm}$ ,  $dz=5\text{mm}$

Reference Value =  $32.82 \text{ V/m}$ ; Power Drift =  $-0.07 \text{ dB}$

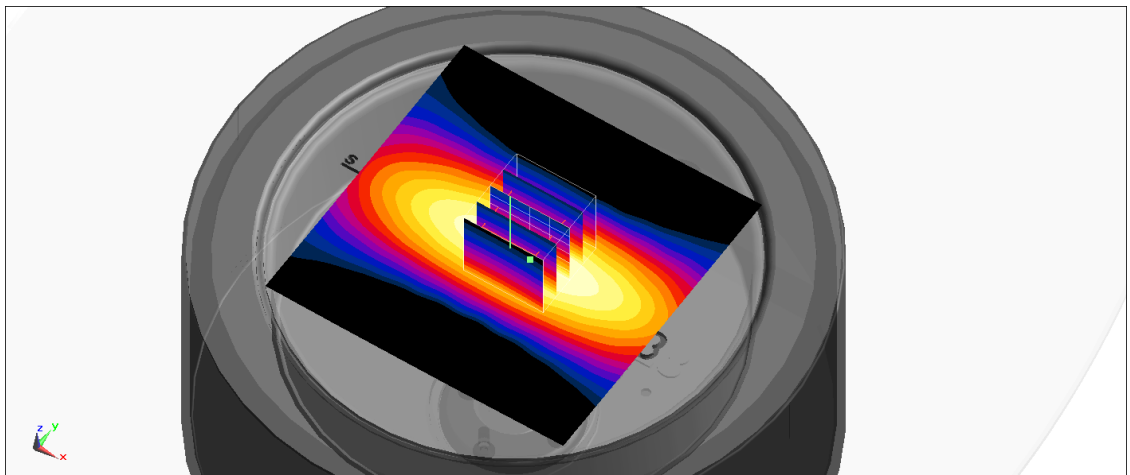
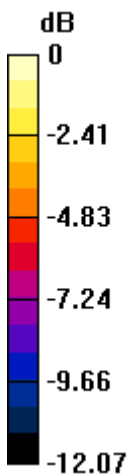
Peak SAR (extrapolated) =  $0.996 \text{ W/kg}$

**SAR(1 g) =  $0.537 \text{ W/kg}$ ; SAR(10 g) =  $0.335 \text{ W/kg}$**

Smallest distance from peaks to all points 3 dB below =  $16 \text{ mm}$

Ratio of SAR at M2 to SAR at M1 =  $54.2\%$

Maximum value of SAR (measured) =  $0.794 \text{ W/kg}$



0 dB =  $0.794 \text{ W/kg}$  =  $-1.00 \text{ dBW/kg}$

## System Check\_Head\_750MHz

### DUT: D750V3-1107

Communication System: CW; Frequency: 750.000 MHz; Duty Cycle: 1:1

Medium: HSL\_750\_230912 Medium parameters used:  $f=750.000$  MHz;  $\sigma=0.895$  S/m;  $\epsilon_r=43.4$

Ambient Temperature: 23.6°C; Liquid Temperature: 22.6°C

#### DASY6 Configuration:

- Probe: EX3DV4 - SN7700; ConvF(10.58, 10.58, 10.58); Calibrated: 2023-01-24
- Sensor-Surface: 1.4 mm
- Electronics: DAE4 Sn1707; Calibrated: 2022-12-15
- Phantom: Twin-SAM V8.0 (30deg probe tilt); Serial: 2079\_For Gap; Section: Flat
- Measurement Software: 16.2.4.2524
- UID: CW, 0--

**Pin=17dBm/Area Scan (40.0 mm x 90.0 mm):** Measurement Grid: 10.0 mm x 15.0 mm

SAR (1g) = 0.407 W/kg; SAR (10g) = 0.270 W/kg;

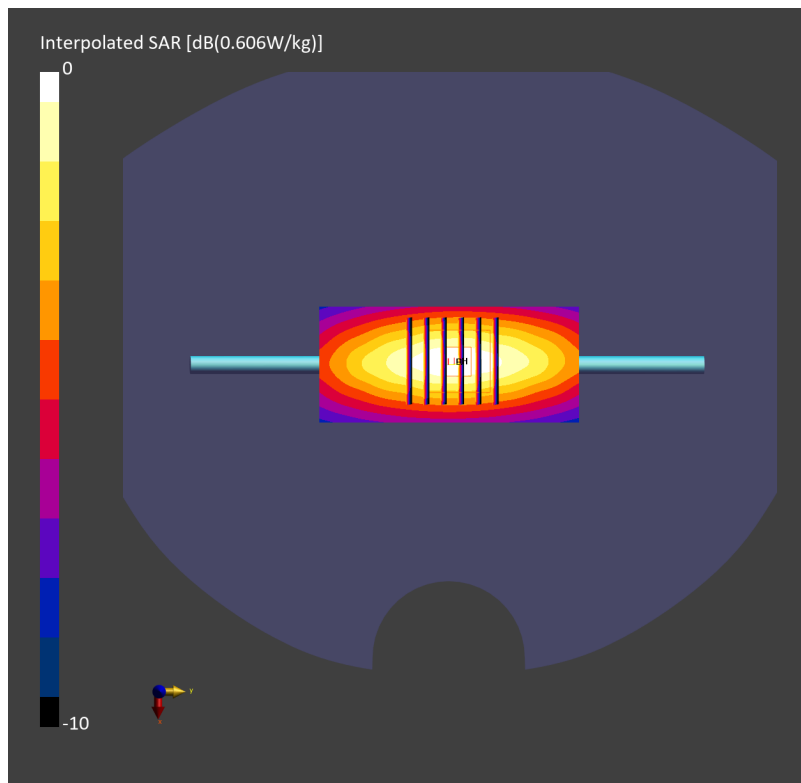
**Pin=17dBm/Zoom Scan (30.0 mm x 30.0 mm x 30.0 mm):** Measurement Grid: 6.0 mm x 6.0 mm x 1.5 mm

Power Drift = 0.01 dB

SAR (1g) = 0.403 W/kg; SAR (8g) = 0.278 W/kg; SAR (10g) = 0.263 W/kg

Smallest distance from peaks to all points 3 dB below = 22.1 mm

Ratio of SAR at M2 to SAR at M1 = 88.4 %



## System Check\_Head\_750MHz

### DUT: D750V3-SN1107

Communication System: CW; Frequency: 750.000 MHz; Duty Cycle: 1:1

Medium: HSL\_750\_230914 Medium parameters used:  $f=750.000$  MHz;  $\sigma=0.890$  S/m;  $\epsilon_r=41.9$

Ambient Temperature: 23.4°C; Liquid Temperature: 22.4°C

#### DASY6 Configuration:

- Probe: EX3DV4 - SN7700; ConvF(10.58, 10.58, 10.58); Calibrated: 2023-01-24

- Sensor-Surface: 1.4 mm

- Electronics: DAE4 Sn1707; Calibrated: 2022-12-15

- Phantom: Twin-SAM V8.0 (30deg probe tilt); Serial: 2079\_For Gap; Section: Flat

- Measurement Software: 16.2.4.2524

- UID: CW

**Pin=17dBm/Area Scan (40.0 mm x 90.0 mm):** Measurement Grid: 10.0 mm x 15.0 mm

SAR (1g) = 0.433 W/kg; SAR (10g) = 0.285 W/kg;

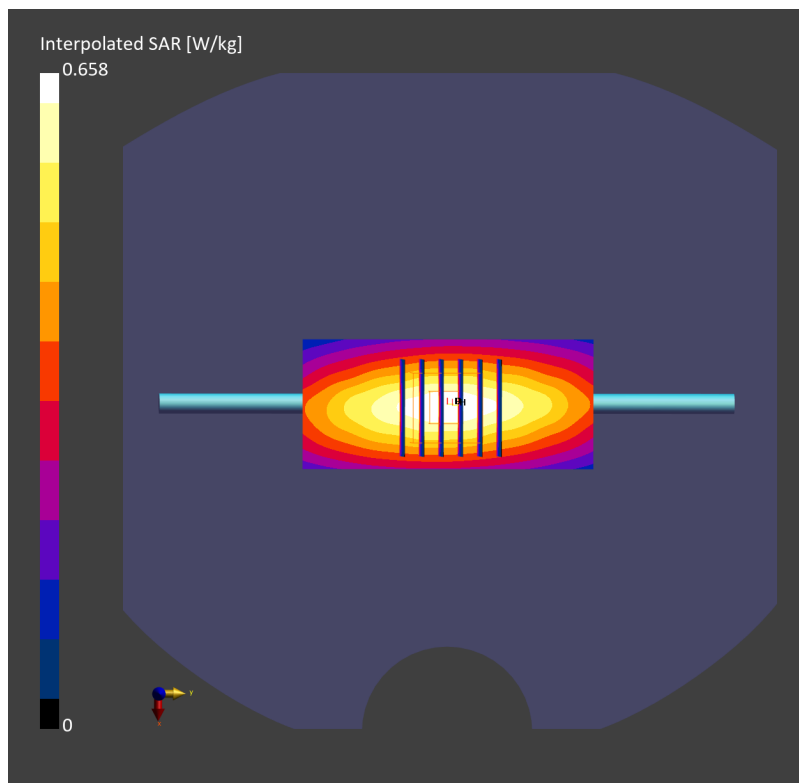
**Pin=17dBm/Zoom Scan (30.0 mm x 30.0 mm x 30.0 mm):** Measurement Grid: 6.0 mm x 6.0 mm x 1.5 mm

Power Drift = -0.01 dB

SAR (1g) = 0.427 W/kg; SAR (8g) = 0.290 W/kg; SAR (10g) = 0.274 W/kg

Smallest distance from peaks to all points 3 dB below = 15.6 mm

Ratio of SAR at M2 to SAR at M1 = 87.5 %



## System Check\_Head\_750MHz

### DUT: D750V3 - SN1107

Communication System: CW; Frequency: 750.000 MHz; Duty Cycle: 1:1

Medium: HSL\_750\_230916 Medium parameters used:  $f=750.000$  MHz;  $\sigma=0.887$  S/m;  $\epsilon_r=41.7$

Ambient Temperature: 23.3°C; Liquid Temperature: 22.3°C

#### DASY6 Configuration:

- Probe: EX3DV4 - SN7700; ConvF(10.58, 10.58, 10.58); Calibrated: 2023-01-24
- Sensor-Surface: 1.4 mm
- Electronics: DAE4 Sn1707; Calibrated: 2022-12-15
- Phantom: Twin-SAM V8.0 (30deg probe tilt); Serial: 2079; Section: Flat
- Measurement Software: 16.2.4.2524
- UID: CW, 0--

**Pin=17.0dBm/Area Scan (40.0 mm x 90.0 mm):** Measurement Grid: 10.0 mm x 15.0 mm  
SAR (1g) = 0.432 W/kg; SAR (10g) = 0.281 W/kg;

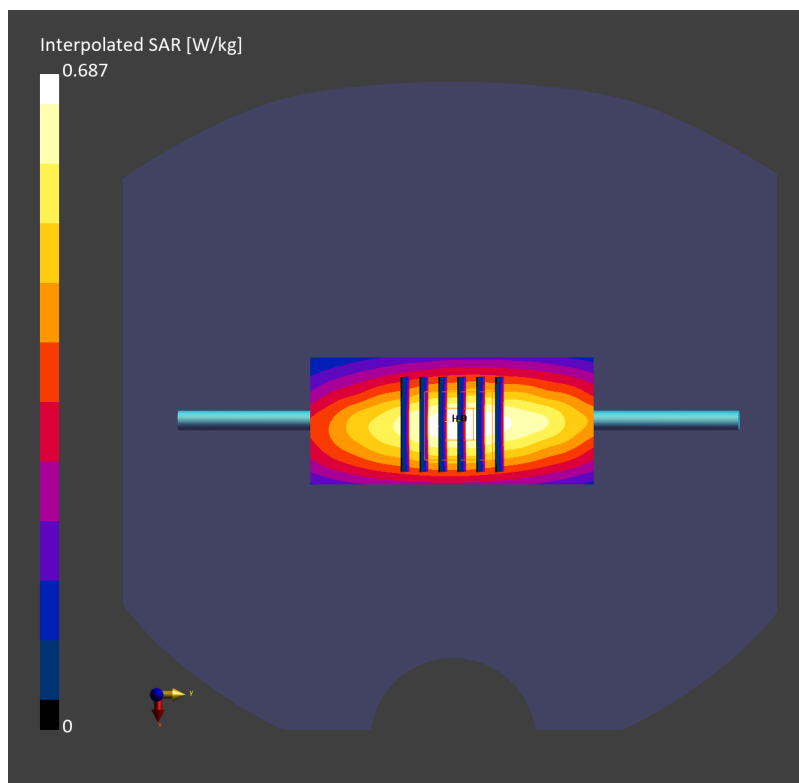
**Pin=17.0dBm/Zoom Scan (30.0 mm x 30.0 mm x 30.0 mm):** Measurement Grid: 6.0 mm x 6.0 mm x 1.5 mm

Power Drift = 0.01 dB

SAR (1g) = 0.426 W/kg; SAR (8g) = 0.284 W/kg; SAR (10g) = 0.268 W/kg

Smallest distance from peaks to all points 3 dB below = 14.5 mm

Ratio of SAR at M2 to SAR at M1 = 85.9 %



## System Check\_Head\_750MHz

### DUT: D750V3-SN1107

Communication System: CW; Frequency: 750.000 MHz; Duty Cycle: 1:1

Medium: HSL\_750\_230918 Medium parameters used:  $f=750.000$  MHz;  $\sigma=0.883$  S/m;  $\epsilon_r=41.6$

Ambient Temperature: 23.4°C; Liquid Temperature: 22.4°C

#### DASY6 Configuration:

- Probe: EX3DV4 - SN7700; ConvF(10.58, 10.58, 10.58); Calibrated: 2023-01-24
- Sensor-Surface: 1.4 mm
- Electronics: DAE4 Sn1707; Calibrated: 2022-12-15
- Phantom: Twin-SAM V8.0 (30deg probe tilt); Serial: 2079\_For Gap; Section: Flat
- Measurement Software: 16.2.4.2524
- UID: CW, 0--

**Pin=17.0dBm/Area Scan (40.0 mm x 90.0 mm):** Measurement Grid: 10.0 mm x 15.0 mm

SAR (1g) = 0.407 W/kg; SAR (10g) = 0.272 W/kg;

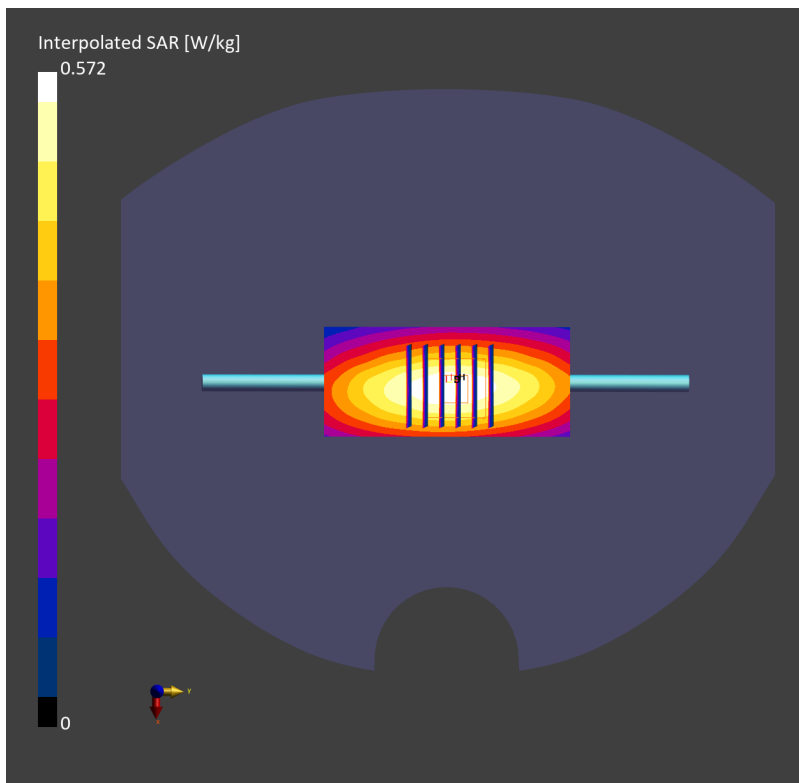
**Pin=17.0dBm/Zoom Scan (30.0 mm x 30.0 mm x 30.0 mm):** Measurement Grid: 6.0 mm x 6.0 mm x 1.5 mm

Power Drift = -0.10 dB

SAR (1g) = 0.388 W/kg; SAR (8g) = 0.270 W/kg; SAR (10g) = 0.256 W/kg

Smallest distance from peaks to all points 3 dB below = 19.7 mm

Ratio of SAR at M2 to SAR at M1 = 89.2 %



## System Check\_Head\_750MHz

### DUT: D750V3 - SN1107

Communication System: CW; Frequency: 750.000 MHz; Duty Cycle: 1:1

Medium: HSL\_750\_230923 Medium parameters used:  $f=750.000$  MHz;  $\sigma=0.895$  S/m;  $\epsilon_r=41.8$

Ambient Temperature: 23.3°C; Liquid Temperature: 22.3°C

#### DASY6 Configuration:

- Probe: EX3DV4 - SN7700; ConvF(10.58, 10.58, 10.58); Calibrated: 2023-01-24
- Sensor-Surface: 1.4 mm
- Electronics: DAE4 Sn1707; Calibrated: 2022-12-15
- Phantom: Twin-SAM V8.0 (30deg probe tilt); Serial: 2079\_For Gap; Section: Flat
- Measurement Software: 16.2.4.2524
- UID: CW, 0--

**Pin=17.0dBm/Area Scan (40.0 mm x 90.0 mm):** Measurement Grid: 10.0 mm x 15.0 mm  
SAR (1g) = 0.426 W/kg; SAR (10g) = 0.281 W/kg;

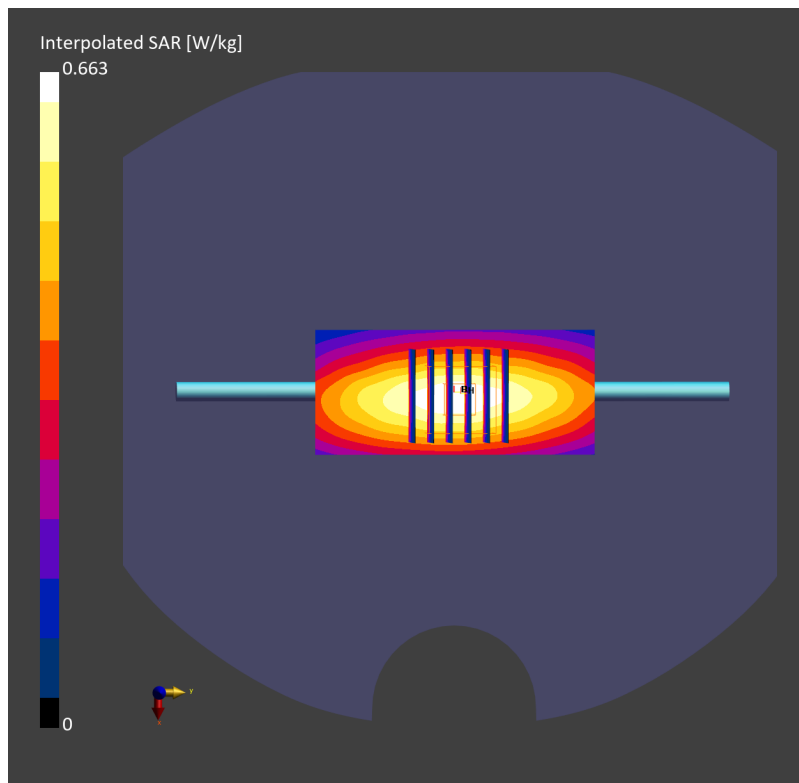
**Pin=17.0dBm/Zoom Scan (30.0 mm x 30.0 mm x 30.0 mm):** Measurement Grid: 6.0 mm x 6.0 mm x 1.5 mm

Power Drift = -0.05 dB

SAR (1g) = 0.427 W/kg; SAR (8g) = 0.290 W/kg; SAR (10g) = 0.275 W/kg

Smallest distance from peaks to all points 3 dB below = 16.4 mm

Ratio of SAR at M2 to SAR at M1 = 86.9 %



## System Check\_Head\_750MHz

### DUT: D750V3 - SN1107

Communication System: CW; Frequency: 750.000 MHz; Duty Cycle: 1:1

Medium: HSL\_750\_230925 Medium parameters used:  $f = 750.000$  MHz;  $\sigma = 0.889$  S/m;  $\epsilon_r = 41.8$

Ambient Temperature: 23.6°C; Liquid Temperature: 22.6°C

#### DASY8 Configuration:

- Probe: EX3DV4 - SN3931; ConvF(10.51, 10.51, 10.51); Calibrated: 2022-10-31
- Sensor-Surface: 1.4 mm
- Electronics: DAE4 Sn1696; Calibrated: 2022-11-09
- Phantom: Twin-SAM V8.0 (30deg probe tilt); Serial: 2079; Section: Flat
- Measurement Software: 16.2.4.2524
- UID: CW

**Pin=17dBm/Area Scan (40.0 mm x 90.0 mm):** Measurement Grid: 10.0 mm x 15.0 mm

SAR (1g) = 0.420 W/kg; SAR (10g) = 0.282 W/kg;

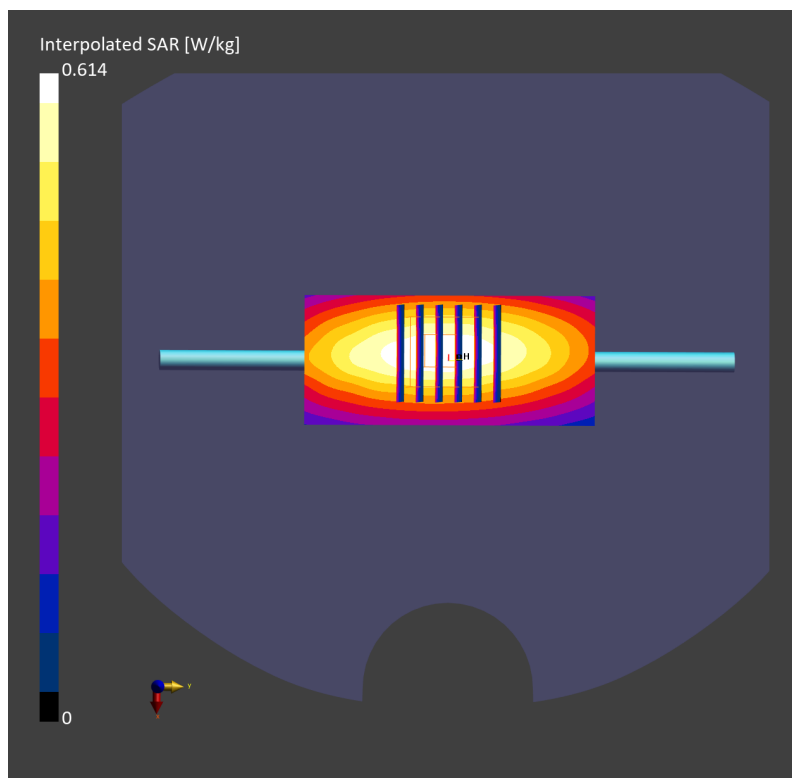
**Pin=17dBm/Zoom Scan (30.0 mm x 30.0 mm x 30.0 mm):** Measurement Grid: 6.0 mm x 6.0 mm x 1.5 mm

Power Drift = -0.09 dB

SAR (1g) = 0.392 W/kg; SAR (8g) = 0.271 W/kg; SAR (10g) = 0.257 W/kg

Smallest distance from peaks to all points 3 dB below = 21.3 mm

Ratio of SAR at M2 to SAR at M1 = 86.7 %



## System Check\_Head\_835MHz

**DUT: D835V2 - SN4d167**

Communication System: CW; Frequency: 835.000 MHz; Duty Cycle: 1:1

Medium: HSL\_850\_230913 Medium parameters used:  $f=835.000$  MHz;  $\sigma=0.926$  S/m;  $\epsilon_r=41.5$

Ambient Temperature: 23.8°C; Liquid Temperature: 22.8°C

DASY6 Configuration:

- Probe: EX3DV4 - SN7700; ConvF(10.36, 10.36, 10.36); Calibrated: 2023-01-24
- Sensor-Surface: 1.4 mm
- Electronics: DAE4 Sn1707; Calibrated: 2022-12-15
- Phantom: Twin-SAM V8.0 (30deg probe tilt); Serial: 2079\_For Gap; Section: Flat
- Measurement Software: 16.2.4.2524
- UID: CW, 0--

**Pin=17dBm/Area Scan (40.0 mm x 90.0 mm):** Measurement Grid: 10.0 mm x 15.0 mm

SAR (1g) = 0.471 W/kg; SAR (10g) = 0.310 W/kg;

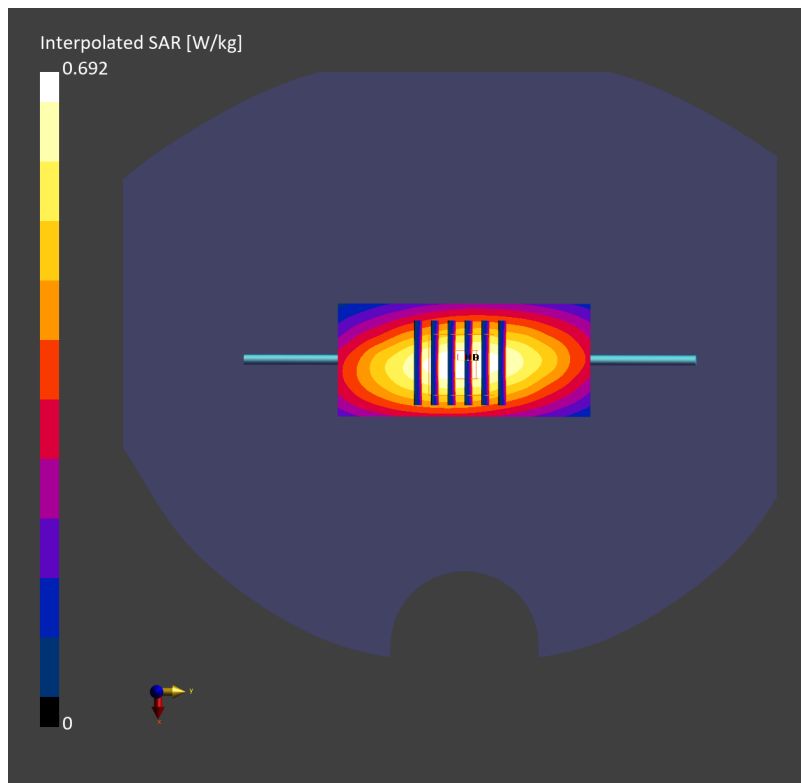
**Pin=17dBm/Zoom Scan (30.0 mm x 30.0 mm x 30.0 mm):** Measurement Grid: 6.0 mm x 6.0 mm x 1.5 mm

Power Drift = -0.01 dB

SAR (1g) = 0.461 W/kg; SAR (8g) = 0.315 W/kg; SAR (10g) = 0.298 W/kg

Smallest distance from peaks to all points 3 dB below = 16.1 mm

Ratio of SAR at M2 to SAR at M1 = 88.6 %





## System Check\_Head\_835MHz

**DUT: D835V2 - SN4d167**

Communication System: CW; Frequency: 835.000 MHz; Duty Cycle: 1:1

Medium: HSL\_850\_230916 Medium parameters used:  $f=835.000$  MHz;  $\sigma=0.921$  S/m;  $\epsilon_r=41.4$

Ambient Temperature: 23.3°C; Liquid Temperature: 22.3°C

DASY6 Configuration:

- Probe: EX3DV4 - SN7700; ConvF(10.36, 10.36, 10.36); Calibrated: 2023-01-24
- Sensor-Surface: 1.4 mm
- Electronics: DAE4 Sn1707; Calibrated: 2022-12-15
- Phantom: Twin-SAM V8.0 (30deg probe tilt); Serial: 2079; Section: Flat
- Measurement Software: 16.2.4.2524
- UID: CW, 0--

**Pin=17.0dBm/Area Scan (40.0 mm x 90.0 mm):** Measurement Grid: 10.0 mm x 15.0 mm  
SAR (1g) = 0.462 W/kg; SAR (10g) = 0.307 W/kg;

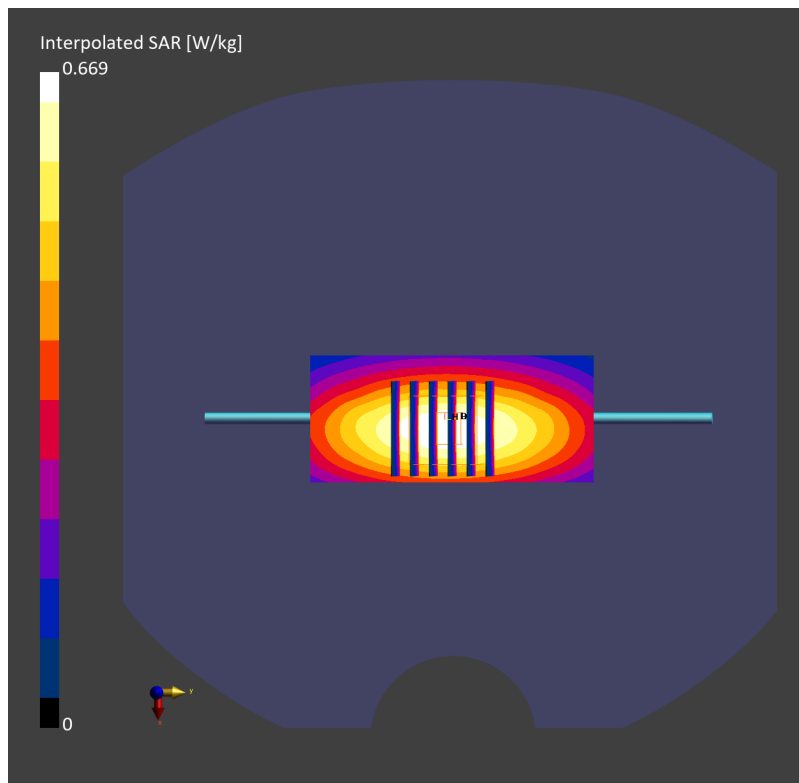
**Pin=17.0dBm/Zoom Scan (30.0 mm x 30.0 mm x 30.0 mm):** Measurement Grid: 6.0 mm x 6.0 mm x 1.5 mm

Power Drift = -0.04 dB

SAR (1g) = 0.446 W/kg; SAR (8g) = 0.306 W/kg; SAR (10g) = 0.290 W/kg

Smallest distance from peaks to all points 3 dB below = 21.3 mm

Ratio of SAR at M2 to SAR at M1 = 88.4 %



## System Check\_Head\_835MHz

### DUT: D835V2 - SN4d167

Communication System: CW; Frequency: 835.000 MHz; Duty Cycle: 1:1

Medium: HSL\_850\_230919 Medium parameters used:  $f=835.000$  MHz;  $\sigma=0.930$  S/m;  $\epsilon_r=41.6$

Ambient Temperature: 23.1°C; Liquid Temperature: 22.1°C

#### DASY6 Configuration:

- Probe: EX3DV4 - SN7700; ConvF(10.36, 10.36, 10.36); Calibrated: 2023-01-24
- Sensor-Surface: 1.4 mm
- Electronics: DAE4 Sn1707; Calibrated: 2022-12-15
- Phantom: Twin-SAM V8.0 (30deg probe tilt); Serial: 2079\_For Gap; Section: Flat
- Measurement Software: 16.2.4.2524
- UID: CW, 0--

**Pin=17.0dBm/Area Scan (40.0 mm x 90.0 mm):** Measurement Grid: 10.0 mm x 15.0 mm  
SAR (1g) = 0.478 W/kg; SAR (10g) = 0.314 W/kg;

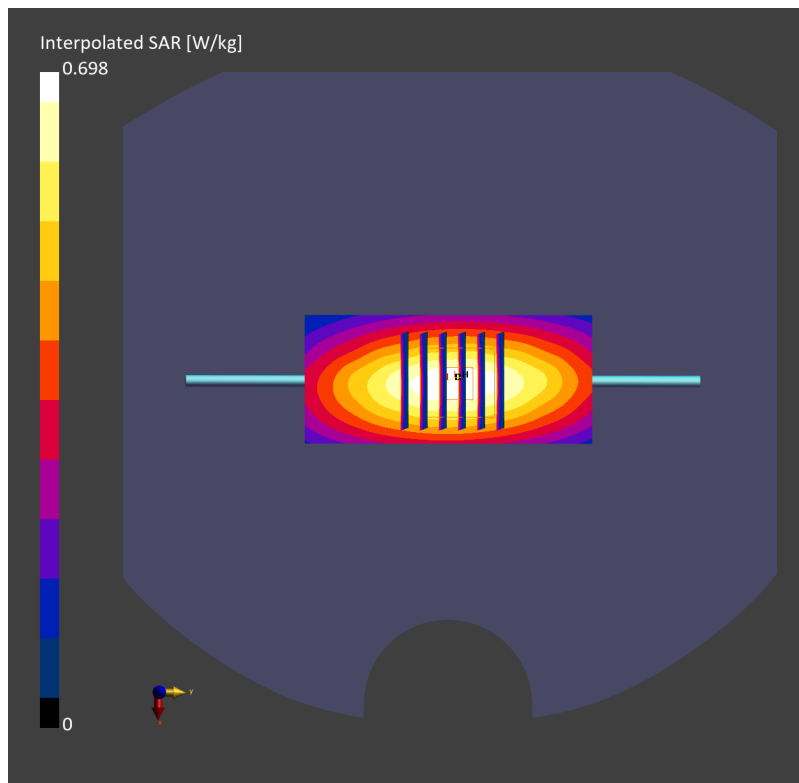
**Pin=17.0dBm/Zoom Scan (30.0 mm x 30.0 mm x 30.0 mm):** Measurement Grid: 6.0 mm x 6.0 mm x 1.5 mm

Power Drift = -0.01 dB

SAR (1g) = 0.471 W/kg; SAR (8g) = 0.325 W/kg; SAR (10g) = 0.308 W/kg

Smallest distance from peaks to all points 3 dB below = 16.4 mm

Ratio of SAR at M2 to SAR at M1 = 89.0 %



## System Check\_Head\_835MHz

**DUT: D835V2 - SN4d167**

Communication System: CW; Frequency: 835.000 MHz; Duty Cycle: 1:1

Medium: HSL\_850\_230924 Medium parameters used:  $f = 835.000$  MHz;  $\sigma = 0.892$  S/m;  $\epsilon_r = 41.4$

Ambient Temperature: 23.6°C; Liquid Temperature: 22.6°C

DASY8 Configuration:

- Probe: EX3DV4 - SN3931; ConvF(9.85, 9.85, 9.85); Calibrated: 2022-10-31
- Sensor-Surface: 1.4 mm
- Electronics: DAE4 Sn1696; Calibrated: 2022-11-09
- Phantom: Twin-SAM V8.0 (30deg probe tilt); Serial: 2079\_Gap; Section: Flat
- Measurement Software: 16.2.4.2524
- UID: CW, 0--

**Pin=17.0dBm/Area Scan (40.0 mm x 90.0 mm):** Measurement Grid: 10.0 mm x 15.0 mm

SAR (1g) = 0.461 W/kg; SAR (10g) = 0.304 W/kg;

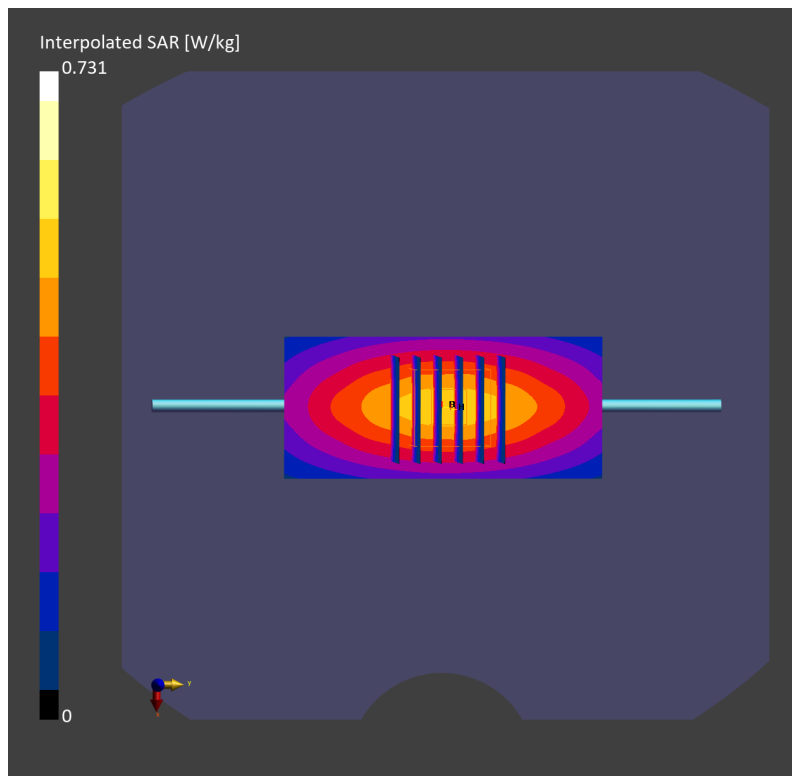
**Pin=17.0dBm/Zoom Scan (30.0 mm x 30.0 mm x 30.0 mm):** Measurement Grid: 6.0 mm x 6.0 mm x 1.5 mm

Power Drift = 0.02 dB

SAR (1g) = 0.468 W/kg; SAR (8g) = 0.324 W/kg; SAR (10g) = 0.307 W/kg

Smallest distance from peaks to all points 3 dB below = 21.3 mm

Ratio of SAR at M2 to SAR at M1 = 86.1 %



## System Check\_Head\_835MHz

**DUT: D835V2 - SN4d167**

Communication System: CW; Frequency: 835.000 MHz; Duty Cycle: 1:1

Medium: HSL\_850\_230925 Medium parameters used:  $f=835.000$  MHz;  $\sigma=0.920$  S/m;  $\epsilon_r=41.4$

Ambient Temperature: 23.2°C; Liquid Temperature: 22.2°C

DASY6 Configuration:

- Probe: EX3DV4 - SN7700; ConvF(10.36, 10.36, 10.36); Calibrated: 2023-01-24

- Sensor-Surface: 1.4 mm

- Electronics: DAE4 Sn1707; Calibrated: 2022-12-15

- Phantom: Twin-SAM V8.0 (30deg probe tilt); Serial: 2079\_For Gap; Section: Flat

- Measurement Software: 16.2.4.2524

- UID: CW, 0--

**Pin=17.0dBm/Area Scan (40.0 mm x 90.0 mm):** Measurement Grid: 10.0 mm x 15.0 mm

SAR (1g) = 0.454 W/kg; SAR (10g) = 0.298 W/kg;

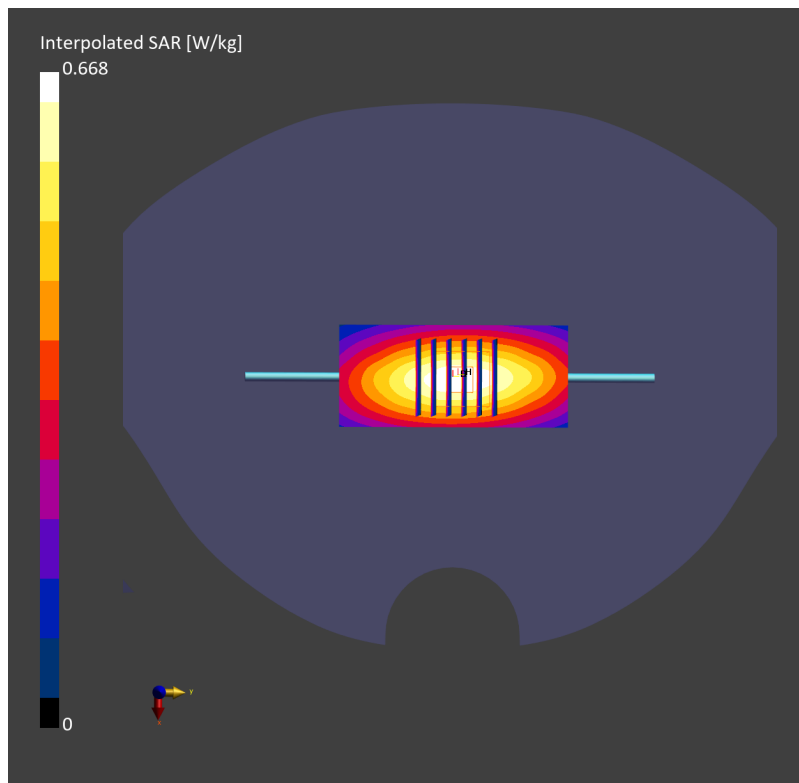
**Pin=17.0dBm/Zoom Scan (30.0 mm x 30.0 mm x 30.0 mm):** Measurement Grid: 6.0 mm x 6.0 mm x 1.5 mm

Power Drift = -0.01 dB

SAR (1g) = 0.446 W/kg; SAR (8g) = 0.306 W/kg; SAR (10g) = 0.289 W/kg

Smallest distance from peaks to all points 3 dB below = 17.8 mm

Ratio of SAR at M2 to SAR at M1 = 88.7 %



## System Check\_Head\_1750MHz

### DUT: D1750V2-1112

Communication System: CW; Frequency: 1750.000 MHz; Duty Cycle: 1:1

Medium: HSL\_1750\_230915 Medium parameters used:  $f=1750.000$  MHz;  $\sigma=1.35$  S/m;  $\epsilon_r=40.9$

Ambient Temperature: 23.5°C; Liquid Temperature: 22.5°C

#### DASY6 Configuration:

- Probe: EX3DV4 - SN7700; ConvF(9.21, 9.21, 9.21); Calibrated: 2023-01-24
- Sensor-Surface: 1.4 mm
- Electronics: DAE4 Sn1707; Calibrated: 2022-12-15
- Phantom: Twin-SAM V8.0 (30deg probe tilt); Serial: 2079; Section: Flat
- Measurement Software: 16.2.4.2524
- UID: CW

**Pin=17.0dBm/Area Scan (40.0 mm x 90.0 mm):** Measurement Grid: 10.0 mm x 15.0 mm

SAR (1g) = 1.87 W/kg; SAR (10g) = 0.983 W/kg;

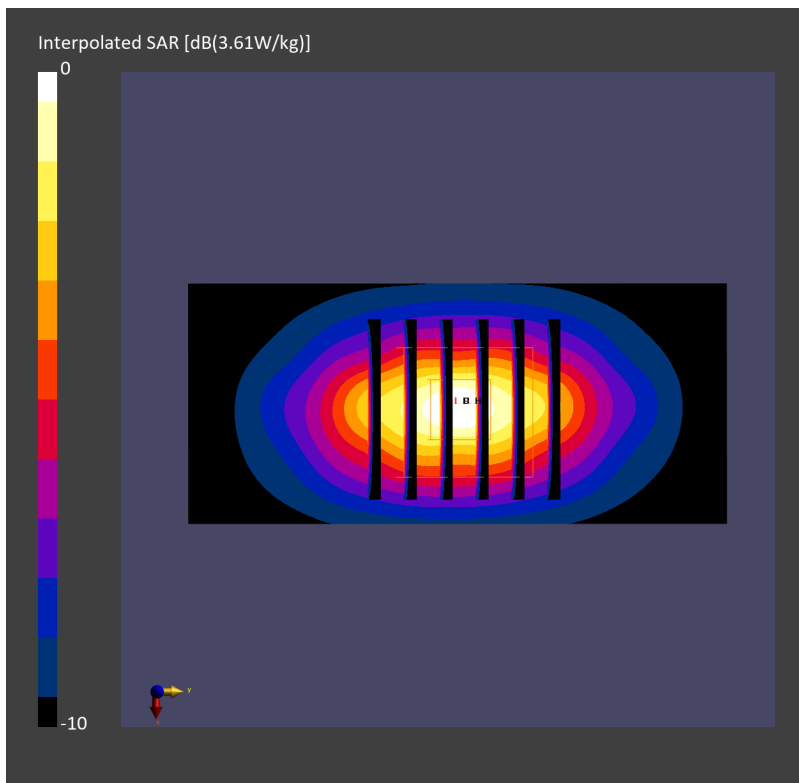
**Pin=17.0dBm/Zoom Scan (30.0 mm x 30.0 mm x 30.0 mm):** Measurement Grid: 6.0 mm x 6.0 mm x 1.5 mm

Power Drift = -0.01 dB

SAR (1g) = 1.86 W/kg; SAR (8g) = 1.05 W/kg; SAR (10g) = 0.970 W/kg

Smallest distance from peaks to all points 3 dB below = 9.7 mm

Ratio of SAR at M2 to SAR at M1 = 80.9 %



## System Check\_Head\_1750MHz

### DUT: D1750V2 - SN1112

Communication System: CW; Frequency: 1750.000 MHz; Duty Cycle: 1:1

Medium: HSL\_1750\_230920 Medium parameters used:  $f=1750.000$  MHz;  $\sigma=1.35$  S/m;  $\epsilon_r=40.8$

Ambient Temperature: 23.6°C; Liquid Temperature: 22.6°C

#### DASY6 Configuration:

- Probe: EX3DV4 - SN7700; ConvF(9.21, 9.21, 9.21); Calibrated: 2023-01-24
- Sensor-Surface: 1.4 mm
- Electronics: DAE4 Sn1707; Calibrated: 2022-12-15
- Phantom: Twin-SAM V8.0 (30deg probe tilt); Serial: 2079\_For Gap; Section: Flat
- Measurement Software: 16.2.4.2524
- UID: CW

**Pin=17.0dBm/Area Scan (40.0 mm x 90.0 mm):** Measurement Grid: 10.0 mm x 15.0 mm

SAR (1g) = 1.81 W/kg; SAR (10g) = 0.953 W/kg;

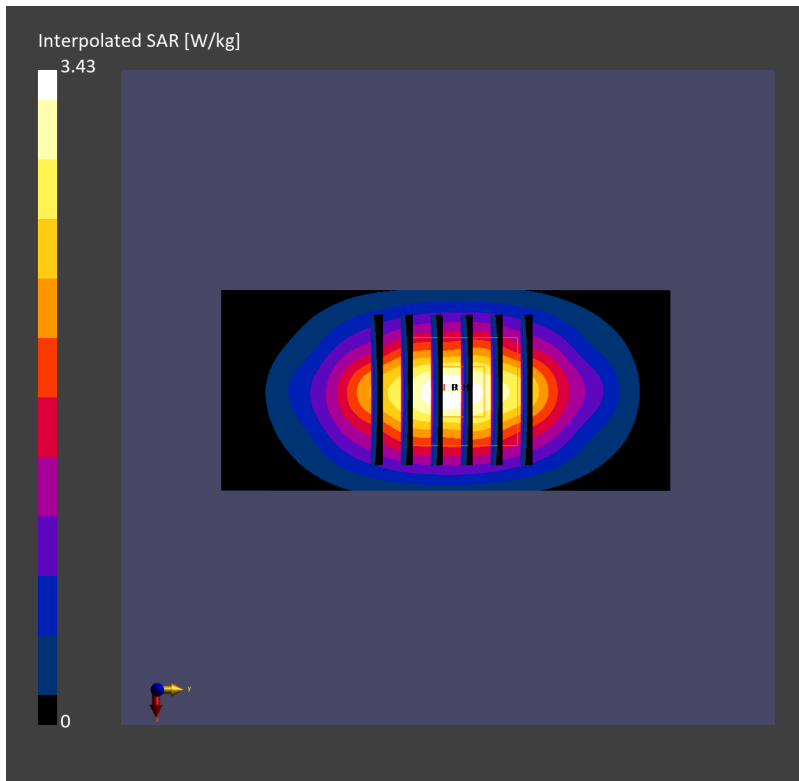
**Pin=17.0dBm/Zoom Scan (30.0 mm x 30.0 mm x 30.0 mm):** Measurement Grid: 6.0 mm x 6.0 mm x 1.5 mm

Power Drift = -0.01 dB

SAR (1g) = 1.81 W/kg; SAR (8g) = 1.03 W/kg; SAR (10g) = 0.950 W/kg

Smallest distance from peaks to all points 3 dB below = 9.6 mm

Ratio of SAR at M2 to SAR at M1 = 81.4 %



## System Check\_Head\_1750MHz

### DUT: D1750V2 - SN1112

Communication System: CW; Frequency: 1750.000 MHz; Duty Cycle: 1:1

Medium: HSL\_1750\_230924 Medium parameters used:  $f=1750.000$  MHz;  $\sigma=1.36$  S/m;  $\epsilon_r=40.9$

Ambient Temperature: 23.6°C; Liquid Temperature: 22.6°C

#### DASY8 Configuration:

- Probe: EX3DV4 - SN3931; ConvF(8.66, 8.66, 8.66); Calibrated: 2022-10-31
- Sensor-Surface: 1.4 mm
- Electronics: DAE4 Sn1696; Calibrated: 2022-11-09
- Phantom: Twin-SAM V8.0 (30deg probe tilt); Serial: 2079; Section: Flat
- Measurement Software: 16.2.4.2524
- UID: CW, 0--

**Pin=17dBm/Area Scan (40.0 mm x 90.0 mm):** Measurement Grid: 10.0 mm x 15.0 mm  
SAR (1g) = 1.74 W/kg; SAR (10g) = 0.939 W/kg;

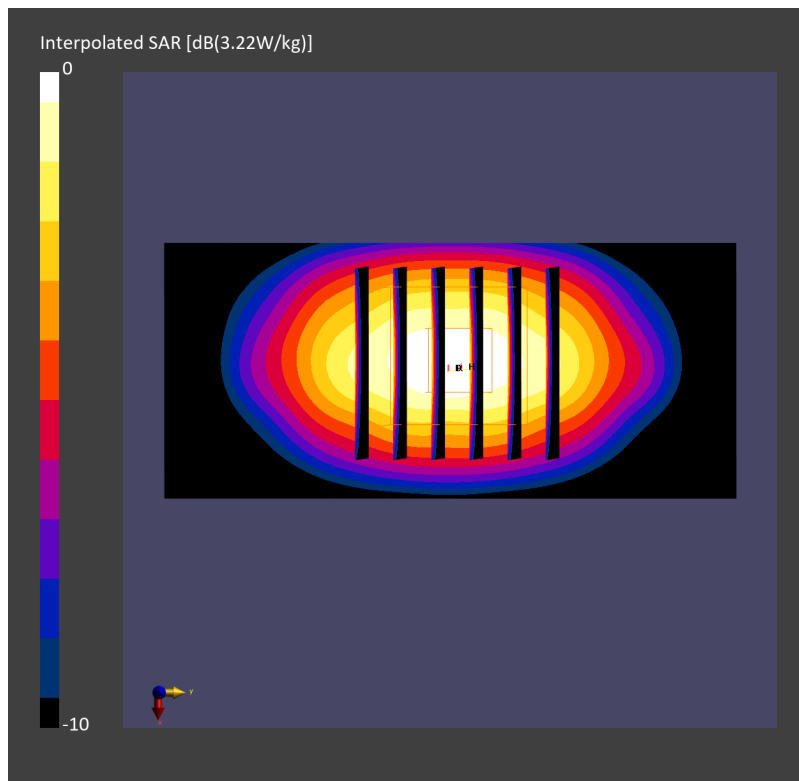
**Pin=17dBm/Zoom Scan (30.0 mm x 30.0 mm x 30.0 mm):** Measurement Grid: 6.0 mm x 6.0 mm x 1.5 mm

Power Drift = 0.01 dB

SAR (1g) = 1.75 W/kg; SAR (8g) = 1.03 W/kg; SAR (10g) = 0.951 W/kg

Smallest distance from peaks to all points 3 dB below = 10.8 mm

Ratio of SAR at M2 to SAR at M1 = 82.6 %



## System Check\_Head\_1750MHz

### DUT: D1750V2 - SN1112

Communication System: CW; Frequency: 1750.000 MHz; Duty Cycle: 1:1  
Medium: HSL\_1750\_230929 Medium parameters used:  $f=1750.000$  MHz;  $\sigma=1.37$  S/m;  $\epsilon_r=41.1$   
Ambient Temperature: 23.9°C; Liquid Temperature: 22.9°C

#### DASY6 Configuration:

- Probe: EX3DV4 - SN7700; ConvF(9.21, 9.21, 9.21); Calibrated: 2023-01-24
- Sensor-Surface: 1.4 mm
- Electronics: DAE4 Sn1707; Calibrated: 2022-12-15
- Phantom: Twin-SAM V8.0 (30deg probe tilt); Serial: 2079\_For Gap; Section: Flat
- Measurement Software: 16.2.4.2524
- UID: CW

**Pin=17.0dBm/Area Scan (40.0 mm x 90.0 mm):** Measurement Grid: 10.0 mm x 15.0 mm  
SAR (1g) = 1.83 W/kg; SAR (10g) = 0.960 W/kg;

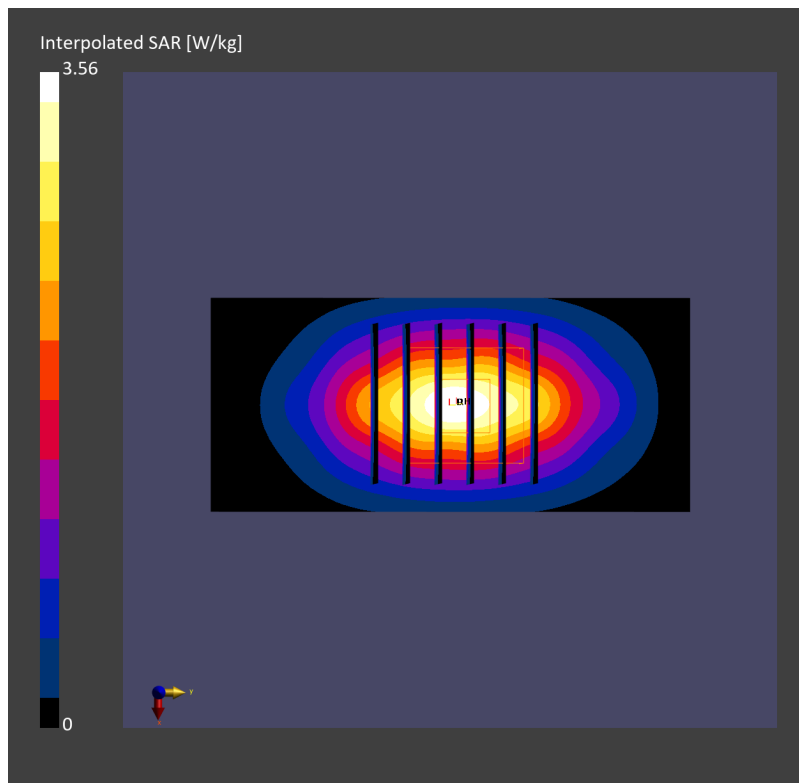
**Pin=17.0dBm/Zoom Scan (30.0 mm x 30.0 mm x 30.0 mm):** Measurement Grid: 6.0 mm x 6.0 mm x 1.5 mm

Power Drift = -0.10 dB

SAR (1g) = 1.87 W/kg; SAR (8g) = 1.07 W/kg; SAR (10g) = 0.982 W/kg

Smallest distance from peaks to all points 3 dB below = 9.6 mm

Ratio of SAR at M2 to SAR at M1 = 81.3 %





## System Check\_Head\_1750MHz

### DUT: D1750V2 - SN1112

Communication System: CW; Frequency: 1750.000 MHz; Duty Cycle: 1:1

Medium: HSL\_1750\_231013 Medium parameters used:  $f = 1750.000$  MHz;  $\sigma = 1.36$  S/m;  $\epsilon_r = 40.6$

Ambient Temperature: 23.7°C; Liquid Temperature: 22.7°C

#### DASY8 Configuration:

- Probe: EX3DV4 - SN7692; ConvF(8.53, 8.33, 9.75); Calibrated: 2023-07-18
- Sensor-Surface: 1.4 mm
- Electronics: DAE4 Sn661; Calibrated: 2023-05-23
- Phantom: Twin-SAM V8.0 (30deg probe tilt); Serial: 2079\_Gap; Section: Flat
- Measurement Software: 16.2.4.2524
- UID: CW

**Pin=17dBm/Area Scan (40.0 mm x 90.0 mm):** Measurement Grid: 10.0 mm x 15.0 mm

SAR (1g) = 1.65 W/kg; SAR (10g) = 0.877 W/kg;

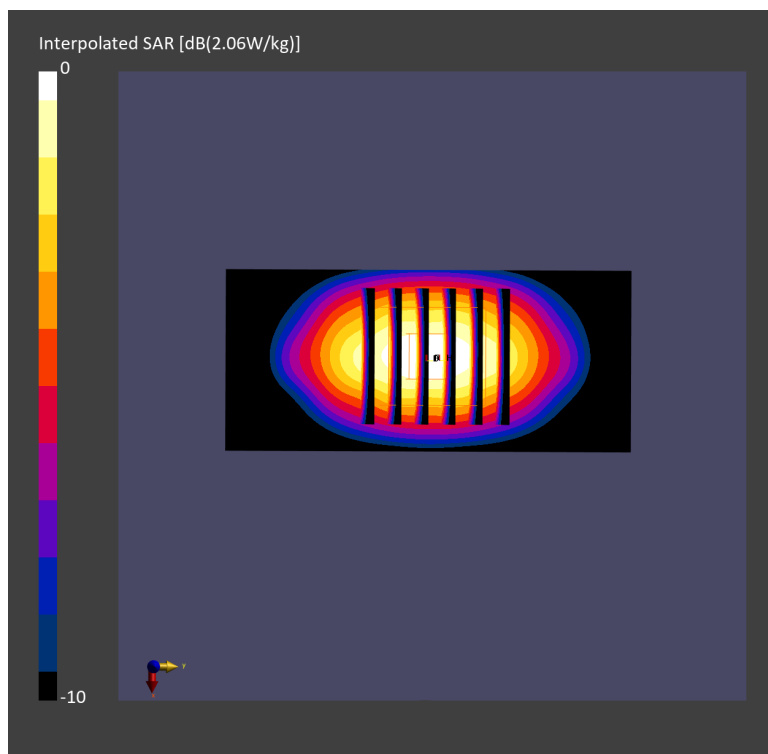
**Pin=17dBm/Zoom Scan (30.0 mm x 30.0 mm x 30.0 mm):** Measurement Grid: 6.0 mm x 6.0 mm x 1.5 mm

Power Drift = -0.13 dB

SAR (1g) = 1.68 W/kg; SAR (8g) = 0.977 W/kg; SAR (10g) = 0.902 W/kg

Smallest distance from peaks to all points 3 dB below = 10.8 mm

Ratio of SAR at M2 to SAR at M1 = 84.9 %



## System Check\_Head\_1900MHz

### DUT: D1900V2 - SN5d185

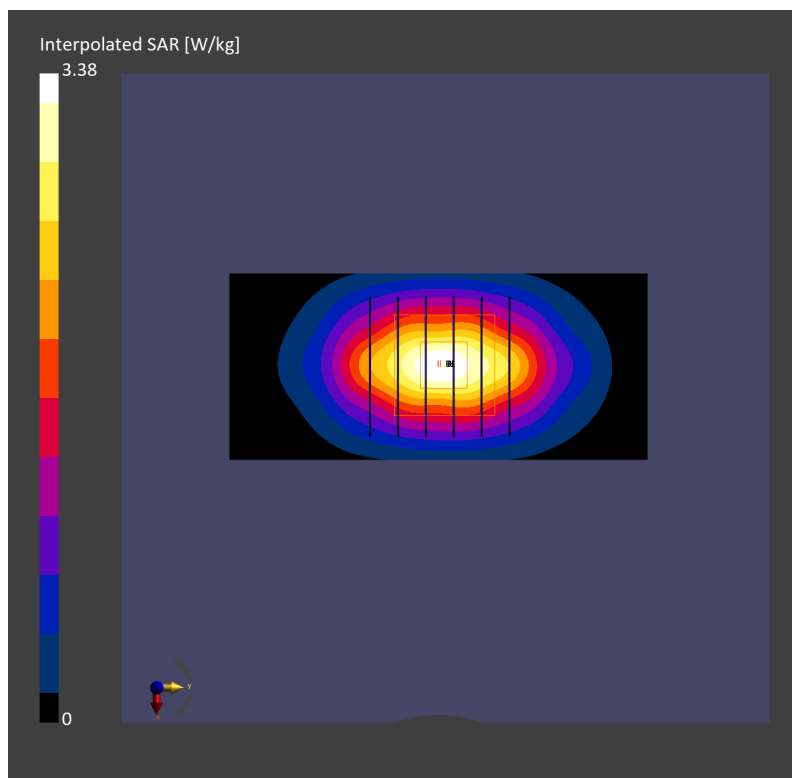
Communication System: CW; Frequency: 1900.000 MHz; Duty Cycle: 1:1  
Medium: HSL\_1900\_230830 Medium parameters used:  $f=1900.000$  MHz;  $\sigma=1.46$  S/m;  $\epsilon_r=39.5$   
Ambient Temperature: 23.8°C; Liquid Temperature: 22.8°C

#### DASY8 Configuration:

- Probe: EX3DV4 - SN3931; ConvF(8.36, 8.36, 8.36); Calibrated: 2022-10-31
- Sensor-Surface: 1.4 mm
- Electronics: DAE4 Sn1696; Calibrated: 2022-11-09
- Phantom: Twin-SAM V8.0 (30deg probe tilt); Serial: 2079; Section: Flat
- Measurement Software: 16.2.4.2524
- UID: CW

**Pin=17dBm/Area Scan (40.0 mm x 90.0 mm):** Measurement Grid: 10.0 mm x 15.0 mm  
SAR (1g) = 1.89 W/kg; SAR (10g) = 0.974 W/kg;

**Pin=17dBm/Zoom Scan (30.0 mm x 30.0 mm x 30.0 mm):** Measurement Grid: 6.0 mm x 6.0 mm x 1.5 mm  
Power Drift = 0.02 dB  
SAR (1g) = 1.83 W/kg; SAR (8g) = 1.04 W/kg; SAR (10g) = 0.961 W/kg  
Smallest distance from peaks to all points 3 dB below = 9.7 mm  
Ratio of SAR at M2 to SAR at M1 = 83.0 %



## System Check\_Head\_1900MHz

### DUT: D1900V2 - SN5d185

Communication System: CW; Frequency: 1900.000 MHz; Duty Cycle: 1:1

Medium: HSL\_1900\_230917 Medium parameters used:  $f=1900.000$  MHz;  $\sigma=1.42$  S/m;  $\epsilon_r=39.3$

Ambient Temperature: 23.2°C; Liquid Temperature: 22.2°C

#### DASY6 Configuration:

- Probe: EX3DV4 - SN7700; ConvF(8.75, 8.75, 8.75); Calibrated: 2023-01-24
- Sensor-Surface: 1.4 mm
- Electronics: DAE4 Sn1707; Calibrated: 2022-12-15
- Phantom: Twin-SAM V8.0 (30deg probe tilt); Serial: 2079; Section: Flat
- Measurement Software: 16.2.4.2524
- UID: CW, 0--

**Pin=17.0dBm/Area Scan (40.0 mm x 90.0 mm):** Measurement Grid: 10.0 mm x 15.0 mm  
SAR (1g) = 1.81 W/kg; SAR (10g) = 0.953 W/kg;

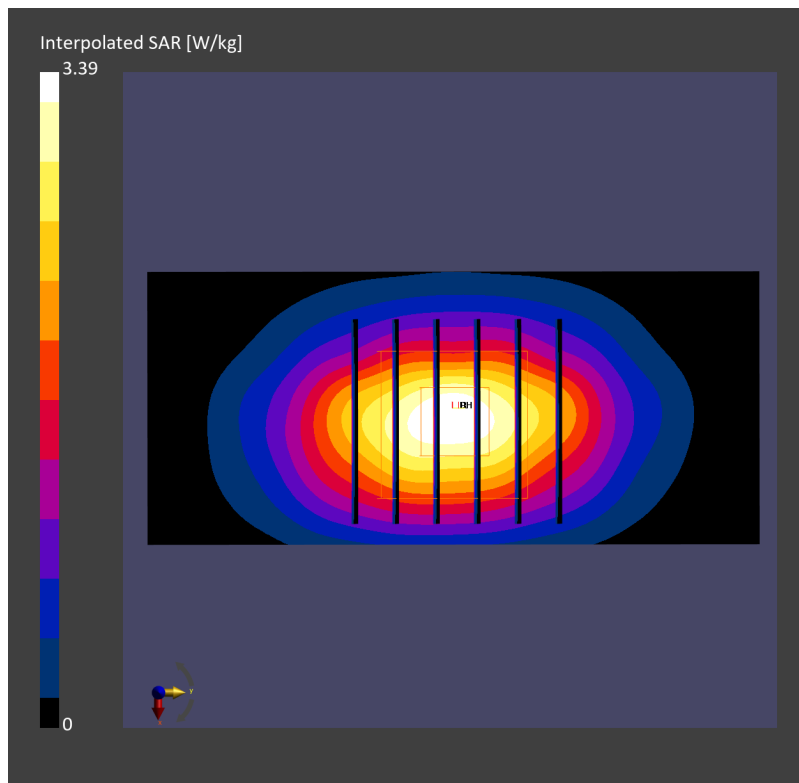
**Pin=17.0dBm/Zoom Scan (30.0 mm x 30.0 mm x 30.0 mm):** Measurement Grid: 6.0 mm x 6.0 mm x 1.5 mm

Power Drift = 0.11 dB

SAR (1g) = 1.83 W/kg; SAR (8g) = 1.04 W/kg; SAR (10g) = 0.953 W/kg

Smallest distance from peaks to all points 3 dB below = 9.7 mm

Ratio of SAR at M2 to SAR at M1 = 83.0 %



## System Check\_Head\_1900MHz

### DUT: D1900V2 - SN5d185

Communication System: CW; Frequency: 1900.000 MHz; Duty Cycle: 1:1

Medium: HSL\_1900\_230920 Medium parameters used:  $f=1900.000$  MHz;  $\sigma=1.42$  S/m;  $\epsilon_r=40.8$

Ambient Temperature: 23.7°C; Liquid Temperature: 22.7°C

#### DASY8 Configuration:

- Probe: EX3DV4 - SN3931; ConvF(8.36, 8.36, 8.36); Calibrated: 2022-10-31
- Sensor-Surface: 1.4 mm
- Electronics: DAE4 Sn1696; Calibrated: 2022-11-09
- Phantom: Twin-SAM V8.0 (30deg probe tilt); Serial: 2079\_Gap; Section: Flat
- Measurement Software: 16.2.4.2524
- UID: CW

**Pin=17dBm/Area Scan (40.0 mm x 90.0 mm):** Measurement Grid: 10.0 mm x 15.0 mm

SAR (1g) = 1.90 W/kg; SAR (10g) = 1.00 W/kg;

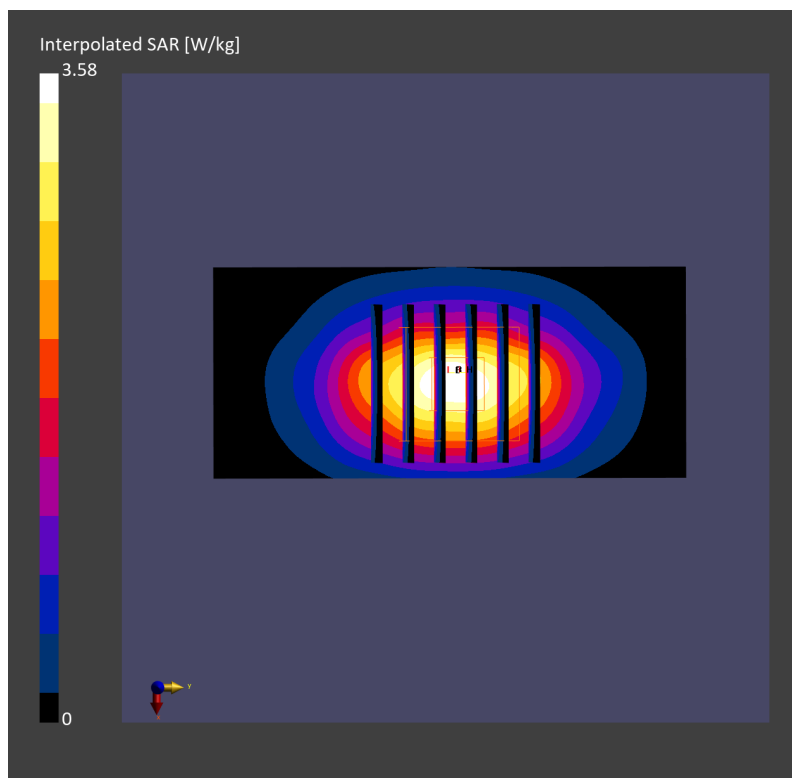
**Pin=17dBm/Zoom Scan (30.0 mm x 30.0 mm x 30.0 mm):** Measurement Grid: 6.0 mm x 6.0 mm x 1.5 mm

Power Drift = -0.00 dB

SAR (1g) = 1.93 W/kg; SAR (8g) = 1.11 W/kg; SAR (10g) = 1.02 W/kg

Smallest distance from peaks to all points 3 dB below = 10.8 mm

Ratio of SAR at M2 to SAR at M1 = 82.1 %



## System Check\_Head\_1900MHz

### DUT: D1900V2 - SN5d185

Communication System: CW; Frequency: 1900.000 MHz; Duty Cycle: 1:1

Medium: HSL\_1900\_230921 Medium parameters used:  $f=1900.000$  MHz;  $\sigma=1.43$  S/m;  $\epsilon_r=41.0$

Ambient Temperature: 23.6°C; Liquid Temperature: 22.6°C

#### DASY8 Configuration:

- Probe: EX3DV4 - SN3931; ConvF(8.36, 8.36, 8.36); Calibrated: 2022-10-31
- Sensor-Surface: 1.4 mm
- Electronics: DAE4 Sn1696; Calibrated: 2022-11-09
- Phantom: Twin-SAM V8.0 (30deg probe tilt); Serial: 2079; Section: Flat
- Measurement Software: 16.2.4.2524
- UID: CW

**Pin=17dBm/Area Scan (40.0 mm x 90.0 mm):** Measurement Grid: 10.0 mm x 15.0 mm

SAR (1g) = 1.93 W/kg; SAR (10g) = 1.00 W/kg;

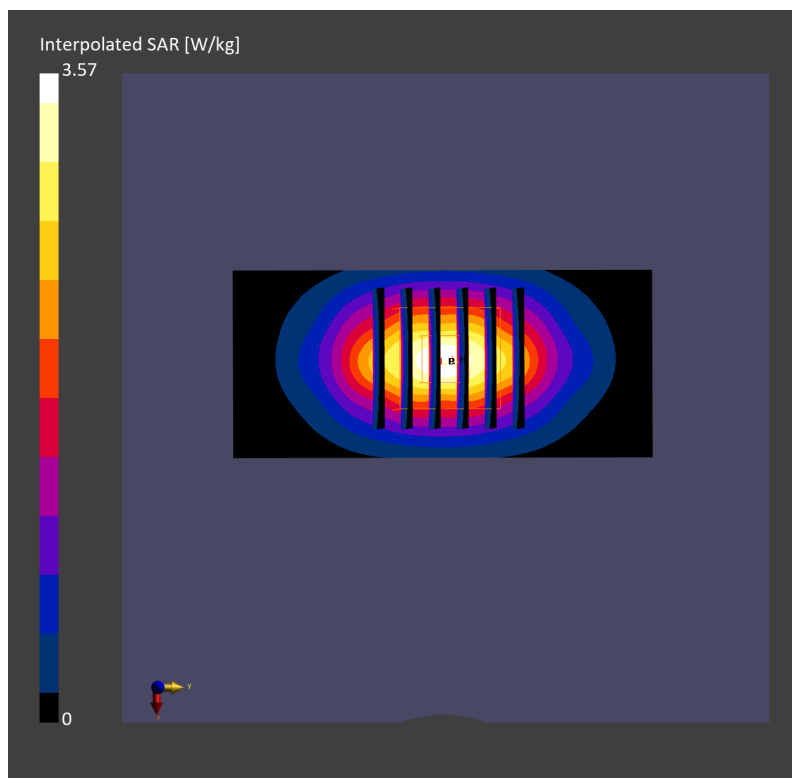
**Pin=17dBm/Zoom Scan (30.0 mm x 30.0 mm x 30.0 mm):** Measurement Grid: 6.0 mm x 6.0 mm x 1.5 mm

Power Drift = 0.00 dB

SAR (1g) = 1.95 W/kg; SAR (8g) = 1.13 W/kg; SAR (10g) = 1.04 W/kg

Smallest distance from peaks to all points 3 dB below = 9.7 mm

Ratio of SAR at M2 to SAR at M1 = 84.2 %



## System Check\_Head\_1900MHz

### DUT: D1900V2 - SN5d185

Communication System: CW; Frequency: 1900.000 MHz; Duty Cycle: 1:1

Medium: HSL\_1900\_230926 Medium parameters used:  $f=1900.000$  MHz;  $\sigma=1.43$  S/m;  $\epsilon_r=39.4$

Ambient Temperature: 23.2°C; Liquid Temperature: 22.2°C

#### DASY6 Configuration:

- Probe: EX3DV4 - SN7700; ConvF(8.75, 8.75, 8.75); Calibrated: 2023-01-24
- Sensor-Surface: 1.4 mm
- Electronics: DAE4 Sn1707; Calibrated: 2022-12-15
- Phantom: Twin-SAM V8.0 (30deg probe tilt); Serial: 2079\_For Gap; Section: Flat
- Measurement Software: 16.2.4.2524
- UID: CW

**Pin=17dBm/Area Scan (40.0 mm x 90.0 mm):** Measurement Grid: 10.0 mm x 15.0 mm

SAR (1g) = 1.89 W/kg; SAR (10g) = 0.974 W/kg;

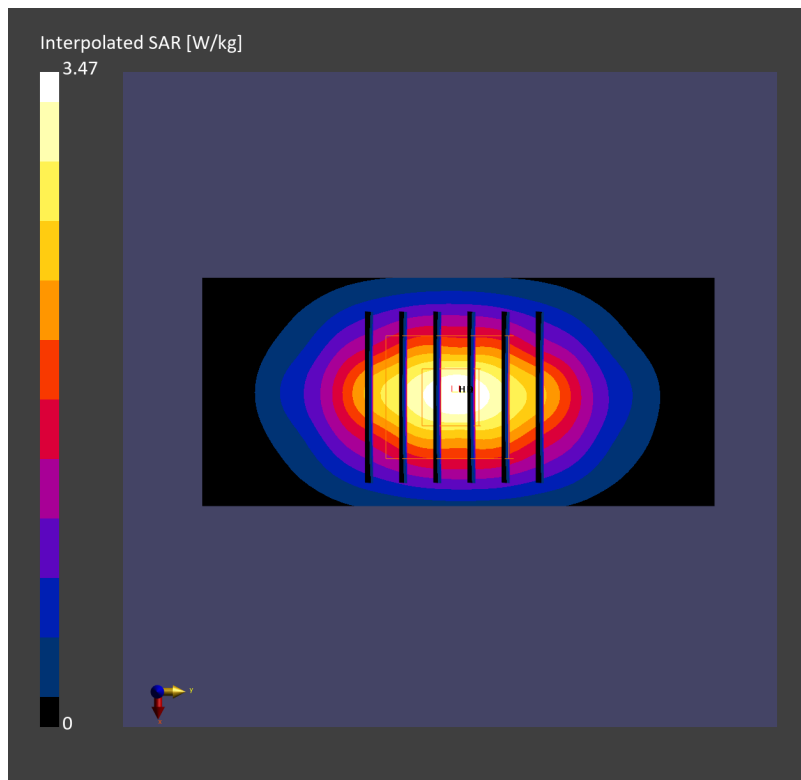
**Pin=17dBm/Zoom Scan (30.0 mm x 30.0 mm x 30.0 mm):** Measurement Grid: 6.0 mm x 6.0 mm x 1.5 mm

Power Drift = -0.04 dB

SAR (1g) = 1.87 W/kg; SAR (8g) = 1.05 W/kg; SAR (10g) = 0.965 W/kg

Smallest distance from peaks to all points 3 dB below = 9.6 mm

Ratio of SAR at M2 to SAR at M1 = 82.9 %



## System Check\_Head\_1900MHz

### DUT: D1900V2 - SN5d185

Communication System: CW; Frequency: 1900.000 MHz; Duty Cycle: 1:1  
Medium: HSL\_1900\_231003 Medium parameters used:  $f=1900.000$  MHz;  $\sigma=1.44$  S/m;  $\epsilon_r=39.4$   
Ambient Temperature: 23.3°C; Liquid Temperature: 22.3°C

#### DASY6 Configuration:

- Probe: EX3DV4 - SN7700; ConvF(8.75, 8.75, 8.75); Calibrated: 2023-01-24
- Sensor-Surface: 1.4 mm
- Electronics: DAE4 Sn1707; Calibrated: 2022-12-15
- Phantom: Twin-SAM V8.0 (30deg probe tilt); Serial: 2079; Section: Flat
- Measurement Software: 16.2.4.2524
- UID: CW

**Pin=17.0dBm/Area Scan (40.0 mm x 90.0 mm):** Measurement Grid: 10.0 mm x 15.0 mm  
SAR (1g) = 1.93 W/kg; SAR (10g) = 0.992 W/kg;

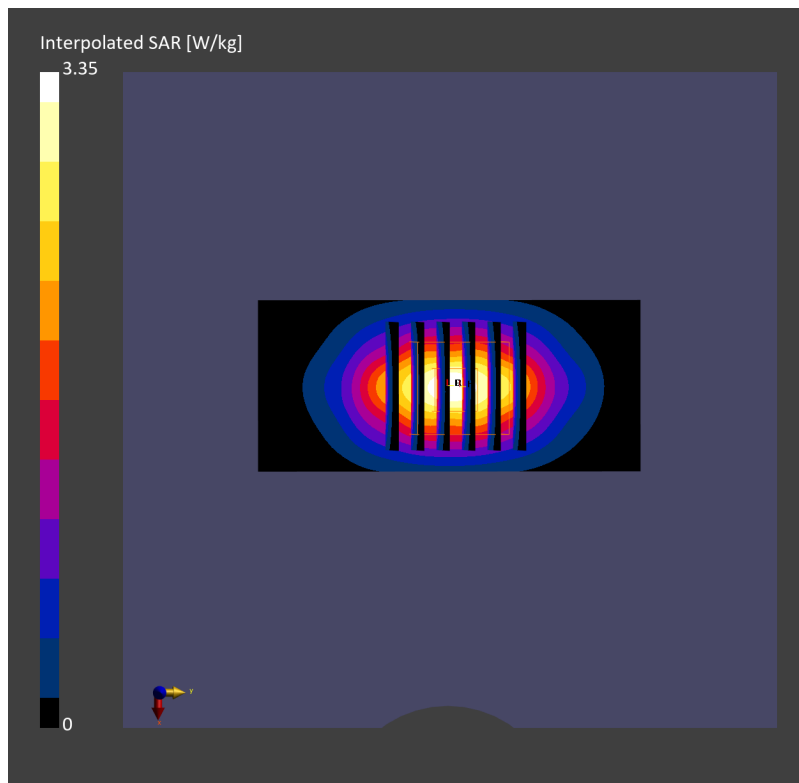
**Pin=17.0dBm/Zoom Scan (30.0 mm x 30.0 mm x 30.0 mm):** Measurement Grid: 6.0 mm x 6.0 mm x 1.5 mm

Power Drift = -0.09 dB

SAR (1g) = 1.84 W/kg; SAR (8g) = 1.05 W/kg; SAR (10g) = 0.963 W/kg

Smallest distance from peaks to all points 3 dB below = 10.3 mm

Ratio of SAR at M2 to SAR at M1 = 83.8 %



## System Check\_Head\_1900MHz

### DUT: D1900V2 - SN5d185

Communication System: CW; Frequency: 1900.000 MHz; Duty Cycle: 1:1  
Medium: HSL\_1900\_231011 Medium parameters used:  $f = 1900.000$  MHz;  $\sigma = 1.44$  S/m;  $\epsilon_r = 38.7$   
Ambient Temperature: 23.7°C; Liquid Temperature: 22.7°C

#### DASY8 Configuration:

- Probe: EX3DV4 - SN7692; ConvF(8.18, 7.89, 9.24); Calibrated: 2023-07-18
- Sensor-Surface: 1.4 mm
- Electronics: DAE4 Sn661; Calibrated: 2023-05-23
- Phantom: Twin-SAM V8.0 (30deg probe tilt); Serial: 2079\_Gap; Section: Flat
- Measurement Software: 16.2.4.2524
- UID: CW

**Pin=17dBm/Area Scan (40.0 mm x 90.0 mm):** Measurement Grid: 10.0 mm x 15.0 mm

SAR (1g) = 1.86 W/kg; SAR (10g) = 0.962 W/kg;

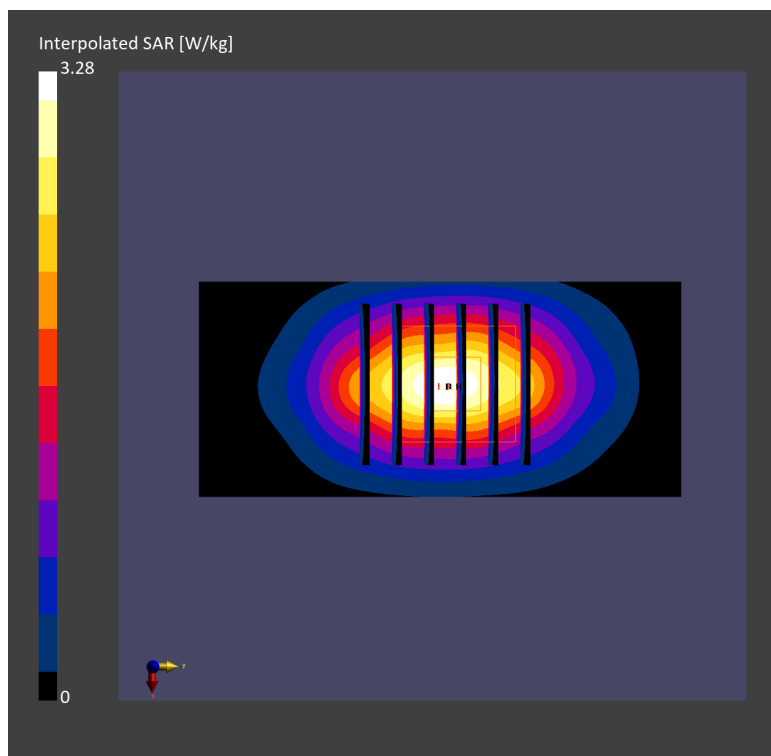
**Pin=17dBm/Zoom Scan (30.0 mm x 30.0 mm x 30.0 mm):** Measurement Grid: 6.0 mm x 6.0 mm x 1.5 mm

Power Drift = -0.04 dB

SAR (1g) = 1.84 W/kg; SAR (8g) = 1.04 W/kg; SAR (10g) = 0.958 W/kg

Smallest distance from peaks to all points 3 dB below = 9.6 mm

Ratio of SAR at M2 to SAR at M1 = 85.5 %





## System Check\_Head\_2300MHz

### DUT: D2300V2 - SN1006

Communication System: CW; Frequency: 2300.000 MHz; Duty Cycle: 1:1  
Medium: HSL\_2300\_230921 Medium parameters used:  $f=2300.000$  MHz;  $\sigma=1.67$  S/m;  $\epsilon_r=39.1$   
Ambient Temperature: 23.7°C; Liquid Temperature: 22.7°C

#### DASY6 Configuration:

- Probe: EX3DV4 - SN7700; ConvF(8.37, 8.37, 8.37); Calibrated: 2023-01-24
- Sensor-Surface: 1.4 mm
- Electronics: DAE4 Sn1707; Calibrated: 2022-12-15
- Phantom: Twin-SAM V8.0 (30deg probe tilt); Serial: 2079; Section: Flat
- Measurement Software: 16.2.4.2524
- UID: CW

**Pin=17dBm/Area Scan (40.0 mm x 80.0 mm):** Measurement Grid: 10.0 mm x 10.0 mm  
SAR (1g) = 2.23 W/kg; SAR (10g) = 1.10 W/kg;

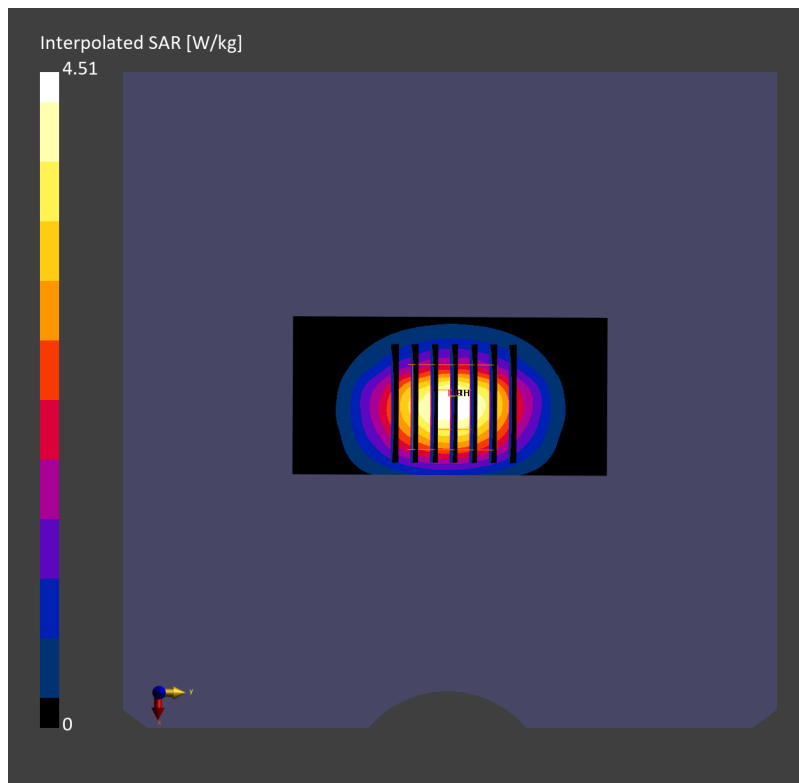
**Pin=17dBm/Zoom Scan (30.0 mm x 30.0 mm x 30.0 mm):** Measurement Grid: 5.0 mm x 5.0 mm x 1.5 mm

Power Drift = -0.01 dB

SAR (1g) = 2.27 W/kg; SAR (8g) = 1.20 W/kg; SAR (10g) = 1.09 W/kg

Smallest distance from peaks to all points 3 dB below = 9.0 mm

Ratio of SAR at M2 to SAR at M1 = 81.4 %



## System Check\_Head\_2300MHz

### DUT: D2300V2 - SN1006

Communication System: CW; Frequency: 2300.000 MHz; Duty Cycle: 1:1

Medium: HSL\_2300\_230927 Medium parameters used:  $f=2300.000$  MHz;  $\sigma=1.67$  S/m;  $\epsilon_r=39.0$

Ambient Temperature: 23.4°C; Liquid Temperature: 22.4°C

#### DASY6 Configuration:

- Probe: EX3DV4 - SN7700; ConvF(8.37, 8.37, 8.37); Calibrated: 2023-01-24
- Sensor-Surface: 1.4 mm
- Electronics: DAE4 Sn1707; Calibrated: 2022-12-15
- Phantom: Twin-SAM V8.0 (30deg probe tilt); Serial: 2079\_For Gap; Section: Flat
- Measurement Software: 16.2.4.2524
- UID: CW

**Pin=17.0dBm/Area Scan (40.0 mm x 80.0 mm):** Measurement Grid: 10.0 mm x 10.0 mm

SAR (1g) = 2.40 W/kg; SAR (10g) = 1.15 W/kg;

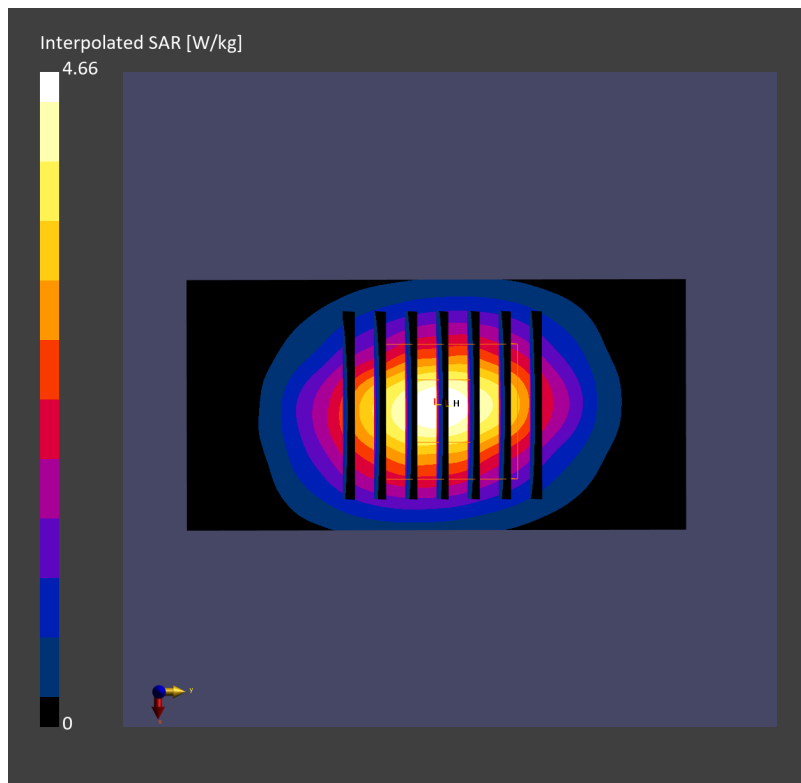
**Pin=17.0dBm/Zoom Scan (30.0 mm x 30.0 mm x 30.0 mm):** Measurement Grid: 5.0 mm x 5.0 mm x 1.5 mm

Power Drift = -0.11 dB

SAR (1g) = 2.35 W/kg; SAR (8g) = 1.25 W/kg; SAR (10g) = 1.14 W/kg

Smallest distance from peaks to all points 3 dB below = 9.5 mm

Ratio of SAR at M2 to SAR at M1 = 81.3 %



## System Check\_Head\_2450MHz

### DUT: D2450V2-929

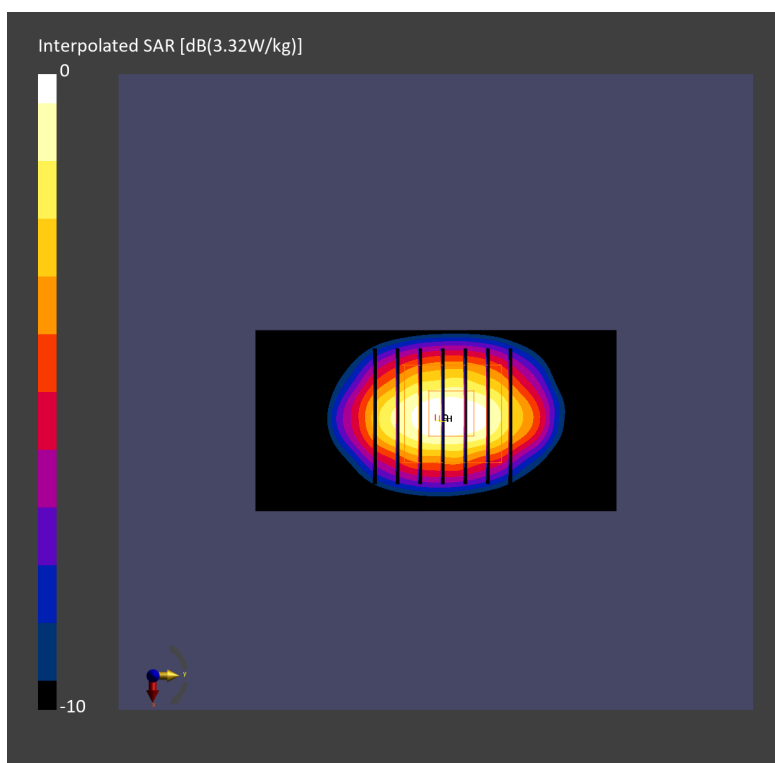
Communication System: CW; Frequency: 2450.000 MHz; Duty Cycle: 1:1  
Medium: HSL\_2450\_230921 Medium parameters used:  $f = 2450.000$  MHz;  $\sigma = 1.79$  S/m;  $\epsilon_r = 40.0$   
Ambient Temperature: 23.5°C; Liquid Temperature: 22.5°C

#### DASY6 Configuration:

- Probe: EX3DV4 - SN7625; ConvF(7.92, 7.92, 7.92); Calibrated: 2023-01-26
- Sensor-Surface: 1.4 mm
- Electronics: DAE4 Sn1697; Calibrated: 2022-12-15
- Phantom: Twin-SAM V4.0 (30deg probe tilt); Serial: 1488; Section: Flat
- Measurement Software: 16.2.4.2524
- UID: CW

**Pin=17.0dBm/Area Scan (40.0 mm x 80.0 mm):** Measurement Grid: 10.0 mm x 10.0 mm  
SAR (1g) = 2.52 W/kg; SAR (10g) = 1.15 W/kg;

**Pin=17.0dBm/Zoom Scan (30.0 mm x 30.0 mm x 30.0 mm):** Measurement Grid: 5.0 mm x 5.0 mm x 1.5 mm  
Power Drift = -0.01 dB  
SAR (1g) = 2.59 W/kg; SAR (8g) = 1.33 W/kg; SAR (10g) = 1.20 W/kg  
Smallest distance from peaks to all points 3 dB below = 8.0 mm  
Ratio of SAR at M2 to SAR at M1 = 78.8 %



## System Check\_Head\_2450MHz

### DUT: D2450V2 - SN929

Communication System: CW; Frequency: 2450.000 MHz; Duty Cycle: 1:1  
Medium: HSL\_2450\_231003 Medium parameters used:  $f = 2450.000$  MHz;  $\sigma = 1.77$  S/m;  $\epsilon_r = 39.0$   
Ambient Temperature: 23.5°C; Liquid Temperature: 22.5°C

#### DASY6 Configuration:

- Probe: EX3DV4 - SN7791; ConvF(6.6, 7.35, 6.64); Calibrated: 2023-02-22
- Sensor-Surface: 1.4 mm
- Electronics: DAE4 Sn699; Calibrated: 2023-02-22
- Phantom: Twin-SAM V8.0 (30deg probe tilt); Serial: 1919; Section: Flat
- Measurement Software: 16.2.4.2524
- UID: CW, 0--

**Pin=17.0dBm/Area Scan (40.0 mm x 80.0 mm):** Measurement Grid: 10.0 mm x 10.0 mm  
SAR (1g) = 2.58 W/kg; SAR (10g) = 1.20 W/kg;

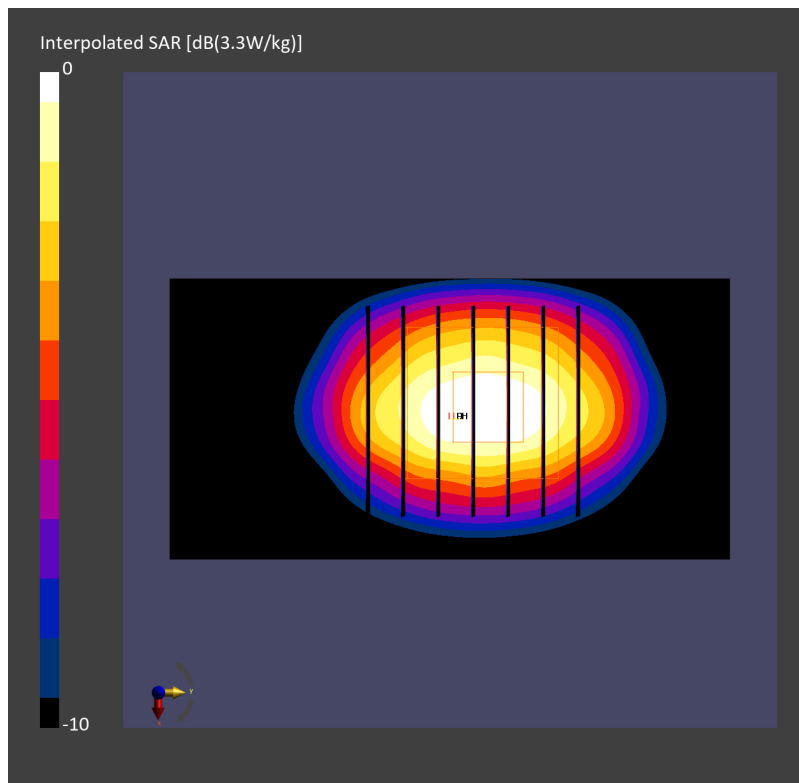
**Pin=17.0dBm/Zoom Scan (30.0 mm x 30.0 mm x 30.0 mm):** Measurement Grid: 5.0 mm x 5.0 mm x 1.5 mm

Power Drift = -0.09 dB

SAR (1g) = 2.46 W/kg; SAR (8g) = 1.27 W/kg; SAR (10g) = 1.15 W/kg

Smallest distance from peaks to all points 3 dB below = 9.0 mm

Ratio of SAR at M2 to SAR at M1 = 81.3 %



## System Check\_Head\_2450MHz

### DUT: D2450V2 - SN929

Communication System: CW; Frequency: 2450.000 MHz; Duty Cycle: 1:1  
Medium: HSL\_2450\_231006 Medium parameters used:  $f=2450.000$  MHz;  $\sigma=1.80$  S/m;  $\epsilon_r=38.8$   
Ambient Temperature: 23.6°C; Liquid Temperature: 22.6°C

#### DASY6 Configuration:

- Probe: EX3DV4 - SN7791; ConvF(6.6, 7.35, 6.64); Calibrated: 2023-02-22
- Sensor-Surface: 1.4 mm
- Electronics: DAE4 Sn699; Calibrated: 2023-02-22
- Phantom: Twin-SAM V8.0 (30deg probe tilt); Serial: 1919; Section: Flat
- Measurement Software: 16.2.4.2524
- UID: CW, 0--

**Pin=17.0dBm/Area Scan (40.0 mm x 80.0 mm):** Measurement Grid: 10.0 mm x 10.0 mm  
SAR (1g) = 2.48 W/kg; SAR (10g) = 1.14 W/kg;

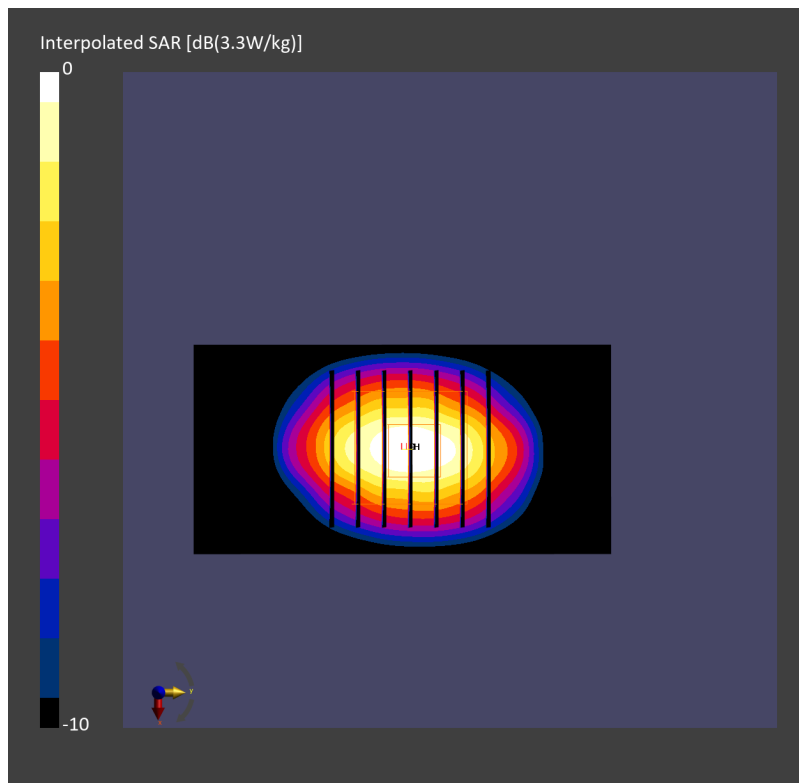
**Pin=17.0dBm/Zoom Scan (30.0 mm x 30.0 mm x 30.0 mm):** Measurement Grid: 5.0 mm x 5.0 mm x 1.5 mm

Power Drift = -0.03 dB

SAR (1g) = 2.47 W/kg; SAR (8g) = 1.27 W/kg; SAR (10g) = 1.15 W/kg

Smallest distance from peaks to all points 3 dB below = 9.0 mm

Ratio of SAR at M2 to SAR at M1 = 80.5 %



## System Check\_Head\_2450MHz

### DUT: D2450V2 - SN929

Communication System: CW; Frequency: 2450.000 MHz; Duty Cycle: 1:1

Medium: HSL\_2450\_231006 Medium parameters used:  $f = 2450.000$  MHz;  $\sigma = 1.85$  S/m;  $\epsilon_r = 38.9$

Ambient Temperature: 23.5°C; Liquid Temperature: 22.5°C

#### DASY6 Configuration:

- Probe: EX3DV4 - SN7625; ConvF(7.92, 7.92, 7.92); Calibrated: 2023-01-26
- Sensor-Surface: 1.4 mm
- Electronics: DAE4 Sn1697; Calibrated: 2022-12-15
- Phantom: Twin-SAM V4.0 (30deg probe tilt); Serial: 1488; Section: Flat
- Measurement Software: 16.2.4.2524
- UID: CW, 0--

**Pin=17.0dBm/Area Scan (40.0 mm x 80.0 mm):** Measurement Grid: 10.0 mm x 10.0 mm

SAR (1g) = 2.23 W/kg; SAR (10g) = 1.06 W/kg;

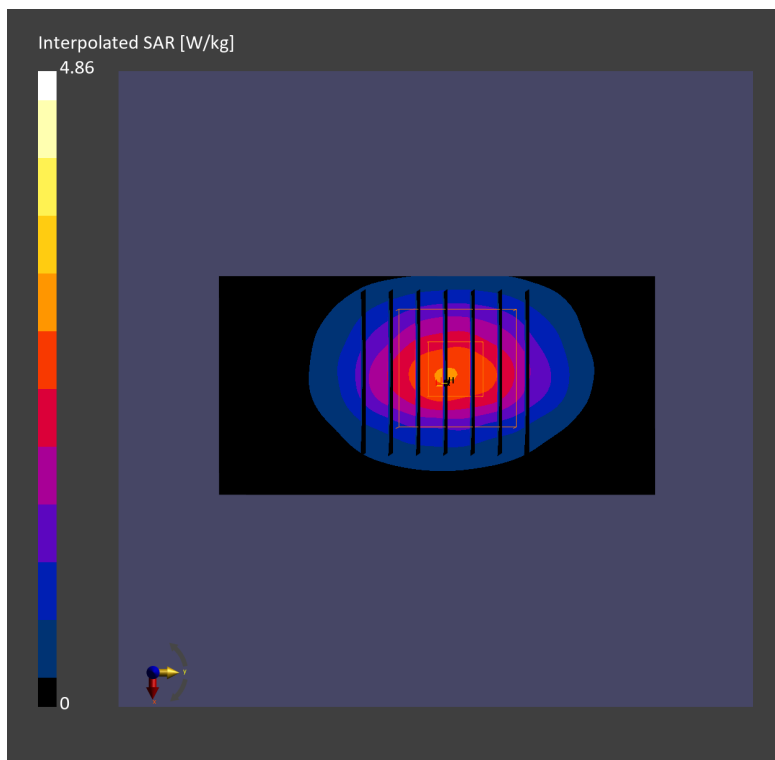
**Pin=17.0dBm/Zoom Scan (30.0 mm x 30.0 mm x 30.0 mm):** Measurement Grid: 5.0 mm x 5.0 mm x 1.5 mm

Power Drift = -0.03 dB

SAR (1g) = 2.38 W/kg; SAR (8g) = 1.24 W/kg; SAR (10g) = 1.13 W/kg

Smallest distance from peaks to all points 3 dB below = 9.0 mm

Ratio of SAR at M2 to SAR at M1 = 80.3 %



## System Check\_Head\_2450MHz

### DUT: D2450V2 - SN929

Communication System: CW; Frequency: 2450.000 MHz; Duty Cycle: 1:1  
Medium: HSL\_2450\_231019 Medium parameters used:  $f=2450.000$  MHz;  $\sigma=1.79$  S/m;  $\epsilon_r=39.9$   
Ambient Temperature: 23.9°C; Liquid Temperature: 22.9°C

#### DASY6 Configuration:

- Probe: EX3DV4 - SN7785; ConvF(6.78, 6.52, 6.53); Calibrated: 2023-01-05
- Sensor-Surface: 1.4 mm
- Electronics: DAE4 Sn699; Calibrated: 2023-02-22
- Phantom: Twin-SAM V8.0 (30deg probe tilt); Serial: 1919; Section: Flat
- Measurement Software: 16.2.4.2524
- UID: CW, 0--

**Pin=17.0dBm/Area Scan (40.0 mm x 80.0 mm):** Measurement Grid: 10.0 mm x 10.0 mm  
SAR (1g) = 2.54 W/kg; SAR (10g) = 1.16 W/kg;

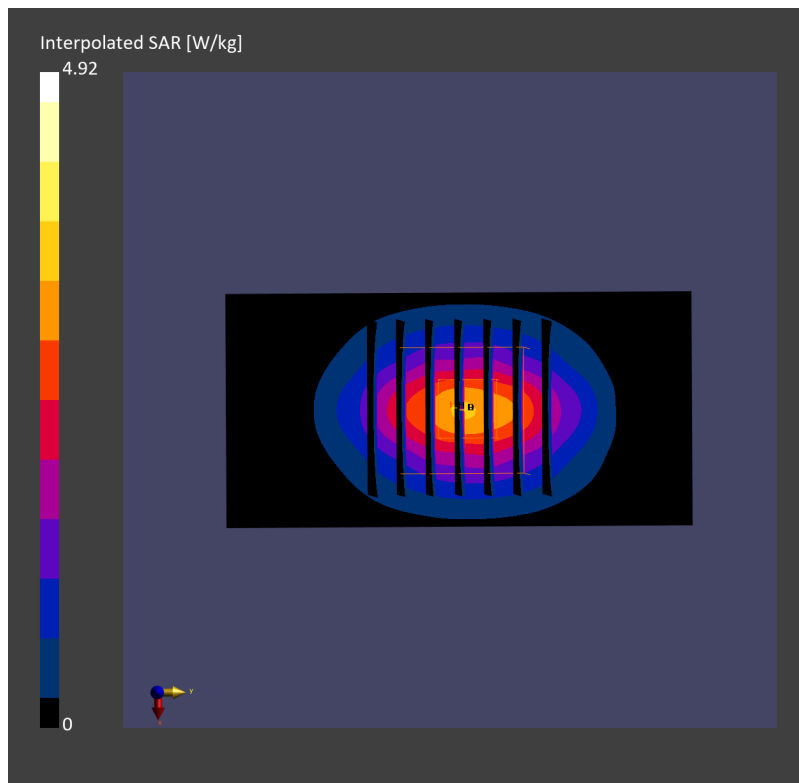
**Pin=17.0dBm/Zoom Scan (30.0 mm x 30.0 mm x 30.0 mm):** Measurement Grid: 5.0 mm x 5.0 mm x 1.5 mm

Power Drift = -0.06 dB

SAR (1g) = 2.46 W/kg; SAR (8g) = 1.28 W/kg; SAR (10g) = 1.16 W/kg

Smallest distance from peaks to all points 3 dB below = 9.0 mm

Ratio of SAR at M2 to SAR at M1 = 81.0 %



## System Check\_Head\_2600MHz

### DUT: D2600V2 - SN1078

Communication System: CW; Frequency: 2600.000 MHz; Duty Cycle: 1:1  
Medium: HSL\_2300\_230921 Medium parameters used:  $f=2600.000$  MHz;  $\sigma=2.00$  S/m;  $\epsilon_r=37.9$   
Ambient Temperature: 23.7°C; Liquid Temperature: 22.7°C

#### DASY6 Configuration:

- Probe: EX3DV4 - SN7700; ConvF(7.96, 7.96, 7.96); Calibrated: 2023-01-24
- Sensor-Surface: 1.4 mm
- Electronics: DAE4 Sn1707; Calibrated: 2022-12-15
- Phantom: Twin-SAM V8.0 (30deg probe tilt); Serial: 2079; Section: Flat
- Measurement Software: 16.2.4.2524
- UID: CW

**Pin=17dBm/Area Scan (40.0 mm x 80.0 mm):** Measurement Grid: 10.0 mm x 10.0 mm  
SAR (1g) = 2.58 W/kg; SAR (10g) = 1.18 W/kg;

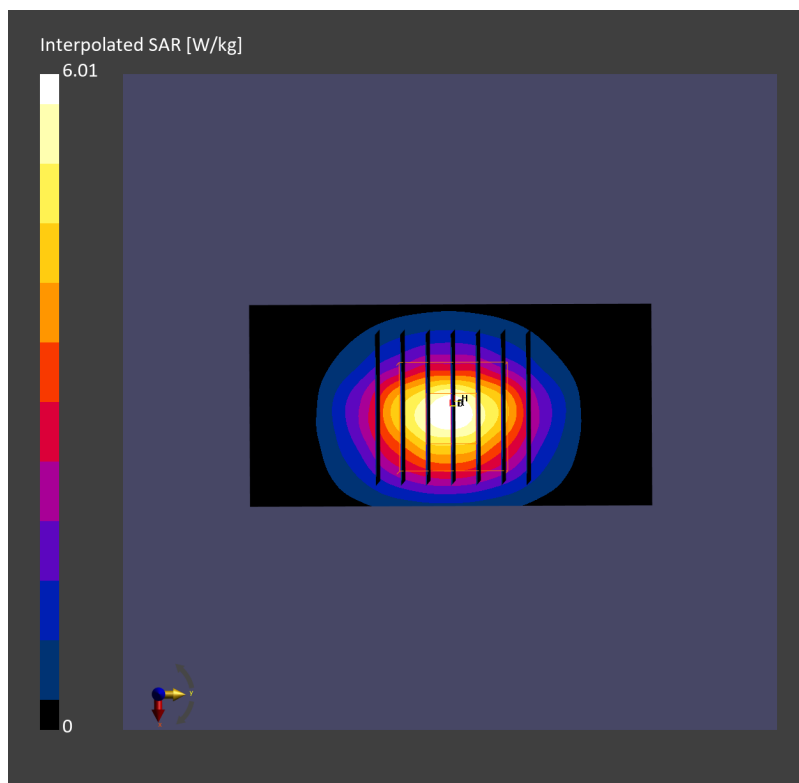
**Pin=17dBm/Zoom Scan (30.0 mm x 30.0 mm x 30.0 mm):** Measurement Grid: 5.0 mm x 5.0 mm x 1.5 mm

Power Drift = 0.06 dB

SAR (1g) = 2.79 W/kg; SAR (8g) = 1.39 W/kg; SAR (10g) = 1.26 W/kg

Smallest distance from peaks to all points 3 dB below = 9.0 mm

Ratio of SAR at M2 to SAR at M1 = 79.0 %





## System Check\_Head\_2600MHz

### DUT: D2600V2 - SN1078

Communication System: CW; Frequency: 2600.000 MHz; Duty Cycle: 1:1  
Medium: HSL\_2600\_230924 Medium parameters used:  $f=2600.000$  MHz;  $\sigma=1.98$  S/m;  $\epsilon_r=37.8$   
Ambient Temperature: 23.4°C; Liquid Temperature: 22.4°C

#### DASY6 Configuration:

- Probe: EX3DV4 - SN7700; ConvF(7.96, 7.96, 7.96); Calibrated: 2023-01-24
- Sensor-Surface: 1.4 mm
- Electronics: DAE4 Sn1707; Calibrated: 2022-12-15
- Phantom: Twin-SAM V8.0 (30deg probe tilt); Serial: 2079; Section: Flat
- Measurement Software: 16.2.4.2524
- UID: CW

**Pin=17dBm/Area Scan (40.0 mm x 80.0 mm):** Measurement Grid: 10.0 mm x 10.0 mm  
SAR (1g) = 2.65 W/kg; SAR (10g) = 1.19 W/kg;

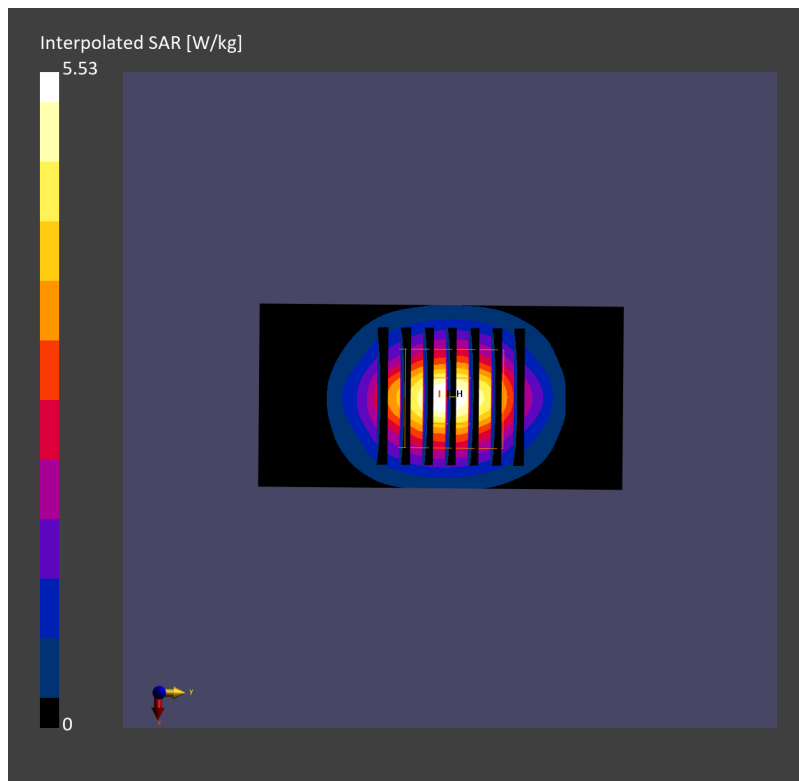
**Pin=17dBm/Zoom Scan (30.0 mm x 30.0 mm x 30.0 mm):** Measurement Grid: 5.0 mm x 5.0 mm x 1.5 mm

Power Drift = -0.13 dB

SAR (1g) = 2.62 W/kg; SAR (8g) = 1.31 W/kg; SAR (10g) = 1.19 W/kg

Smallest distance from peaks to all points 3 dB below = 9.1 mm

Ratio of SAR at M2 to SAR at M1 = 79.6 %



## System Check\_Head\_2600MHz

### DUT: D2600V2 - SN1078

Communication System: CW; Frequency: 2600.000 MHz; Duty Cycle: 1:1  
Medium: HSL\_2600\_230926 Medium parameters used:  $f= 2600.000$  MHz;  $\sigma= 1.98$  S/m;  $\epsilon_r = 38.8$   
Ambient Temperature: 23.6°C; Liquid Temperature: 22.6°C

#### DASY8 Configuration:

- Probe: EX3DV4 - SN3931; ConvF(7.4, 7.4, 7.4); Calibrated: 2022-10-31
- Sensor-Surface: 1.4 mm
- Electronics: DAE4 Sn1696; Calibrated: 2022-11-09
- Phantom: Twin-SAM V8.0 (30deg probe tilt); Serial: 2079; Section: Flat
- Measurement Software: 16.2.4.2524
- UID: CW, 0--

**Pin=17.0dBm/Area Scan (40.0 mm x 80.0 mm):** Measurement Grid: 10.0 mm x 10.0 mm  
SAR (1g) = 2.77 W/kg; SAR (10g) = 1.23 W/kg;

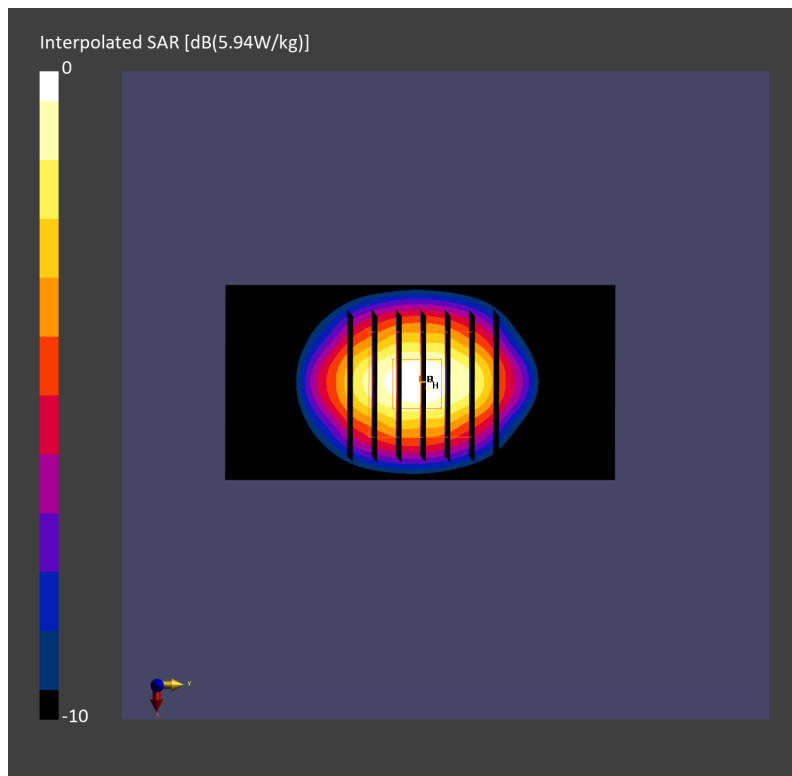
**Pin=17.0dBm/Zoom Scan (30.0 mm x 30.0 mm x 30.0 mm):** Measurement Grid: 5.0 mm x 5.0 mm x 1.5 mm

Power Drift = -0.17 dB

SAR (1g) = 2.71 W/kg; SAR (8g) = 1.36 W/kg; SAR (10g) = 1.23 W/kg

Smallest distance from peaks to all points 3 dB below = 9.0 mm

Ratio of SAR at M2 to SAR at M1 = 78.0 %



## System Check\_Head\_2600MHz

### DUT: D2600V2 - SN1078

Communication System: CW; Frequency: 2600.000 MHz; Duty Cycle: 1:1  
Medium: HSL\_2600\_230927 Medium parameters used:  $f=2600.000$  MHz;  $\sigma=1.99$  S/m;  $\epsilon_r=37.9$   
Ambient Temperature: 23.4°C; Liquid Temperature: 22.4°C

#### DASY6 Configuration:

- Probe: EX3DV4 - SN7700; ConvF(7.96, 7.96, 7.96); Calibrated: 2023-01-24
- Sensor-Surface: 1.4 mm
- Electronics: DAE4 Sn1707; Calibrated: 2022-12-15
- Phantom: Twin-SAM V8.0 (30deg probe tilt); Serial: 2079\_For Gap; Section: Flat
- Measurement Software: 16.2.4.2524
- UID: CW

**Pin=17.0dBm/Area Scan (40.0 mm x 80.0 mm):** Measurement Grid: 10.0 mm x 10.0 mm  
SAR (1g) = 2.57 W/kg; SAR (10g) = 1.16 W/kg;

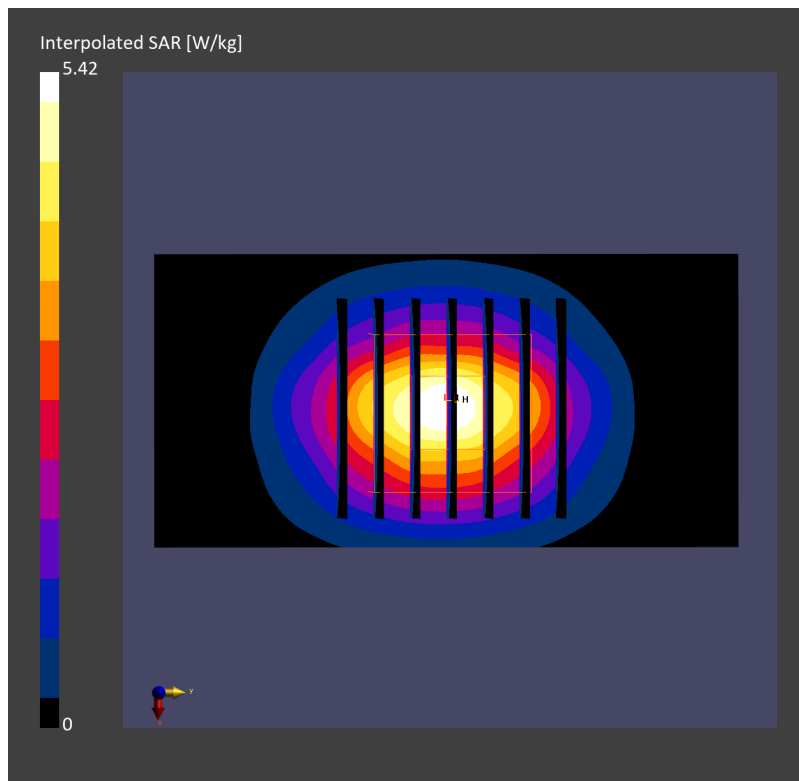
**Pin=17.0dBm/Zoom Scan (30.0 mm x 30.0 mm x 30.0 mm):** Measurement Grid: 5.0 mm x 5.0 mm x 1.5 mm

Power Drift = -0.00 dB

SAR (1g) = 2.59 W/kg; SAR (8g) = 1.31 W/kg; SAR (10g) = 1.18 W/kg

Smallest distance from peaks to all points 3 dB below = 9.0 mm

Ratio of SAR at M2 to SAR at M1 = 80.2 %



## System Check\_Head\_2600MHz

### DUT: D2600V2 - SN1078

Communication System: CW; Frequency: 2600.000 MHz; Duty Cycle: 1:1  
Medium: HSL\_2600\_230928 Medium parameters used:  $f=2600.000$  MHz;  $\sigma=1.98$  S/m;  $\epsilon_r=38.0$   
Ambient Temperature: 23.2°C; Liquid Temperature: 22.2°C

#### DASY6 Configuration:

- Probe: EX3DV4 - SN7700; ConvF(7.96, 7.96, 7.96); Calibrated: 2023-01-24
- Sensor-Surface: 1.4 mm
- Electronics: DAE4 Sn1707; Calibrated: 2022-12-15
- Phantom: Twin-SAM V8.0 (30deg probe tilt); Serial: 2079\_For Gap; Section: Flat
- Measurement Software: 16.2.4.2524
- UID: CW, 0--

**Pin=17.0dBm/Area Scan (40.0 mm x 80.0 mm):** Measurement Grid: 10.0 mm x 10.0 mm  
SAR (1g) = 2.55 W/kg; SAR (10g) = 1.16 W/kg;

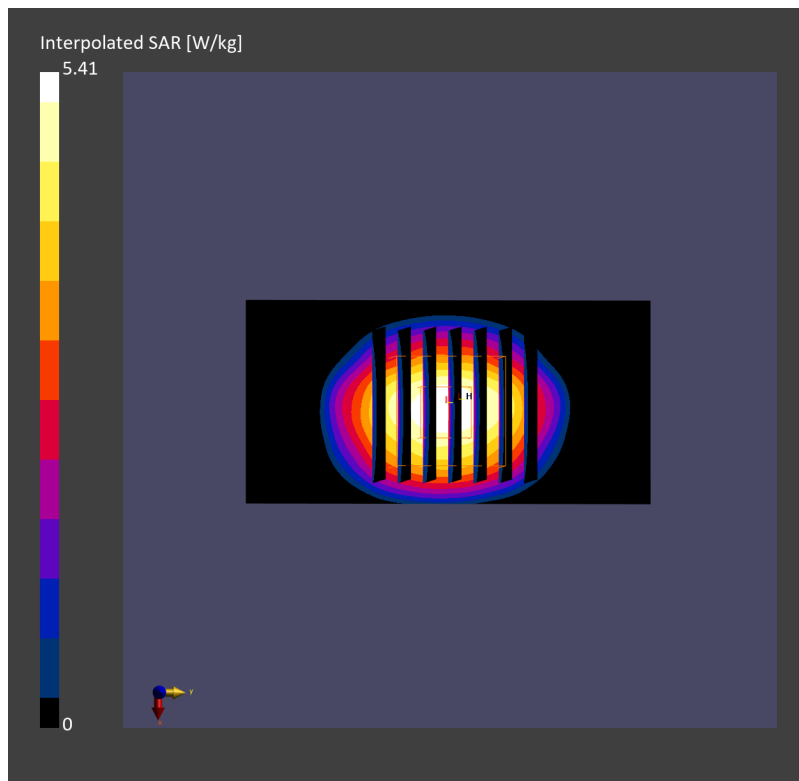
**Pin=17.0dBm/Zoom Scan (30.0 mm x 30.0 mm x 30.0 mm):** Measurement Grid: 5.0 mm x 5.0 mm x 1.5 mm

Power Drift = 0.01 dB

SAR (1g) = 2.59 W/kg; SAR (8g) = 1.30 W/kg; SAR (10g) = 1.18 W/kg

Smallest distance from peaks to all points 3 dB below = 9.0 mm

Ratio of SAR at M2 to SAR at M1 = 80.2 %



## System Check\_Head\_2600MHz

### DUT: D2600V2 - SN1078

Communication System: CW; Frequency: 2600.000 MHz; Duty Cycle: 1:1  
Medium: HSL\_2600\_231004 Medium parameters used:  $f=2600.000$  MHz;  $\sigma=1.97$  S/m;  $\epsilon_r=37.8$   
Ambient Temperature: 23.3°C; Liquid Temperature: 22.3°C

#### DASY6 Configuration:

- Probe: EX3DV4 - SN7700; ConvF(7.96, 7.96, 7.96); Calibrated: 2023-01-24
- Sensor-Surface: 1.4 mm
- Electronics: DAE4 Sn1707; Calibrated: 2022-12-15
- Phantom: Twin-SAM V8.0 (30deg probe tilt); Serial: 2079\_For Gap; Section: Flat
- Measurement Software: 16.2.4.2524
- UID: CW

**Pin=17.0dBm/Area Scan (40.0 mm x 80.0 mm):** Measurement Grid: 10.0 mm x 10.0 mm  
SAR (1g) = 2.66 W/kg; SAR (10g) = 1.20 W/kg;

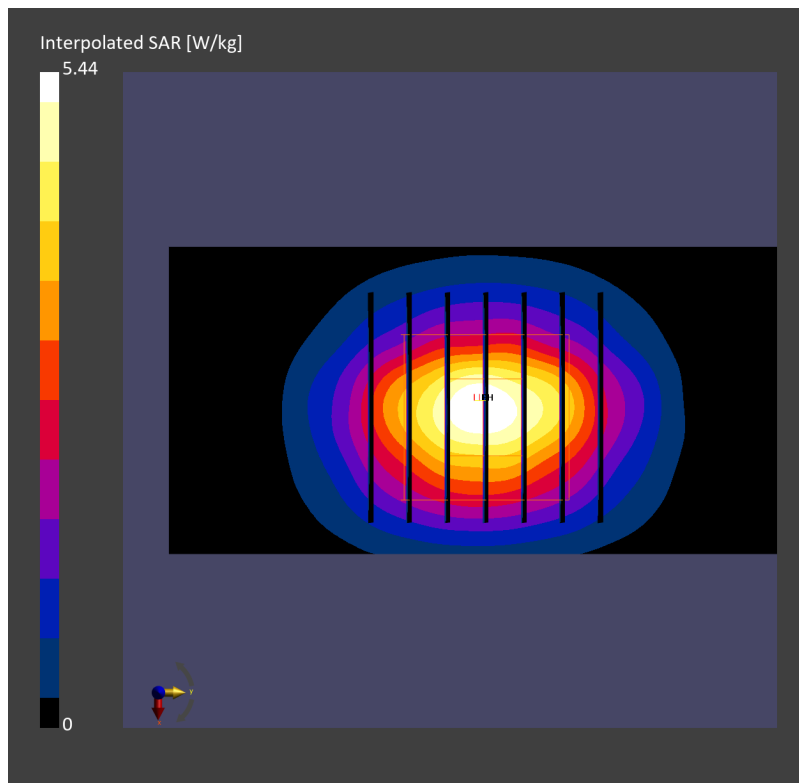
**Pin=17.0dBm/Zoom Scan (30.0 mm x 30.0 mm x 30.0 mm):** Measurement Grid: 5.0 mm x 5.0 mm x 1.5 mm

Power Drift = -0.13 dB

SAR (1g) = 2.60 W/kg; SAR (8g) = 1.30 W/kg; SAR (10g) = 1.18 W/kg

Smallest distance from peaks to all points 3 dB below = 9.0 mm

Ratio of SAR at M2 to SAR at M1 = 80.2 %



## System Check\_Head\_3500MHz

### DUT: D3500V2 - SN1014

Communication System: CW; Frequency: 3500.000 MHz; Duty Cycle: 1:1  
Medium: HSL\_3500\_230922 Medium parameters used:  $f=3500.000$  MHz;  $\sigma=2.97$  S/m;  $\epsilon_r=38.4$   
Ambient Temperature: 23.5°C; Liquid Temperature: 22.5°C

#### DASY6 Configuration:

- Probe: EX3DV4 - SN7700; ConvF(7.29, 7.29, 7.29); Calibrated: 2023-01-24
- Sensor-Surface: 1.4 mm
- Electronics: DAE4 Sn1707; Calibrated: 2022-12-15
- Phantom: Twin-SAM V8.0 (30deg probe tilt); Serial: 2079; Section: Flat
- Measurement Software: 16.2.4.2524
- UID: CW, 0--

**Pin=17.0dBm/Area Scan (40.0 mm x 80.0 mm):** Measurement Grid: 10.0 mm x 10.0 mm  
SAR (1g) = 3.07 W/kg; SAR (10g) = 1.19 W/kg;

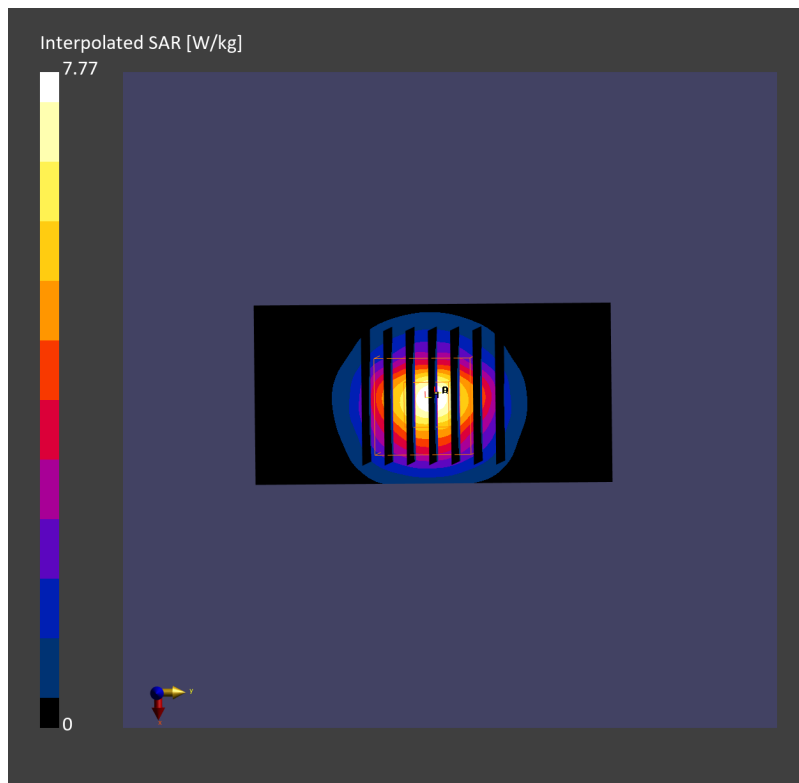
**Pin=17.0dBm/Zoom Scan (28.0 mm x 28.0 mm x 28.0 mm):** Measurement Grid: 5.0 mm x 5.0 mm x 1.4 mm

Power Drift = 0.01 dB

SAR (1g) = 3.23 W/kg; SAR (8g) = 1.41 W/kg; SAR (10g) = 1.25 W/kg

Smallest distance from peaks to all points 3 dB below = 8.1 mm

Ratio of SAR at M2 to SAR at M1 = 78.4 %



## System Check\_Head\_3500MHz

### DUT: D3500V2 - SN1014

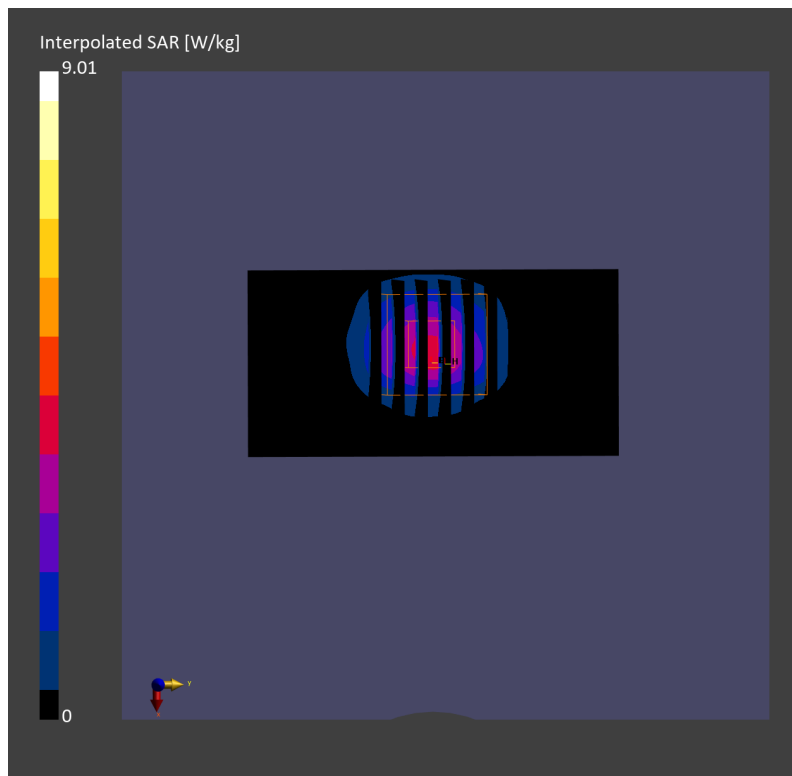
Communication System: CW; Frequency: 3500.000 MHz; Duty Cycle: 1:1  
Medium: HSL\_3500\_230929 Medium parameters used:  $f=3500.000$  MHz;  $\sigma=2.92$  S/m;  $\epsilon_r=37.6$   
Ambient Temperature: 23.6°C; Liquid Temperature: 22.6°C

#### DASY8 Configuration:

- Probe: EX3DV4 - SN3931; ConvF(7.19, 7.19, 7.19); Calibrated: 2022-10-31
- Sensor-Surface: 1.4 mm
- Electronics: DAE4 Sn1696; Calibrated: 2022-11-09
- Phantom: Twin-SAM V8.0 (30deg probe tilt); Serial: 2079\_Gap; Section: Flat
- Measurement Software: 16.2.4.2524
- UID: CW

**Pin=17dBm/Area Scan (40.0 mm x 80.0 mm):** Measurement Grid: 10.0 mm x 10.0 mm  
SAR (1g) = 3.02 W/kg; SAR (10g) = 1.20 W/kg;

**Pin=17dBm/Zoom Scan (28.0 mm x 28.0 mm x 28.0 mm):** Measurement Grid: 5.0 mm x 5.0 mm x 1.4 mm  
Power Drift = -0.07 dB  
SAR (1g) = 3.40 W/kg; SAR (8g) = 1.46 W/kg; SAR (10g) = 1.29 W/kg  
Smallest distance from peaks to all points 3 dB below = 7.7 mm  
Ratio of SAR at M2 to SAR at M1 = 73.6 %



## System Check\_Head\_3500MHz

### DUT: D3500V2 - SN1014

Communication System: CW; Frequency: 3500.000 MHz; Duty Cycle: 1:1  
Medium: HSL\_3500\_231003 Medium parameters used:  $f=3500.000$  MHz;  $\sigma=2.92$  S/m;  $\epsilon_r=37.8$   
Ambient Temperature: 23.7°C; Liquid Temperature: 22.7°C

#### DASY8 Configuration:

- Probe: EX3DV4 - SN7692; ConvF(7.1, 6.9, 8.02); Calibrated: 2023-07-18
- Sensor-Surface: 1.4 mm
- Electronics: DAE4 Sn661; Calibrated: 2023-05-23
- Phantom: Twin-SAM V8.0 (30deg probe tilt); Serial: 2079; Section: Flat
- Measurement Software: 16.2.4.2524
- UID: CW

**Pin=17dBm/Area Scan (40.0 mm x 80.0 mm):** Measurement Grid: 10.0 mm x 10.0 mm  
SAR (1g) = 3.37 W/kg; SAR (10g) = 1.29 W/kg;

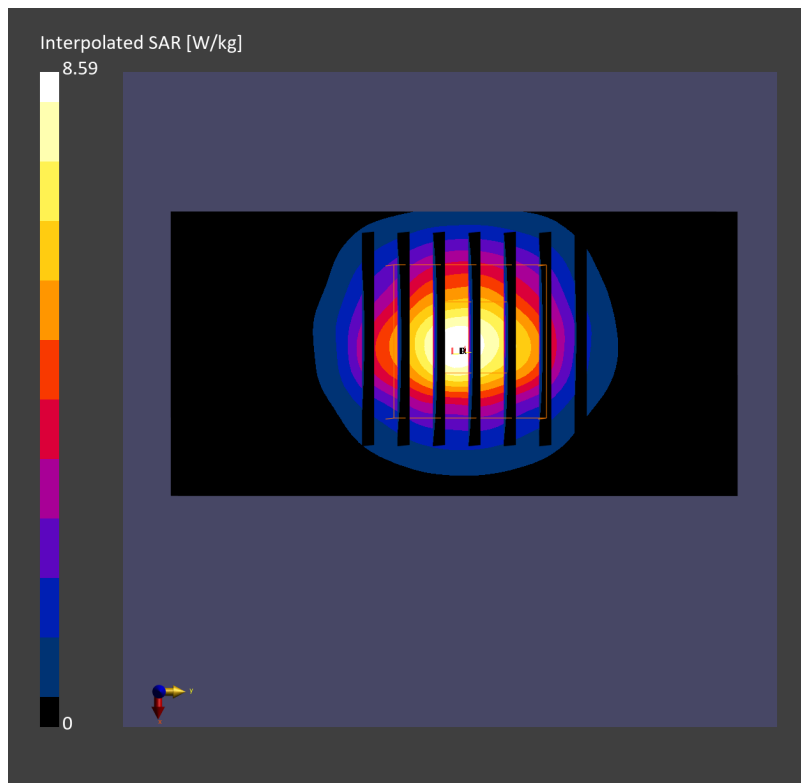
**Pin=17dBm/Zoom Scan (28.0 mm x 28.0 mm x 28.0 mm):** Measurement Grid: 5.0 mm x 5.0 mm x 1.4 mm

Power Drift = -0.02 dB

SAR (1g) = 3.55 W/kg; SAR (8g) = 1.55 W/kg; SAR (10g) = 1.37 W/kg

Smallest distance from peaks to all points 3 dB below = 8.0 mm

Ratio of SAR at M2 to SAR at M1 = 77.7 %





## System Check\_Head\_3500MHz

### DUT: D3500V2 - SN1014

Communication System: CW; Frequency: 3500.000 MHz; Duty Cycle: 1:1  
Medium: HSL\_3500\_231005 Medium parameters used:  $f=3500.000$  MHz;  $\sigma=2.95$  S/m;  $\epsilon_r=38.2$   
Ambient Temperature: 23.5°C; Liquid Temperature: 22.5°C

#### DASY6 Configuration:

- Probe: EX3DV4 - SN7700; ConvF(7.29, 7.29, 7.29); Calibrated: 2023-01-24
- Sensor-Surface: 1.4 mm
- Electronics: DAE4 Sn1707; Calibrated: 2022-12-15
- Phantom: Twin-SAM V8.0 (30deg probe tilt); Serial: 2079\_For Gap; Section: Flat
- Measurement Software: 16.2.4.2524
- UID: CW

**Pin=17.0dBm/Area Scan (40.0 mm x 80.0 mm):** Measurement Grid: 10.0 mm x 10.0 mm  
SAR (1g) = 3.00 W/kg; SAR (10g) = 1.15 W/kg;

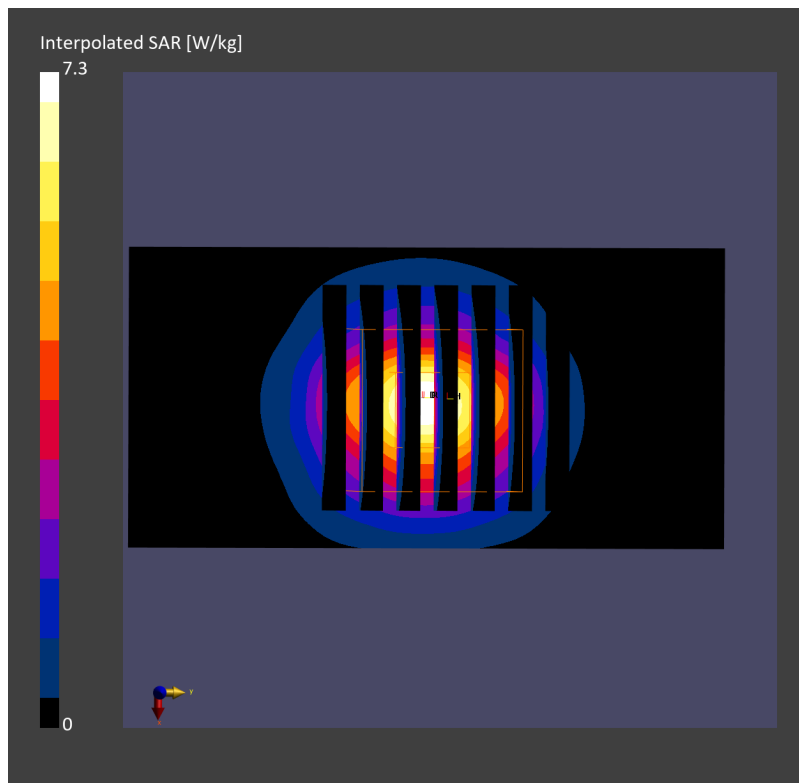
**Pin=17.0dBm/Zoom Scan (28.0 mm x 28.0 mm x 28.0 mm):** Measurement Grid: 5.0 mm x 5.0 mm x 1.4 mm

Power Drift = -0.01 dB

SAR (1g) = 3.03 W/kg; SAR (8g) = 1.32 W/kg; SAR (10g) = 1.16 W/kg

Smallest distance from peaks to all points 3 dB below = 8.0 mm

Ratio of SAR at M2 to SAR at M1 = 78.1 %



## System Check\_Head\_3500MHz

### DUT: D3500V2 - SN1014

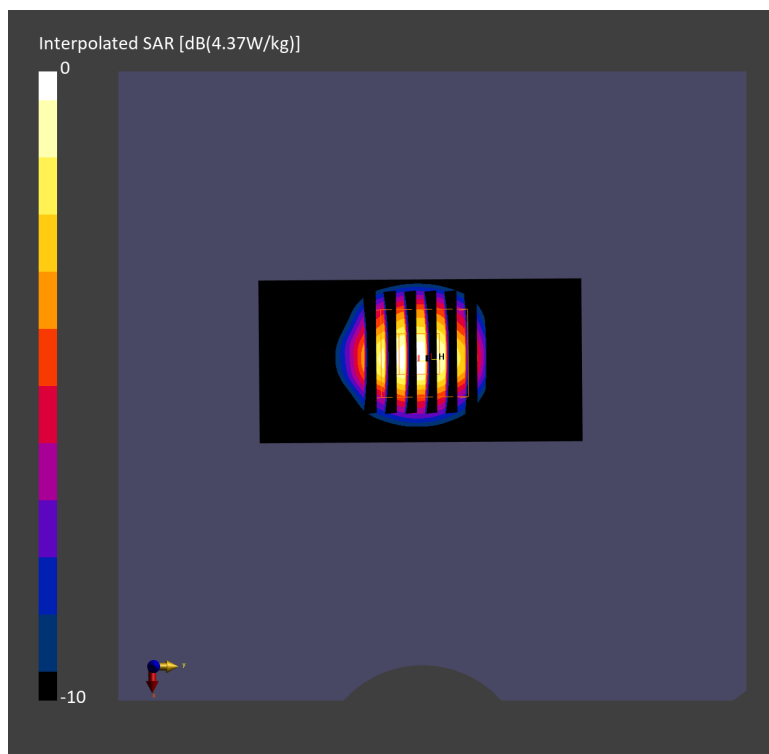
Communication System: CW; Frequency: 3500.000 MHz; Duty Cycle: 1:1  
Medium: HSL\_3500\_231005 Medium parameters used:  $f = 3500.000$  MHz;  $\sigma = 2.96$  S/m;  $\epsilon_r = 38.1$   
Ambient Temperature: 23.6°C; Liquid Temperature: 22.6°C

#### DASY8 Configuration:

- Probe: EX3DV4 - SN7692; ConvF(7.1, 6.9, 8.02); Calibrated: 2023-07-18
- Sensor-Surface: 1.4 mm
- Electronics: DAE4 Sn661; Calibrated: 2023-05-23
- Phantom: Twin-SAM V8.0 (30deg probe tilt); Serial: 2079\_Gap; Section: Flat
- Measurement Software: 16.2.4.2524
- UID: CW

**Pin=17dBm/Area Scan (40.0 mm x 80.0 mm):** Measurement Grid: 10.0 mm x 10.0 mm  
SAR (1g) = 3.06 W/kg; SAR (10g) = 1.16 W/kg;

**Pin=17dBm/Zoom Scan (28.0 mm x 28.0 mm x 28.0 mm):** Measurement Grid: 5.0 mm x 5.0 mm x 1.4 mm  
Power Drift = -0.05 dB  
SAR (1g) = 3.14 W/kg; SAR (8g) = 1.36 W/kg; SAR (10g) = 1.20 W/kg  
Smallest distance from peaks to all points 3 dB below = 8.0 mm  
Ratio of SAR at M2 to SAR at M1 = 76.8 %



## System Check\_Head\_3500MHz

### DUT: D3500V2 - SN1036

Communication System: CW; Frequency: 3500.000 MHz; Duty Cycle: 1:1  
Medium: HSL\_3500\_231007 Medium parameters used:  $f=3500.000$  MHz;  $\sigma=2.95$  S/m;  $\epsilon_r=37.4$   
Ambient Temperature: 23.7°C; Liquid Temperature: 22.7°C

#### DASY6 Configuration:

- Probe: EX3DV4 - SN7700; ConvF(7.29, 7.29, 7.29); Calibrated: 2023-01-24
- Sensor-Surface: 1.4 mm
- Electronics: DAE4 Sn1707; Calibrated: 2022-12-15
- Phantom: Twin-SAM V8.0 (30deg probe tilt); Serial: 2079\_For Gap; Section: Flat
- Measurement Software: 16.2.4.2524
- UID: CW

**Pin=17.0dBm/Area Scan (40.0 mm x 80.0 mm):** Measurement Grid: 10.0 mm x 10.0 mm  
SAR (1g) = 3.13 W/kg; SAR (10g) = 1.21 W/kg;

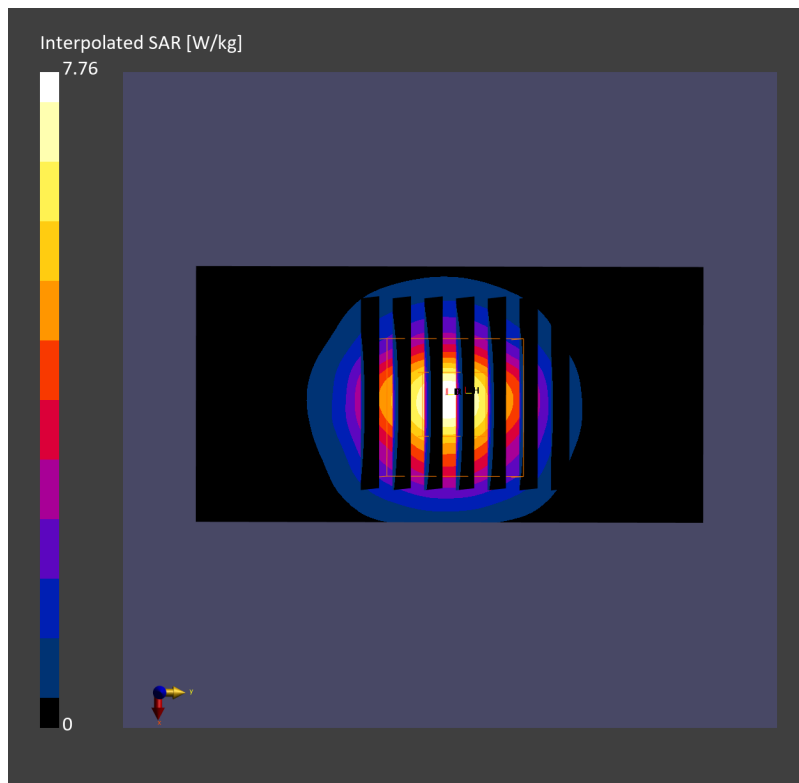
**Pin=17.0dBm/Zoom Scan (28.0 mm x 28.0 mm x 28.0 mm):** Measurement Grid: 5.0 mm x 5.0 mm x 1.4 mm

Power Drift = -0.10 dB

SAR (1g) = 3.18 W/kg; SAR (8g) = 1.39 W/kg; SAR (10g) = 1.23 W/kg

Smallest distance from peaks to all points 3 dB below = 8.6 mm

Ratio of SAR at M2 to SAR at M1 = 78.3 %



## System Check\_Head\_3500MHz

### DUT: D3500V2 - SN1036

Communication System: CW; Frequency: 3500.000 MHz; Duty Cycle: 1:1

Medium: HSL\_3500\_231007 Medium parameters used:  $f=3500.000$  MHz;  $\sigma=2.95$  S/m;  $\epsilon_r=37.9$

Ambient Temperature: 23.7°C; Liquid Temperature: 22.7°C

#### DASY8 Configuration:

- Probe: EX3DV4 - SN7692; ConvF(7.1, 6.9, 8.02); Calibrated: 2023-07-18
- Sensor-Surface: 1.4 mm
- Electronics: DAE4 Sn661; Calibrated: 2023-05-23
- Phantom: Twin-SAM V8.0 (30deg probe tilt); Serial: 2079; Section: Flat
- Measurement Software: 16.2.4.2524
- UID: CW

**Pin=17dBm/Area Scan (40.0 mm x 80.0 mm):** Measurement Grid: 10.0 mm x 10.0 mm

SAR (1g) = 3.16 W/kg; SAR (10g) = 1.20 W/kg;

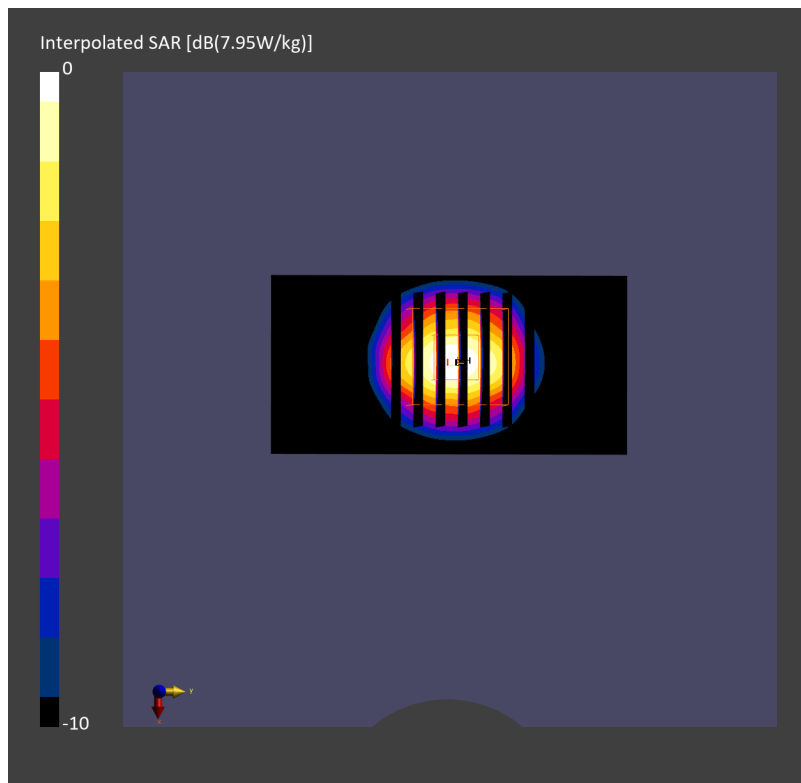
**Pin=17dBm/Zoom Scan (28.0 mm x 28.0 mm x 28.0 mm):** Measurement Grid: 5.0 mm x 5.0 mm x 1.4 mm

Power Drift = -0.03 dB

SAR (1g) = 3.27 W/kg; SAR (8g) = 1.44 W/kg; SAR (10g) = 1.27 W/kg

Smallest distance from peaks to all points 3 dB below = 8.1 mm

Ratio of SAR at M2 to SAR at M1 = 77.0 %



## System Check\_Head\_3500MHz

### DUT: D3500V2 - SN1036

Communication System: CW; Frequency: 3500.000 MHz; Duty Cycle: 1:1  
Medium: HSL\_3500\_231008 Medium parameters used:  $f=3500.000$  MHz;  $\sigma=2.93$  S/m;  $\epsilon_r=37.3$   
Ambient Temperature: 23.8°C; Liquid Temperature: 22.8°C

#### DASY6 Configuration:

- Probe: EX3DV4 - SN7700; ConvF(7.29, 7.29, 7.29); Calibrated: 2023-01-24
- Sensor-Surface: 1.4 mm
- Electronics: DAE4 Sn1707; Calibrated: 2022-12-15
- Phantom: Twin-SAM V8.0 (30deg probe tilt); Serial: 2079; Section: Flat
- Measurement Software: 16.2.4.2524
- UID: CW

**Pin=17.0dBm/Area Scan (40.0 mm x 80.0 mm):** Measurement Grid: 10.0 mm x 10.0 mm  
SAR (1g) = 3.04 W/kg; SAR (10g) = 1.15 W/kg;

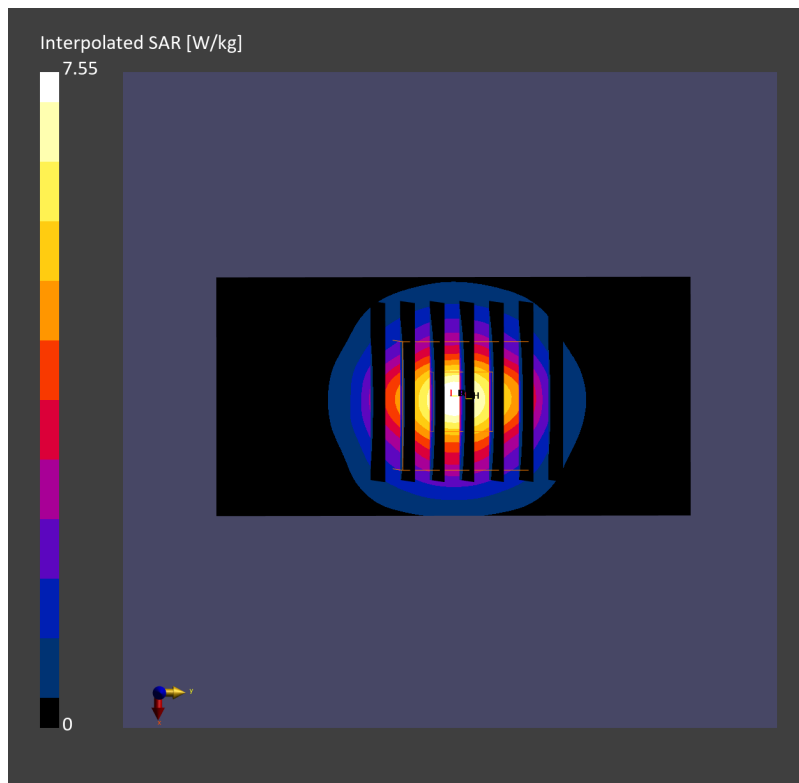
**Pin=17.0dBm/Zoom Scan (28.0 mm x 28.0 mm x 28.0 mm):** Measurement Grid: 5.0 mm x 5.0 mm x 1.4 mm

Power Drift = 0.01 dB

SAR (1g) = 3.08 W/kg; SAR (8g) = 1.35 W/kg; SAR (10g) = 1.19 W/kg

Smallest distance from peaks to all points 3 dB below = 8.6 mm

Ratio of SAR at M2 to SAR at M1 = 77.2 %



## System Check\_Head\_3500MHz

### DUT: D3500V2 - SN1036

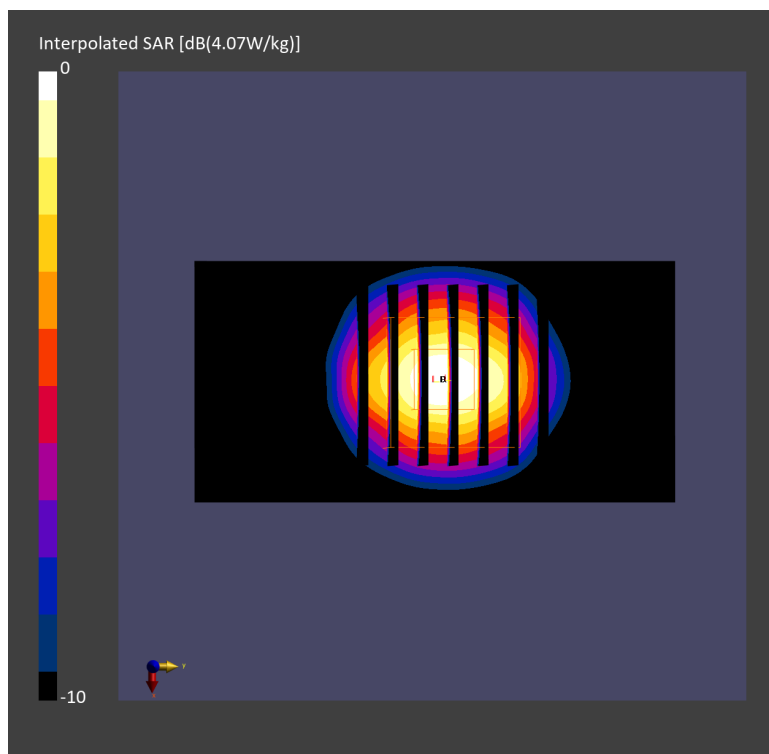
Communication System: CW; Frequency: 3500.000 MHz; Duty Cycle: 1:1  
Medium: HSL\_3500\_231009 Medium parameters used:  $f = 3500.000$  MHz;  $\sigma = 3.01$  S/m;  $\epsilon_r = 37.9$   
Ambient Temperature: 23.6°C; Liquid Temperature: 22.6°C

#### DASY8 Configuration:

- Probe: EX3DV4 - SN7692; ConvF(7.1, 6.9, 8.02); Calibrated: 2023-07-18
- Sensor-Surface: 1.4 mm
- Electronics: DAE4 Sn661; Calibrated: 2023-05-23
- Phantom: Twin-SAM V8.0 (30deg probe tilt); Serial: 2079; Section: Flat
- Measurement Software: 16.2.4.2524
- UID: CW

**Pin=17dBm/Area Scan (40.0 mm x 80.0 mm):** Measurement Grid: 10.0 mm x 10.0 mm  
SAR (1g) = 2.88 W/kg; SAR (10g) = 1.11 W/kg;

**Pin=17dBm/Zoom Scan (28.0 mm x 28.0 mm x 28.0 mm):** Measurement Grid: 5.0 mm x 5.0 mm x 1.4 mm  
Power Drift = 0.02 dB  
SAR (1g) = 3.16 W/kg; SAR (8g) = 1.40 W/kg; SAR (10g) = 1.24 W/kg  
Smallest distance from peaks to all points 3 dB below = 8.0 mm  
Ratio of SAR at M2 to SAR at M1 = 78.0 %



## System Check\_Head\_3500MHz

### DUT: D3500V2 - SN1036

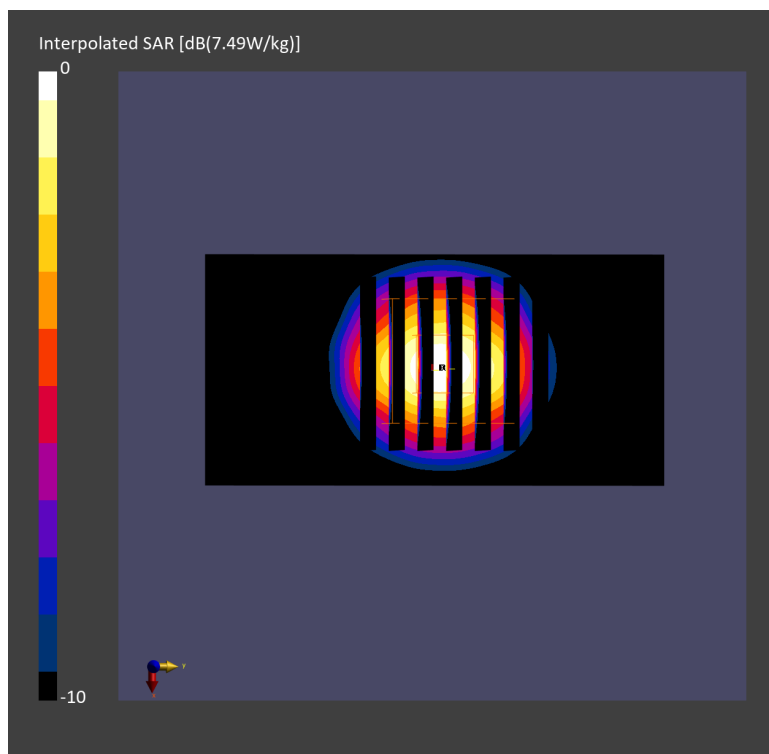
Communication System: CW; Frequency: 3500.000 MHz; Duty Cycle: 1:1  
Medium: HSL\_3500\_231012 Medium parameters used:  $f = 3500.000$  MHz;  $\sigma = 2.95$  S/m;  $\epsilon_r = 38.1$   
Ambient Temperature: 23.7°C; Liquid Temperature: 22.7°C

#### DASY8 Configuration:

- Probe: EX3DV4 - SN7692; ConvF(7.1, 6.9, 8.02); Calibrated: 2023-07-18
- Sensor-Surface: 1.4 mm
- Electronics: DAE4 Sn661; Calibrated: 2023-05-23
- Phantom: Twin-SAM V8.0 (30deg probe tilt); Serial: 2079; Section: Flat
- Measurement Software: 16.2.4.2524
- UID: CW, 0--

**Pin=17.0dBm/Area Scan (40.0 mm x 80.0 mm):** Measurement Grid: 10.0 mm x 10.0 mm  
SAR (1g) = 3.20 W/kg; SAR (10g) = 1.22 W/kg;

**Pin=17.0dBm/Zoom Scan (28.0 mm x 28.0 mm x 28.0 mm):** Measurement Grid: 5.0 mm x 5.0 mm x 1.4 mm  
Power Drift = -0.02 dB  
SAR (1g) = 3.15 W/kg; SAR (8g) = 1.40 W/kg; SAR (10g) = 1.24 W/kg  
Smallest distance from peaks to all points 3 dB below = 9.0 mm  
Ratio of SAR at M2 to SAR at M1 = 78.4 %



## System Check\_Head\_3500MHz

### DUT: D3500V2 - SN1036

Communication System: CW; Frequency: 3500.000 MHz; Duty Cycle: 1:1  
Medium: HSL\_3500\_231031 Medium parameters used:  $f=3500.000$  MHz;  $\sigma=2.92$  S/m;  $\epsilon_r=37.6$   
Ambient Temperature: 23.3°C; Liquid Temperature: 22.3°C

#### DASY8 Configuration:

- Probe: EX3DV4 - SN7692; ConvF(7.1, 6.9, 8.02); Calibrated: 2023-07-18
- Sensor-Surface: 1.4 mm
- Electronics: DAE4 Sn661; Calibrated: 2023-05-23
- Phantom: Twin-SAM V8.0 (30deg probe tilt); Serial: 2079\_Gap; Section: Flat
- Measurement Software: 16.2.4.2524
- UID: CW

**Pin=17dBm/Area Scan (40.0 mm x 80.0 mm):** Measurement Grid: 10.0 mm x 10.0 mm  
SAR (1g) = 3.40 W/kg; SAR (10g) = 1.27 W/kg;

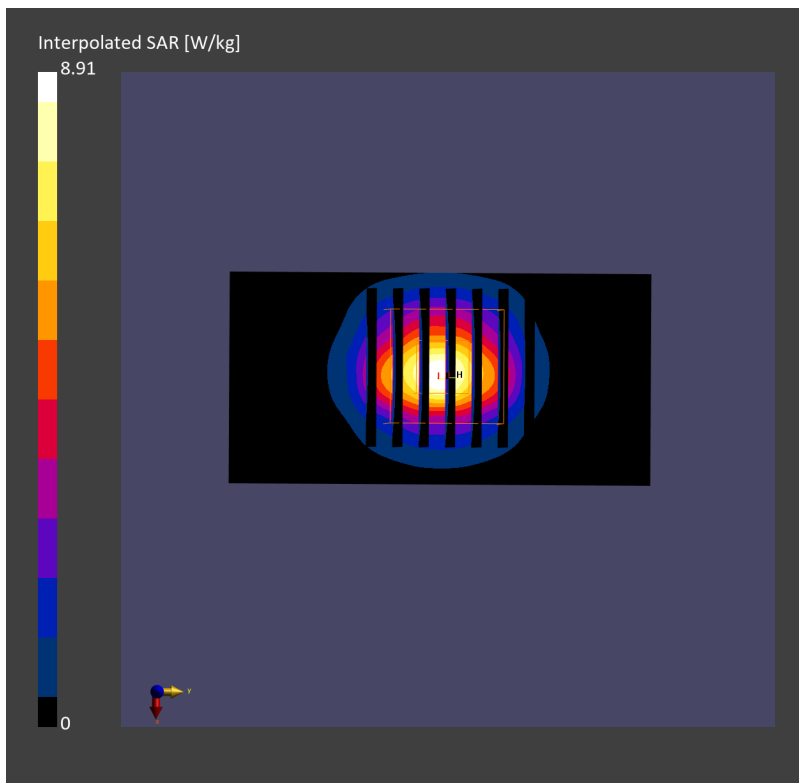
**Pin=17dBm/Zoom Scan (28.0 mm x 28.0 mm x 28.0 mm):** Measurement Grid: 5.0 mm x 5.0 mm x 1.4 mm

Power Drift = -0.03 dB

SAR (1g) = 3.54 W/kg; SAR (8g) = 1.50 W/kg; SAR (10g) = 1.33 W/kg

Smallest distance from peaks to all points 3 dB below = 8.0 mm

Ratio of SAR at M2 to SAR at M1 = 76.7 %





## System Check\_Head\_3500MHz

### DUT: D3500V2 - SN1036

Communication System: CW; Frequency: 3500.000 MHz; Duty Cycle: 1:1  
Medium: HSL\_3500\_231101 Medium parameters used:  $f=3500.000$  MHz;  $\sigma=2.93$  S/m;  $\epsilon_r=38.2$   
Ambient Temperature: 23.2°C; Liquid Temperature: 22.2°C

#### DASY8 Configuration:

- Probe: EX3DV4 - SN7692; ConvF(7.1, 6.9, 8.02); Calibrated: 2023-07-18
- Sensor-Surface: 1.4 mm
- Electronics: DAE4 Sn661; Calibrated: 2023-05-23
- Phantom: Twin-SAM V8.0 (30deg probe tilt); Serial: 2079\_Gap; Section: Flat
- Measurement Software: 16.2.4.2524
- UID: CW

**Pin=17dBm/Area Scan (40.0 mm x 80.0 mm):** Measurement Grid: 10.0 mm x 10.0 mm  
SAR (1g) = 3.51 W/kg; SAR (10g) = 1.29 W/kg;

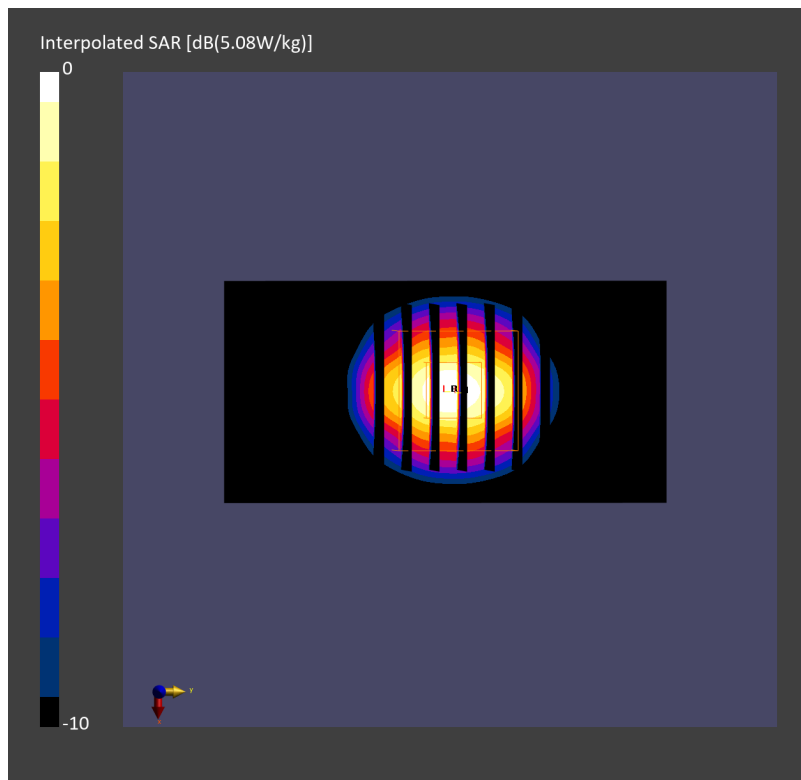
**Pin=17dBm/Zoom Scan (28.0 mm x 28.0 mm x 28.0 mm):** Measurement Grid: 5.0 mm x 5.0 mm x 1.4 mm

Power Drift = -0.02 dB

SAR (1g) = 3.58 W/kg; SAR (8g) = 1.53 W/kg; SAR (10g) = 1.35 W/kg

Smallest distance from peaks to all points 3 dB below = 7.7 mm

Ratio of SAR at M2 to SAR at M1 = 76.6 %



## System Check\_Head\_3700MHz

### DUT: D3700V2 - SN1006

Communication System: CW; Frequency: 3700.000 MHz; Duty Cycle: 1:1  
Medium: HSL\_3700\_230922 Medium parameters used:  $f=3700.000$  MHz;  $\sigma=3.13$  S/m;  $\epsilon_r=38.2$   
Ambient Temperature: 23.5°C; Liquid Temperature: 22.5°C

#### DASY6 Configuration:

- Probe: EX3DV4 - SN7700; ConvF(7.25, 7.25, 7.25); Calibrated: 2023-01-24
- Sensor-Surface: 1.4 mm
- Electronics: DAE4 Sn1707; Calibrated: 2022-12-15
- Phantom: Twin-SAM V8.0 (30deg probe tilt); Serial: 2079; Section: Flat
- Measurement Software: 16.2.4.2524
- UID: CW

**Pin=17dBm/Area Scan (40.0 mm x 80.0 mm):** Measurement Grid: 10.0 mm x 10.0 mm  
SAR (1g) = 3.24 W/kg; SAR (10g) = 1.21 W/kg;

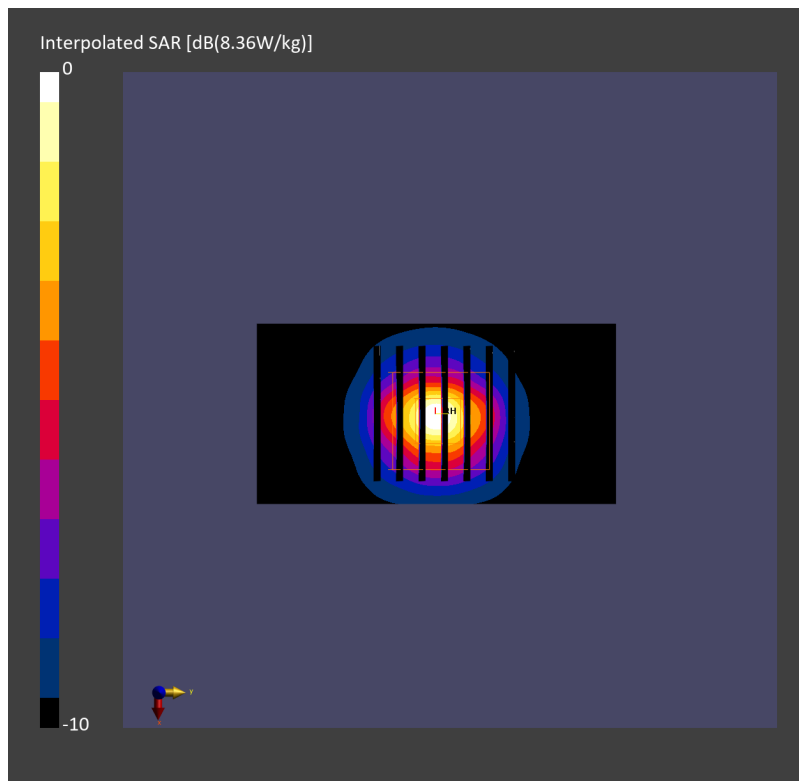
**Pin=17dBm/Zoom Scan (28.0 mm x 28.0 mm x 28.0 mm):** Measurement Grid: 5.0 mm x 5.0 mm x 1.4 mm

Power Drift = -0.12 dB

SAR (1g) = 3.25 W/kg; SAR (8g) = 1.38 W/kg; SAR (10g) = 1.22 W/kg

Smallest distance from peaks to all points 3 dB below = 8.3 mm

Ratio of SAR at M2 to SAR at M1 = 76.3 %



## System Check\_Head\_3700MHz

### DUT: D3700V2 - SN1006

Communication System: CW; Frequency: 3700.000 MHz; Duty Cycle: 1:1  
Medium: HSL\_3700\_230929 Medium parameters used:  $f=3700.000$  MHz;  $\sigma=3.08$  S/m;  $\epsilon_r=37.4$   
Ambient Temperature: 23.6°C; Liquid Temperature: 22.6°C

#### DASY8 Configuration:

- Probe: EX3DV4 - SN3931; ConvF(7.06, 7.06, 7.06); Calibrated: 2022-10-31
- Sensor-Surface: 1.4 mm
- Electronics: DAE4 Sn1696; Calibrated: 2022-11-09
- Phantom: Twin-SAM V8.0 (30deg probe tilt); Serial: 2079\_Gap; Section: Flat
- Measurement Software: 16.2.4.2524
- UID: CW, 0--

**Pin=17.0dBm/Area Scan (40.0 mm x 80.0 mm):** Measurement Grid: 10.0 mm x 10.0 mm  
SAR (1g) = 2.84 W/kg; SAR (10g) = 1.07 W/kg;

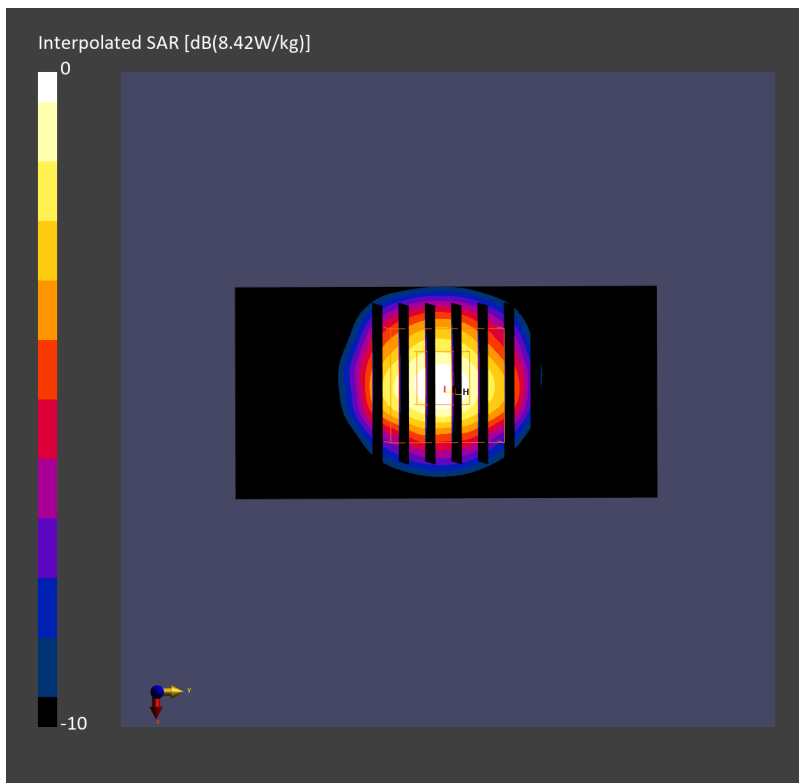
**Pin=17.0dBm/Zoom Scan (28.0 mm x 28.0 mm x 28.0 mm):** Measurement Grid: 5.0 mm x 5.0 mm x 1.4 mm

Power Drift = -0.06 dB

SAR (1g) = 3.06 W/kg; SAR (8g) = 1.30 W/kg; SAR (10g) = 1.15 W/kg

Smallest distance from peaks to all points 3 dB below = 8.0 mm

Ratio of SAR at M2 to SAR at M1 = 72.6 %



## System Check\_Head\_3700MHz

### DUT: D3700V2 - SN1006

Communication System: CW; Frequency: 3700.000 MHz; Duty Cycle: 1:1

Medium: HSL\_3700\_231003 Medium parameters used:  $f = 3700.000$  MHz;  $\sigma = 3.11$  S/m;  $\epsilon_r = 37.7$

Ambient Temperature: 23.7°C; Liquid Temperature: 22.7°C

#### DASY8 Configuration:

- Probe: EX3DV4 - SN7692; ConvF(7.11, 6.91, 8.06); Calibrated: 2023-07-18
- Sensor-Surface: 1.4 mm
- Electronics: DAE4 Sn661; Calibrated: 2023-05-23
- Phantom: Twin-SAM V8.0 (30deg probe tilt); Serial: 2079; Section: Flat
- Measurement Software: 16.2.4.2524
- UID: CW

**Pin=17dBm/Area Scan (40.0 mm x 80.0 mm):** Measurement Grid: 10.0 mm x 10.0 mm  
SAR (1g) = 3.01 W/kg; SAR (10g) = 1.11 W/kg;

**Pin=17dBm/Zoom Scan (28.0 mm x 28.0 mm x 28.0 mm):** Measurement Grid: 5.0 mm x 5.0 mm x 1.4 mm  
Power Drift = -0.01 dB  
SAR (1g) = 3.08 W/kg; SAR (8g) = 1.33 W/kg; SAR (10g) = 1.17 W/kg  
Smallest distance from peaks to all points 3 dB below = 8.3 mm  
Ratio of SAR at M2 to SAR at M1 = 76.8 %

