



# FCC RF Test Report

**APPLICANT** : Google LLC  
**EQUIPMENT** : Wireless Device  
**MODEL NAME** : G4SKY  
**FCC ID** : A4RG4SKY  
**STANDARD** : FCC Part 15 Subpart C §15.247  
**CLASSIFICATION** : (DTS) Digital Transmission System  
**TEST DATE(S)** : Aug. 11, 2023 ~ Jan. 29, 2024

We, Sporton International Inc. (Kunshan), would like to declare that the tested sample has been evaluated in accordance with the test procedures and has been in compliance with the applicable technical standards.

The test results in this report apply exclusively to the tested model / sample. Without written approval of Sporton International Inc. (Kunshan), the test report shall not be reproduced except in full.

Jason Jia

Approved by: Jason Jia



**Sporton International Inc. (Kunshan)**

**No. 1098, Pengxi North Road, Kunshan Economic Development Zone Jiangsu Province 215300  
People's Republic of China**



# TABLE OF CONTENTS

**REVISION HISTORY..... 3**

**SUMMARY OF TEST RESULT ..... 4**

**1 GENERAL DESCRIPTION ..... 5**

    1.1 Applicant ..... 5

    1.2 Product Feature of Equipment Under Test..... 5

    1.3 Product Specification of Equipment Under Test..... 5

    1.4 Modification of EUT ..... 5

    1.5 Testing Location ..... 6

    1.6 Test Software..... 6

    1.7 Applicable Standards..... 6

**2 TEST CONFIGURATION OF EQUIPMENT UNDER TEST ..... 7**

    2.1 Carrier Frequency and Channel ..... 7

    2.2 Test Mode..... 8

    2.3 Connection Diagram of Test System..... 8

    2.4 Support Unit used in test configuration and system ..... 9

    2.5 EUT Operation Test Setup ..... 9

    2.6 Measurement Results Explanation Example..... 9

**3 TEST RESULT ..... 10**

    3.1 6dB and 99% Bandwidth Measurement ..... 10

    3.2 Output Power Measurement..... 11

    3.3 Power Spectral Density Measurement ..... 12

    3.4 Conducted Band Edges and Spurious Emission Measurement ..... 13

    3.5 Radiated Band Edges and Spurious Emission Measurement ..... 14

    3.6 AC Conducted Emission Measurement..... 18

    3.7 Antenna Requirements..... 20

**4 LIST OF MEASURING EQUIPMENT ..... 21**

**5 MEASUREMENT UNCERTAINTY ..... 22**

**APPENDIX A. CONDUCTED TEST RESULTS**

**APPENDIX B. AC CONDUCTED EMISSION TEST RESULT**

**APPENDIX C. RADIATED SPURIOUS EMISSION**

**APPENDIX D. DUTY CYCLE PLOTS**



## REVISION HISTORY

REPORT NO.	VERSION	DESCRIPTION	ISSUED DATE
FR372602C	Rev. 01	Initial issue of report	Feb. 05, 2024



### SUMMARY OF TEST RESULT

Report Section	FCC Rule	Description	Limit	Result	Remark
3.1	15.247(a)(2)	6dB Bandwidth	≥ 0.5MHz	Pass	-
3.1	-	99% Bandwidth	-	Report Only	-
3.2	15.247(b)	Power Output Measurement	≤ 30dBm	Pass	-
3.3	15.247(e)	Power Spectral Density	≤ 8dBm/3kHz	Pass	-
3.4	15.247(d)	Conducted Band Edges	≤ 20dBc	Pass	-
		Conducted Spurious Emission		Pass	-
3.5	15.247(d)	Radiated Band Edges and Radiated Spurious Emission	15.209(a) & 15.247(d)	Pass	Under limit 3.15 dB at 2389.95 MHz
3.6	15.207	AC Conducted Emission	15.207(a)	Pass	Under limit 19.07 dB at 0.15 MHz
3.7	15.203 & 15.247(b)	Antenna Requirement	15.203 & 15.247(b)	Pass	-

**Conformity Assessment Condition:**

- The test results (PASS/FAIL) with all measurement uncertainty excluded are presented against the regulation limits or in accordance with the requirements stipulated by the applicant/manufacturer who shall bear all the risks of non-compliance that may potentially occur if measurement uncertainty is taken into account.
- The measurement uncertainty please refer to each test result in the section "Measurement Uncertainty"

**Disclaimer:**

The product specifications of the EUT presented in the test report that may affect the test assessments are declared by the manufacturer who shall take full responsibility for the authenticity.



# 1 General Description

## 1.1 Applicant

Google LLC

1600 Amphitheatre Parkway, Mountain View, California, 94043 USA

## 1.2 Product Feature of Equipment Under Test

Product Feature	
Equipment	Wireless Device
Model Name	G4SKY
FCC ID	A4RG4SKY
SN Code	Conducted: 0GB65008640053236810069 Conduction: 36250GBK0N0145 Radiation: 3C211LTK0N0004

Remark: The above EUT's information was declared by manufacturer. Please refer to the specifications or user's manual for more detailed description.

## 1.3 Product Specification of Equipment Under Test

Standards-related Product Specification	
Tx/Rx Channel Frequency Range	2412 MHz ~ 2462 MHz
Maximum (Peak) Output Power to antenna	802.11b : 22.55 dBm (0.1799 W) 802.11g : 23.79 dBm (0.2393 W) 802.11n HT20 : 23.95 dBm (0.2483 W)
99% Occupied Bandwidth	802.11b : 14.106 MHz 802.11g : 17.263 MHz 802.11n HT20 : 18.382 MHz
Antenna Type / Gain	Monopole Antenna with gain -6.3 dBi
Type of Modulation	802.11b : DSSS (DBPSK / DQPSK / CCK) 802.11g/n : OFDM (BPSK / QPSK / 16QAM / 64QAM)

## 1.4 Modification of EUT

No modifications are made to the EUT during all test items.



### 1.5 Testing Location

Sporton International Inc. (Kunshan) is accredited to ISO/IEC 17025:2017 by American Association for Laboratory Accreditation with Certificate Number 5145.02.

<b>Test Firm</b>	Sporton International Inc. (Kunshan)		
<b>Test Site Location</b>	No. 1098, Pengxi North Road, Kunshan Economic Development Zone Jiangsu Province 215300 People's Republic of China TEL : +86-512-57900158		
<b>Test Site No.</b>	<b>Sporton Site No.</b>	<b>FCC Designation No.</b>	<b>FCC Test Firm Registration No.</b>
	CO01-KS 03CH06-KS TH01-KS	CN1257	314309

### 1.6 Test Software

Item	Site	Manufacturer	Name	Version
1.	TH01-KS	Tonscend	JS1120-3 test system China_210602	3.3.10
2.	03CH06-KS	AUDIX	E3	210616
3.	CO01-SZ	AUDIX	E3	6.120613b

### 1.7 Applicable Standards

According to the specifications of the manufacturer, the EUT must comply with the requirements of the following standards:

- 47 CFR Part 15 Subpart C §15.247
- FCC KDB 558074 D01 15.247 Meas Guidance v05r02
- ANSI C63.10-2013

**Remark:**

All test items were verified and recorded according to the standards and without any deviation during the test.



## 2 Test Configuration of Equipment Under Test

- a. The EUT has been associated with peripherals and configuration operated in a manner tended to maximize its emission characteristics in a typical application. Frequency range investigated: conduction emission (150 kHz to 30 MHz), radiation emission (9 kHz to the 10th harmonic of the highest fundamental frequency or to 40 GHz, whichever is lower). For radiated measurement, pre-scanned in three orthogonal panels, X, Y, Z. The worst cases (Z plane) were recorded in this report.
  
- b. AC power line Conducted Emission was tested under maximum output power.

### 2.1 Carrier Frequency and Channel

Frequency Band	Channel	Freq. (MHz)	Channel	Freq. (MHz)
2400-2483.5 MHz	1	2412	7	2442
	2	2417	8	2447
	3	2422	9	2452
	4	2427	10	2457
	5	2432	11	2462
	6	2437	-	-

## 2.2 Test Mode

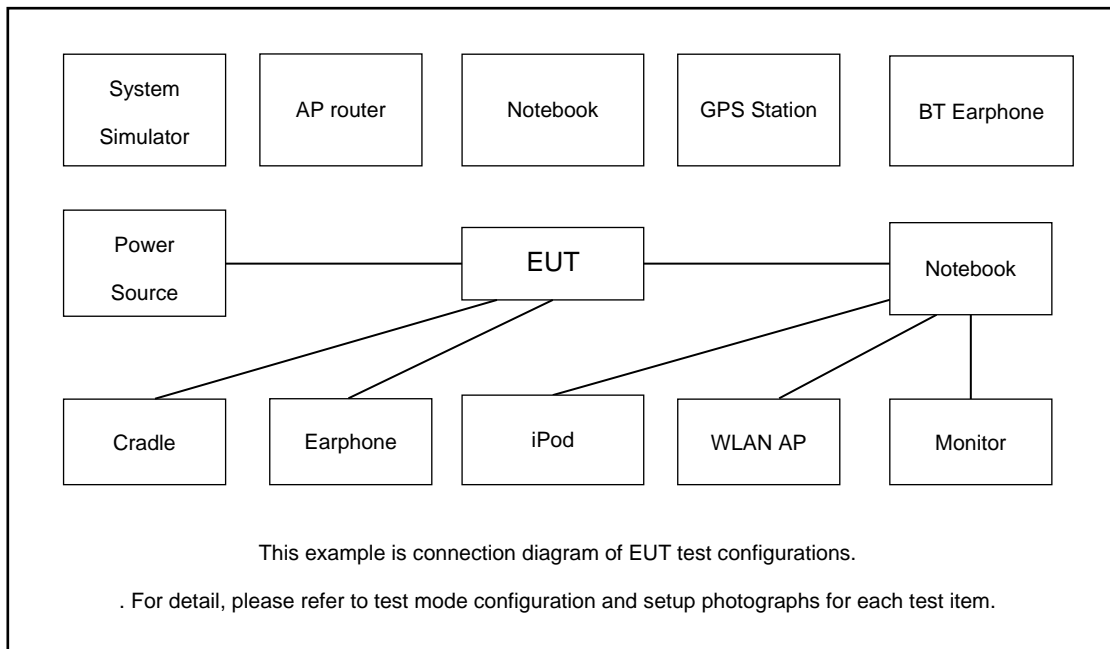
Final test modes are considering the modulation and worse data rates as below table.

Modulation	Data Rate
802.11b	1 Mbps
802.11g	6 Mbps
802.11n HT20	MCS0

Test Cases	
AC Conducted Emission	Mode 1 :LTE B5 Idle+ WIFI 2.4G link+ USB Cable(Charging from Adapter)+ accessory
<b>Remark:</b> For Radiated Test Cases, The tests were performed with Adapter, accessory and USB Cable.	

Simultaneous transmission
802.11b CH11(2462MHz)_Tx+ LTE Band 13 (BW=5M) Link

## 2.3 Connection Diagram of Test System







### 2.4 Support Unit used in test configuration and system

Item	Equipment	Trade Name	Model Name	FCC ID	Data Cable	Power Cord
1.	System Simulator	Anritus	MT8821C	N/A	N/A	Unshielded,1.8m
2.	WLAN AP	D-link	DIR-655	KA21R655B1	N/A	Unshielded,1.8m
3.	Notebook	Lenovo	G480	QDS-BRCM1050I	N/A	AC I/P: Unshielded, 1.8 m DC O/P: Shielded, 1.8 m
4.	Bluetooth Earphone	Lenovo	thinkplus-BH3	N/A	N/A	N/A
5.	AC Adapter	N/A	N/A	N/A	N/A	N/A
6.	USB Cable	N/A	N/A	N/A	N/A	shielded,0.8m

### 2.5 EUT Operation Test Setup

For WLAN RF test items, an engineering test program was provided and enabled to make EUT continuous transmit.

For AC power line conducted emissions, the EUT was set to connect with the WLAN AP under large package sizes transmission.

### 2.6 Measurement Results Explanation Example

For all conducted test items:

The offset level is set in the spectrum analyzer to compensate the RF cable loss and attenuator factor between EUT conducted output port and spectrum analyzer. With the offset compensation, the spectrum analyzer reading level is exactly the EUT RF output level.

Example:

The spectrum analyzer offset is derived from RF cable loss and attenuator factor.

*Offset = RF cable loss + attenuator factor.*

Following shows an offset computation example with cable loss 2.11 dB and 10dB attenuator.

$$\begin{aligned}
\text{Offset(dB)} &= \text{RF cable loss(dB)} + \text{attenuator factor(dB)}. \\
&= 2.11 + 10 = 12.11 \text{ (dB)}
\end{aligned}$$

### 3 Test Result

#### 3.1 6dB and 99% Bandwidth Measurement

##### 3.1.1 Limit of 6dB and 99% Bandwidth

The minimum 6 dB bandwidth shall be at least 500 kHz.

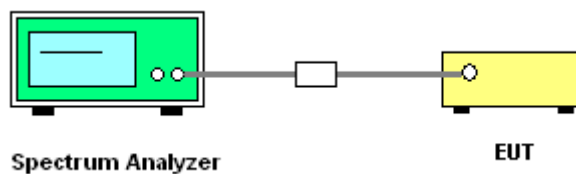
##### 3.1.2 Measuring Instruments

The measuring equipment is listed in the section 4 of this test report.

##### 3.1.3 Test Procedures

1. The testing follows ANSI C63.10-2013 clause 11.8
2. The RF output of EUT was connected to the spectrum analyzer by RF cable and attenuator. The path loss was compensated to the results for each measurement.
3. Set to the maximum power setting and enable the EUT transmit continuously.
4. Make the measurement with the spectrum analyzer's resolution bandwidth (RBW) = 100 kHz. Set the Video bandwidth (VBW) = 300 kHz. In order to make an accurate measurement. The 6 dB bandwidth must be greater than 500 kHz.
5. For 99% Bandwidth Measurement, the spectrum analyzer's resolution bandwidth (RBW) = 1%~5% of OBW and set the Video bandwidth (VBW) = 3MHz.
6. Measure and record the results in the test report.

##### 3.1.4 Test Setup



##### 3.1.5 Test Result of 6dB and 99% Occupied Bandwidth

Please refer to Appendix A.

## 3.2 Output Power Measurement

### 3.2.1 Limit of Output Power

For systems using digital modulation in the 2400-2483.5MHz, the limit for peak output power is 30dBm. If transmitting antenna with directional gain greater than 6dBi is used, the peak output power from the intentional radiator shall be reduced below the above stated value by the amount in dB that the directional gain of the antenna exceeds 6 dBi. In case of point-to-point operation, the limit has to be reduced by 1dB for every 3dB that the directional gain of the antenna exceeds 6dBi.

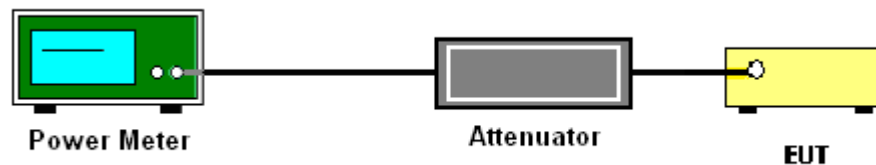
### 3.2.2 Measuring Instruments

The measuring equipment is listed in the section 4 of this test report.

### 3.2.3 Test Procedures

1. The testing follows the Measurement Procedure of ANSI C63.10-2013 clause 11.9.1.3 PKPM1 Peak power meter or ANSI C63.10-2013 clause 11.9.2.3.1 Method AVGPM method.
2. The RF output of EUT was connected to the power meter by RF cable and attenuator. The path loss was compensated to the results for each measurement.
3. Set to the maximum power setting and enable the EUT transmit continuously.
4. Measure the conducted output power and record the results in the test report.

### 3.2.4 Test Setup



### 3.2.5 Test Result of Peak Output Power

Please refer to Appendix A.

### 3.2.6 Test Result of Average Output Power (Reporting Only)

Please refer to Appendix A.

### 3.3 Power Spectral Density Measurement

#### 3.3.1 Limit of Power Spectral Density

The peak power spectral density shall not be greater than 8dBm in any 3kHz band at any time interval of continuous transmission.

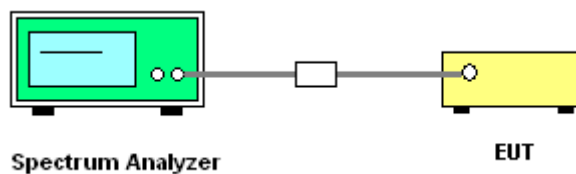
#### 3.3.2 Measuring Instruments

The measuring equipment is listed in the section 4 of this test report.

#### 3.3.3 Test Procedures

1. The testing follows Measurement Procedure of ANSI C63.10-2013 clause 11.10.2 Method PKPSD.
2. The RF output of EUT was connected to the spectrum analyzer by RF cable and attenuator. The path loss was compensated to the results for each measurement.
3. Set to the maximum power setting and enable the EUT transmit continuously.
4. Make the measurement with the spectrum analyzer's resolution bandwidth (RBW) = 3 kHz. Video bandwidth VBW = 10 kHz In order to make an accurate measurement, set the span to 1.5 times DTS Channel Bandwidth. (6dB BW)
5. Detector = peak, Sweep time = auto couple, Trace mode = max hold, Allow trace to fully stabilize. Use the peak marker function to determine the maximum power level.
6. Measure and record the results in the test report.

#### 3.3.4 Test Setup



#### 3.3.5 Test Result of Power Spectral Density

Please refer to Appendix A.

## 3.4 Conducted Band Edges and Spurious Emission Measurement

### 3.4.1 Limit of Conducted Band Edges and Spurious Emission Measurement

In any 100 kHz bandwidth outside of the authorized frequency band, the emissions which fall in the non-restricted bands shall be attenuated at least 20 dB relative to the maximum PSD level in 100 kHz by RF conducted measurement.

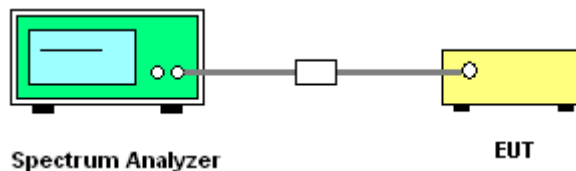
### 3.4.2 Measuring Instruments

The measuring equipment is listed in the section 4 of this test report.

### 3.4.3 Test Procedures

1. The testing follows ANSI C63.10-2013 clause 11.11
2. The RF output of EUT was connected to the spectrum analyzer by RF cable and attenuator. The path loss was compensated to the results for each measurement.
3. Set to the maximum power setting and enable the EUT transmit continuously.
4. Set RBW = 100 kHz, VBW=300 kHz, Peak Detector. Unwanted Emissions measured in any 100 kHz bandwidth outside of the authorized frequency band shall be attenuated by at least 20 dB relative to the maximum in-band peak PSD level in 100 kHz when maximum peak conducted output power procedure is used. If the transmitter complies with the conducted power limits based on the use of RMS averaging over a time interval, the attenuation required under this paragraph shall be 30 dB instead of 20 dB per 15.247(d).
5. Measure and record the results in the test report.
6. The RF fundamental frequency should be excluded against the limit line in the operating frequency band.

### 3.4.4 Test Setup



### 3.4.5 Test Result of Conducted Band Edges and Spurious Emission

Please refer to Appendix A.



### 3.5 Radiated Band Edges and Spurious Emission Measurement

#### 3.5.1 Limit of Radiated band edge and Spurious Emission Measurement

In any 100 kHz bandwidth outside the intentional radiator frequency band, all harmonics/spurious must be at least 20 dB below the highest emission level within the authorized band. If the output power of this device was measured by spectrum analyzer, the attenuation under this paragraph shall be 30 dB instead of 20 dB. In addition, radiated emissions which fall in the restricted bands must also comply with the limits as below.

Frequency (MHz)	Field Strength (microvolts/meter)	Measurement Distance (meters)
0.009 – 0.490	2400/F(kHz)	300
0.490 – 1.705	24000/F(kHz)	30
1.705 – 30.0	30	30
30 – 88	100	3
88 – 216	150	3
216 - 960	200	3
Above 960	500	3

#### 3.5.2 Measuring Instruments

The measuring equipment is listed in the section 4 of this test report.

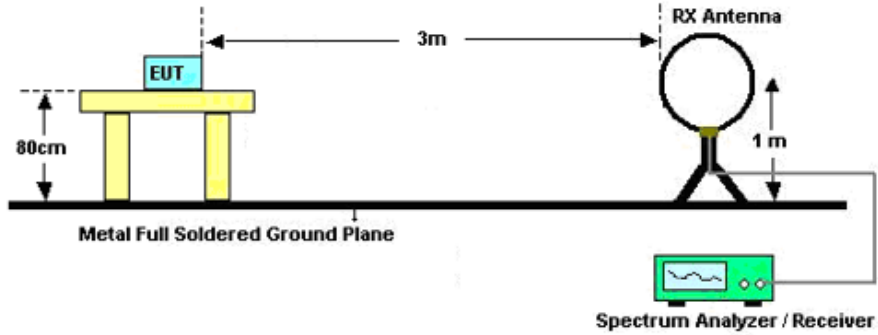


### 3.5.3 Test Procedures

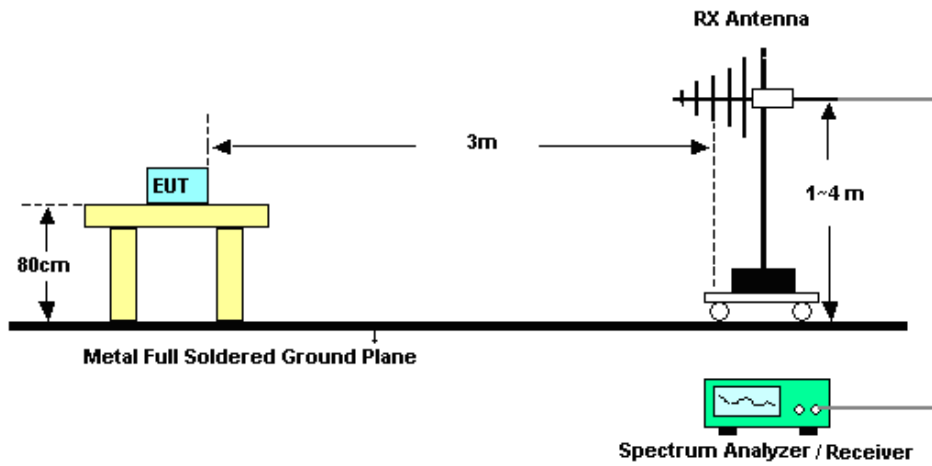
1. The testing follows ANSI C63.10-2013 clause 11.11 & 11.12
2. The EUT was arranged to its worst case and then tune the antenna tower (from 1 m to 4 m) and turntable (from 0 degree to 360 degrees) to find the maximum reading. A pre-amp and a high pass filter are used for the test in order to get better signal level.
3. The EUT was placed on a turntable with 0.8 meter for frequency below 1GHz and 1.5 meter for frequency above 1GHz respectively above ground.
4. The EUT was set 3 meters from the interference receiving antenna, which was mounted on the top of a variable height antenna tower.
5. Corrected Reading: Antenna Factor + Cable Loss + Read Level - Preamp Factor = Level
6. For testing below 1GHz, if the emission level of the EUT in peak mode was 3 dB lower than the limit specified, then peak values of EUT will be reported, otherwise, the emissions will be repeated one by one using the CISPR quasi-peak method and reported.
7. For testing above 1GHz, the emission level of the EUT in peak mode was 20dB lower than peak limit (that means the emission level in average mode also complies with the limit in average mode), then peak values of EUT will be reported, otherwise, the emissions will be measured in average mode again and reported.
8. Use the following spectrum analyzer settings:
  - (1) Span shall wide enough to fully capture the emission being measured;
  - (2) Set RBW=100 kHz for  $f < 1$  GHz;  $VBW \geq RBW$ ; Sweep = auto; Detector function = peak; Trace = max hold;
  - (3) Set RBW = 1 MHz, VBW= 3MHz for  $f \geq 1$  GHz for peak measurement.  
For average measurement:
    - $VBW = 10$  Hz, when duty cycle is no less than 98 percent.
    - $VBW \geq 1/T$ , when duty cycle is less than 98 percent where T is the minimum transmission duration over which the transmitter is on and is transmitting at its maximum power control level for the tested mode of operation.

### 3.5.4 Test Setup

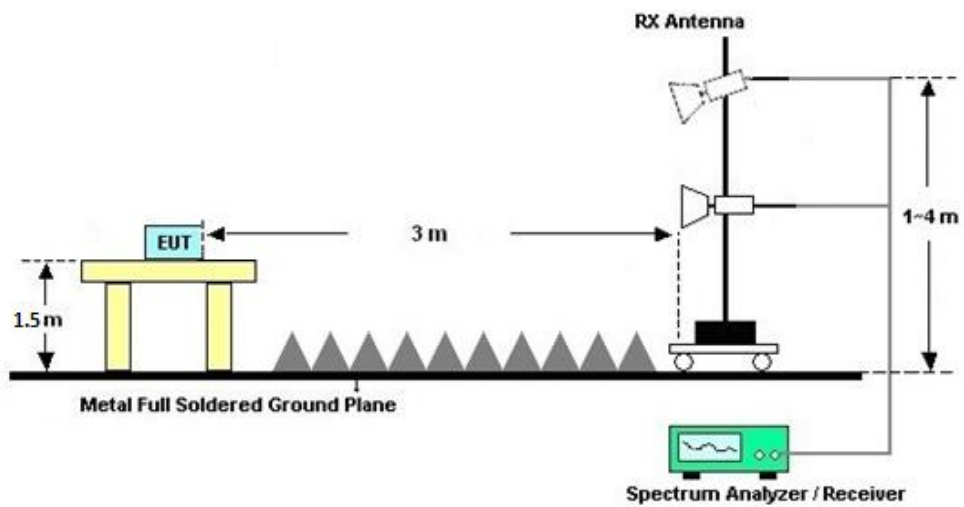
For radiated emissions below 30MHz



For radiated emissions from 30MHz to 1GHz



For radiated emissions above 1GHz







### **3.5.5 Test Results of Radiated Spurious Emissions (9kHz ~ 30MHz)**

The low frequency, which started from 9 kHz to 30MHz, was pre-scanned and the result which was 20dB lower than the limit line was not reported.

There is a comparison data of both open-field test site and semi-Anechoic chamber, and the result came out very similar.

### **3.5.6 Test Result of Radiated Spurious at Band Edges**

Please refer to Appendix C.

### **3.5.7 Duty Cycle**

Please refer to Appendix D.

### **3.5.8 Test Result of Radiated Spurious Emission (30MHz ~ 10th Harmonic or 40GHz, whichever is lower)**

Please refer to Appendix C.



### 3.6 AC Conducted Emission Measurement

#### 3.6.1 Limit of AC Conducted Emission

For equipment that is designed to be connected to the public utility (AC) power line, the radio frequency voltage that is conducted back onto the AC power line on any frequency or frequencies within the band 150 kHz to 30 MHz shall not exceed the limits in the following table.

Frequency of Emission (MHz)	Conducted Limit (dBµV)	
	Quasi-Peak	Average
0.15-0.5	66 to 56*	56 to 46*
0.5-5	56	46
5-30	60	50

\*Decreases with the logarithm of the frequency.

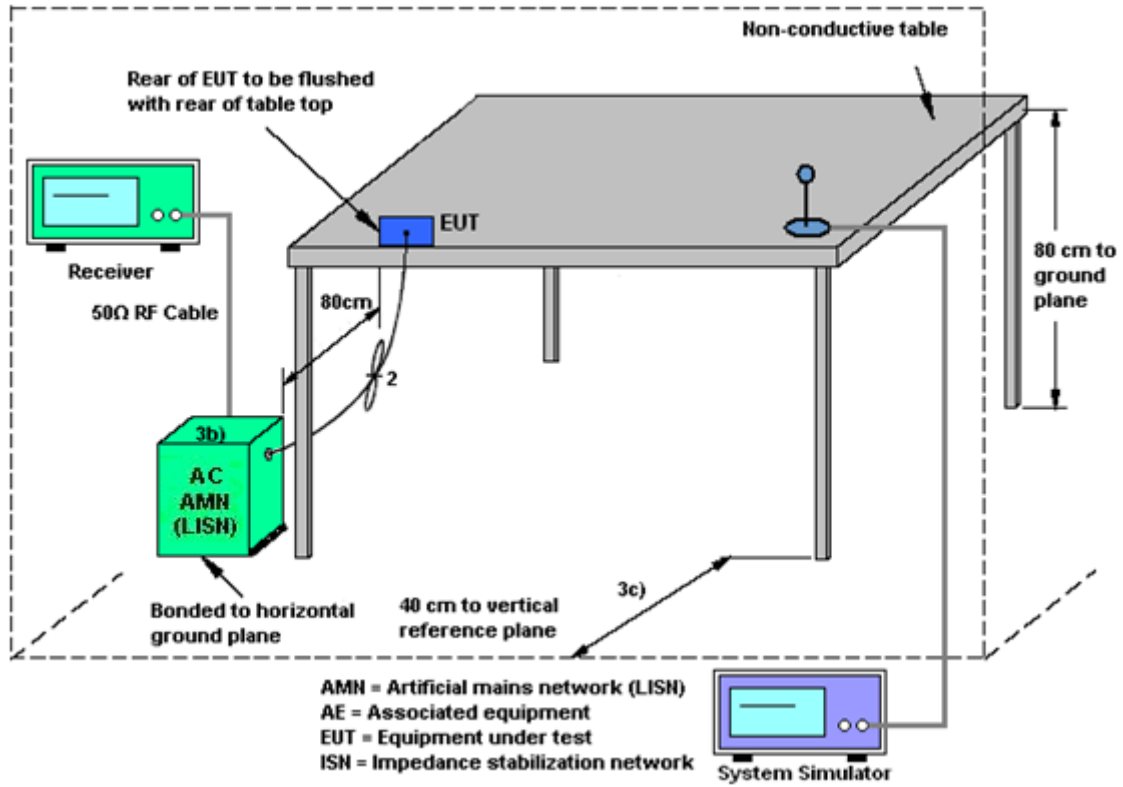
#### 3.6.2 Measuring Instruments

The measuring equipment is listed in the section 4 of this test report.

#### 3.6.3 Test Procedures

1. The EUT was placed 0.4 meter from the conducting wall of the shielding room, and it was kept at least 80 centimeters from any other grounded conducting surface.
2. Connect EUT to the power mains through a line impedance stabilization network (LISN).
3. All the support units are connecting to the other LISN.
4. The LISN provides 50 ohm coupling impedance for the measuring instrument.
5. The FCC states that a 50 ohm, 50 microhenry LISN should be used.
6. Both sides of AC line were checked for maximum conducted interference.
7. The frequency range from 150 kHz to 30 MHz was searched.
8. Set the test-receiver system to Peak Detect Function and specified bandwidth (IF bandwidth = 9kHz) with Maximum Hold Mode.

### 3.6.4 Test Setup



### 3.6.5 Test Result of AC Conducted Emission

Please refer to Appendix B.



## **3.7 Antenna Requirements**

### **3.7.1 Standard Applicable**

If directional gain of transmitting Antennas is greater than 6dBi, the power shall be reduced by the same level in dB comparing to gain minus 6dBi. The use of a permanently attached Antenna or of an Antenna that uses a unique coupling to the intentional radiator shall be considered sufficient to comply with the rule.

### **3.7.2 Antenna Anti-Replacement Construction**

An embedded-in antenna design is used.

### **3.7.3 Antenna Gain**

The antenna peak gain of EUT is less than 6 dBi. Therefore, it is not necessary to reduce maximum peak output power limit.



## 4 List of Measuring Equipment

Instrument	Manufacturer	Model No.	Serial No.	Characteristics	Calibration Date	Test Date	Due Date	Remark
Spectrum Analyzer	R&S	FSV40	101040	10Hz~40GHz	Oct. 12, 2022	Aug. 14, 2023	Oct. 11, 2023	Conducted (TH01-KS)
Pulse Power Sensor	Anritsu	MA2411B	0917070	300MHz~40GHz	Jan. 05, 2023	Aug. 14, 2023	Jan. 04, 2024	Conducted (TH01-KS)
Power Meter	Anritsu	ML2495A	1005002	50MHz Bandwidth	Jan. 05, 2023	Aug. 14, 2023	Jan. 04, 2024	Conducted (TH01-KS)
EMI Test Receiver	Keysight	N9038A	MY56400004	3Hz~8.5GHz;Max 30dBm	Oct. 10, 2023	Jan. 29, 2024	Oct. 09, 2024	Radiation (03CH06-KS)
EXA Spectrum Analyzer	Keysight	N9010B	MY60242126	10Hz-44GHz	Oct. 10, 2023	Jan. 29, 2024	Oct. 09, 2024	Radiation (03CH06-KS)
Loop Antenna	R&S	HFH2-Z2	100321	9kHz~30MHz	Oct. 10, 2023	Jan. 29, 2024	Oct. 09, 2024	Radiation (03CH06-KS)
Bilog Antenna	TeseQ	CBL6111D	49921	30MHz-1GHz	Apr. 09, 2023	Jan. 29, 2024	Apr. 08, 2024	Radiation (03CH06-KS)
Double Ridge Horn Antenna	ETS-Lindgren	3117	00218652	1GHz~18GHz	Apr. 06, 2023	Jan. 29, 2024	Apr. 05, 2024	Radiation (03CH06-KS)
SHF-EHF Horn	Com-power	AH-840	101093	18GHz~40GHz	Jan. 05, 2024	Jan. 29, 2024	Jan. 04, 2025	Radiation (03CH06-KS)
Amplifier	SONOMA	310N	380827	9KHz ~1GHZ	Jul. 06, 2023	Jan. 29, 2024	Jul. 05, 2024	Radiation (03CH06-KS)
Amplifier	MITEQ	EM18G40GGA	060728	18~40GHz	Jan. 04, 2024	Jan. 29, 2024	Jan. 03, 2025	Radiation (03CH06-KS)
high gain Amplifier	MITEQ	AMF-7D-00101800-30-10P	2082395	1Ghz-18Ghz	Jan. 04, 2024	Jan. 29, 2024	Jan. 03, 2025	Radiation (03CH06-KS)
Amplifier	Keysight	83017A	MY53270319	500MHz~26.5GHz	Oct. 10, 2023	Jan. 29, 2024	Oct. 09, 2024	Radiation (03CH06-KS)
AC Power Source	Chroma	61601	F104090004	N/A	NCR	Jan. 29, 2024	NCR	Radiation (03CH06-KS)
Turn Table	ChamPro	EM 1000-T	060762-T	0~360 degree	NCR	Jan. 29, 2024	NCR	Radiation (03CH06-KS)
Antenna Mast	ChamPro	EM 1000-A	060762-A	1 m~4 m	NCR	Jan. 29, 2024	NCR	Radiation (03CH06-KS)
EMI Receiver	R&S	ESCI7	100768	9kHz~7GHz;	May 16, 2023	Aug. 11, 2023	May 15, 2024	Conduction (CO01-KS)
AC LISN (for auxiliary equipment)	MessTec	AN3016	060103	9kHz~30MHz	Oct. 13, 2022	Aug. 11, 2023	Oct. 12, 2023	Conduction (CO01-KS)
AC LISN	MessTec	AN3016	060105	9kHz~30MHz	May 16, 2023	Aug. 11, 2023	May 15, 2024	Conduction (CO01-KS)
AC Power Source	Chroma	61602	ABP00000811	AC 0V~300V, 45Hz~1000Hz	Oct. 12, 2022	Aug. 11, 2023	Oct. 11, 2023	Conduction (CO01-KS)

NCR: No Calibration Required



## 5 Measurement Uncertainty

The measurement uncertainties shown below were calculated in accordance with the requirements of ANSI 63.10-2013. All the measurement uncertainty value were shown with a coverage K=2 to indicate 95% level of confidence. The measurement data show herein meets or exceeds the CISPR measurement uncertainty values specified in CISPR 16-4-2 and can be compared directly to specified limit to determine compliance.

### Uncertainty of Conducted Measurement

Test Item	Uncertainty
Conducted Power	±0.46 dB
Conducted Emissions	±2.26 dB
Occupied Channel Bandwidth	±0.1 %
Conducted Power Spectral Density	±0.88 dB

### Uncertainty of Conducted Emission Measurement (150 kHz ~ 30 MHz)

Measuring Uncertainty for a Level of Confidence of 95% (U = 2Uc(y))	2.94 dB
---------------------------------------------------------------------	---------

### Uncertainty of Radiated Emission Measurement (30 MHz ~ 1000 MHz)

Measuring Uncertainty for a Level of Confidence of 95% (U = 2Uc(y))	6.26 dB
---------------------------------------------------------------------	---------

### Uncertainty of Radiated Emission Measurement (1000 MHz ~ 18000 MHz)

Measuring Uncertainty for a Level of Confidence of 95% (U = 2Uc(y))	5.02 dB
---------------------------------------------------------------------	---------

### Uncertainty of Radiated Emission Measurement (18000 MHz ~ 40000 MHz)

Measuring Uncertainty for a Level of Confidence of 95% (U = 2Uc(y))	5.26 dB
---------------------------------------------------------------------	---------

----- THE END -----



## **Appendix A. Conducted Test Results**

**A1. Conducted Test Results**

Test Engineer:	Jiang Jun	Temperature:	21~25	°C
Test Date:	2023.8.14	Relative Humidity:	51~54	%



**TEST RESULTS DATA**  
**Peak Output Power**

2.4GHz Band Single Antenna										
Mod.	Data Rate	NTX	CH.	Freq. (MHz)	Peak Conducted Power (dBm)	Conducted Power Limit (dBm)	DG (dBi)	EIRP Power (dBm)	EIRP Power Limit (dBm)	Pass /Fail
					Ant2	Ant2	Ant2	Ant2	Ant2	
11b	1Mbps	1	1	2412	22.55	30.00	-6.30	16.25	36.00	Pass
11b	1Mbps	1	6	2437	22.31	30.00	-6.30	16.01	36.00	Pass
11b	1Mbps	1	11	2462	22.07	30.00	-6.30	15.77	36.00	Pass
11g	6Mbps	1	1	2412	23.79	30.00	-6.30	17.49	36.00	Pass
11g	6Mbps	1	6	2437	23.75	30.00	-6.30	17.45	36.00	Pass
11g	6Mbps	1	11	2462	23.49	30.00	-6.30	17.19	36.00	Pass
HT20	MCS0	1	1	2412	23.95	30.00	-6.30	17.65	36.00	Pass
HT20	MCS0	1	6	2437	23.84	30.00	-6.30	17.54	36.00	Pass
HT20	MCS0	1	11	2462	23.93	30.00	-6.30	17.63	36.00	Pass

**TEST RESULTS DATA**  
**Average Output Power**

2.4GHz Band Single Antenna												
Mod.	Data Rate	NTX	CH.	Freq. (MHz)	Duty Factor (dB)	Average Conducted Power with duty factor	Conducted Power Limit (dBm)	DG (dBi)	EIRP Power (dBm)	EIRP Power Limit (dBm)	Pass /Fail	
					Ant 2	Ant2	Ant2	Ant2	Ant2			
11b	1Mbps	1	1	2412	0.03	20.21	30.00	-6.30	13.91	36.00	Pass	Setting
11b	1Mbps	1	6	2437	0.03	20.11	30.00	-6.30	13.81	36.00	Pass	Ant 2
11b	1Mbps	1	11	2462	0.03	19.91	30.00	-6.30	13.61	36.00	Pass	10.00
11g	6Mbps	1	1	2412	0.08	19.66	30.00	-6.30	13.36	36.00	Pass	10.00
11g	6Mbps	1	6	2437	0.08	19.39	30.00	-6.30	13.09	36.00	Pass	15.00
11g	6Mbps	1	11	2462	0.08	19.15	30.00	-6.30	12.85	36.00	Pass	15.00
HT20	MCS0	1	1	2412	0.08	19.44	30.00	-6.30	13.14	36.00	Pass	15.00
HT20	MCS0	1	6	2437	0.08	19.24	30.00	-6.30	12.94	36.00	Pass	15.00
HT20	MCS0	1	11	2462	0.08	19.16	30.00	-6.30	12.86	36.00	Pass	15.00



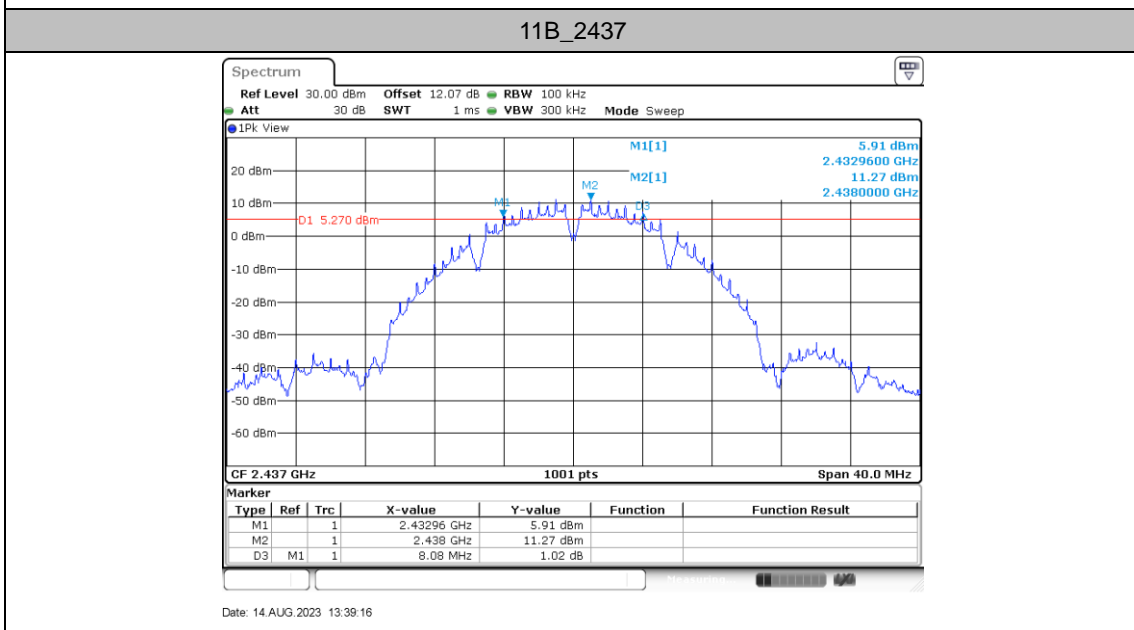
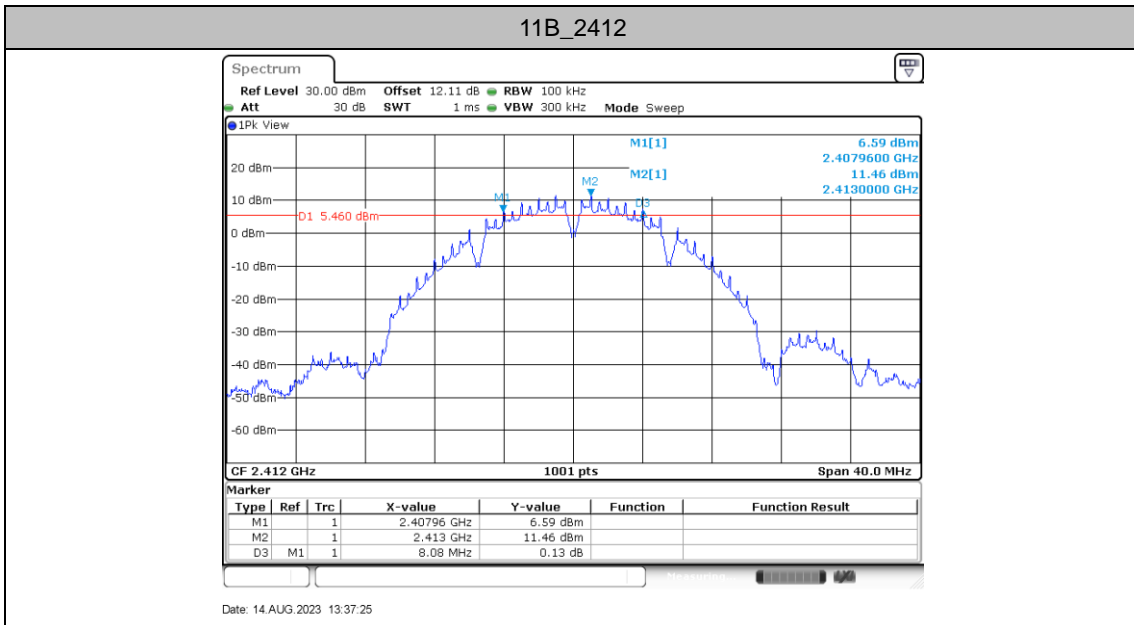
## DTS Bandwidth

### Test Result

TestMode	Freq(MHz)	DTS BW [MHz]	FL[MHz]	FH[MHz]	Limit[MHz]	Verdict
11B	2412	8.08	2407.96	2416.04	0.5	PASS
	2437	8.08	2432.96	2441.04	0.5	PASS
	2462	8.08	2457.96	2466.04	0.5	PASS
11G	2412	15.68	2404.20	2419.88	0.5	PASS
	2437	15.92	2429.24	2445.16	0.5	PASS
	2462	16.36	2453.84	2470.20	0.5	PASS
11N20SISO	2412	17.56	2403.24	2420.80	0.5	PASS
	2437	17.16	2428.60	2445.76	0.5	PASS
	2462	17.16	2453.60	2470.76	0.5	PASS

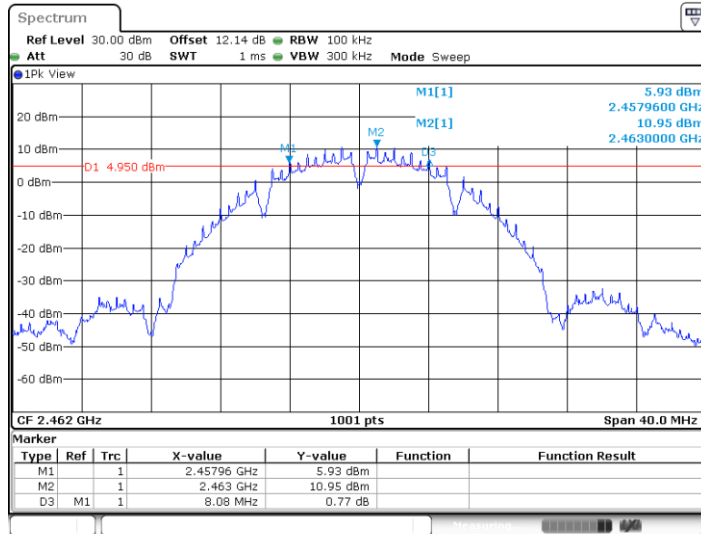


Test Graphs



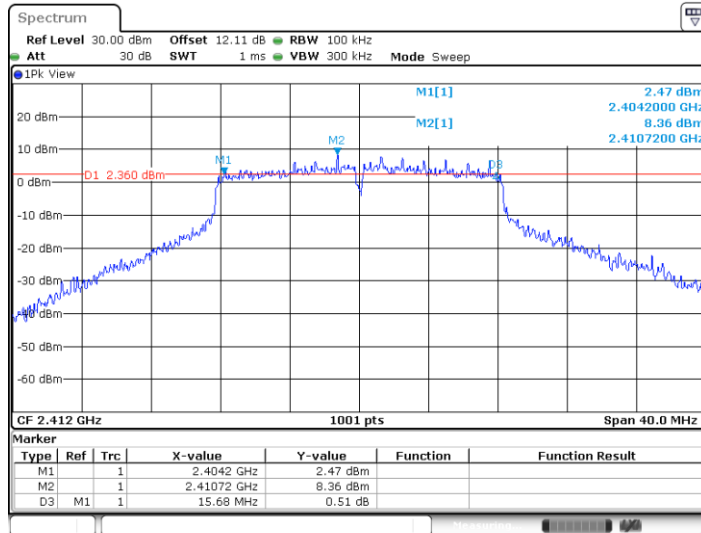


11B\_2462

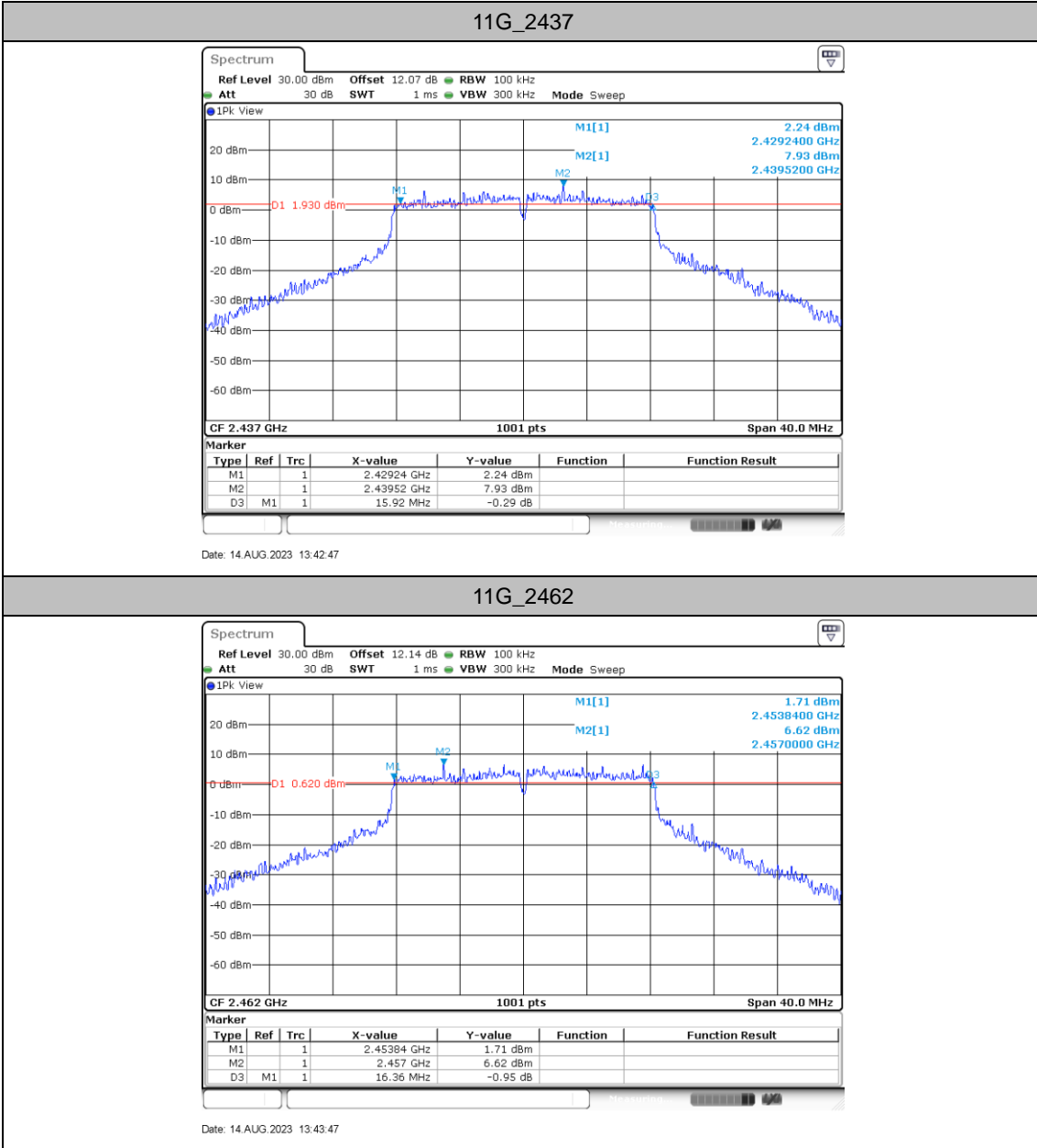


Date: 14 AUG. 2023 13:40:24

11G\_2412

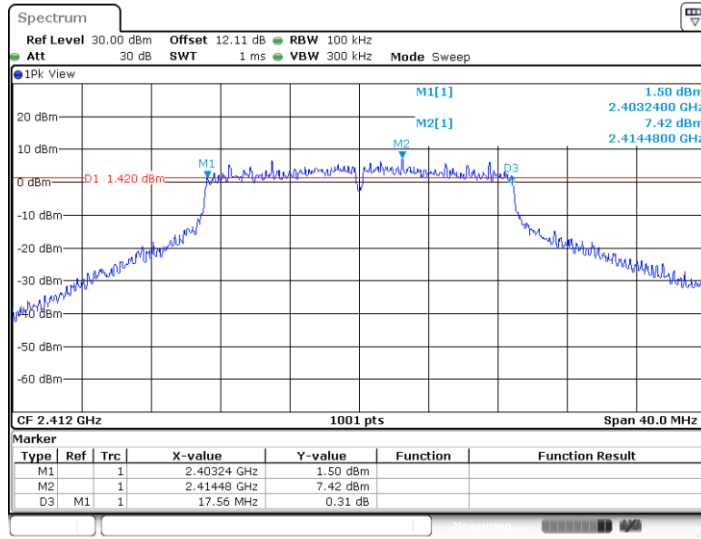


Date: 14 AUG. 2023 13:41:38



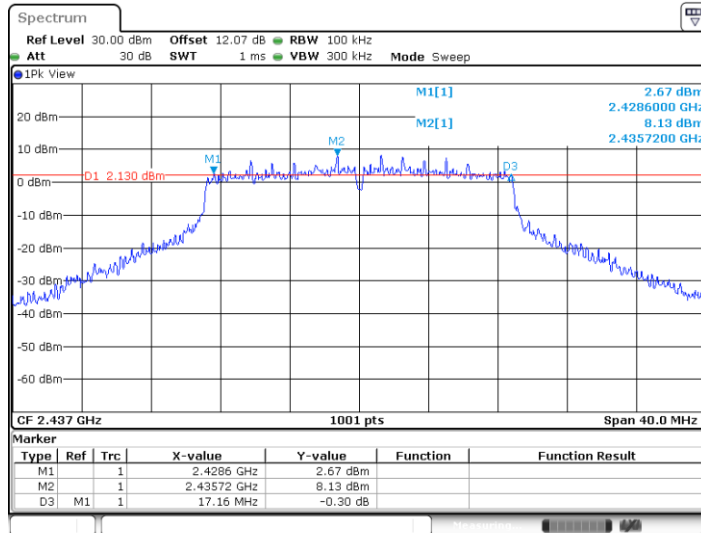


11N20SISO\_2412

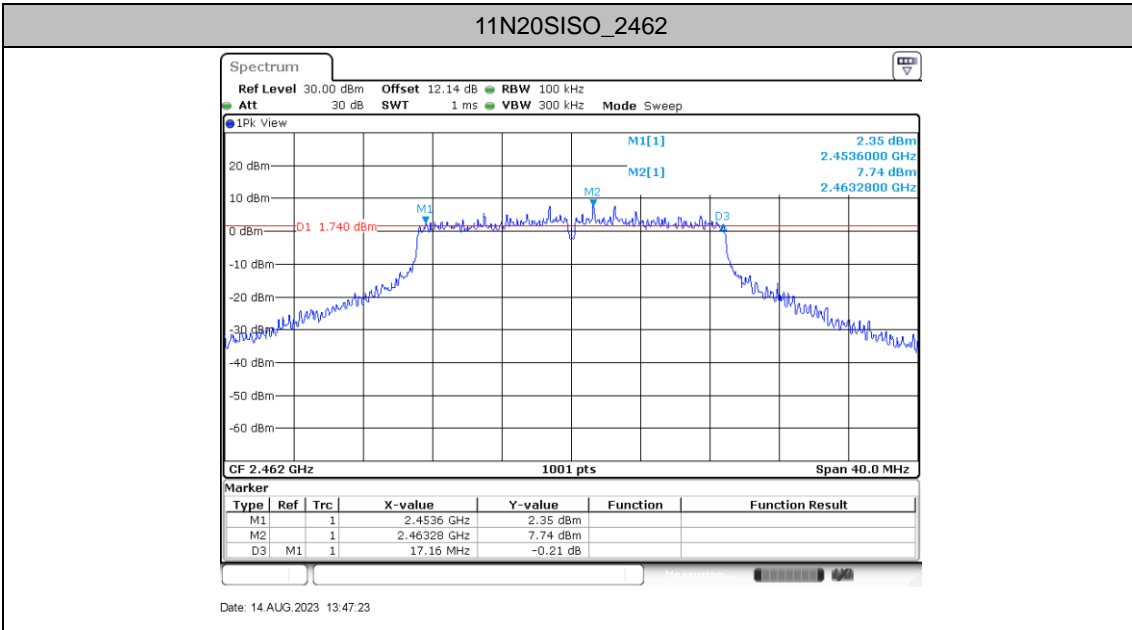


Date: 14 AUG. 2023 13:45:10

11N20SISO\_2437



Date: 14 AUG. 2023 13:46:21







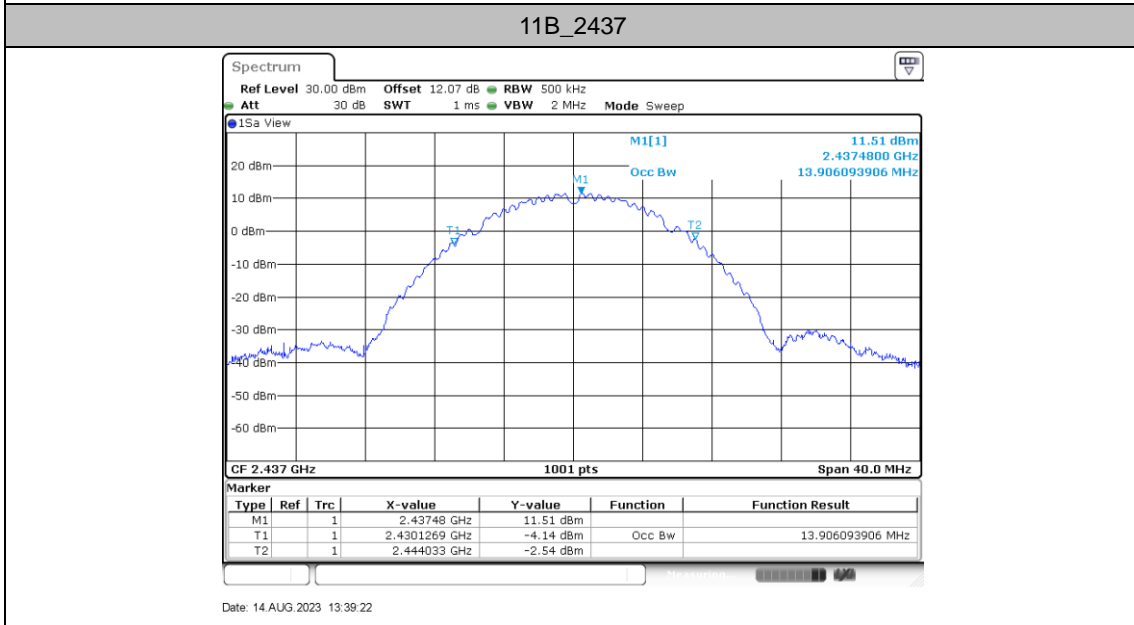
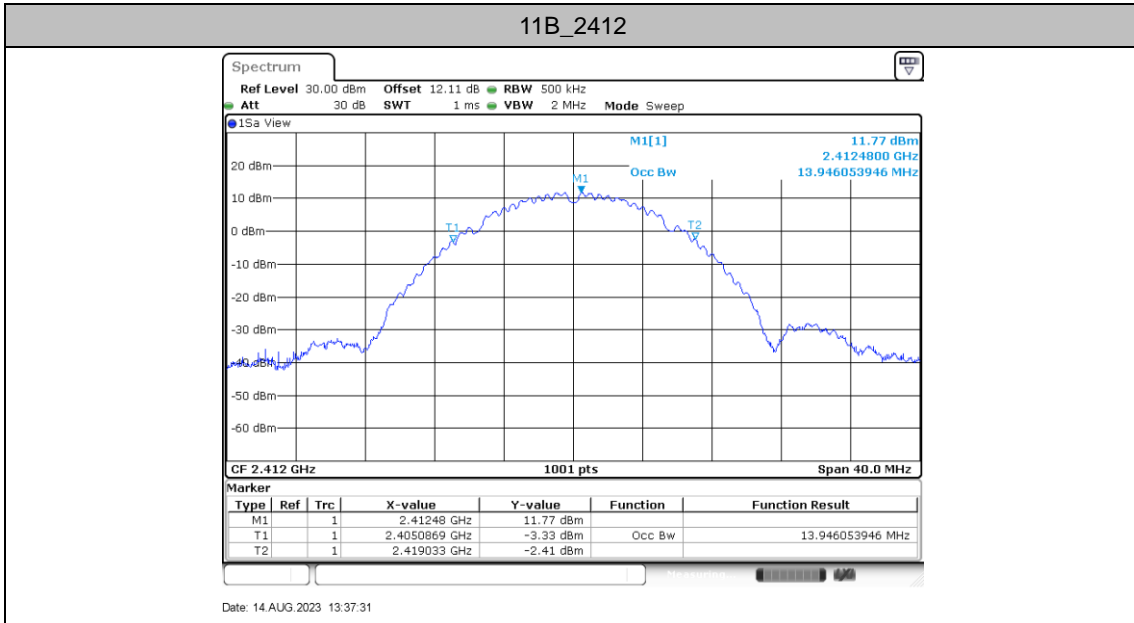
### Occupied Channel Bandwidth

#### Test Result

TestMode	Freq(MHz)	OCB [MHz]	FL[MHz]	FH[MHz]	Limit[MHz]	Verdict
11B	2412	13.946	2405.0869	2419.0330	---	---
	2437	13.906	2430.1269	2444.0330	---	---
	2462	14.106	2455.0070	2469.1129	---	---
11G	2412	17.263	2403.4885	2420.7512	---	---
	2437	17.183	2428.4885	2445.6713	---	---
	2462	17.263	2453.3686	2470.6314	---	---
11N20SISO	2412	18.382	2402.9690	2421.3506	---	---
	2437	18.342	2427.9291	2446.2707	---	---
	2462	18.382	2452.8492	2471.2308	---	---

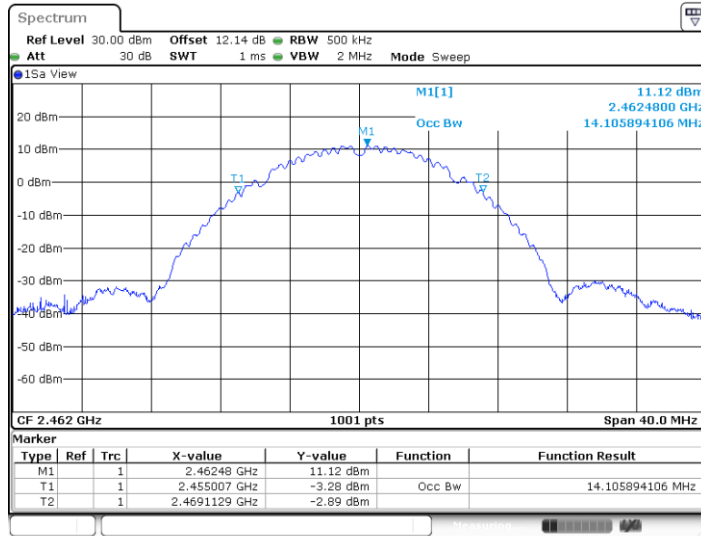


Test Graphs



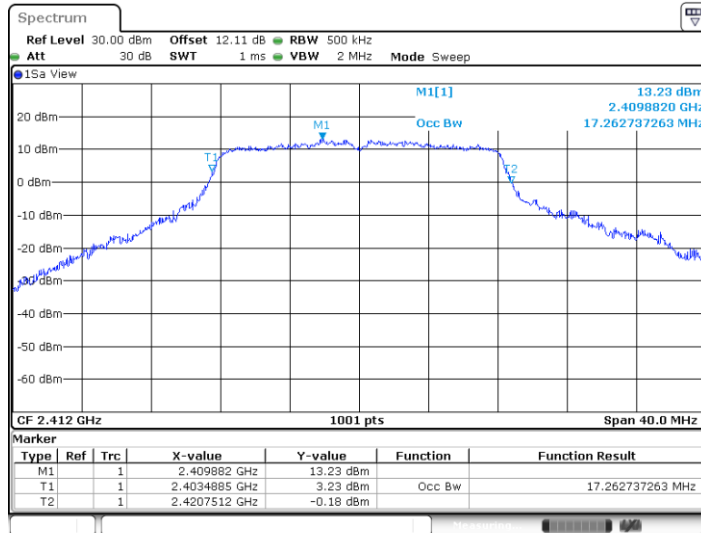


11B\_2462



Date: 14 AUG. 2023 13:40:29

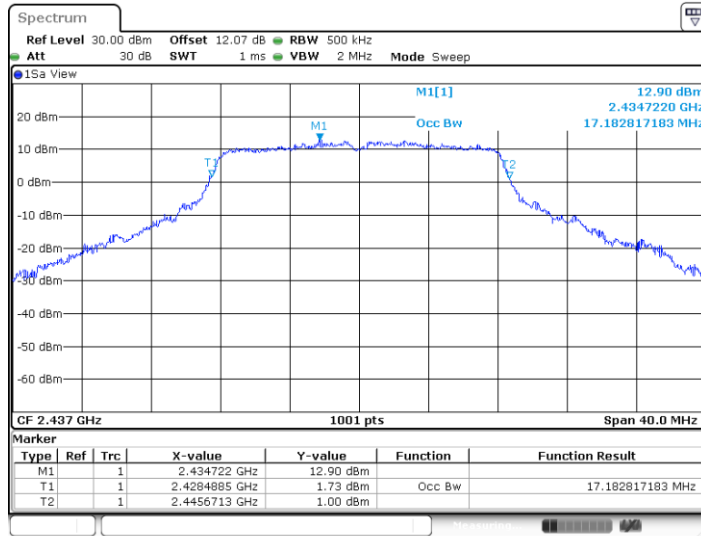
11G\_2412



Date: 14 AUG. 2023 13:41:43

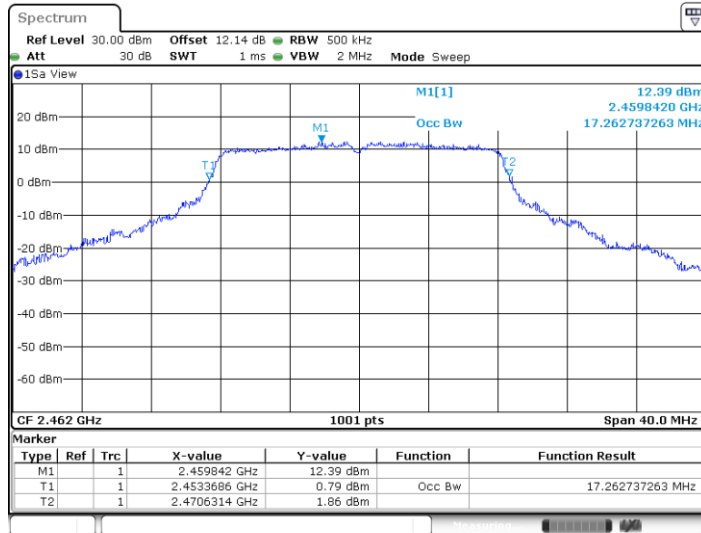


11G\_2437



Date: 14 AUG. 2023 13:42:53

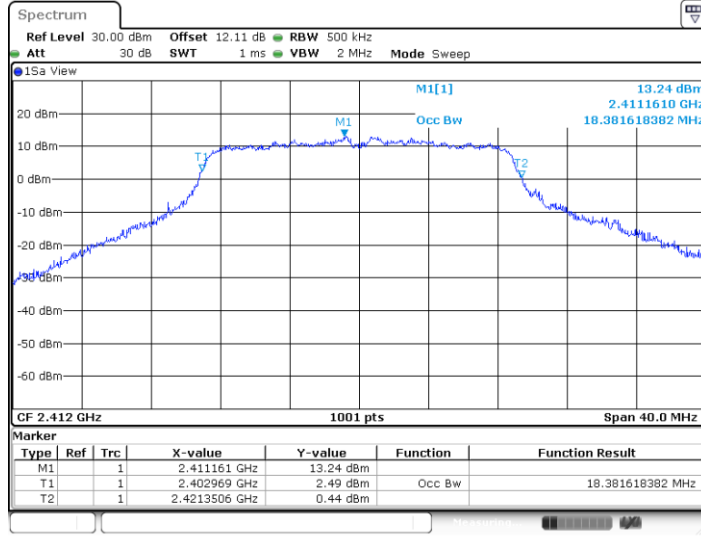
11G\_2462



Date: 14 AUG. 2023 13:43:52

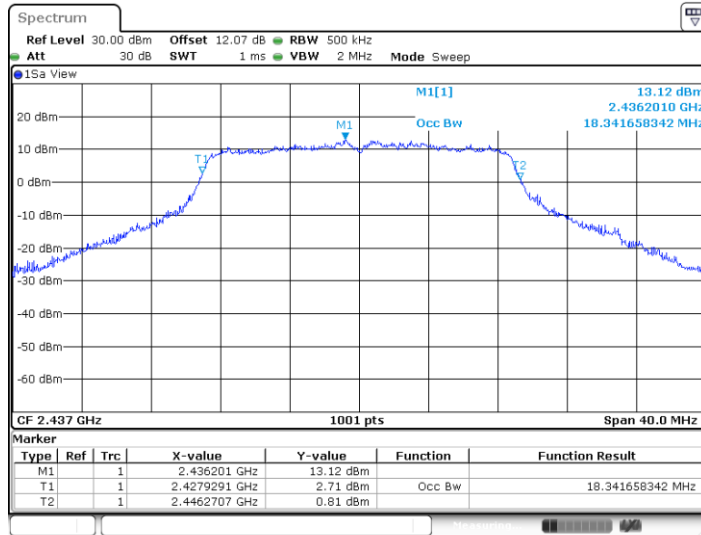


11N20SISO\_2412

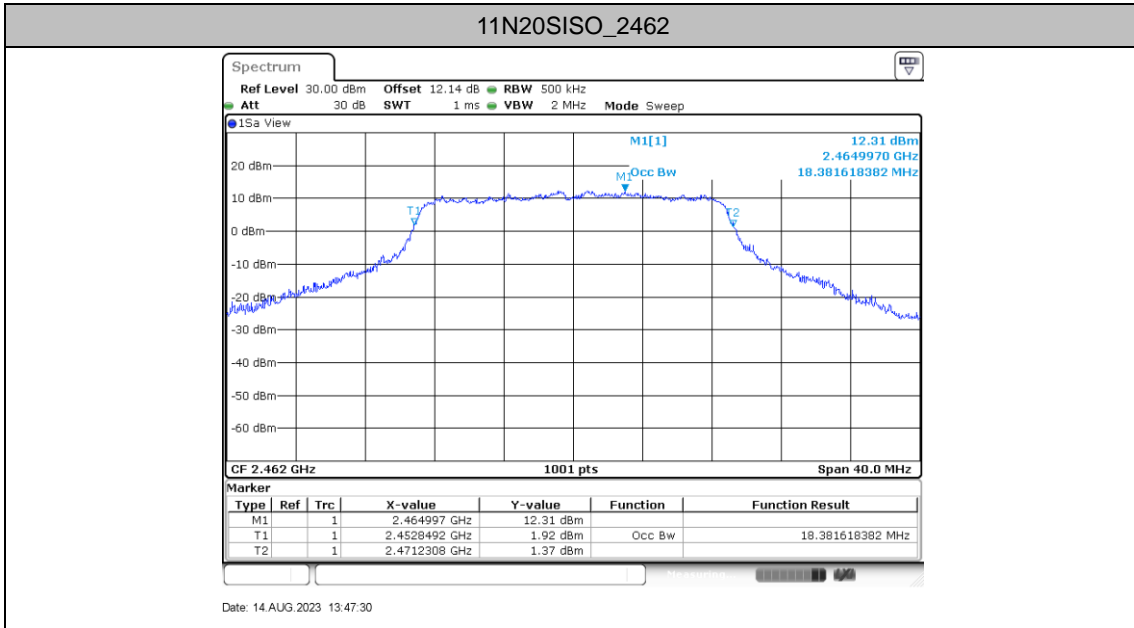


Date: 14 AUG. 2023 13:45:16

11N20SISO\_2437



Date: 14 AUG. 2023 13:46:26





### Maximum power spectral density

#### Test Result

TestMode	Freq(MHz)	Result [dBm/3kHz]	Limit [dBm/3kHz]	Verdict
11B	2412	-6.48	≤8.00	PASS
	2437	-6.85	≤8.00	PASS
	2462	-6.92	≤8.00	PASS
11G	2412	-7.58	≤8.00	PASS
	2437	-7.79	≤8.00	PASS
	2462	-7.99	≤8.00	PASS
11N20SISO	2412	-7.41	≤8.00	PASS
	2437	-7.06	≤8.00	PASS
	2462	-8.55	≤8.00	PASS



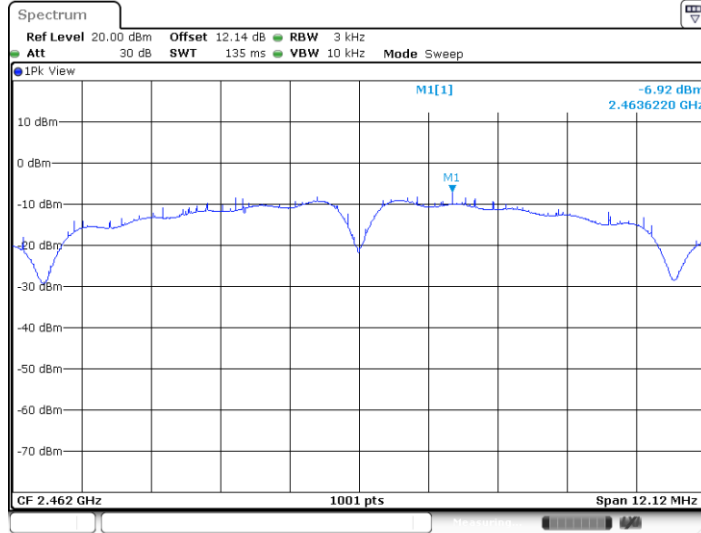
### Test Graphs





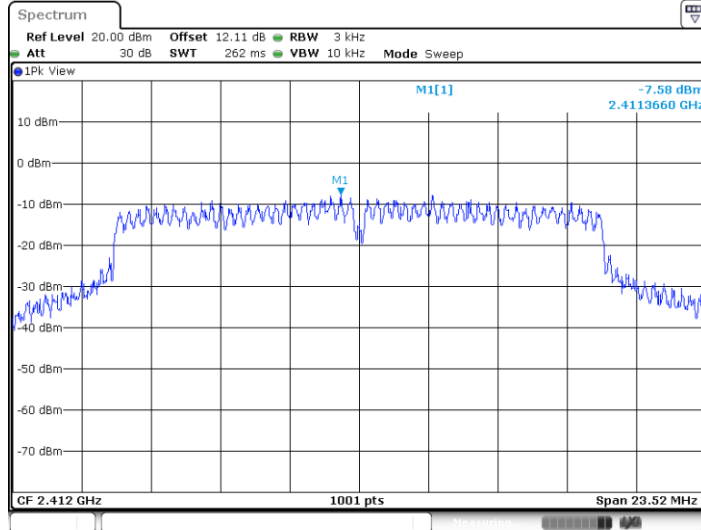


11B\_2462



Date: 14 AUG. 2023 13:40:43

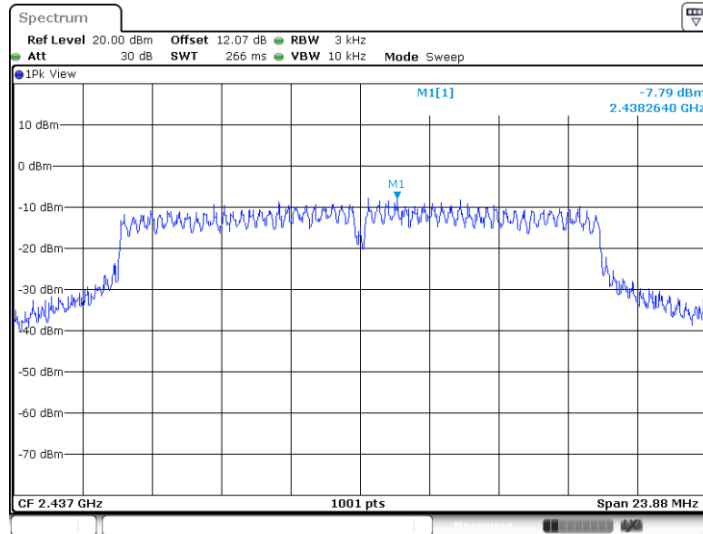
11G\_2412



Date: 14 AUG. 2023 13:41:55

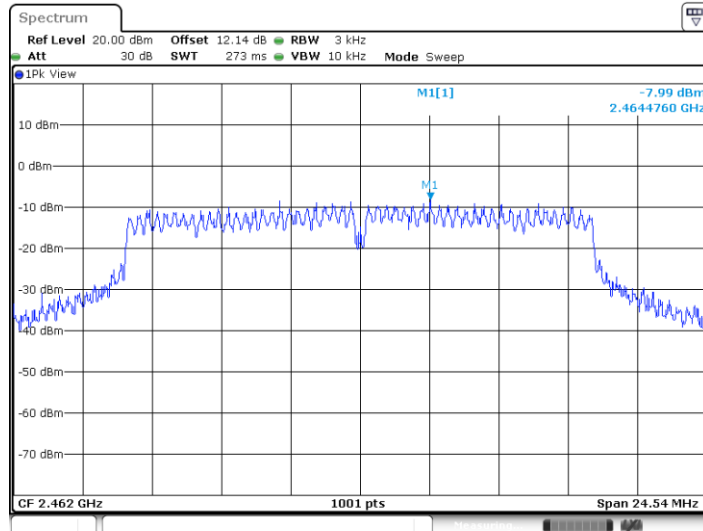


11G\_2437



Date: 14 AUG. 2023 13:43:04

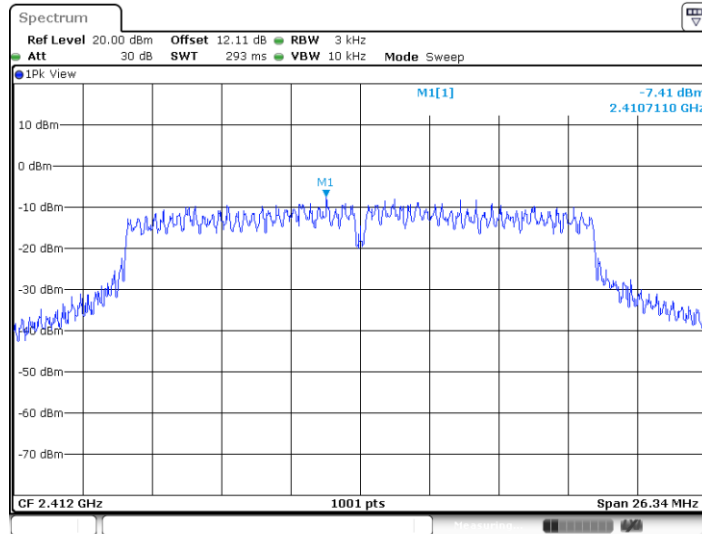
11G\_2462



Date: 14 AUG. 2023 13:44:03

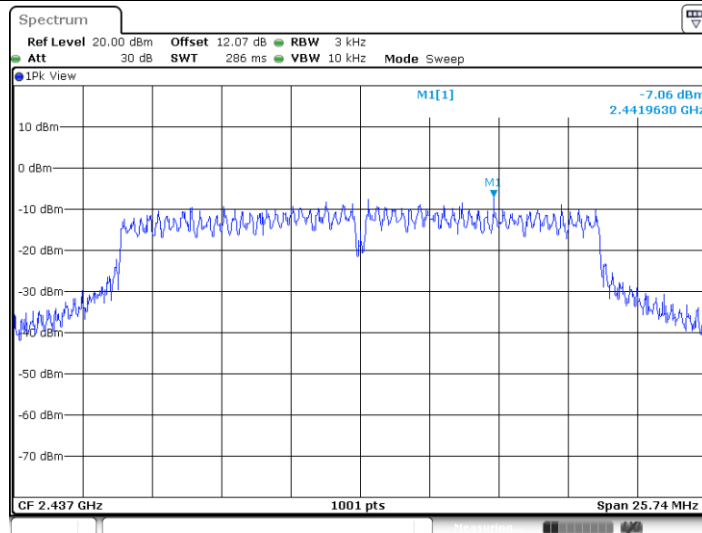


11N20SISO\_2412

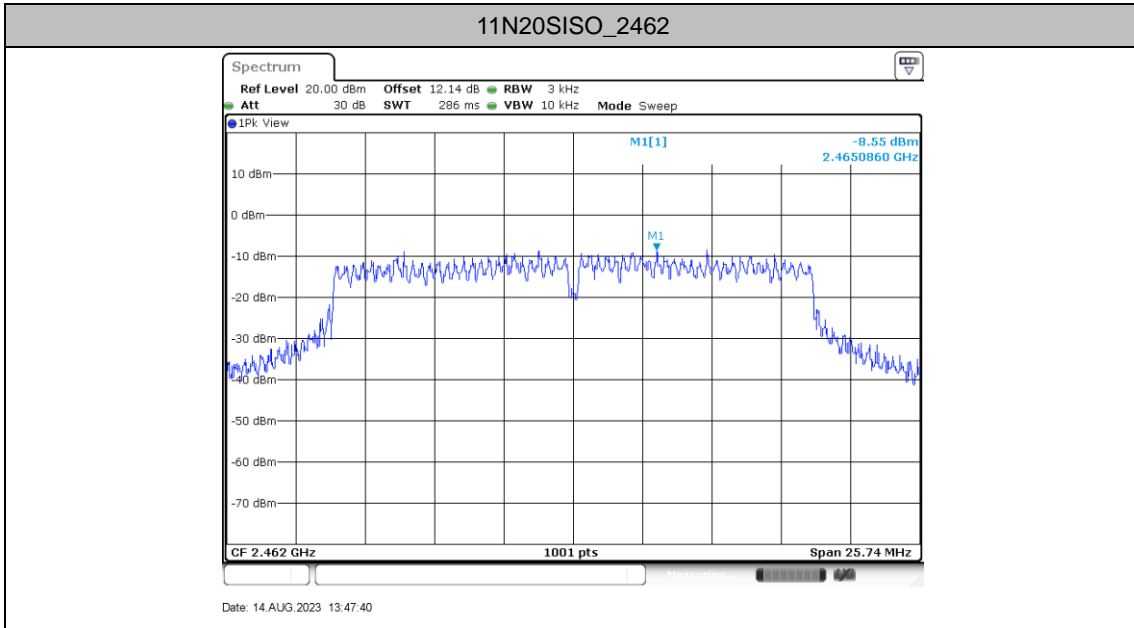


Date: 14 AUG. 2023 13:45:26

11N20SISO\_2437



Date: 14 AUG. 2023 13:46:37





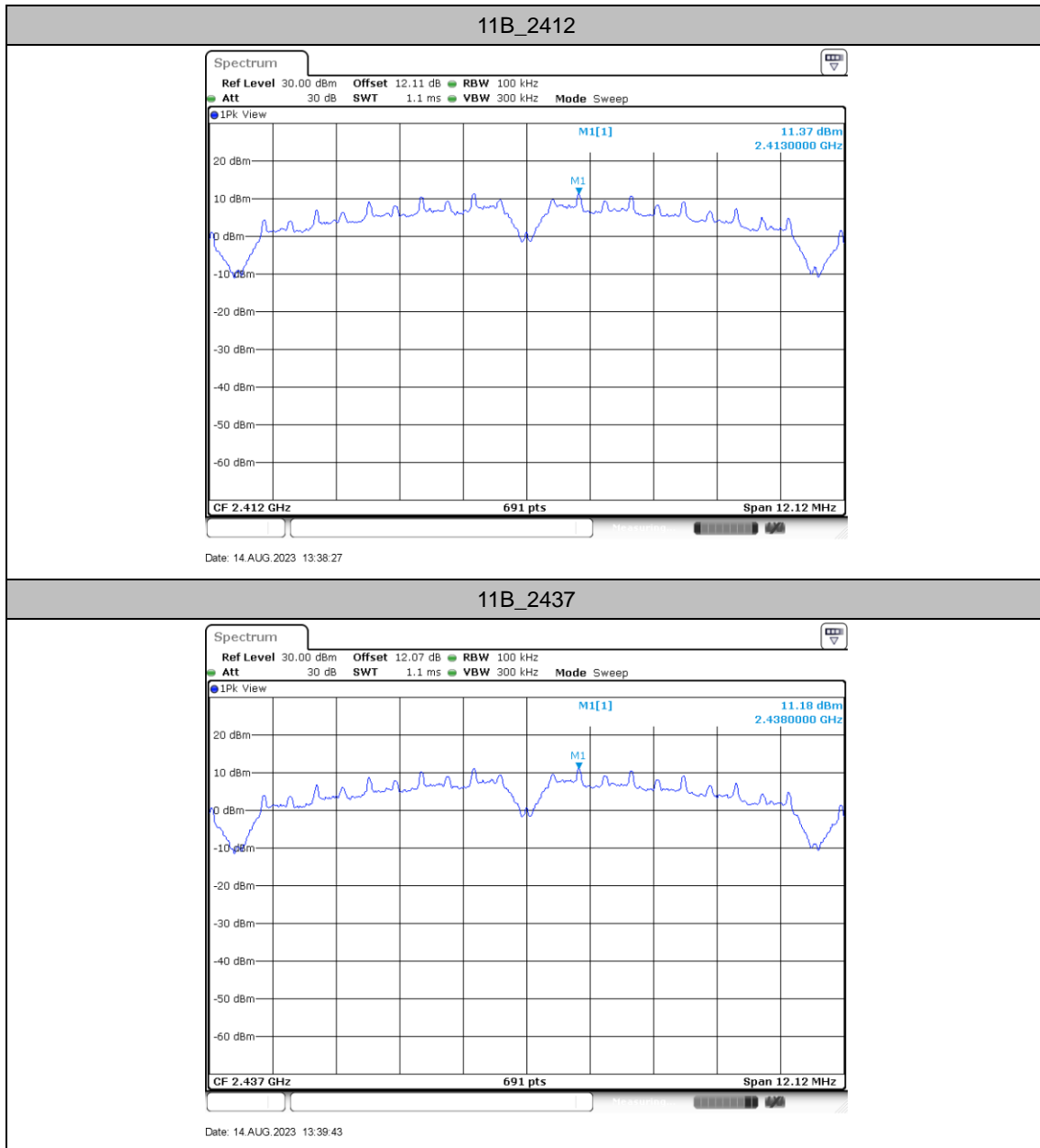
### Reference level measurement (100K PSD)

#### Test Result

TestMode	Freq(MHz)	Max.Point[MHz]	Result[dBm/100KHz]
11B	2412	2413.00	11.37
	2437	2438.00	11.18
	2462	2463.00	10.80
11G	2412	2410.74	8.41
	2437	2438.28	7.93
	2462	2460.72	7.47
11N20SISO	2412	2413.26	8.29
	2437	2438.27	8.04
	2462	2463.27	7.92

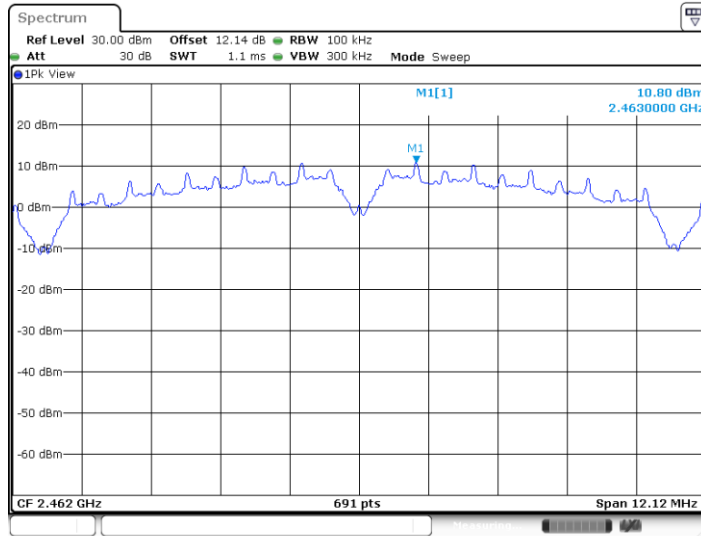


### Test Graphs



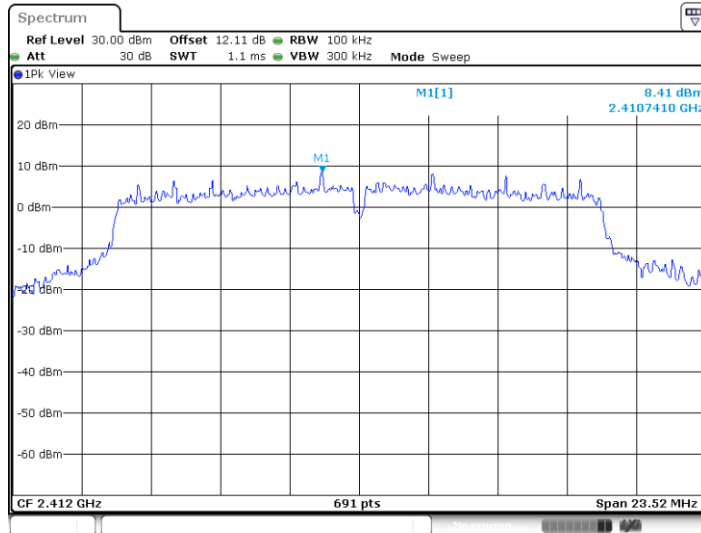


11B\_2462



Date: 14 AUG. 2023 13:40:50

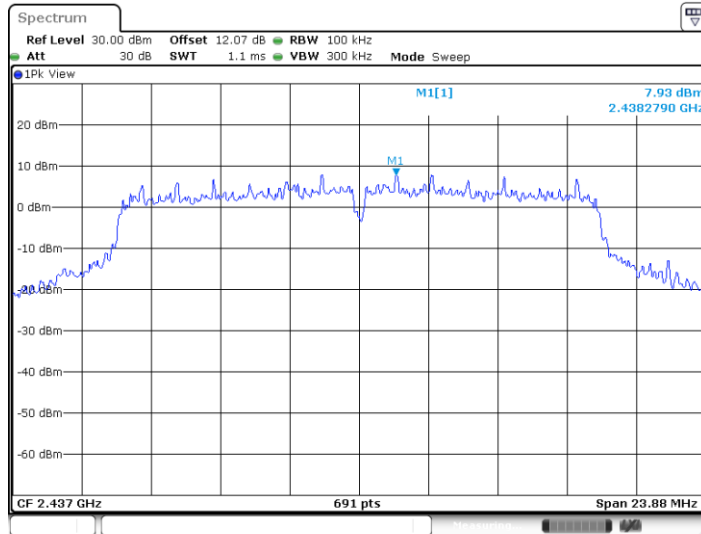
11G\_2412



Date: 14 AUG. 2023 13:42:02

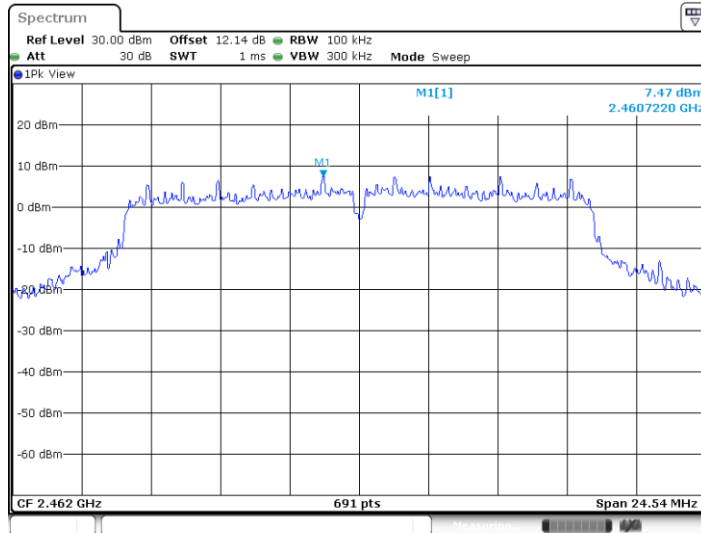


11G\_2437



Date: 14 AUG.2023 13:43:12

11G\_2462

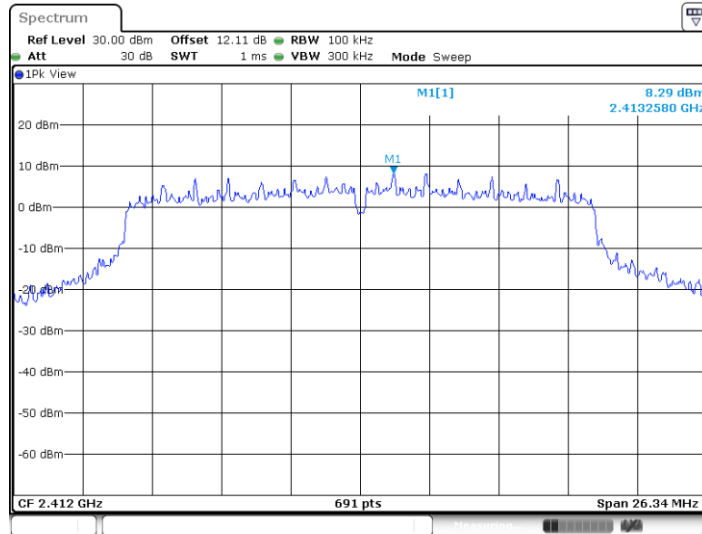


Date: 14 AUG.2023 13:44:10



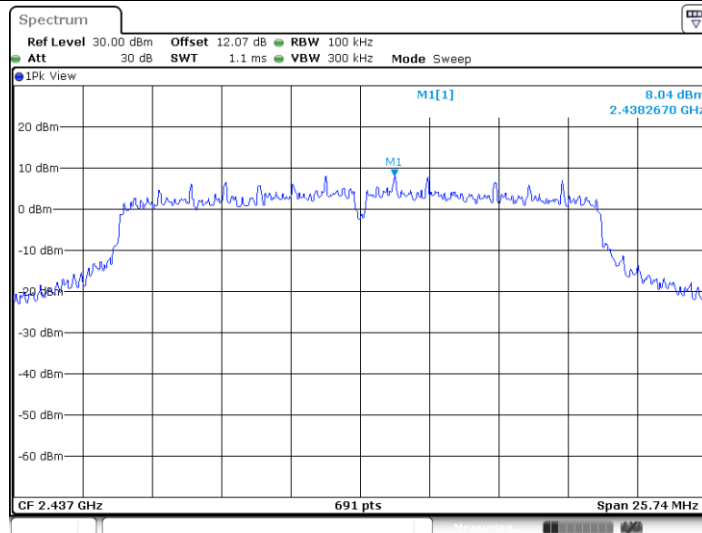


11N20SISO\_2412

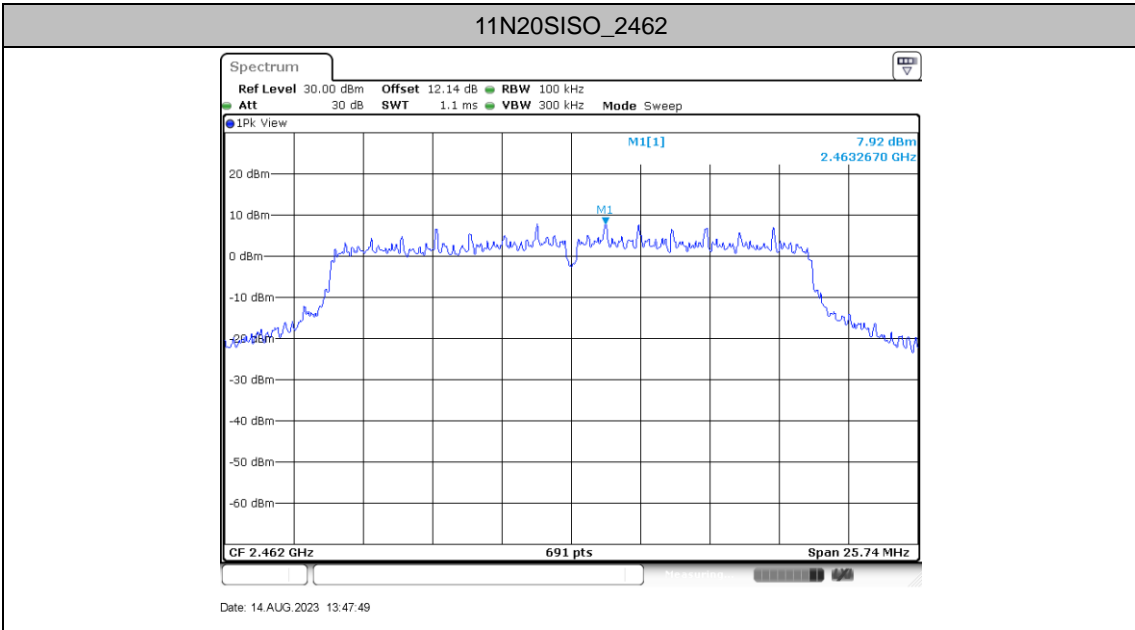


Date: 14 AUG.2023 13:45:34

11N20SISO\_2437



Date: 14 AUG.2023 13:46:44





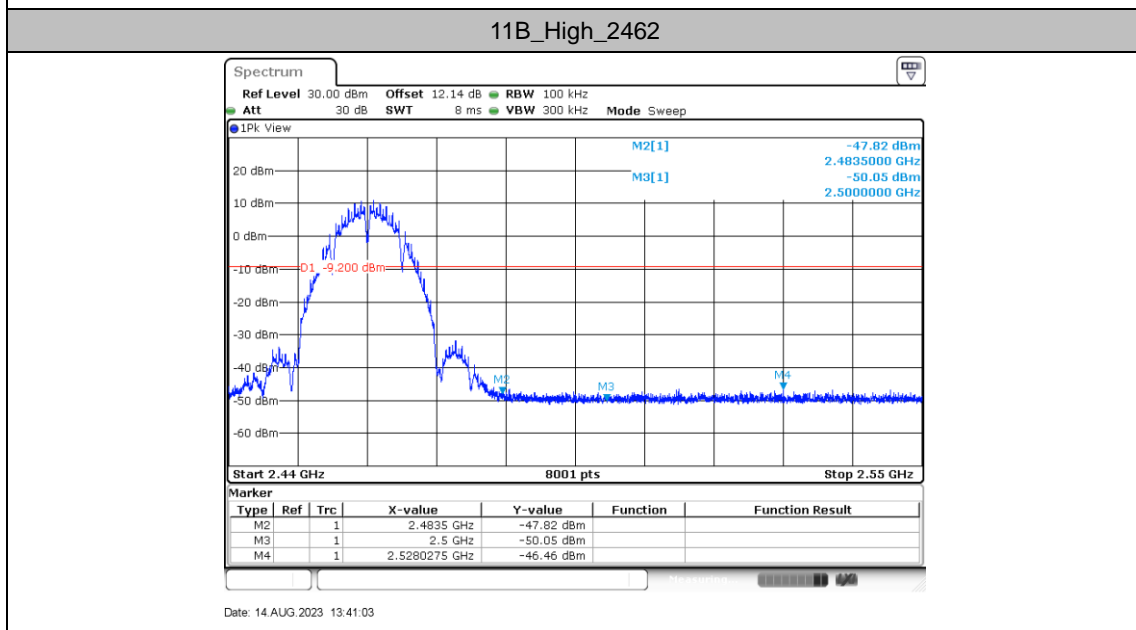
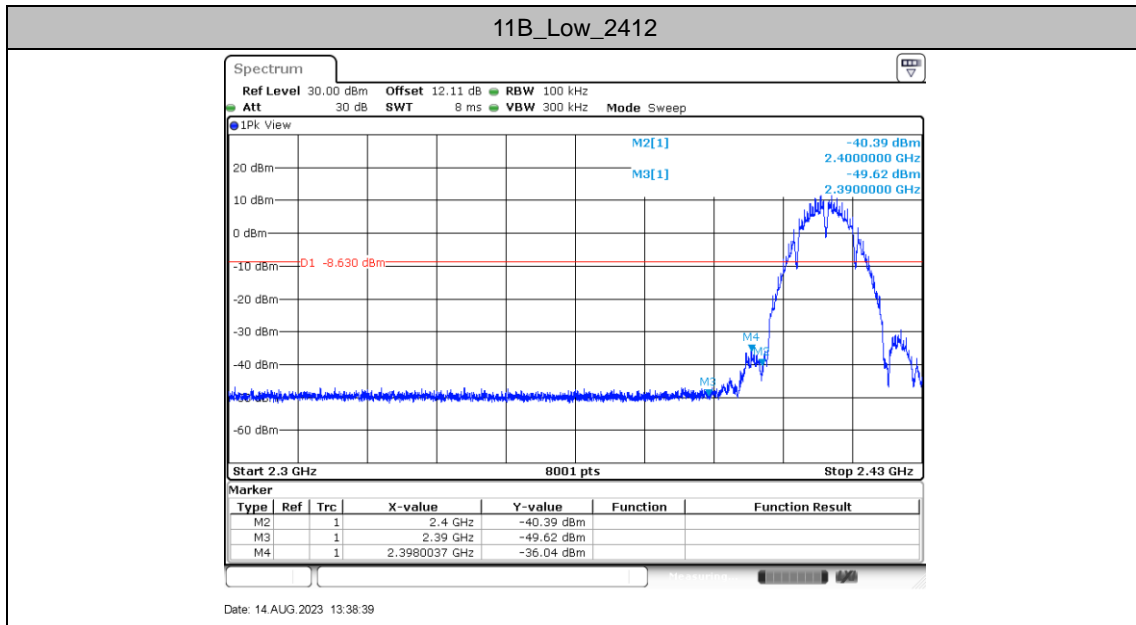
### Band edge measurements

#### Test Result

TestMode	ChName	Freq(MHz)	RefLevel [dBm/100KHz]	Result [dBm/100KHz]	Limit [dBm/100KHz]	Verdict
11B	Low	2412	11.37	-36.04	≤-8.63	PASS
	High	2462	10.80	-46.46	≤-9.2	PASS
11G	Low	2412	8.41	-20.68	≤-11.59	PASS
	High	2462	7.47	-36.84	≤-12.53	PASS
11N20SISO	Low	2412	8.29	-19.73	≤-11.71	PASS
	High	2462	7.92	-35.93	≤-12.08	PASS

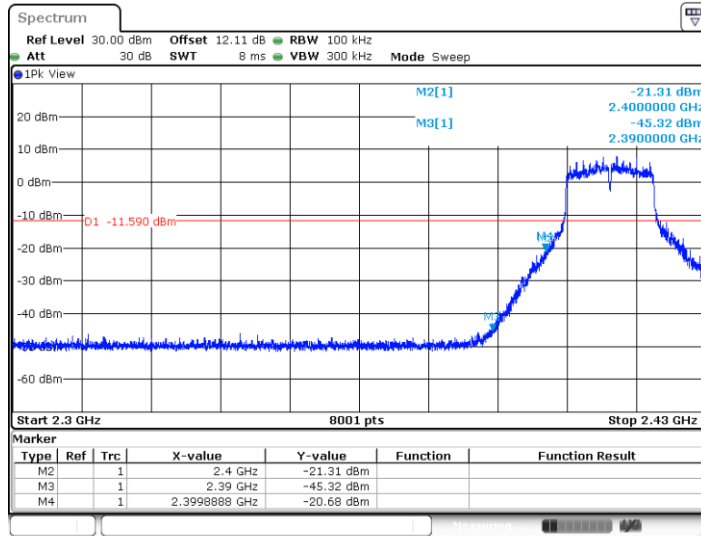


Test Graphs



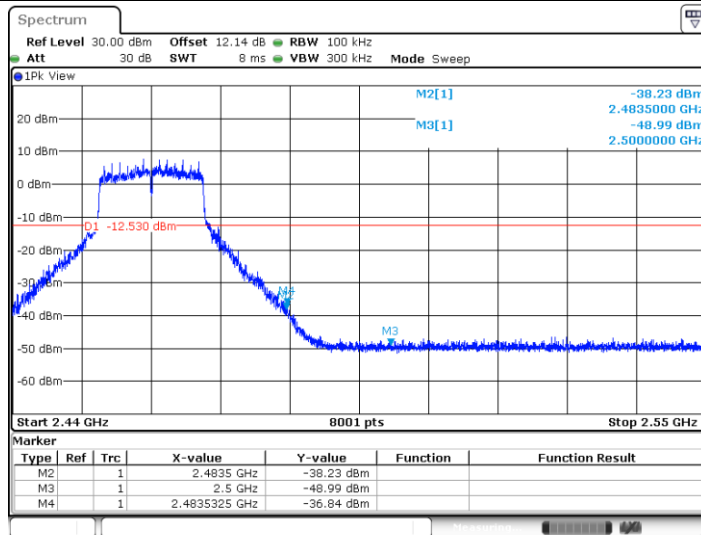


11G\_Low\_2412



Date: 14 AUG 2023 13:42:14

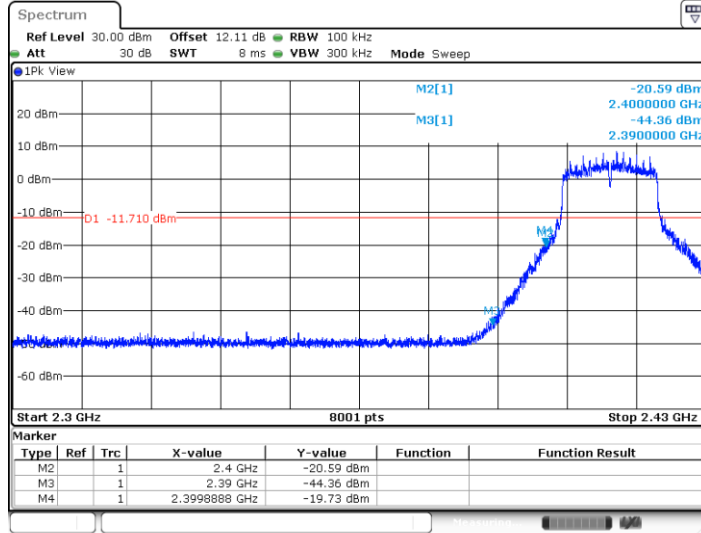
11G\_High\_2462



Date: 14 AUG 2023 13:44:22

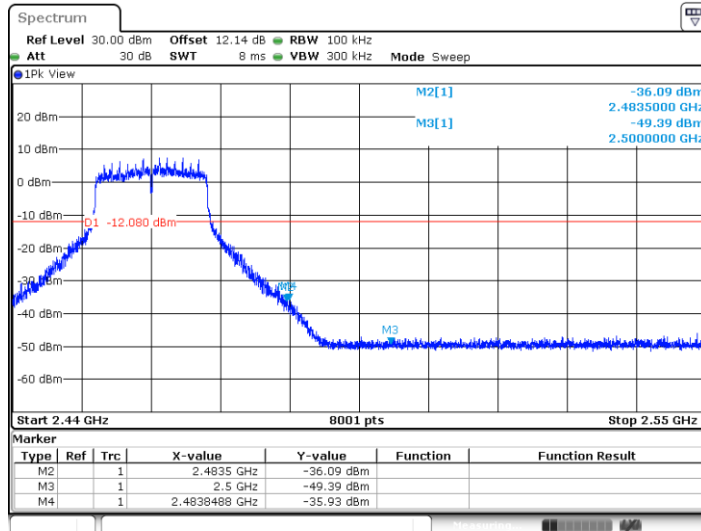


11N20SISO\_Low\_2412



Date: 14 AUG 2023 13:45:47

11N20SISO\_High\_2462



Date: 14 AUG 2023 13:48:01



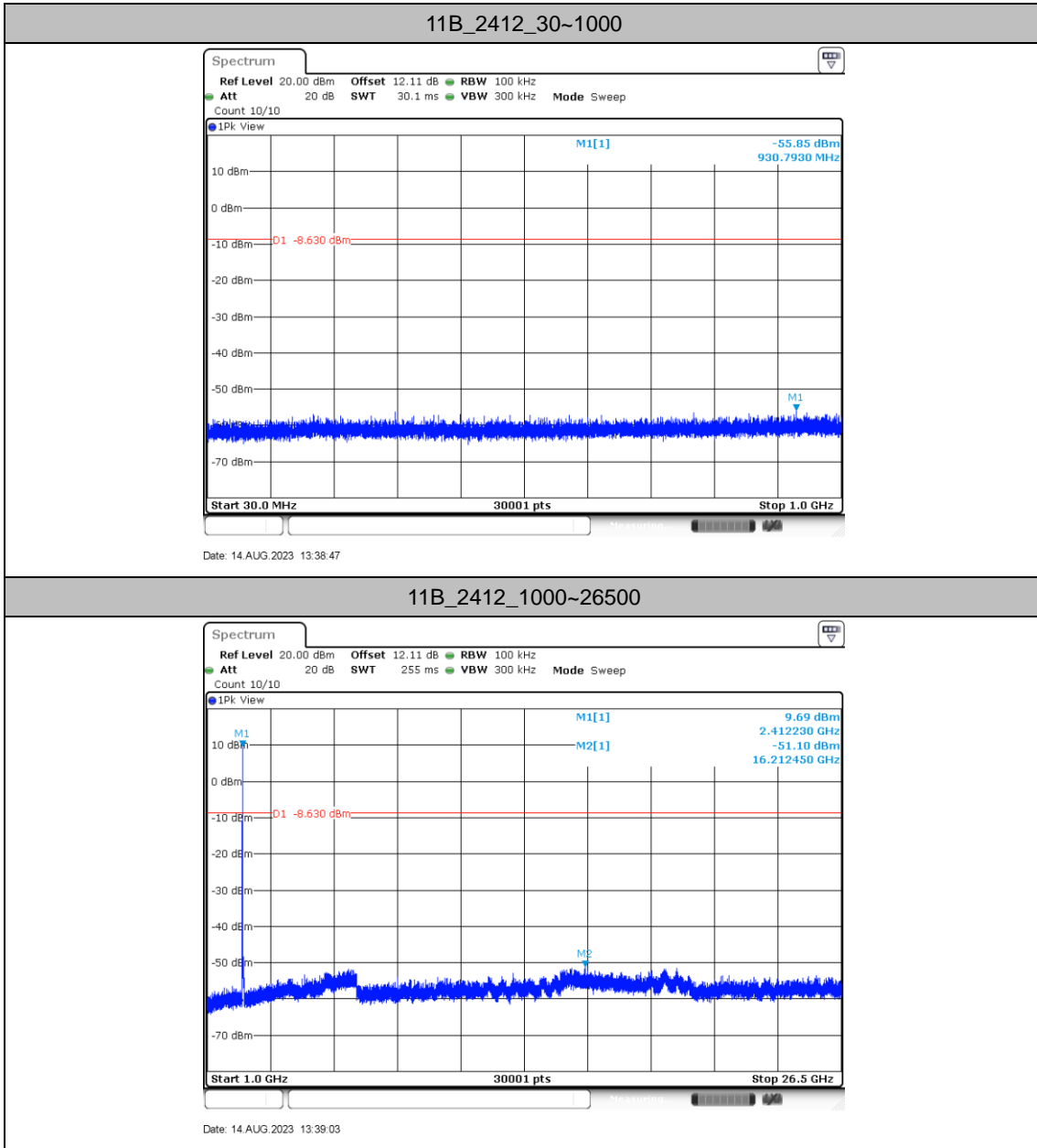
### Conducted Spurious Emission

#### Test Result

TestMode	Freq(MHz)	FreqRange [Mhz]	RefLevel [dBm/100KHz]	Result [dBm/100KHz]	Limit [dBm/100KHz]	Verdict
11B	2412	30~1000	11.37	-55.85	≤-8.63	PASS
		1000~26500	11.37	-51.1	≤-8.63	PASS
	2437	30~1000	11.18	-56.56	≤-8.82	PASS
		1000~26500	11.18	-50.89	≤-8.82	PASS
	2462	30~1000	10.80	-55.78	≤-9.2	PASS
		1000~26500	10.80	-50.57	≤-9.2	PASS
11G	2412	30~1000	8.41	-56.69	≤-11.59	PASS
		1000~26500	8.41	-50.83	≤-11.59	PASS
	2437	30~1000	7.93	-56.34	≤-12.07	PASS
		1000~26500	7.93	-50.99	≤-12.07	PASS
	2462	30~1000	7.47	-56.49	≤-12.53	PASS
		1000~26500	7.47	-49.93	≤-12.53	PASS
11N20SISO	2412	30~1000	8.29	-56.02	≤-11.71	PASS
		1000~26500	8.29	-49.56	≤-11.71	PASS
	2437	30~1000	8.04	-56.34	≤-11.96	PASS
		1000~26500	8.04	-50.35	≤-11.96	PASS
	2462	30~1000	7.92	-55.88	≤-12.08	PASS
		1000~26500	7.92	-50.68	≤-12.08	PASS



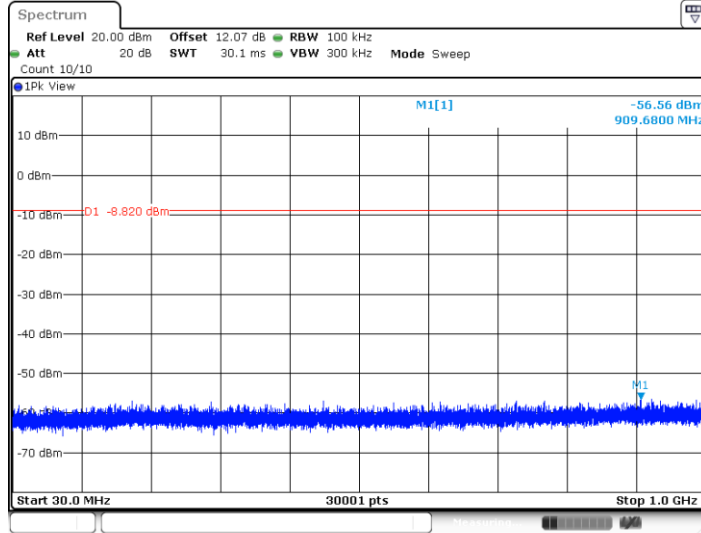
Test Graphs





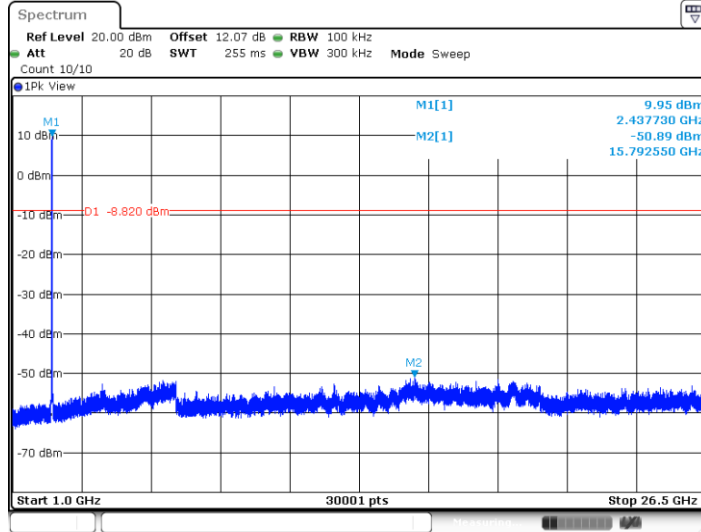


11B\_2437\_30~1000



Date: 14 AUG. 2023 13:39:50

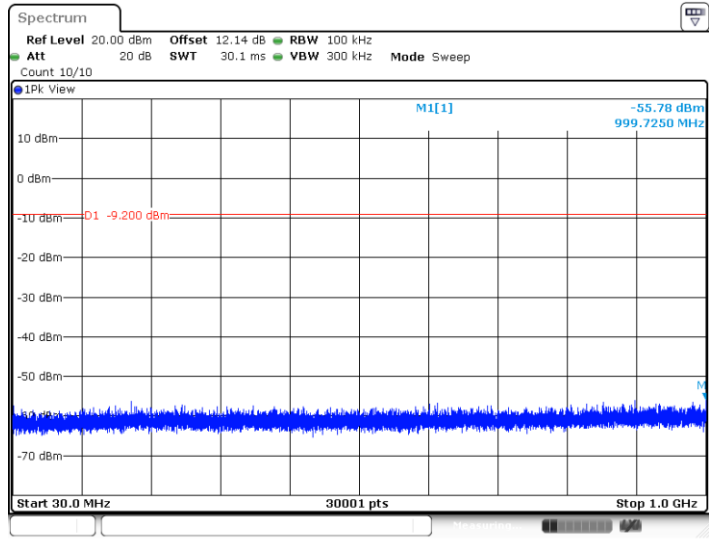
11B\_2437\_1000~26500



Date: 14 AUG. 2023 13:40:05

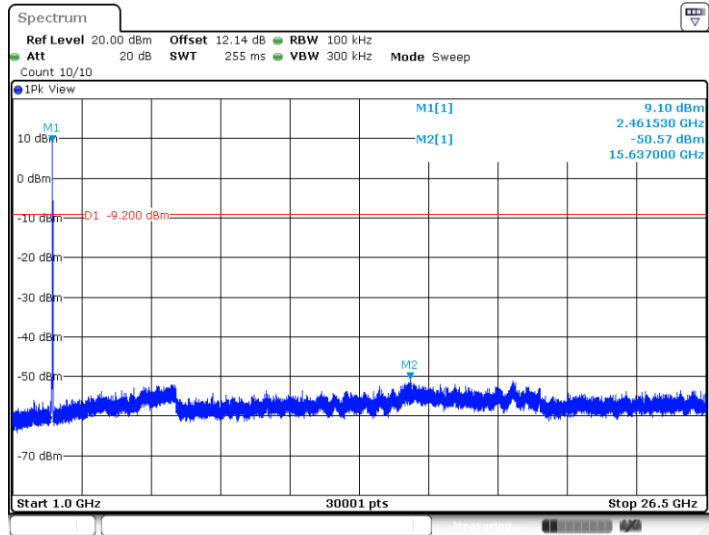


11B\_2462\_30~1000



Date: 14 AUG.2023 13:41:10

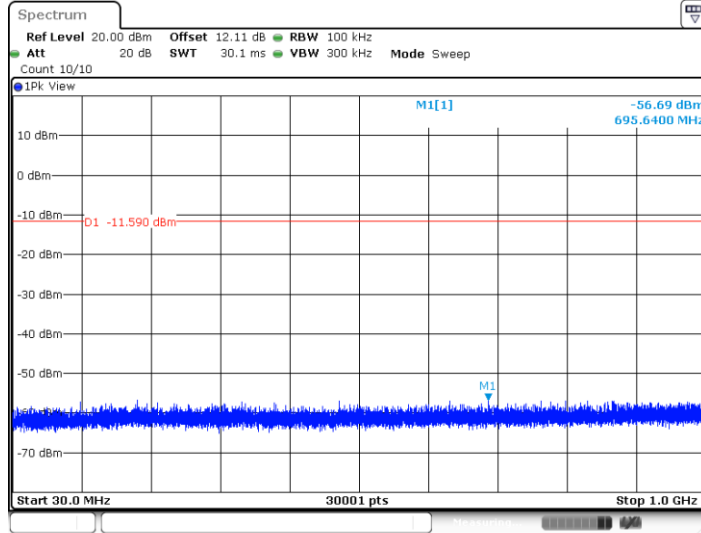
11B\_2462\_1000~26500



Date: 14 AUG.2023 13:41:25

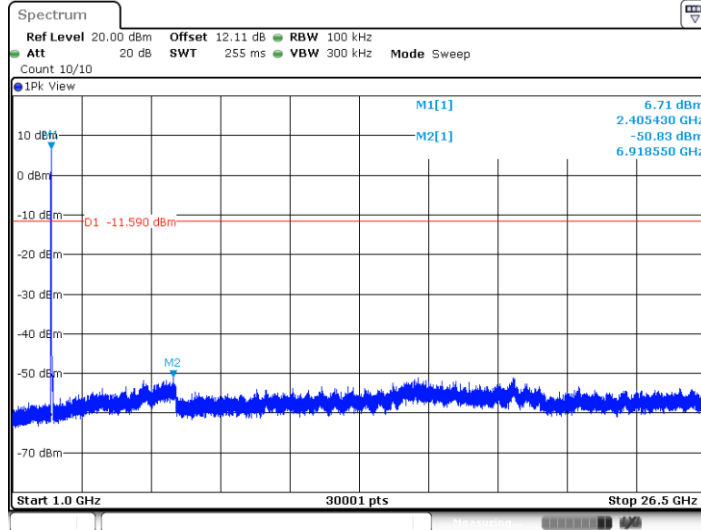


11G\_2412\_30~1000



Date: 14 AUG.2023 13:42:21

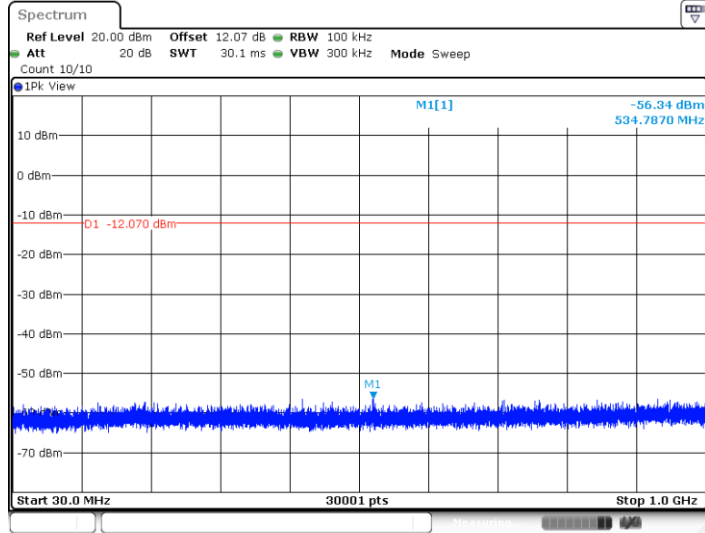
11G\_2412\_1000~26500



Date: 14 AUG.2023 13:42:37

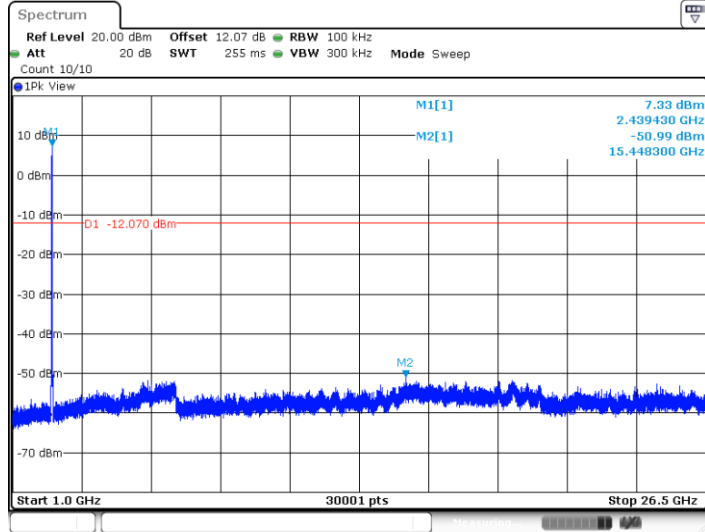


11G\_2437\_30~1000



Date: 14 AUG. 2023 13:43:18

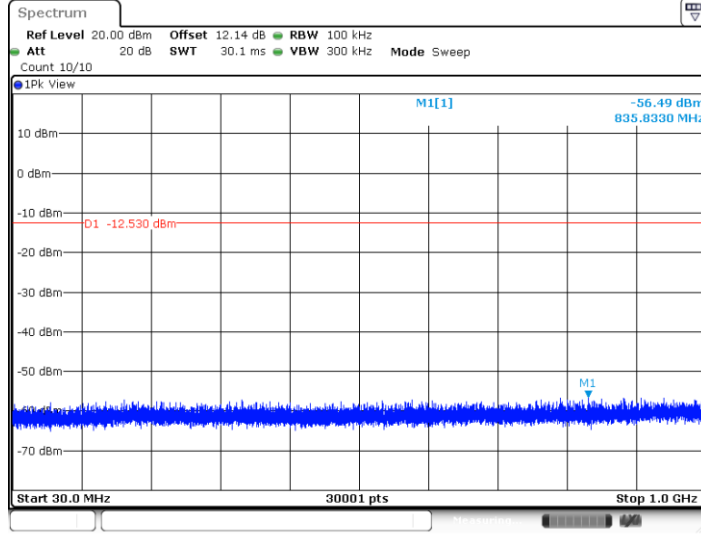
11G\_2437\_1000~26500



Date: 14 AUG. 2023 13:43:33

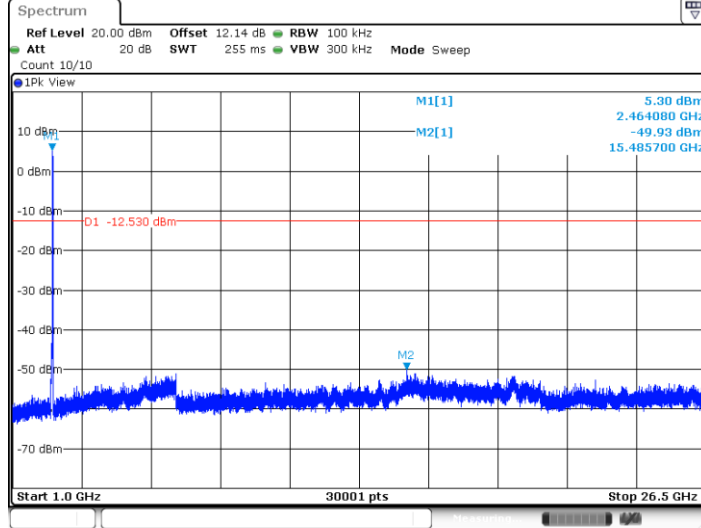


11G\_2462\_30~1000



Date: 14 AUG. 2023 13:44:29

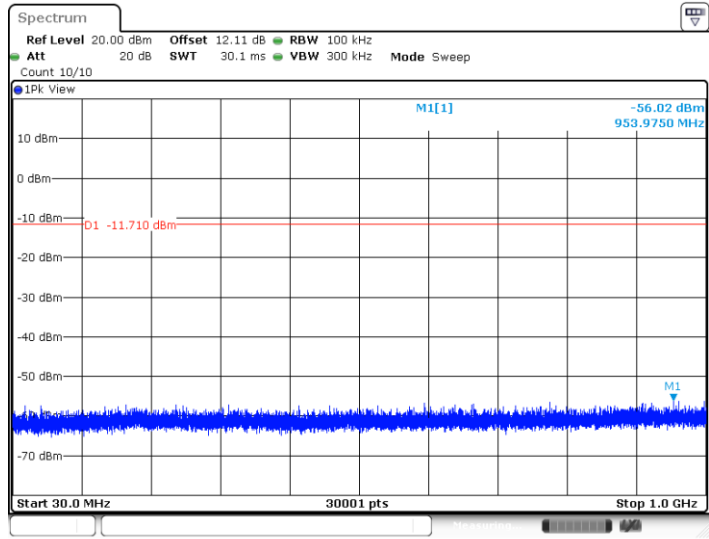
11G\_2462\_1000~26500



Date: 14 AUG. 2023 13:44:44

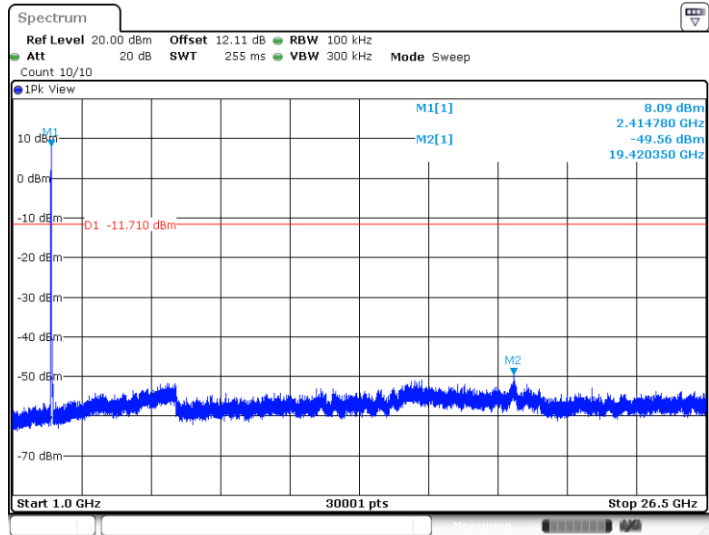


11N20SISO\_2412\_30~1000



Date: 14 AUG. 2023 13:45:54

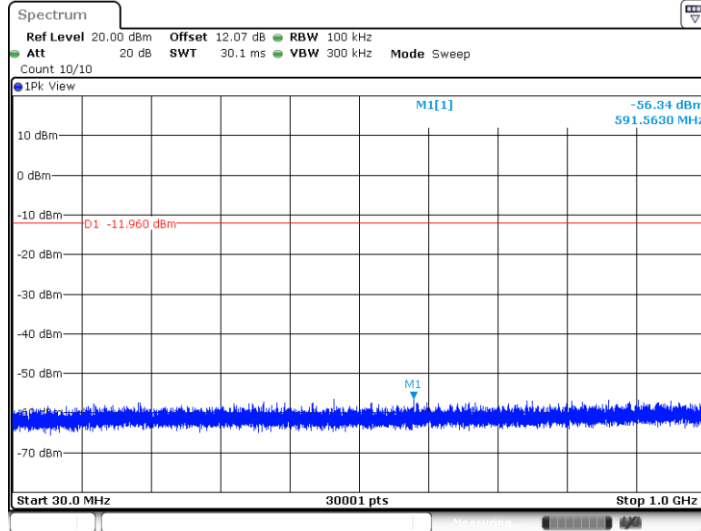
11N20SISO\_2412\_1000~26500



Date: 14 AUG. 2023 13:46:09

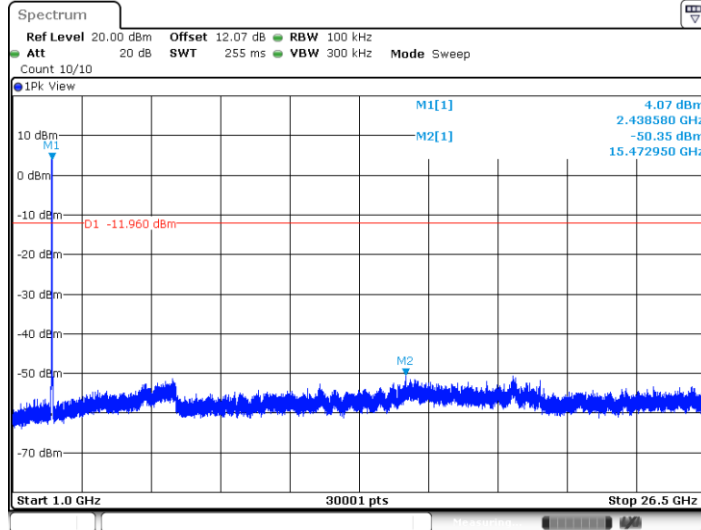


11N20SISO\_2437\_30~1000



Date: 14 AUG. 2023 13:46:49

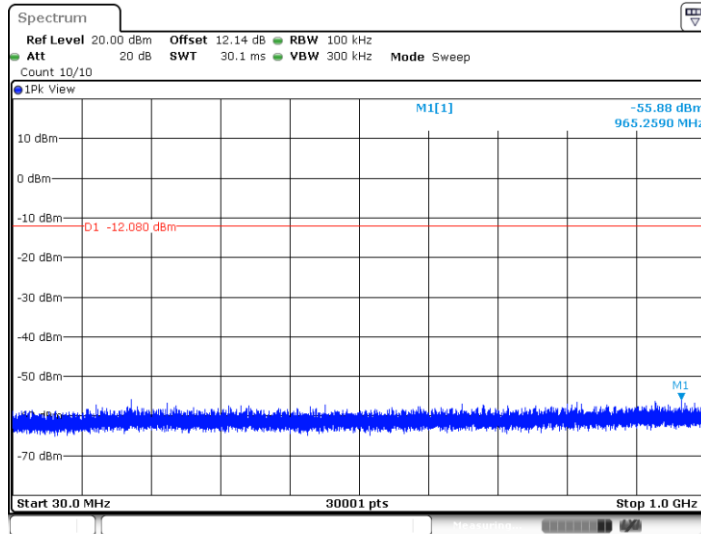
11N20SISO\_2437\_1000~26500



Date: 14 AUG. 2023 13:47:05

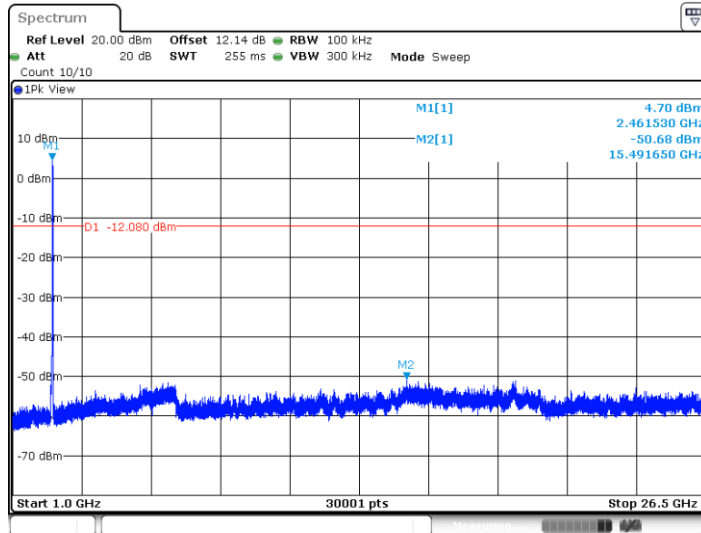


11N20SISO\_2462\_30~1000



Date: 14 AUG. 2023 13:48:08

11N20SISO\_2462\_1000~26500



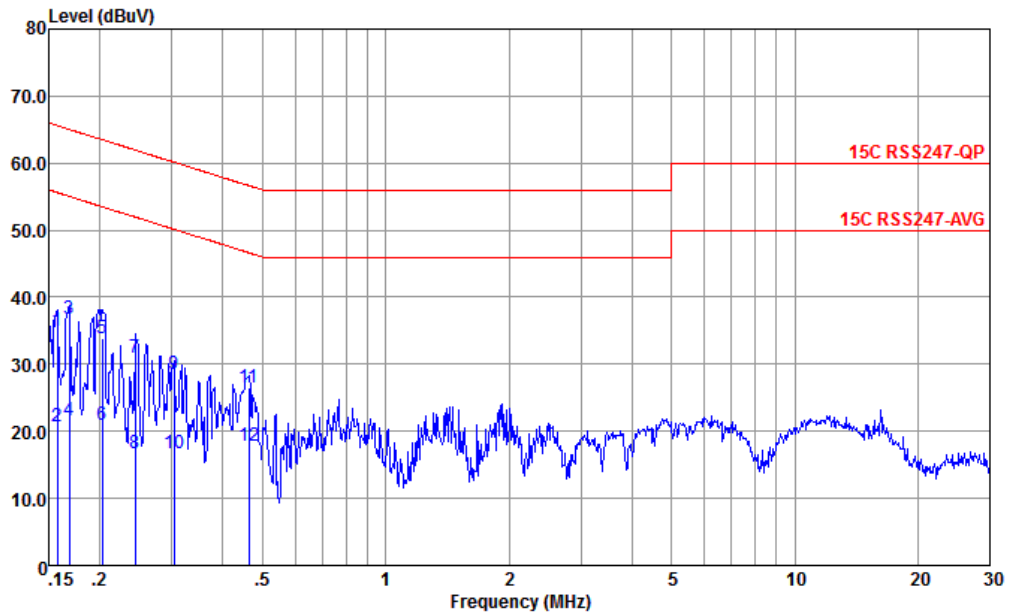
Date: 14 AUG. 2023 13:48:23





## Appendix B. AC Conducted Emission Test Results

Test Engineer :	Amos Zhang	Temperature :	25.3~26.2°C
		Relative Humidity :	38~40%
Test Voltage :	120Vac / 60Hz	Phase :	Line
Remark :	All emissions not reported here are more than 10 dB below the prescribed limit.		

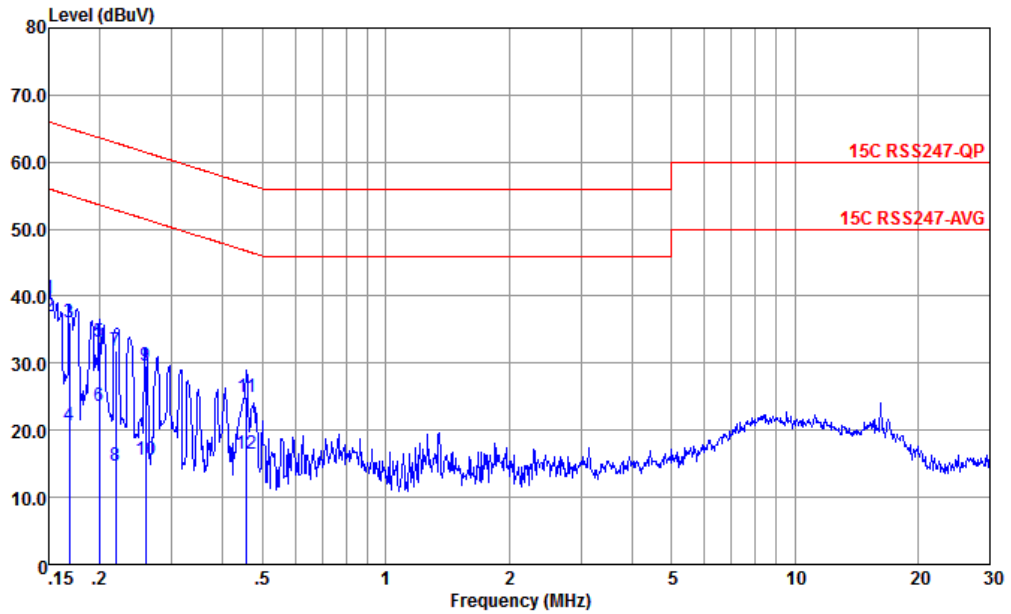


Site : CO01-KS  
 Condition : 15C RSS247-QP LISN-060105-L 2023 LINE

	Freq	Level	Over	Limit	Read	LISN	Cable	Remark
	MHz	dBuV	Limit	Line	Level	Factor	Loss	
			dB	dBuV	dBuV	dB	dB	
1	0.157	35.07	-30.53	65.60	24.59	0.05	10.43	QP
2	0.157	20.67	-34.93	55.60	10.19	0.05	10.43	Average
3 *	0.169	36.67	-28.36	65.03	26.20	0.04	10.43	QP
4	0.169	21.67	-33.36	55.03	11.20	0.04	10.43	Average
5	0.203	33.95	-29.54	63.49	23.50	0.03	10.42	QP
6	0.203	20.95	-32.54	53.49	10.50	0.03	10.42	Average
7	0.244	30.92	-31.03	61.95	20.49	0.04	10.39	QP
8	0.244	16.72	-35.23	51.95	6.29	0.04	10.39	Average
9	0.303	28.59	-31.56	60.15	18.20	0.04	10.35	QP
10	0.303	16.69	-33.46	50.15	6.30	0.04	10.35	Average
11	0.464	26.52	-30.11	56.63	16.30	-0.02	10.24	QP
12	0.464	17.82	-28.81	46.63	7.60	-0.02	10.24	Average



Test Engineer :	Amos Zhang	Temperature :	25.3~26.2°C
		Relative Humidity :	38~40%
Test Voltage :	120Vac / 60Hz	Phase :	Neutral
Remark :	All emissions not reported here are more than 10 dB below the prescribed limit.		



Site : CO01-KS  
 Condition : 15C RSS247-QP LISN-060105-L 2023 NEUTRAL

	Freq	Level	Over Limit	Limit Line	Read Level	LISN Factor	Cable Loss	Remark
	MHz	dBuV	dB	dBuV	dBuV	dB	dB	
1	0.150	39.63	-26.37	66.00	29.20	0.00	10.43	QP
2 *	0.150	36.93	-19.07	56.00	26.50	0.00	10.43	Average
3	0.169	36.03	-29.00	65.03	25.60	0.00	10.43	QP
4	0.169	20.63	-34.40	55.03	10.20	0.00	10.43	Average
5	0.200	33.22	-30.40	63.62	22.80	0.00	10.42	QP
6	0.200	23.72	-29.90	53.62	13.30	0.00	10.42	Average
7	0.219	31.90	-30.98	62.88	21.50	0.00	10.40	QP
8	0.219	14.70	-38.18	52.88	4.30	0.00	10.40	Average
9	0.259	29.58	-31.89	61.47	19.20	0.00	10.38	QP
10	0.259	15.58	-35.89	51.47	5.20	0.00	10.38	Average
11	0.456	25.05	-31.71	56.76	14.80	0.00	10.25	QP
12	0.456	16.55	-30.21	46.76	6.30	0.00	10.25	Average

Note:

- Level(dBμV) = Read Level(dBμV) + LISN Factor(dB) + Cable Loss(dB)
- Over Limit(dB) = Level(dBμV) – Limit Line(dBμV)



### Appendix C. Radiated Spurious Emission Test Data

Test Engineer :	Ryan Xu	Relative Humidity :	41~ 42%
		Temperature :	22 ~ 23°C

#### Radiated Spurious Emission Test Modes

Mode	Band (MHz)	Antenna	Modulation	Channel	Frequency	Data Rate	Remark
Mode 1	2400-2483.5	2	802.11b	01	2412	1Mbps	-
Mode 2	2400-2483.5	2	802.11b	06	2437	1Mbps	-
Mode 3	2400-2483.5	2	802.11b	11	2462	1Mbps	-
Mode 4	2400-2483.5	2	802.11g	01	2412	6Mbps	-
Mode 5	2400-2483.5	2	802.11g	06	2437	6Mbps	-
Mode 6	2400-2483.5	2	802.11g	11	2462	6Mbps	-
Mode 7	2400-2483.5	2	802.11n HT20	01	2412	MCS0	-
	2400-2483.5	2	802.11n HT20	01	2412	MCS0	LF
Mode 8	2400-2483.5	2	802.11n HT20	06	2437	MCS0	-
Mode 9	2400-2483.5	2	802.11n HT20	11	2462	MCS0	-
Mode 10	2400-2483.5	2	802.11n HT20	01	2412	MCS0	-
	LTE Band 13 (BW=5M) Link						



Summary of each worse mode

Mode	Modulation	Ch.	Freq. (MHz)	Level (dBUV/m)	Limit (dBUV/m)	Margin (dB)	Pol.	Peak Avg.	Result	Remark
1	802.11b	01	2387.61	42.83	54.00	-11.17	V	AVERAGE	Pass	Band Edge
	802.11b	01	7245.00	52.98	78.48	-25.5	H	PEAK	Pass	Harmonic
2	802.11b	06	-	-	-	-	-	-	-	Band Edge
	802.11b	06	7311.00	47.44	54.00	-6.56	H	AVERAGE	Pass	Harmonic
3	802.11b	11	2483.51	43.77	54.00	-10.23	V	AVERAGE	Pass	Band Edge
	802.11b	11	7386.00	46.54	54.00	-7.46	H	AVERAGE	Pass	Harmonic
4	802.11g	01	2389.95	46.09	54.00	-7.91	V	AVERAGE	Pass	Band Edge
	802.11g	01	4824.00	42.56	74.00	-31.44	V	PEAK	Pass	Harmonic
5	802.11g	06	-	-	-	-	-	-	-	Band Edge
	802.11g	06	7311.00	41.79	54.00	-12.21	V	AVERAGE	Pass	Harmonic
6	802.11g	11	2483.51	50.69	54.00	-3.31	V	AVERAGE	Pass	Band Edge
	802.11g	11	7386.00	47.39	74.00	-26.61	V	Peak	Pass	Harmonic
7	802.11n HT20	01	2389.95	50.85	54.00	-3.15	V	AVERAGE	Pass	Band Edge
	802.11n HT20	01	7245.00	53.22	76.23	-23.01	V	PEAK	Pass	Harmonic
	802.11n HT20	01	53.28	29.68	40.00	-10.32	V	Peak	Pass	LF
8	802.11n HT20	06	-	-	-	-	-	-	-	Band Edge
	802.11n HT20	06	7311.00	39.38	54.00	-14.62	V	AVERAGE	Pass	Harmonic
9	802.11n HT20	11	2483.51	50.68	54.00	-3.32	H	Peak	Pass	Band Edge
	802.11n HT20	11	7386.00	47.49	74.00	-26.51	V	PEAK	Pass	Harmonic
10	802.11n HT20	01	2389.95	50.54	54.00	-3.46	V	Average	Pass	Band Edge
	802.11n HT20	01	4005.00	45.77	74.00	-28.23	H	Peak	Pass	Harmonic



Mode	1																																																																																	
	Band Edge																																																																																	
	2400-2483.5_802.11b_CH01_2412MHz																																																																																	
ANT	2																																																																																	
Pol.	Horizontal	Fundamental																																																																																
Peak	<table border="1"> <thead> <tr> <th>Limit</th> <th>Read</th> <th>Ant</th> <th>Cable</th> <th>Preamp</th> <th>Aux</th> <th>APos</th> <th>TPos</th> <th>Remark</th> </tr> <tr> <th>Freq</th> <th>Level</th> <th>Line</th> <th>Margin</th> <th>Level</th> <th>Factor</th> <th>Loss</th> <th>Factor</th> <th>Factor</th> </tr> <tr> <th>MHz</th> <th>dBuV/m</th> <th>dBuV/m</th> <th>dB</th> <th>dBuV</th> <th>dB/m</th> <th>dB</th> <th>dB</th> <th>dB</th> </tr> </thead> <tbody> <tr> <td>1</td> <td>2366.16</td> <td>55.07</td> <td>74.00</td> <td>-18.93</td> <td>43.67</td> <td>31.73</td> <td>6.57</td> <td>32.90</td> <td>6.00</td> <td>170</td> <td>174</td> <td>PEAK</td> </tr> </tbody> </table>	Limit	Read	Ant	Cable	Preamp	Aux	APos	TPos	Remark	Freq	Level	Line	Margin	Level	Factor	Loss	Factor	Factor	MHz	dBuV/m	dBuV/m	dB	dBuV	dB/m	dB	dB	dB	1	2366.16	55.07	74.00	-18.93	43.67	31.73	6.57	32.90	6.00	170	174	PEAK	<table border="1"> <thead> <tr> <th>Limit</th> <th>Read</th> <th>Ant</th> <th>Cable</th> <th>Preamp</th> <th>Aux</th> <th>APos</th> <th>TPos</th> <th>Remark</th> </tr> <tr> <th>Freq</th> <th>Level</th> <th>Line</th> <th>Margin</th> <th>Level</th> <th>Factor</th> <th>Loss</th> <th>Factor</th> <th>Factor</th> </tr> <tr> <th>MHz</th> <th>dBuV/m</th> <th>dBuV/m</th> <th>dB</th> <th>dBuV</th> <th>dB/m</th> <th>dB</th> <th>dB</th> <th>dB</th> </tr> </thead> <tbody> <tr> <td>1</td> <td>2412.00</td> <td>104.01</td> <td>-----</td> <td>-----</td> <td>91.92</td> <td>32.27</td> <td>6.63</td> <td>32.81</td> <td>6.00</td> <td>170</td> <td>174</td> <td>PEAK</td> </tr> </tbody> </table>	Limit	Read	Ant	Cable	Preamp	Aux	APos	TPos	Remark	Freq	Level	Line	Margin	Level	Factor	Loss	Factor	Factor	MHz	dBuV/m	dBuV/m	dB	dBuV	dB/m	dB	dB	dB	1	2412.00	104.01	-----	-----	91.92	32.27	6.63	32.81	6.00	170	174	PEAK
	Limit	Read	Ant	Cable	Preamp	Aux	APos	TPos	Remark																																																																									
Freq	Level	Line	Margin	Level	Factor	Loss	Factor	Factor																																																																										
MHz	dBuV/m	dBuV/m	dB	dBuV	dB/m	dB	dB	dB																																																																										
1	2366.16	55.07	74.00	-18.93	43.67	31.73	6.57	32.90	6.00	170	174	PEAK																																																																						
Limit	Read	Ant	Cable	Preamp	Aux	APos	TPos	Remark																																																																										
Freq	Level	Line	Margin	Level	Factor	Loss	Factor	Factor																																																																										
MHz	dBuV/m	dBuV/m	dB	dBuV	dB/m	dB	dB	dB																																																																										
1	2412.00	104.01	-----	-----	91.92	32.27	6.63	32.81	6.00	170	174	PEAK																																																																						
Avg	<table border="1"> <thead> <tr> <th>Limit</th> <th>Read</th> <th>Ant</th> <th>Cable</th> <th>Preamp</th> <th>Aux</th> <th>APos</th> <th>TPos</th> <th>Remark</th> </tr> <tr> <th>Freq</th> <th>Level</th> <th>Line</th> <th>Margin</th> <th>Level</th> <th>Factor</th> <th>Loss</th> <th>Factor</th> <th>Factor</th> </tr> <tr> <th>MHz</th> <th>dBuV/m</th> <th>dBuV/m</th> <th>dB</th> <th>dBuV</th> <th>dB/m</th> <th>dB</th> <th>dB</th> <th>dB</th> </tr> </thead> <tbody> <tr> <td>1</td> <td>2389.69</td> <td>42.57</td> <td>54.00</td> <td>-11.43</td> <td>30.77</td> <td>32.06</td> <td>6.60</td> <td>32.86</td> <td>6.00</td> <td>170</td> <td>174</td> <td>AVERAGE</td> </tr> </tbody> </table>	Limit	Read	Ant	Cable	Preamp	Aux	APos	TPos	Remark	Freq	Level	Line	Margin	Level	Factor	Loss	Factor	Factor	MHz	dBuV/m	dBuV/m	dB	dBuV	dB/m	dB	dB	dB	1	2389.69	42.57	54.00	-11.43	30.77	32.06	6.60	32.86	6.00	170	174	AVERAGE	<table border="1"> <thead> <tr> <th>Limit</th> <th>Read</th> <th>Ant</th> <th>Cable</th> <th>Preamp</th> <th>Aux</th> <th>APos</th> <th>TPos</th> <th>Remark</th> </tr> <tr> <th>Freq</th> <th>Level</th> <th>Line</th> <th>Margin</th> <th>Level</th> <th>Factor</th> <th>Loss</th> <th>Factor</th> <th>Factor</th> </tr> <tr> <th>MHz</th> <th>dBuV/m</th> <th>dBuV/m</th> <th>dB</th> <th>dBuV</th> <th>dB/m</th> <th>dB</th> <th>dB</th> <th>dB</th> </tr> </thead> <tbody> <tr> <td>1</td> <td>2412.00</td> <td>99.34</td> <td>-----</td> <td>-----</td> <td>87.25</td> <td>32.27</td> <td>6.63</td> <td>32.81</td> <td>6.00</td> <td>170</td> <td>174</td> <td>AVERAGE</td> </tr> </tbody> </table>	Limit	Read	Ant	Cable	Preamp	Aux	APos	TPos	Remark	Freq	Level	Line	Margin	Level	Factor	Loss	Factor	Factor	MHz	dBuV/m	dBuV/m	dB	dBuV	dB/m	dB	dB	dB	1	2412.00	99.34	-----	-----	87.25	32.27	6.63	32.81	6.00	170	174	AVERAGE
Limit	Read	Ant	Cable	Preamp	Aux	APos	TPos	Remark																																																																										
Freq	Level	Line	Margin	Level	Factor	Loss	Factor	Factor																																																																										
MHz	dBuV/m	dBuV/m	dB	dBuV	dB/m	dB	dB	dB																																																																										
1	2389.69	42.57	54.00	-11.43	30.77	32.06	6.60	32.86	6.00	170	174	AVERAGE																																																																						
Limit	Read	Ant	Cable	Preamp	Aux	APos	TPos	Remark																																																																										
Freq	Level	Line	Margin	Level	Factor	Loss	Factor	Factor																																																																										
MHz	dBuV/m	dBuV/m	dB	dBuV	dB/m	dB	dB	dB																																																																										
1	2412.00	99.34	-----	-----	87.25	32.27	6.63	32.81	6.00	170	174	AVERAGE																																																																						



Mode	1																																																																																	
	Band Edge																																																																																	
	2400-2483.5_802.11b_CH01_2412MHz																																																																																	
ANT	2																																																																																	
Pol.	Vertical	Fundamental																																																																																
Peak	<table border="1"> <thead> <tr> <th>Limit</th> <th>Read</th> <th>Ant</th> <th>Cable</th> <th>Preamp</th> <th>Aux</th> <th>APos</th> <th>TPos</th> <th>Remark</th> </tr> <tr> <th>Freq</th> <th>Level</th> <th>Line Margin</th> <th>Level Factor</th> <th>Loss Factor</th> <th>Factor</th> <th>Factor</th> <th>Factor</th> <th></th> </tr> <tr> <th>MHz</th> <th>dBuV/m</th> <th>dBuV/m</th> <th>dB</th> <th>dBuV</th> <th>dB/m</th> <th>dB</th> <th>dB</th> <th>cm</th> <th>deg</th> </tr> </thead> <tbody> <tr> <td>1</td> <td>2388.00</td> <td>54.97</td> <td>74.00</td> <td>-19.03</td> <td>43.20</td> <td>32.03</td> <td>6.60</td> <td>32.86</td> <td>6.00</td> <td>100</td> <td>74 PEAK</td> </tr> </tbody> </table>	Limit	Read	Ant	Cable	Preamp	Aux	APos	TPos	Remark	Freq	Level	Line Margin	Level Factor	Loss Factor	Factor	Factor	Factor		MHz	dBuV/m	dBuV/m	dB	dBuV	dB/m	dB	dB	cm	deg	1	2388.00	54.97	74.00	-19.03	43.20	32.03	6.60	32.86	6.00	100	74 PEAK	<table border="1"> <thead> <tr> <th>Limit</th> <th>Read</th> <th>Ant</th> <th>Cable</th> <th>Preamp</th> <th>Aux</th> <th>APos</th> <th>TPos</th> <th>Remark</th> </tr> <tr> <th>Freq</th> <th>Level</th> <th>Line Margin</th> <th>Level Factor</th> <th>Loss Factor</th> <th>Factor</th> <th>Factor</th> <th>Factor</th> <th></th> </tr> <tr> <th>MHz</th> <th>dBuV/m</th> <th>dBuV/m</th> <th>dB</th> <th>dBuV</th> <th>dB/m</th> <th>dB</th> <th>dB</th> <th>cm</th> <th>deg</th> </tr> </thead> <tbody> <tr> <td>1</td> <td>2412.00</td> <td>106.24</td> <td>-----</td> <td>-----</td> <td>94.15</td> <td>32.27</td> <td>6.63</td> <td>32.81</td> <td>6.00</td> <td>100</td> <td>74 PEAK</td> </tr> </tbody> </table>	Limit	Read	Ant	Cable	Preamp	Aux	APos	TPos	Remark	Freq	Level	Line Margin	Level Factor	Loss Factor	Factor	Factor	Factor		MHz	dBuV/m	dBuV/m	dB	dBuV	dB/m	dB	dB	cm	deg	1	2412.00	106.24	-----	-----	94.15	32.27	6.63	32.81	6.00	100	74 PEAK
	Limit	Read	Ant	Cable	Preamp	Aux	APos	TPos	Remark																																																																									
Freq	Level	Line Margin	Level Factor	Loss Factor	Factor	Factor	Factor																																																																											
MHz	dBuV/m	dBuV/m	dB	dBuV	dB/m	dB	dB	cm	deg																																																																									
1	2388.00	54.97	74.00	-19.03	43.20	32.03	6.60	32.86	6.00	100	74 PEAK																																																																							
Limit	Read	Ant	Cable	Preamp	Aux	APos	TPos	Remark																																																																										
Freq	Level	Line Margin	Level Factor	Loss Factor	Factor	Factor	Factor																																																																											
MHz	dBuV/m	dBuV/m	dB	dBuV	dB/m	dB	dB	cm	deg																																																																									
1	2412.00	106.24	-----	-----	94.15	32.27	6.63	32.81	6.00	100	74 PEAK																																																																							
Avg	<table border="1"> <thead> <tr> <th>Limit</th> <th>Read</th> <th>Ant</th> <th>Cable</th> <th>Preamp</th> <th>Aux</th> <th>APos</th> <th>TPos</th> <th>Remark</th> </tr> <tr> <th>Freq</th> <th>Level</th> <th>Line Margin</th> <th>Level Factor</th> <th>Loss Factor</th> <th>Factor</th> <th>Factor</th> <th>Factor</th> <th></th> </tr> <tr> <th>MHz</th> <th>dBuV/m</th> <th>dBuV/m</th> <th>dB</th> <th>dBuV</th> <th>dB/m</th> <th>dB</th> <th>dB</th> <th>cm</th> <th>deg</th> </tr> </thead> <tbody> <tr> <td>1</td> <td>2387.61</td> <td>42.83</td> <td>54.00</td> <td>-11.17</td> <td>31.06</td> <td>32.03</td> <td>6.60</td> <td>32.86</td> <td>6.00</td> <td>100</td> <td>74 AVERAGE</td> </tr> </tbody> </table>	Limit	Read	Ant	Cable	Preamp	Aux	APos	TPos	Remark	Freq	Level	Line Margin	Level Factor	Loss Factor	Factor	Factor	Factor		MHz	dBuV/m	dBuV/m	dB	dBuV	dB/m	dB	dB	cm	deg	1	2387.61	42.83	54.00	-11.17	31.06	32.03	6.60	32.86	6.00	100	74 AVERAGE	<table border="1"> <thead> <tr> <th>Limit</th> <th>Read</th> <th>Ant</th> <th>Cable</th> <th>Preamp</th> <th>Aux</th> <th>APos</th> <th>TPos</th> <th>Remark</th> </tr> <tr> <th>Freq</th> <th>Level</th> <th>Line Margin</th> <th>Level Factor</th> <th>Loss Factor</th> <th>Factor</th> <th>Factor</th> <th>Factor</th> <th></th> </tr> <tr> <th>MHz</th> <th>dBuV/m</th> <th>dBuV/m</th> <th>dB</th> <th>dBuV</th> <th>dB/m</th> <th>dB</th> <th>dB</th> <th>cm</th> <th>deg</th> </tr> </thead> <tbody> <tr> <td>1</td> <td>2412.00</td> <td>101.65</td> <td>-----</td> <td>-----</td> <td>89.56</td> <td>32.27</td> <td>6.63</td> <td>32.81</td> <td>6.00</td> <td>100</td> <td>74 AVERAGE</td> </tr> </tbody> </table>	Limit	Read	Ant	Cable	Preamp	Aux	APos	TPos	Remark	Freq	Level	Line Margin	Level Factor	Loss Factor	Factor	Factor	Factor		MHz	dBuV/m	dBuV/m	dB	dBuV	dB/m	dB	dB	cm	deg	1	2412.00	101.65	-----	-----	89.56	32.27	6.63	32.81	6.00	100	74 AVERAGE
Limit	Read	Ant	Cable	Preamp	Aux	APos	TPos	Remark																																																																										
Freq	Level	Line Margin	Level Factor	Loss Factor	Factor	Factor	Factor																																																																											
MHz	dBuV/m	dBuV/m	dB	dBuV	dB/m	dB	dB	cm	deg																																																																									
1	2387.61	42.83	54.00	-11.17	31.06	32.03	6.60	32.86	6.00	100	74 AVERAGE																																																																							
Limit	Read	Ant	Cable	Preamp	Aux	APos	TPos	Remark																																																																										
Freq	Level	Line Margin	Level Factor	Loss Factor	Factor	Factor	Factor																																																																											
MHz	dBuV/m	dBuV/m	dB	dBuV	dB/m	dB	dB	cm	deg																																																																									
1	2412.00	101.65	-----	-----	89.56	32.27	6.63	32.81	6.00	100	74 AVERAGE																																																																							



Mode	1																																																																																																								
	Harmonic																																																																																																								
	2400-2483.5_802.11b_CH01_2412MHz																																																																																																								
ANT	2																																																																																																								
Pol.	Horizontal	Vertical																																																																																																							
Peak Avg																																																																																																									
	<table border="1"> <thead> <tr> <th></th> <th>Limit</th> <th>Read</th> <th>Ant</th> <th>Cable</th> <th>Preamp</th> <th>Aux</th> <th>APos</th> <th>TPos</th> <th></th> </tr> <tr> <th>Freq</th> <th>Level</th> <th>Line</th> <th>Margin</th> <th>Level</th> <th>Factor</th> <th>Loss</th> <th>Factor</th> <th>Factor</th> <th>Remark</th> </tr> <tr> <th>MHz</th> <th>dBuV/m</th> <th>dBuV/m</th> <th>dB</th> <th>dBuV</th> <th>dB/m</th> <th>dB</th> <th>dB</th> <th>dB</th> <th>cm</th> </tr> </thead> <tbody> <tr> <td>1</td> <td>4824.00</td> <td>42.76</td> <td>74.00</td> <td>-31.24</td> <td>60.78</td> <td>34.20</td> <td>9.47</td> <td>61.69</td> <td>0.00</td> <td>--- --- PEAK</td> </tr> <tr> <td>2</td> <td>7245.00</td> <td>52.98</td> <td>78.48</td> <td>-25.50</td> <td>65.91</td> <td>35.78</td> <td>11.66</td> <td>60.37</td> <td>0.00</td> <td>--- --- Peak</td> </tr> </tbody> </table>		Limit	Read	Ant	Cable	Preamp	Aux	APos	TPos		Freq	Level	Line	Margin	Level	Factor	Loss	Factor	Factor	Remark	MHz	dBuV/m	dBuV/m	dB	dBuV	dB/m	dB	dB	dB	cm	1	4824.00	42.76	74.00	-31.24	60.78	34.20	9.47	61.69	0.00	--- --- PEAK	2	7245.00	52.98	78.48	-25.50	65.91	35.78	11.66	60.37	0.00	--- --- Peak	<table border="1"> <thead> <tr> <th></th> <th>Limit</th> <th>Read</th> <th>Ant</th> <th>Cable</th> <th>Preamp</th> <th>Aux</th> <th>APos</th> <th>TPos</th> <th></th> </tr> <tr> <th>Freq</th> <th>Level</th> <th>Line</th> <th>Margin</th> <th>Level</th> <th>Factor</th> <th>Loss</th> <th>Factor</th> <th>Factor</th> <th>Remark</th> </tr> <tr> <th>MHz</th> <th>dBuV/m</th> <th>dBuV/m</th> <th>dB</th> <th>dBuV</th> <th>dB/m</th> <th>dB</th> <th>dB</th> <th>dB</th> <th>cm</th> </tr> </thead> <tbody> <tr> <td>1</td> <td>4824.00</td> <td>42.76</td> <td>74.00</td> <td>-31.24</td> <td>60.78</td> <td>34.20</td> <td>9.47</td> <td>61.69</td> <td>0.00</td> <td>--- --- PEAK</td> </tr> <tr> <td>2</td> <td>7245.00</td> <td>52.33</td> <td>81.70</td> <td>-29.37</td> <td>65.26</td> <td>35.78</td> <td>11.66</td> <td>60.37</td> <td>0.00</td> <td>--- --- Peak</td> </tr> </tbody> </table>		Limit	Read	Ant	Cable	Preamp	Aux	APos	TPos		Freq	Level	Line	Margin	Level	Factor	Loss	Factor	Factor	Remark	MHz	dBuV/m	dBuV/m	dB	dBuV	dB/m	dB	dB	dB	cm	1	4824.00	42.76	74.00	-31.24	60.78	34.20	9.47	61.69	0.00	--- --- PEAK	2	7245.00	52.33	81.70	-29.37	65.26	35.78	11.66	60.37	0.00
	Limit	Read	Ant	Cable	Preamp	Aux	APos	TPos																																																																																																	
Freq	Level	Line	Margin	Level	Factor	Loss	Factor	Factor	Remark																																																																																																
MHz	dBuV/m	dBuV/m	dB	dBuV	dB/m	dB	dB	dB	cm																																																																																																
1	4824.00	42.76	74.00	-31.24	60.78	34.20	9.47	61.69	0.00	--- --- PEAK																																																																																															
2	7245.00	52.98	78.48	-25.50	65.91	35.78	11.66	60.37	0.00	--- --- Peak																																																																																															
	Limit	Read	Ant	Cable	Preamp	Aux	APos	TPos																																																																																																	
Freq	Level	Line	Margin	Level	Factor	Loss	Factor	Factor	Remark																																																																																																
MHz	dBuV/m	dBuV/m	dB	dBuV	dB/m	dB	dB	dB	cm																																																																																																
1	4824.00	42.76	74.00	-31.24	60.78	34.20	9.47	61.69	0.00	--- --- PEAK																																																																																															
2	7245.00	52.33	81.70	-29.37	65.26	35.78	11.66	60.37	0.00	--- --- Peak																																																																																															



Mode	2																																																																																																																																					
	Harmonic																																																																																																																																					
	2400-2483.5_802.11b_CH06_2437MHz																																																																																																																																					
ANT	2																																																																																																																																					
Pol.	Horizontal	Vertical																																																																																																																																				
Peak Avg	<table border="1"> <thead> <tr> <th>Limit</th> <th>Read</th> <th>Ant</th> <th>Cable</th> <th>Preamp</th> <th>Aux</th> <th>APos</th> <th>TPos</th> <th>Remark</th> </tr> <tr> <th>Freq</th> <th>Level</th> <th>Line</th> <th>Margin</th> <th>Level</th> <th>Factor</th> <th>Loss</th> <th>Factor</th> <th>Factor</th> </tr> <tr> <th>MHz</th> <th>dBuV/m</th> <th>dBuV/m</th> <th>dB</th> <th>dBuV</th> <th>dB/m</th> <th>dB</th> <th>dB</th> <th>dB</th> </tr> </thead> <tbody> <tr> <td>1</td> <td>4874.00</td> <td>41.57</td> <td>74.00</td> <td>-32.43</td> <td>59.49</td> <td>34.20</td> <td>9.52</td> <td>61.64</td> <td>0.00</td> <td>---</td> <td>---</td> <td>PEAK</td> </tr> <tr> <td>2</td> <td>7311.00</td> <td>52.75</td> <td>74.00</td> <td>-21.25</td> <td>65.89</td> <td>35.64</td> <td>11.69</td> <td>60.47</td> <td>0.00</td> <td>108</td> <td>238</td> <td>PEAK</td> </tr> <tr> <td>3</td> <td>7311.00</td> <td>47.44</td> <td>54.00</td> <td>-6.56</td> <td>60.57</td> <td>35.64</td> <td>11.69</td> <td>60.46</td> <td>0.00</td> <td>108</td> <td>238</td> <td>AVERAGE</td> </tr> </tbody> </table>	Limit	Read	Ant	Cable	Preamp	Aux	APos	TPos	Remark	Freq	Level	Line	Margin	Level	Factor	Loss	Factor	Factor	MHz	dBuV/m	dBuV/m	dB	dBuV	dB/m	dB	dB	dB	1	4874.00	41.57	74.00	-32.43	59.49	34.20	9.52	61.64	0.00	---	---	PEAK	2	7311.00	52.75	74.00	-21.25	65.89	35.64	11.69	60.47	0.00	108	238	PEAK	3	7311.00	47.44	54.00	-6.56	60.57	35.64	11.69	60.46	0.00	108	238	AVERAGE	<table border="1"> <thead> <tr> <th>Limit</th> <th>Read</th> <th>Ant</th> <th>Cable</th> <th>Preamp</th> <th>Aux</th> <th>APos</th> <th>TPos</th> <th>Remark</th> </tr> <tr> <th>Freq</th> <th>Level</th> <th>Line</th> <th>Margin</th> <th>Level</th> <th>Factor</th> <th>Loss</th> <th>Factor</th> <th>Factor</th> </tr> <tr> <th>MHz</th> <th>dBuV/m</th> <th>dBuV/m</th> <th>dB</th> <th>dBuV</th> <th>dB/m</th> <th>dB</th> <th>dB</th> <th>dB</th> </tr> </thead> <tbody> <tr> <td>1</td> <td>4874.00</td> <td>41.86</td> <td>74.00</td> <td>-32.14</td> <td>59.78</td> <td>34.20</td> <td>9.52</td> <td>61.64</td> <td>0.00</td> <td>---</td> <td>---</td> <td>PEAK</td> </tr> <tr> <td>2</td> <td>7311.00</td> <td>51.68</td> <td>74.00</td> <td>-22.32</td> <td>64.82</td> <td>35.64</td> <td>11.69</td> <td>60.47</td> <td>0.00</td> <td>124</td> <td>170</td> <td>PEAK</td> </tr> <tr> <td>3</td> <td>7311.00</td> <td>47.39</td> <td>54.00</td> <td>-6.61</td> <td>60.52</td> <td>35.64</td> <td>11.69</td> <td>60.46</td> <td>0.00</td> <td>124</td> <td>170</td> <td>AVERAGE</td> </tr> </tbody> </table>	Limit	Read	Ant	Cable	Preamp	Aux	APos	TPos	Remark	Freq	Level	Line	Margin	Level	Factor	Loss	Factor	Factor	MHz	dBuV/m	dBuV/m	dB	dBuV	dB/m	dB	dB	dB	1	4874.00	41.86	74.00	-32.14	59.78	34.20	9.52	61.64	0.00	---	---	PEAK	2	7311.00	51.68	74.00	-22.32	64.82	35.64	11.69	60.47	0.00	124	170	PEAK	3	7311.00	47.39	54.00	-6.61	60.52	35.64	11.69	60.46	0.00	124	170	AVERAGE
	Limit	Read	Ant	Cable	Preamp	Aux	APos	TPos	Remark																																																																																																																													
Freq	Level	Line	Margin	Level	Factor	Loss	Factor	Factor																																																																																																																														
MHz	dBuV/m	dBuV/m	dB	dBuV	dB/m	dB	dB	dB																																																																																																																														
1	4874.00	41.57	74.00	-32.43	59.49	34.20	9.52	61.64	0.00	---	---	PEAK																																																																																																																										
2	7311.00	52.75	74.00	-21.25	65.89	35.64	11.69	60.47	0.00	108	238	PEAK																																																																																																																										
3	7311.00	47.44	54.00	-6.56	60.57	35.64	11.69	60.46	0.00	108	238	AVERAGE																																																																																																																										
Limit	Read	Ant	Cable	Preamp	Aux	APos	TPos	Remark																																																																																																																														
Freq	Level	Line	Margin	Level	Factor	Loss	Factor	Factor																																																																																																																														
MHz	dBuV/m	dBuV/m	dB	dBuV	dB/m	dB	dB	dB																																																																																																																														
1	4874.00	41.86	74.00	-32.14	59.78	34.20	9.52	61.64	0.00	---	---	PEAK																																																																																																																										
2	7311.00	51.68	74.00	-22.32	64.82	35.64	11.69	60.47	0.00	124	170	PEAK																																																																																																																										
3	7311.00	47.39	54.00	-6.61	60.52	35.64	11.69	60.46	0.00	124	170	AVERAGE																																																																																																																										





Mode	3																																																																																			
	Band Edge																																																																																			
	2400-2483.5_802.11b_CH11_2462MHz																																																																																			
ANT	2																																																																																			
Pol.	Horizontal	Fundamental																																																																																		
Peak	<table border="1"> <thead> <tr> <th>Limit</th> <th>Read</th> <th>Ant</th> <th>Cable</th> <th>Preamp</th> <th>Aux</th> <th>APos</th> <th>TPos</th> <th>Remark</th> </tr> <tr> <th>Freq</th> <th>Level</th> <th>Line Margin</th> <th>Level Factor</th> <th>Loss Factor</th> <th>Factor</th> <th></th> <th></th> <th></th> </tr> <tr> <th>MHz</th> <th>dBuV/m</th> <th>dBuV/m</th> <th>dB</th> <th>dBuV</th> <th>dB/m</th> <th>dB</th> <th>dB</th> <th>cm</th> <th>deg</th> </tr> </thead> <tbody> <tr> <td>1</td> <td>2498.14</td> <td>55.75</td> <td>74.00</td> <td>-18.25</td> <td>42.70</td> <td>32.89</td> <td>6.75</td> <td>32.59</td> <td>6.00</td> <td>165</td> <td>360</td> <td>PEAK</td> </tr> </tbody> </table>	Limit	Read	Ant	Cable	Preamp	Aux	APos	TPos	Remark	Freq	Level	Line Margin	Level Factor	Loss Factor	Factor				MHz	dBuV/m	dBuV/m	dB	dBuV	dB/m	dB	dB	cm	deg	1	2498.14	55.75	74.00	-18.25	42.70	32.89	6.75	32.59	6.00	165	360	PEAK	<table border="1"> <thead> <tr> <th>Limit</th> <th>Read</th> <th>Ant</th> <th>Cable</th> <th>Preamp</th> <th>Aux</th> <th>APos</th> <th>TPos</th> <th>Remark</th> </tr> <tr> <th>Freq</th> <th>Level</th> <th>Line Margin</th> <th>Level Factor</th> <th>Loss Factor</th> <th>Factor</th> <th></th> <th></th> <th></th> </tr> <tr> <th>MHz</th> <th>dBuV/m</th> <th>dBuV/m</th> <th>dB</th> <th>dBuV</th> <th>dB/m</th> <th>dB</th> <th>dB</th> <th>cm</th> <th>deg</th> </tr> </thead> <tbody> <tr> <td>1</td> <td>2462.00</td> <td>102.04</td> <td>-----</td> <td>-----</td> <td>89.42</td> <td>32.60</td> <td>6.70</td> <td>32.68</td> <td>6.00</td> <td>165</td> <td>360</td> <td>PEAK</td> </tr> </tbody> </table>	Limit	Read	Ant	Cable	Preamp	Aux	APos	TPos	Remark	Freq	Level	Line Margin	Level Factor	Loss Factor	Factor				MHz	dBuV/m	dBuV/m	dB	dBuV	dB/m	dB	dB	cm	deg	1	2462.00	102.04	-----	-----	89.42	32.60	6.70	32.68	6.00	165	360	PEAK
	Limit	Read	Ant	Cable	Preamp	Aux	APos	TPos	Remark																																																																											
Freq	Level	Line Margin	Level Factor	Loss Factor	Factor																																																																															
MHz	dBuV/m	dBuV/m	dB	dBuV	dB/m	dB	dB	cm	deg																																																																											
1	2498.14	55.75	74.00	-18.25	42.70	32.89	6.75	32.59	6.00	165	360	PEAK																																																																								
Limit	Read	Ant	Cable	Preamp	Aux	APos	TPos	Remark																																																																												
Freq	Level	Line Margin	Level Factor	Loss Factor	Factor																																																																															
MHz	dBuV/m	dBuV/m	dB	dBuV	dB/m	dB	dB	cm	deg																																																																											
1	2462.00	102.04	-----	-----	89.42	32.60	6.70	32.68	6.00	165	360	PEAK																																																																								
Avg	<table border="1"> <thead> <tr> <th>Limit</th> <th>Read</th> <th>Ant</th> <th>Cable</th> <th>Preamp</th> <th>Aux</th> <th>APos</th> <th>TPos</th> <th>Remark</th> </tr> <tr> <th>Freq</th> <th>Level</th> <th>Line Margin</th> <th>Level Factor</th> <th>Loss Factor</th> <th>Factor</th> <th></th> <th></th> <th></th> </tr> <tr> <th>MHz</th> <th>dBuV/m</th> <th>dBuV/m</th> <th>dB</th> <th>dBuV</th> <th>dB/m</th> <th>dB</th> <th>dB</th> <th>cm</th> <th>deg</th> </tr> </thead> <tbody> <tr> <td>1</td> <td>2498.90</td> <td>43.59</td> <td>54.00</td> <td>-10.41</td> <td>30.53</td> <td>32.89</td> <td>6.75</td> <td>32.58</td> <td>6.00</td> <td>165</td> <td>360</td> <td>AVERAGE</td> </tr> </tbody> </table>	Limit	Read	Ant	Cable	Preamp	Aux	APos	TPos	Remark	Freq	Level	Line Margin	Level Factor	Loss Factor	Factor				MHz	dBuV/m	dBuV/m	dB	dBuV	dB/m	dB	dB	cm	deg	1	2498.90	43.59	54.00	-10.41	30.53	32.89	6.75	32.58	6.00	165	360	AVERAGE	<table border="1"> <thead> <tr> <th>Limit</th> <th>Read</th> <th>Ant</th> <th>Cable</th> <th>Preamp</th> <th>Aux</th> <th>APos</th> <th>TPos</th> <th>Remark</th> </tr> <tr> <th>Freq</th> <th>Level</th> <th>Line Margin</th> <th>Level Factor</th> <th>Loss Factor</th> <th>Factor</th> <th></th> <th></th> <th></th> </tr> <tr> <th>MHz</th> <th>dBuV/m</th> <th>dBuV/m</th> <th>dB</th> <th>dBuV</th> <th>dB/m</th> <th>dB</th> <th>dB</th> <th>cm</th> <th>deg</th> </tr> </thead> <tbody> <tr> <td>1</td> <td>2462.00</td> <td>98.33</td> <td>-----</td> <td>-----</td> <td>85.69</td> <td>32.61</td> <td>6.71</td> <td>32.68</td> <td>6.00</td> <td>165</td> <td>360</td> <td>AVERAGE</td> </tr> </tbody> </table>	Limit	Read	Ant	Cable	Preamp	Aux	APos	TPos	Remark	Freq	Level	Line Margin	Level Factor	Loss Factor	Factor				MHz	dBuV/m	dBuV/m	dB	dBuV	dB/m	dB	dB	cm	deg	1	2462.00	98.33	-----	-----	85.69	32.61	6.71	32.68	6.00	165	360	AVERAGE
Limit	Read	Ant	Cable	Preamp	Aux	APos	TPos	Remark																																																																												
Freq	Level	Line Margin	Level Factor	Loss Factor	Factor																																																																															
MHz	dBuV/m	dBuV/m	dB	dBuV	dB/m	dB	dB	cm	deg																																																																											
1	2498.90	43.59	54.00	-10.41	30.53	32.89	6.75	32.58	6.00	165	360	AVERAGE																																																																								
Limit	Read	Ant	Cable	Preamp	Aux	APos	TPos	Remark																																																																												
Freq	Level	Line Margin	Level Factor	Loss Factor	Factor																																																																															
MHz	dBuV/m	dBuV/m	dB	dBuV	dB/m	dB	dB	cm	deg																																																																											
1	2462.00	98.33	-----	-----	85.69	32.61	6.71	32.68	6.00	165	360	AVERAGE																																																																								



Mode	3																																																																															
	Band Edge																																																																															
	2400-2483.5_802.11b_CH11_2462MHz																																																																															
ANT	2																																																																															
Pol.	Vertical	Fundamental																																																																														
Peak	<table border="1"> <thead> <tr> <th>Limit</th> <th>Read</th> <th>Ant</th> <th>Cable</th> <th>Preamp</th> <th>Aux</th> <th>APos</th> <th>TPos</th> <th>Remark</th> </tr> <tr> <th>Freq</th> <th>Level</th> <th>Line Margin</th> <th>Level Factor</th> <th>Loss Factor</th> <th>Factor</th> <th>Factor</th> <th></th> <th></th> </tr> <tr> <th>MHz</th> <th>dBuV/m</th> <th>dBuV/m</th> <th>dB</th> <th>dBuV</th> <th>dB/m</th> <th>dB</th> <th>dB</th> <th>cm</th> <th>deg</th> </tr> </thead> <tbody> <tr> <td>1 2483.51</td> <td>56.54</td> <td>74.00</td> <td>-17.46</td> <td>43.67</td> <td>32.77</td> <td>6.73</td> <td>32.63</td> <td>6.00</td> <td>148</td> <td>114 PEAK</td> </tr> </tbody> </table>	Limit	Read	Ant	Cable	Preamp	Aux	APos	TPos	Remark	Freq	Level	Line Margin	Level Factor	Loss Factor	Factor	Factor			MHz	dBuV/m	dBuV/m	dB	dBuV	dB/m	dB	dB	cm	deg	1 2483.51	56.54	74.00	-17.46	43.67	32.77	6.73	32.63	6.00	148	114 PEAK	<table border="1"> <thead> <tr> <th>Limit</th> <th>Read</th> <th>Ant</th> <th>Cable</th> <th>Preamp</th> <th>Aux</th> <th>APos</th> <th>TPos</th> <th>Remark</th> </tr> <tr> <th>Freq</th> <th>Level</th> <th>Line Margin</th> <th>Level Factor</th> <th>Loss Factor</th> <th>Factor</th> <th>Factor</th> <th></th> <th></th> </tr> <tr> <th>MHz</th> <th>dBuV/m</th> <th>dBuV/m</th> <th>dB</th> <th>dBuV</th> <th>dB/m</th> <th>dB</th> <th>dB</th> <th>cm</th> <th>deg</th> </tr> </thead> <tbody> <tr> <td>1 2462.00</td> <td>104.26</td> <td>-----</td> <td>-----</td> <td>91.62</td> <td>32.61</td> <td>6.71</td> <td>32.68</td> <td>6.00</td> <td>148</td> <td>114 PEAK</td> </tr> </tbody> </table>	Limit	Read	Ant	Cable	Preamp	Aux	APos	TPos	Remark	Freq	Level	Line Margin	Level Factor	Loss Factor	Factor	Factor			MHz	dBuV/m	dBuV/m	dB	dBuV	dB/m	dB	dB	cm	deg	1 2462.00	104.26	-----	-----	91.62	32.61	6.71	32.68	6.00	148	114 PEAK
	Limit	Read	Ant	Cable	Preamp	Aux	APos	TPos	Remark																																																																							
Freq	Level	Line Margin	Level Factor	Loss Factor	Factor	Factor																																																																										
MHz	dBuV/m	dBuV/m	dB	dBuV	dB/m	dB	dB	cm	deg																																																																							
1 2483.51	56.54	74.00	-17.46	43.67	32.77	6.73	32.63	6.00	148	114 PEAK																																																																						
Limit	Read	Ant	Cable	Preamp	Aux	APos	TPos	Remark																																																																								
Freq	Level	Line Margin	Level Factor	Loss Factor	Factor	Factor																																																																										
MHz	dBuV/m	dBuV/m	dB	dBuV	dB/m	dB	dB	cm	deg																																																																							
1 2462.00	104.26	-----	-----	91.62	32.61	6.71	32.68	6.00	148	114 PEAK																																																																						
Avg	<table border="1"> <thead> <tr> <th>Limit</th> <th>Read</th> <th>Ant</th> <th>Cable</th> <th>Preamp</th> <th>Aux</th> <th>APos</th> <th>TPos</th> <th>Remark</th> </tr> <tr> <th>Freq</th> <th>Level</th> <th>Line Margin</th> <th>Level Factor</th> <th>Loss Factor</th> <th>Factor</th> <th>Factor</th> <th></th> <th></th> </tr> <tr> <th>MHz</th> <th>dBuV/m</th> <th>dBuV/m</th> <th>dB</th> <th>dBuV</th> <th>dB/m</th> <th>dB</th> <th>dB</th> <th>cm</th> <th>deg</th> </tr> </thead> <tbody> <tr> <td>1 2483.51</td> <td>43.77</td> <td>54.00</td> <td>-10.23</td> <td>30.90</td> <td>32.77</td> <td>6.73</td> <td>32.63</td> <td>6.00</td> <td>148</td> <td>114 AVERAGE</td> </tr> </tbody> </table>	Limit	Read	Ant	Cable	Preamp	Aux	APos	TPos	Remark	Freq	Level	Line Margin	Level Factor	Loss Factor	Factor	Factor			MHz	dBuV/m	dBuV/m	dB	dBuV	dB/m	dB	dB	cm	deg	1 2483.51	43.77	54.00	-10.23	30.90	32.77	6.73	32.63	6.00	148	114 AVERAGE	<table border="1"> <thead> <tr> <th>Limit</th> <th>Read</th> <th>Ant</th> <th>Cable</th> <th>Preamp</th> <th>Aux</th> <th>APos</th> <th>TPos</th> <th>Remark</th> </tr> <tr> <th>Freq</th> <th>Level</th> <th>Line Margin</th> <th>Level Factor</th> <th>Loss Factor</th> <th>Factor</th> <th>Factor</th> <th></th> <th></th> </tr> <tr> <th>MHz</th> <th>dBuV/m</th> <th>dBuV/m</th> <th>dB</th> <th>dBuV</th> <th>dB/m</th> <th>dB</th> <th>dB</th> <th>cm</th> <th>deg</th> </tr> </thead> <tbody> <tr> <td>1 2462.00</td> <td>99.78</td> <td>-----</td> <td>-----</td> <td>87.16</td> <td>32.60</td> <td>6.70</td> <td>32.68</td> <td>6.00</td> <td>148</td> <td>114 AVERAGE</td> </tr> </tbody> </table>	Limit	Read	Ant	Cable	Preamp	Aux	APos	TPos	Remark	Freq	Level	Line Margin	Level Factor	Loss Factor	Factor	Factor			MHz	dBuV/m	dBuV/m	dB	dBuV	dB/m	dB	dB	cm	deg	1 2462.00	99.78	-----	-----	87.16	32.60	6.70	32.68	6.00	148	114 AVERAGE
Limit	Read	Ant	Cable	Preamp	Aux	APos	TPos	Remark																																																																								
Freq	Level	Line Margin	Level Factor	Loss Factor	Factor	Factor																																																																										
MHz	dBuV/m	dBuV/m	dB	dBuV	dB/m	dB	dB	cm	deg																																																																							
1 2483.51	43.77	54.00	-10.23	30.90	32.77	6.73	32.63	6.00	148	114 AVERAGE																																																																						
Limit	Read	Ant	Cable	Preamp	Aux	APos	TPos	Remark																																																																								
Freq	Level	Line Margin	Level Factor	Loss Factor	Factor	Factor																																																																										
MHz	dBuV/m	dBuV/m	dB	dBuV	dB/m	dB	dB	cm	deg																																																																							
1 2462.00	99.78	-----	-----	87.16	32.60	6.70	32.68	6.00	148	114 AVERAGE																																																																						



Mode	3																																																																																																																																					
	Harmonic																																																																																																																																					
	2400-2483.5_802.11b_CH11_2462MHz																																																																																																																																					
ANT	2																																																																																																																																					
Pol.	Horizontal	Vertical																																																																																																																																				
Peak Avg	<table border="1"> <thead> <tr> <th>Limit</th> <th>Read</th> <th>Ant</th> <th>Cable</th> <th>Preamp</th> <th>Aux</th> <th>APos</th> <th>TPos</th> <th>Remark</th> </tr> <tr> <th>Freq</th> <th>Level</th> <th>Line</th> <th>Margin</th> <th>Level</th> <th>Factor</th> <th>Loss</th> <th>Factor</th> <th>Factor</th> </tr> <tr> <th>MHz</th> <th>dBuV/m</th> <th>dBuV/m</th> <th>dB</th> <th>dBuV</th> <th>dB/m</th> <th>dB</th> <th>dB</th> <th>dB</th> </tr> </thead> <tbody> <tr> <td>1</td> <td>4924.00</td> <td>43.04</td> <td>74.00</td> <td>-30.96</td> <td>60.86</td> <td>34.20</td> <td>9.57</td> <td>61.59</td> <td>0.00</td> <td>---</td> <td>---</td> <td>PEAK</td> </tr> <tr> <td>2</td> <td>7386.00</td> <td>50.72</td> <td>74.00</td> <td>-23.28</td> <td>63.85</td> <td>35.73</td> <td>11.72</td> <td>60.58</td> <td>0.00</td> <td>101</td> <td>240</td> <td>PEAK</td> </tr> <tr> <td>3</td> <td>7386.00</td> <td>46.54</td> <td>54.00</td> <td>-7.46</td> <td>59.67</td> <td>35.73</td> <td>11.72</td> <td>60.58</td> <td>0.00</td> <td>101</td> <td>240</td> <td>AVERAGE</td> </tr> </tbody> </table>	Limit	Read	Ant	Cable	Preamp	Aux	APos	TPos	Remark	Freq	Level	Line	Margin	Level	Factor	Loss	Factor	Factor	MHz	dBuV/m	dBuV/m	dB	dBuV	dB/m	dB	dB	dB	1	4924.00	43.04	74.00	-30.96	60.86	34.20	9.57	61.59	0.00	---	---	PEAK	2	7386.00	50.72	74.00	-23.28	63.85	35.73	11.72	60.58	0.00	101	240	PEAK	3	7386.00	46.54	54.00	-7.46	59.67	35.73	11.72	60.58	0.00	101	240	AVERAGE	<table border="1"> <thead> <tr> <th>Limit</th> <th>Read</th> <th>Ant</th> <th>Cable</th> <th>Preamp</th> <th>Aux</th> <th>APos</th> <th>TPos</th> <th>Remark</th> </tr> <tr> <th>Freq</th> <th>Level</th> <th>Line</th> <th>Margin</th> <th>Level</th> <th>Factor</th> <th>Loss</th> <th>Factor</th> <th>Factor</th> </tr> <tr> <th>MHz</th> <th>dBuV/m</th> <th>dBuV/m</th> <th>dB</th> <th>dBuV</th> <th>dB/m</th> <th>dB</th> <th>dB</th> <th>dB</th> </tr> </thead> <tbody> <tr> <td>1</td> <td>4924.00</td> <td>44.82</td> <td>74.00</td> <td>-29.18</td> <td>62.64</td> <td>34.20</td> <td>9.57</td> <td>61.59</td> <td>0.00</td> <td>---</td> <td>---</td> <td>PEAK</td> </tr> <tr> <td>2</td> <td>7386.00</td> <td>50.98</td> <td>74.00</td> <td>-23.02</td> <td>64.11</td> <td>35.73</td> <td>11.72</td> <td>60.58</td> <td>0.00</td> <td>106</td> <td>190</td> <td>PEAK</td> </tr> <tr> <td>3</td> <td>7386.00</td> <td>45.77</td> <td>54.00</td> <td>-8.23</td> <td>58.90</td> <td>35.73</td> <td>11.72</td> <td>60.58</td> <td>0.00</td> <td>106</td> <td>190</td> <td>AVERAGE</td> </tr> </tbody> </table>	Limit	Read	Ant	Cable	Preamp	Aux	APos	TPos	Remark	Freq	Level	Line	Margin	Level	Factor	Loss	Factor	Factor	MHz	dBuV/m	dBuV/m	dB	dBuV	dB/m	dB	dB	dB	1	4924.00	44.82	74.00	-29.18	62.64	34.20	9.57	61.59	0.00	---	---	PEAK	2	7386.00	50.98	74.00	-23.02	64.11	35.73	11.72	60.58	0.00	106	190	PEAK	3	7386.00	45.77	54.00	-8.23	58.90	35.73	11.72	60.58	0.00	106	190	AVERAGE
	Limit	Read	Ant	Cable	Preamp	Aux	APos	TPos	Remark																																																																																																																													
Freq	Level	Line	Margin	Level	Factor	Loss	Factor	Factor																																																																																																																														
MHz	dBuV/m	dBuV/m	dB	dBuV	dB/m	dB	dB	dB																																																																																																																														
1	4924.00	43.04	74.00	-30.96	60.86	34.20	9.57	61.59	0.00	---	---	PEAK																																																																																																																										
2	7386.00	50.72	74.00	-23.28	63.85	35.73	11.72	60.58	0.00	101	240	PEAK																																																																																																																										
3	7386.00	46.54	54.00	-7.46	59.67	35.73	11.72	60.58	0.00	101	240	AVERAGE																																																																																																																										
Limit	Read	Ant	Cable	Preamp	Aux	APos	TPos	Remark																																																																																																																														
Freq	Level	Line	Margin	Level	Factor	Loss	Factor	Factor																																																																																																																														
MHz	dBuV/m	dBuV/m	dB	dBuV	dB/m	dB	dB	dB																																																																																																																														
1	4924.00	44.82	74.00	-29.18	62.64	34.20	9.57	61.59	0.00	---	---	PEAK																																																																																																																										
2	7386.00	50.98	74.00	-23.02	64.11	35.73	11.72	60.58	0.00	106	190	PEAK																																																																																																																										
3	7386.00	45.77	54.00	-8.23	58.90	35.73	11.72	60.58	0.00	106	190	AVERAGE																																																																																																																										



Mode	4																																																																																			
	Band Edge																																																																																			
	2400-2483.5_802.11g_CH01_2412MHz																																																																																			
ANT	2																																																																																			
Pol.	Horizontal	Fundamental																																																																																		
Peak	<table border="1"> <thead> <tr> <th>Limit</th> <th>Read</th> <th>Ant</th> <th>Cable</th> <th>Preamp</th> <th>Aux</th> <th>APos</th> <th>TPos</th> <th>Remark</th> </tr> <tr> <th>Freq</th> <th>Level</th> <th>Line Margin</th> <th>Level Factor</th> <th>Loss Factor</th> <th>Factor</th> <th>Factor</th> <th>Factor</th> <th></th> </tr> <tr> <th>MHz</th> <th>dBuV/m</th> <th>dBuV/m</th> <th>dB</th> <th>dBuV</th> <th>dB/m</th> <th>dB</th> <th>dB</th> <th>cm</th> <th>deg</th> </tr> </thead> <tbody> <tr> <td>1</td> <td>2389.82</td> <td>57.98</td> <td>74.00</td> <td>-16.02</td> <td>46.18</td> <td>32.06</td> <td>6.60</td> <td>32.86</td> <td>6.00</td> <td>169</td> <td>170</td> <td>PEAK</td> </tr> </tbody> </table>	Limit	Read	Ant	Cable	Preamp	Aux	APos	TPos	Remark	Freq	Level	Line Margin	Level Factor	Loss Factor	Factor	Factor	Factor		MHz	dBuV/m	dBuV/m	dB	dBuV	dB/m	dB	dB	cm	deg	1	2389.82	57.98	74.00	-16.02	46.18	32.06	6.60	32.86	6.00	169	170	PEAK	<table border="1"> <thead> <tr> <th>Limit</th> <th>Read</th> <th>Ant</th> <th>Cable</th> <th>Preamp</th> <th>Aux</th> <th>APos</th> <th>TPos</th> <th>Remark</th> </tr> <tr> <th>Freq</th> <th>Level</th> <th>Line Margin</th> <th>Level Factor</th> <th>Loss Factor</th> <th>Factor</th> <th>Factor</th> <th>Factor</th> <th></th> </tr> <tr> <th>MHz</th> <th>dBuV/m</th> <th>dBuV/m</th> <th>dB</th> <th>dBuV</th> <th>dB/m</th> <th>dB</th> <th>dB</th> <th>cm</th> <th>deg</th> </tr> </thead> <tbody> <tr> <td>1</td> <td>2412.00</td> <td>104.58</td> <td>-----</td> <td>-----</td> <td>92.47</td> <td>32.28</td> <td>6.64</td> <td>32.81</td> <td>6.00</td> <td>169</td> <td>170</td> <td>PEAK</td> </tr> </tbody> </table>	Limit	Read	Ant	Cable	Preamp	Aux	APos	TPos	Remark	Freq	Level	Line Margin	Level Factor	Loss Factor	Factor	Factor	Factor		MHz	dBuV/m	dBuV/m	dB	dBuV	dB/m	dB	dB	cm	deg	1	2412.00	104.58	-----	-----	92.47	32.28	6.64	32.81	6.00	169	170	PEAK
	Limit	Read	Ant	Cable	Preamp	Aux	APos	TPos	Remark																																																																											
Freq	Level	Line Margin	Level Factor	Loss Factor	Factor	Factor	Factor																																																																													
MHz	dBuV/m	dBuV/m	dB	dBuV	dB/m	dB	dB	cm	deg																																																																											
1	2389.82	57.98	74.00	-16.02	46.18	32.06	6.60	32.86	6.00	169	170	PEAK																																																																								
Limit	Read	Ant	Cable	Preamp	Aux	APos	TPos	Remark																																																																												
Freq	Level	Line Margin	Level Factor	Loss Factor	Factor	Factor	Factor																																																																													
MHz	dBuV/m	dBuV/m	dB	dBuV	dB/m	dB	dB	cm	deg																																																																											
1	2412.00	104.58	-----	-----	92.47	32.28	6.64	32.81	6.00	169	170	PEAK																																																																								
Avg	<table border="1"> <thead> <tr> <th>Limit</th> <th>Read</th> <th>Ant</th> <th>Cable</th> <th>Preamp</th> <th>Aux</th> <th>APos</th> <th>TPos</th> <th>Remark</th> </tr> <tr> <th>Freq</th> <th>Level</th> <th>Line Margin</th> <th>Level Factor</th> <th>Loss Factor</th> <th>Factor</th> <th>Factor</th> <th>Factor</th> <th></th> </tr> <tr> <th>MHz</th> <th>dBuV/m</th> <th>dBuV/m</th> <th>dB</th> <th>dBuV</th> <th>dB/m</th> <th>dB</th> <th>dB</th> <th>cm</th> <th>deg</th> </tr> </thead> <tbody> <tr> <td>1</td> <td>2389.95</td> <td>45.76</td> <td>54.00</td> <td>-8.24</td> <td>33.96</td> <td>32.06</td> <td>6.60</td> <td>32.86</td> <td>6.00</td> <td>169</td> <td>170</td> <td>AVERAGE</td> </tr> </tbody> </table>	Limit	Read	Ant	Cable	Preamp	Aux	APos	TPos	Remark	Freq	Level	Line Margin	Level Factor	Loss Factor	Factor	Factor	Factor		MHz	dBuV/m	dBuV/m	dB	dBuV	dB/m	dB	dB	cm	deg	1	2389.95	45.76	54.00	-8.24	33.96	32.06	6.60	32.86	6.00	169	170	AVERAGE	<table border="1"> <thead> <tr> <th>Limit</th> <th>Read</th> <th>Ant</th> <th>Cable</th> <th>Preamp</th> <th>Aux</th> <th>APos</th> <th>TPos</th> <th>Remark</th> </tr> <tr> <th>Freq</th> <th>Level</th> <th>Line Margin</th> <th>Level Factor</th> <th>Loss Factor</th> <th>Factor</th> <th>Factor</th> <th>Factor</th> <th></th> </tr> <tr> <th>MHz</th> <th>dBuV/m</th> <th>dBuV/m</th> <th>dB</th> <th>dBuV</th> <th>dB/m</th> <th>dB</th> <th>dB</th> <th>cm</th> <th>deg</th> </tr> </thead> <tbody> <tr> <td>1</td> <td>2412.00</td> <td>95.78</td> <td>-----</td> <td>-----</td> <td>83.69</td> <td>32.27</td> <td>6.63</td> <td>32.81</td> <td>6.00</td> <td>169</td> <td>170</td> <td>AVERAGE</td> </tr> </tbody> </table>	Limit	Read	Ant	Cable	Preamp	Aux	APos	TPos	Remark	Freq	Level	Line Margin	Level Factor	Loss Factor	Factor	Factor	Factor		MHz	dBuV/m	dBuV/m	dB	dBuV	dB/m	dB	dB	cm	deg	1	2412.00	95.78	-----	-----	83.69	32.27	6.63	32.81	6.00	169	170	AVERAGE
Limit	Read	Ant	Cable	Preamp	Aux	APos	TPos	Remark																																																																												
Freq	Level	Line Margin	Level Factor	Loss Factor	Factor	Factor	Factor																																																																													
MHz	dBuV/m	dBuV/m	dB	dBuV	dB/m	dB	dB	cm	deg																																																																											
1	2389.95	45.76	54.00	-8.24	33.96	32.06	6.60	32.86	6.00	169	170	AVERAGE																																																																								
Limit	Read	Ant	Cable	Preamp	Aux	APos	TPos	Remark																																																																												
Freq	Level	Line Margin	Level Factor	Loss Factor	Factor	Factor	Factor																																																																													
MHz	dBuV/m	dBuV/m	dB	dBuV	dB/m	dB	dB	cm	deg																																																																											
1	2412.00	95.78	-----	-----	83.69	32.27	6.63	32.81	6.00	169	170	AVERAGE																																																																								



Mode	4																																																																																	
	Band Edge																																																																																	
	2400-2483.5_802.11g_CH01_2412MHz																																																																																	
ANT	2																																																																																	
Pol.	Vertical	Fundamental																																																																																
Peak	<table border="1"> <thead> <tr> <th>Limit</th> <th>Read</th> <th>Ant</th> <th>Cable</th> <th>Preamp</th> <th>Aux</th> <th>APos</th> <th>TPos</th> <th>Remark</th> </tr> <tr> <th>Freq</th> <th>Level</th> <th>Line Margin</th> <th>Level Factor</th> <th>Loss Factor</th> <th>Factor</th> <th></th> <th></th> <th></th> </tr> <tr> <th>MHz</th> <th>dBuV/m</th> <th>dBuV/m</th> <th>dB</th> <th>dBuV</th> <th>dB/m</th> <th>dB</th> <th>dB</th> <th>cm</th> <th>deg</th> </tr> </thead> <tbody> <tr> <td>1</td> <td>2389.82</td> <td>58.92</td> <td>74.00</td> <td>-15.08</td> <td>47.12</td> <td>32.06</td> <td>6.60</td> <td>32.86</td> <td>6.00</td> <td>100</td> <td>74 PEAK</td> </tr> </tbody> </table>	Limit	Read	Ant	Cable	Preamp	Aux	APos	TPos	Remark	Freq	Level	Line Margin	Level Factor	Loss Factor	Factor				MHz	dBuV/m	dBuV/m	dB	dBuV	dB/m	dB	dB	cm	deg	1	2389.82	58.92	74.00	-15.08	47.12	32.06	6.60	32.86	6.00	100	74 PEAK	<table border="1"> <thead> <tr> <th>Limit</th> <th>Read</th> <th>Ant</th> <th>Cable</th> <th>Preamp</th> <th>Aux</th> <th>APos</th> <th>TPos</th> <th>Remark</th> </tr> <tr> <th>Freq</th> <th>Level</th> <th>Line Margin</th> <th>Level Factor</th> <th>Loss Factor</th> <th>Factor</th> <th></th> <th></th> <th></th> </tr> <tr> <th>MHz</th> <th>dBuV/m</th> <th>dBuV/m</th> <th>dB</th> <th>dBuV</th> <th>dB/m</th> <th>dB</th> <th>dB</th> <th>cm</th> <th>deg</th> </tr> </thead> <tbody> <tr> <td>1</td> <td>2412.00</td> <td>106.35</td> <td>-----</td> <td>-----</td> <td>94.26</td> <td>32.27</td> <td>6.63</td> <td>32.81</td> <td>6.00</td> <td>100</td> <td>74 PEAK</td> </tr> </tbody> </table>	Limit	Read	Ant	Cable	Preamp	Aux	APos	TPos	Remark	Freq	Level	Line Margin	Level Factor	Loss Factor	Factor				MHz	dBuV/m	dBuV/m	dB	dBuV	dB/m	dB	dB	cm	deg	1	2412.00	106.35	-----	-----	94.26	32.27	6.63	32.81	6.00	100	74 PEAK
	Limit	Read	Ant	Cable	Preamp	Aux	APos	TPos	Remark																																																																									
Freq	Level	Line Margin	Level Factor	Loss Factor	Factor																																																																													
MHz	dBuV/m	dBuV/m	dB	dBuV	dB/m	dB	dB	cm	deg																																																																									
1	2389.82	58.92	74.00	-15.08	47.12	32.06	6.60	32.86	6.00	100	74 PEAK																																																																							
Limit	Read	Ant	Cable	Preamp	Aux	APos	TPos	Remark																																																																										
Freq	Level	Line Margin	Level Factor	Loss Factor	Factor																																																																													
MHz	dBuV/m	dBuV/m	dB	dBuV	dB/m	dB	dB	cm	deg																																																																									
1	2412.00	106.35	-----	-----	94.26	32.27	6.63	32.81	6.00	100	74 PEAK																																																																							
Avg	<table border="1"> <thead> <tr> <th>Limit</th> <th>Read</th> <th>Ant</th> <th>Cable</th> <th>Preamp</th> <th>Aux</th> <th>APos</th> <th>TPos</th> <th>Remark</th> </tr> <tr> <th>Freq</th> <th>Level</th> <th>Line Margin</th> <th>Level Factor</th> <th>Loss Factor</th> <th>Factor</th> <th></th> <th></th> <th></th> </tr> <tr> <th>MHz</th> <th>dBuV/m</th> <th>dBuV/m</th> <th>dB</th> <th>dBuV</th> <th>dB/m</th> <th>dB</th> <th>dB</th> <th>cm</th> <th>deg</th> </tr> </thead> <tbody> <tr> <td>1</td> <td>2389.95</td> <td>46.09</td> <td>54.00</td> <td>-7.91</td> <td>34.29</td> <td>32.06</td> <td>6.60</td> <td>32.86</td> <td>6.00</td> <td>100</td> <td>74 AVERAGE</td> </tr> </tbody> </table>	Limit	Read	Ant	Cable	Preamp	Aux	APos	TPos	Remark	Freq	Level	Line Margin	Level Factor	Loss Factor	Factor				MHz	dBuV/m	dBuV/m	dB	dBuV	dB/m	dB	dB	cm	deg	1	2389.95	46.09	54.00	-7.91	34.29	32.06	6.60	32.86	6.00	100	74 AVERAGE	<table border="1"> <thead> <tr> <th>Limit</th> <th>Read</th> <th>Ant</th> <th>Cable</th> <th>Preamp</th> <th>Aux</th> <th>APos</th> <th>TPos</th> <th>Remark</th> </tr> <tr> <th>Freq</th> <th>Level</th> <th>Line Margin</th> <th>Level Factor</th> <th>Loss Factor</th> <th>Factor</th> <th></th> <th></th> <th></th> </tr> <tr> <th>MHz</th> <th>dBuV/m</th> <th>dBuV/m</th> <th>dB</th> <th>dBuV</th> <th>dB/m</th> <th>dB</th> <th>dB</th> <th>cm</th> <th>deg</th> </tr> </thead> <tbody> <tr> <td>1</td> <td>2412.00</td> <td>97.27</td> <td>-----</td> <td>-----</td> <td>85.18</td> <td>32.27</td> <td>6.63</td> <td>32.81</td> <td>6.00</td> <td>100</td> <td>74 AVERAGE</td> </tr> </tbody> </table>	Limit	Read	Ant	Cable	Preamp	Aux	APos	TPos	Remark	Freq	Level	Line Margin	Level Factor	Loss Factor	Factor				MHz	dBuV/m	dBuV/m	dB	dBuV	dB/m	dB	dB	cm	deg	1	2412.00	97.27	-----	-----	85.18	32.27	6.63	32.81	6.00	100	74 AVERAGE
Limit	Read	Ant	Cable	Preamp	Aux	APos	TPos	Remark																																																																										
Freq	Level	Line Margin	Level Factor	Loss Factor	Factor																																																																													
MHz	dBuV/m	dBuV/m	dB	dBuV	dB/m	dB	dB	cm	deg																																																																									
1	2389.95	46.09	54.00	-7.91	34.29	32.06	6.60	32.86	6.00	100	74 AVERAGE																																																																							
Limit	Read	Ant	Cable	Preamp	Aux	APos	TPos	Remark																																																																										
Freq	Level	Line Margin	Level Factor	Loss Factor	Factor																																																																													
MHz	dBuV/m	dBuV/m	dB	dBuV	dB/m	dB	dB	cm	deg																																																																									
1	2412.00	97.27	-----	-----	85.18	32.27	6.63	32.81	6.00	100	74 AVERAGE																																																																							



Mode	4																																																																																																			
	Harmonic																																																																																																			
	2400-2483.5_802.11g_CH01_2412MHz																																																																																																			
ANT	2																																																																																																			
Pol.	Horizontal	Vertical																																																																																																		
Peak Avg	<table border="1"> <thead> <tr> <th></th> <th>Limit</th> <th>Read</th> <th>Ant</th> <th>Cable</th> <th>Preamp</th> <th>Aux</th> <th>APos</th> <th>TPos</th> <th></th> </tr> <tr> <th>Peak</th> <th>Freq</th> <th>Level</th> <th>Line</th> <th>Margin</th> <th>Level</th> <th>Factor</th> <th>Loss</th> <th>Factor</th> <th>Factor</th> <th>cm</th> <th>deg</th> <th>Remark</th> </tr> </thead> <tbody> <tr> <td>1</td> <td>4824.00</td> <td>42.45</td> <td>74.00</td> <td>-31.55</td> <td>60.47</td> <td>34.20</td> <td>9.47</td> <td>61.69</td> <td>0.00</td> <td>---</td> <td>---</td> <td>PEAK</td> </tr> <tr> <td>2</td> <td>7236.00</td> <td>50.76</td> <td>83.98</td> <td>-33.22</td> <td>63.71</td> <td>35.74</td> <td>11.66</td> <td>60.35</td> <td>0.00</td> <td>---</td> <td>---</td> <td>Peak</td> </tr> </tbody> </table>		Limit	Read	Ant	Cable	Preamp	Aux	APos	TPos		Peak	Freq	Level	Line	Margin	Level	Factor	Loss	Factor	Factor	cm	deg	Remark	1	4824.00	42.45	74.00	-31.55	60.47	34.20	9.47	61.69	0.00	---	---	PEAK	2	7236.00	50.76	83.98	-33.22	63.71	35.74	11.66	60.35	0.00	---	---	Peak	<table border="1"> <thead> <tr> <th></th> <th>Limit</th> <th>Read</th> <th>Ant</th> <th>Cable</th> <th>Preamp</th> <th>Aux</th> <th>APos</th> <th>TPos</th> <th></th> </tr> <tr> <th>Peak</th> <th>Freq</th> <th>Level</th> <th>Line</th> <th>Margin</th> <th>Level</th> <th>Factor</th> <th>Loss</th> <th>Factor</th> <th>Factor</th> <th>cm</th> <th>deg</th> <th>Remark</th> </tr> </thead> <tbody> <tr> <td>1</td> <td>4824.00</td> <td>42.56</td> <td>74.00</td> <td>-31.44</td> <td>60.58</td> <td>34.20</td> <td>9.47</td> <td>61.69</td> <td>0.00</td> <td>---</td> <td>---</td> <td>PEAK</td> </tr> <tr> <td>2</td> <td>7236.00</td> <td>50.04</td> <td>85.65</td> <td>-35.61</td> <td>62.99</td> <td>35.74</td> <td>11.66</td> <td>60.35</td> <td>0.00</td> <td>---</td> <td>---</td> <td>Peak</td> </tr> </tbody> </table>		Limit	Read	Ant	Cable	Preamp	Aux	APos	TPos		Peak	Freq	Level	Line	Margin	Level	Factor	Loss	Factor	Factor	cm	deg	Remark	1	4824.00	42.56	74.00	-31.44	60.58	34.20	9.47	61.69	0.00	---	---	PEAK	2	7236.00	50.04	85.65	-35.61	62.99	35.74	11.66	60.35	0.00	---	---	Peak
		Limit	Read	Ant	Cable	Preamp	Aux	APos	TPos																																																																																											
Peak	Freq	Level	Line	Margin	Level	Factor	Loss	Factor	Factor	cm	deg	Remark																																																																																								
1	4824.00	42.45	74.00	-31.55	60.47	34.20	9.47	61.69	0.00	---	---	PEAK																																																																																								
2	7236.00	50.76	83.98	-33.22	63.71	35.74	11.66	60.35	0.00	---	---	Peak																																																																																								
	Limit	Read	Ant	Cable	Preamp	Aux	APos	TPos																																																																																												
Peak	Freq	Level	Line	Margin	Level	Factor	Loss	Factor	Factor	cm	deg	Remark																																																																																								
1	4824.00	42.56	74.00	-31.44	60.58	34.20	9.47	61.69	0.00	---	---	PEAK																																																																																								
2	7236.00	50.04	85.65	-35.61	62.99	35.74	11.66	60.35	0.00	---	---	Peak																																																																																								



Mode	5																																																																																																																																					
	Harmonic																																																																																																																																					
	2400-2483.5_802.11g_CH06_2437MHz																																																																																																																																					
ANT	2																																																																																																																																					
Pol.	Horizontal	Vertical																																																																																																																																				
Peak Avg	<table border="1"> <thead> <tr> <th>Limit</th> <th>Read</th> <th>Ant</th> <th>Cable</th> <th>Preamp</th> <th>Aux</th> <th>APos</th> <th>TPos</th> <th>Remark</th> </tr> <tr> <th>Freq</th> <th>Level</th> <th>Line</th> <th>Margin</th> <th>Level</th> <th>Factor</th> <th>Loss</th> <th>Factor</th> <th>Factor</th> </tr> <tr> <th>MHz</th> <th>dBuV/m</th> <th>dBuV/m</th> <th>dB</th> <th>dBuV</th> <th>dB/m</th> <th>dB</th> <th>dB</th> <th>dB</th> </tr> </thead> <tbody> <tr> <td>1</td> <td>4874.00</td> <td>43.10</td> <td>74.00</td> <td>-30.90</td> <td>61.02</td> <td>34.20</td> <td>9.52</td> <td>61.64</td> <td>0.00</td> <td>---</td> <td>---</td> <td>PEAK</td> </tr> <tr> <td>2</td> <td>7311.00</td> <td>50.27</td> <td>74.00</td> <td>-23.73</td> <td>63.41</td> <td>35.64</td> <td>11.69</td> <td>60.47</td> <td>0.00</td> <td>100</td> <td>240</td> <td>Peak</td> </tr> <tr> <td>3</td> <td>7311.00</td> <td>41.55</td> <td>54.00</td> <td>-12.45</td> <td>54.69</td> <td>35.64</td> <td>11.69</td> <td>60.47</td> <td>0.00</td> <td>100</td> <td>240</td> <td>Average</td> </tr> </tbody> </table>	Limit	Read	Ant	Cable	Preamp	Aux	APos	TPos	Remark	Freq	Level	Line	Margin	Level	Factor	Loss	Factor	Factor	MHz	dBuV/m	dBuV/m	dB	dBuV	dB/m	dB	dB	dB	1	4874.00	43.10	74.00	-30.90	61.02	34.20	9.52	61.64	0.00	---	---	PEAK	2	7311.00	50.27	74.00	-23.73	63.41	35.64	11.69	60.47	0.00	100	240	Peak	3	7311.00	41.55	54.00	-12.45	54.69	35.64	11.69	60.47	0.00	100	240	Average	<table border="1"> <thead> <tr> <th>Limit</th> <th>Read</th> <th>Ant</th> <th>Cable</th> <th>Preamp</th> <th>Aux</th> <th>APos</th> <th>TPos</th> <th>Remark</th> </tr> <tr> <th>Freq</th> <th>Level</th> <th>Line</th> <th>Margin</th> <th>Level</th> <th>Factor</th> <th>Loss</th> <th>Factor</th> <th>Factor</th> </tr> <tr> <th>MHz</th> <th>dBuV/m</th> <th>dBuV/m</th> <th>dB</th> <th>dBuV</th> <th>dB/m</th> <th>dB</th> <th>dB</th> <th>dB</th> </tr> </thead> <tbody> <tr> <td>1</td> <td>4874.00</td> <td>42.40</td> <td>74.00</td> <td>-31.60</td> <td>60.32</td> <td>34.20</td> <td>9.52</td> <td>61.64</td> <td>0.00</td> <td>---</td> <td>---</td> <td>PEAK</td> </tr> <tr> <td>2</td> <td>7311.00</td> <td>52.28</td> <td>74.00</td> <td>-21.72</td> <td>65.42</td> <td>35.64</td> <td>11.69</td> <td>60.47</td> <td>0.00</td> <td>111</td> <td>169</td> <td>PEAK</td> </tr> <tr> <td>3</td> <td>7311.00</td> <td>41.79</td> <td>54.00</td> <td>-12.21</td> <td>54.93</td> <td>35.64</td> <td>11.69</td> <td>60.47</td> <td>0.00</td> <td>111</td> <td>169</td> <td>AVERAGE</td> </tr> </tbody> </table>	Limit	Read	Ant	Cable	Preamp	Aux	APos	TPos	Remark	Freq	Level	Line	Margin	Level	Factor	Loss	Factor	Factor	MHz	dBuV/m	dBuV/m	dB	dBuV	dB/m	dB	dB	dB	1	4874.00	42.40	74.00	-31.60	60.32	34.20	9.52	61.64	0.00	---	---	PEAK	2	7311.00	52.28	74.00	-21.72	65.42	35.64	11.69	60.47	0.00	111	169	PEAK	3	7311.00	41.79	54.00	-12.21	54.93	35.64	11.69	60.47	0.00	111	169	AVERAGE
	Limit	Read	Ant	Cable	Preamp	Aux	APos	TPos	Remark																																																																																																																													
Freq	Level	Line	Margin	Level	Factor	Loss	Factor	Factor																																																																																																																														
MHz	dBuV/m	dBuV/m	dB	dBuV	dB/m	dB	dB	dB																																																																																																																														
1	4874.00	43.10	74.00	-30.90	61.02	34.20	9.52	61.64	0.00	---	---	PEAK																																																																																																																										
2	7311.00	50.27	74.00	-23.73	63.41	35.64	11.69	60.47	0.00	100	240	Peak																																																																																																																										
3	7311.00	41.55	54.00	-12.45	54.69	35.64	11.69	60.47	0.00	100	240	Average																																																																																																																										
Limit	Read	Ant	Cable	Preamp	Aux	APos	TPos	Remark																																																																																																																														
Freq	Level	Line	Margin	Level	Factor	Loss	Factor	Factor																																																																																																																														
MHz	dBuV/m	dBuV/m	dB	dBuV	dB/m	dB	dB	dB																																																																																																																														
1	4874.00	42.40	74.00	-31.60	60.32	34.20	9.52	61.64	0.00	---	---	PEAK																																																																																																																										
2	7311.00	52.28	74.00	-21.72	65.42	35.64	11.69	60.47	0.00	111	169	PEAK																																																																																																																										
3	7311.00	41.79	54.00	-12.21	54.93	35.64	11.69	60.47	0.00	111	169	AVERAGE																																																																																																																										



Mode	6																																																																																	
	Band Edge																																																																																	
	2400-2483.5_802.11g_CH11_2462MHz																																																																																	
ANT	2																																																																																	
Pol.	Horizontal	Fundamental																																																																																
Peak	<table border="1"> <thead> <tr> <th>Limit</th> <th>Read</th> <th>Ant</th> <th>Cable</th> <th>Preamp</th> <th>Aux</th> <th>APos</th> <th>TPos</th> <th>Remark</th> </tr> <tr> <th>Freq</th> <th>Level</th> <th>Line Margin</th> <th>Level Factor</th> <th>Loss Factor</th> <th>Factor</th> <th>Factor</th> <th>Factor</th> <th></th> </tr> <tr> <th>MHz</th> <th>dBuV/m</th> <th>dBuV/m</th> <th>dB</th> <th>dBuV</th> <th>dB/m</th> <th>dB</th> <th>dB</th> <th>cm</th> <th>deg</th> </tr> </thead> <tbody> <tr> <td>1</td> <td>2483.55</td> <td>62.73</td> <td>74.00</td> <td>-11.27</td> <td>49.86</td> <td>32.77</td> <td>6.73</td> <td>32.63</td> <td>6.00</td> <td>168</td> <td>19 PEAK</td> </tr> </tbody> </table>	Limit	Read	Ant	Cable	Preamp	Aux	APos	TPos	Remark	Freq	Level	Line Margin	Level Factor	Loss Factor	Factor	Factor	Factor		MHz	dBuV/m	dBuV/m	dB	dBuV	dB/m	dB	dB	cm	deg	1	2483.55	62.73	74.00	-11.27	49.86	32.77	6.73	32.63	6.00	168	19 PEAK	<table border="1"> <thead> <tr> <th>Limit</th> <th>Read</th> <th>Ant</th> <th>Cable</th> <th>Preamp</th> <th>Aux</th> <th>APos</th> <th>TPos</th> <th>Remark</th> </tr> <tr> <th>Freq</th> <th>Level</th> <th>Line Margin</th> <th>Level Factor</th> <th>Loss Factor</th> <th>Factor</th> <th>Factor</th> <th>Factor</th> <th></th> </tr> <tr> <th>MHz</th> <th>dBuV/m</th> <th>dBuV/m</th> <th>dB</th> <th>dBuV</th> <th>dB/m</th> <th>dB</th> <th>dB</th> <th>cm</th> <th>deg</th> </tr> </thead> <tbody> <tr> <td>1</td> <td>2462.00</td> <td>104.43</td> <td>-----</td> <td>-----</td> <td>91.79</td> <td>32.61</td> <td>6.71</td> <td>32.68</td> <td>6.00</td> <td>168</td> <td>19 PEAK</td> </tr> </tbody> </table>	Limit	Read	Ant	Cable	Preamp	Aux	APos	TPos	Remark	Freq	Level	Line Margin	Level Factor	Loss Factor	Factor	Factor	Factor		MHz	dBuV/m	dBuV/m	dB	dBuV	dB/m	dB	dB	cm	deg	1	2462.00	104.43	-----	-----	91.79	32.61	6.71	32.68	6.00	168	19 PEAK
	Limit	Read	Ant	Cable	Preamp	Aux	APos	TPos	Remark																																																																									
Freq	Level	Line Margin	Level Factor	Loss Factor	Factor	Factor	Factor																																																																											
MHz	dBuV/m	dBuV/m	dB	dBuV	dB/m	dB	dB	cm	deg																																																																									
1	2483.55	62.73	74.00	-11.27	49.86	32.77	6.73	32.63	6.00	168	19 PEAK																																																																							
Limit	Read	Ant	Cable	Preamp	Aux	APos	TPos	Remark																																																																										
Freq	Level	Line Margin	Level Factor	Loss Factor	Factor	Factor	Factor																																																																											
MHz	dBuV/m	dBuV/m	dB	dBuV	dB/m	dB	dB	cm	deg																																																																									
1	2462.00	104.43	-----	-----	91.79	32.61	6.71	32.68	6.00	168	19 PEAK																																																																							
Avg	<table border="1"> <thead> <tr> <th>Limit</th> <th>Read</th> <th>Ant</th> <th>Cable</th> <th>Preamp</th> <th>Aux</th> <th>APos</th> <th>TPos</th> <th>Remark</th> </tr> <tr> <th>Freq</th> <th>Level</th> <th>Line Margin</th> <th>Level Factor</th> <th>Loss Factor</th> <th>Factor</th> <th>Factor</th> <th>Factor</th> <th></th> </tr> <tr> <th>MHz</th> <th>dBuV/m</th> <th>dBuV/m</th> <th>dB</th> <th>dBuV</th> <th>dB/m</th> <th>dB</th> <th>dB</th> <th>cm</th> <th>deg</th> </tr> </thead> <tbody> <tr> <td>1</td> <td>2483.51</td> <td>50.07</td> <td>54.00</td> <td>-3.93</td> <td>37.20</td> <td>32.77</td> <td>6.73</td> <td>32.63</td> <td>6.00</td> <td>168</td> <td>19 AVERAGE</td> </tr> </tbody> </table>	Limit	Read	Ant	Cable	Preamp	Aux	APos	TPos	Remark	Freq	Level	Line Margin	Level Factor	Loss Factor	Factor	Factor	Factor		MHz	dBuV/m	dBuV/m	dB	dBuV	dB/m	dB	dB	cm	deg	1	2483.51	50.07	54.00	-3.93	37.20	32.77	6.73	32.63	6.00	168	19 AVERAGE	<table border="1"> <thead> <tr> <th>Limit</th> <th>Read</th> <th>Ant</th> <th>Cable</th> <th>Preamp</th> <th>Aux</th> <th>APos</th> <th>TPos</th> <th>Remark</th> </tr> <tr> <th>Freq</th> <th>Level</th> <th>Line Margin</th> <th>Level Factor</th> <th>Loss Factor</th> <th>Factor</th> <th>Factor</th> <th>Factor</th> <th></th> </tr> <tr> <th>MHz</th> <th>dBuV/m</th> <th>dBuV/m</th> <th>dB</th> <th>dBuV</th> <th>dB/m</th> <th>dB</th> <th>dB</th> <th>cm</th> <th>deg</th> </tr> </thead> <tbody> <tr> <td>1</td> <td>2462.00</td> <td>94.80</td> <td>-----</td> <td>-----</td> <td>82.18</td> <td>32.60</td> <td>6.70</td> <td>32.68</td> <td>6.00</td> <td>168</td> <td>19 AVERAGE</td> </tr> </tbody> </table>	Limit	Read	Ant	Cable	Preamp	Aux	APos	TPos	Remark	Freq	Level	Line Margin	Level Factor	Loss Factor	Factor	Factor	Factor		MHz	dBuV/m	dBuV/m	dB	dBuV	dB/m	dB	dB	cm	deg	1	2462.00	94.80	-----	-----	82.18	32.60	6.70	32.68	6.00	168	19 AVERAGE
Limit	Read	Ant	Cable	Preamp	Aux	APos	TPos	Remark																																																																										
Freq	Level	Line Margin	Level Factor	Loss Factor	Factor	Factor	Factor																																																																											
MHz	dBuV/m	dBuV/m	dB	dBuV	dB/m	dB	dB	cm	deg																																																																									
1	2483.51	50.07	54.00	-3.93	37.20	32.77	6.73	32.63	6.00	168	19 AVERAGE																																																																							
Limit	Read	Ant	Cable	Preamp	Aux	APos	TPos	Remark																																																																										
Freq	Level	Line Margin	Level Factor	Loss Factor	Factor	Factor	Factor																																																																											
MHz	dBuV/m	dBuV/m	dB	dBuV	dB/m	dB	dB	cm	deg																																																																									
1	2462.00	94.80	-----	-----	82.18	32.60	6.70	32.68	6.00	168	19 AVERAGE																																																																							





Mode	6																																																																																			
	Band Edge																																																																																			
	2400-2483.5_802.11g_CH11_2462MHz																																																																																			
ANT	2																																																																																			
Pol.	Vertical	Fundamental																																																																																		
Peak	<table border="1"> <thead> <tr> <th>Limit</th> <th>Read</th> <th>Ant</th> <th>Cable</th> <th>Preamp</th> <th>Aux</th> <th>APos</th> <th>TPos</th> <th>Remark</th> </tr> <tr> <th>Freq</th> <th>Level</th> <th>Line Margin</th> <th>Level Factor</th> <th>Loss Factor</th> <th>Factor</th> <th></th> <th></th> <th></th> </tr> <tr> <th>MHz</th> <th>dBuV/m</th> <th>dBuV/m</th> <th>dB</th> <th>dBuV</th> <th>dB/m</th> <th>dB</th> <th>dB</th> <th>cm</th> <th>deg</th> </tr> </thead> <tbody> <tr> <td>1</td> <td>2483.74</td> <td>64.02</td> <td>74.00</td> <td>-9.98</td> <td>51.14</td> <td>32.77</td> <td>6.73</td> <td>32.62</td> <td>6.00</td> <td>149</td> <td>110</td> <td>PEAK</td> </tr> </tbody> </table>	Limit	Read	Ant	Cable	Preamp	Aux	APos	TPos	Remark	Freq	Level	Line Margin	Level Factor	Loss Factor	Factor				MHz	dBuV/m	dBuV/m	dB	dBuV	dB/m	dB	dB	cm	deg	1	2483.74	64.02	74.00	-9.98	51.14	32.77	6.73	32.62	6.00	149	110	PEAK	<table border="1"> <thead> <tr> <th>Limit</th> <th>Read</th> <th>Ant</th> <th>Cable</th> <th>Preamp</th> <th>Aux</th> <th>APos</th> <th>TPos</th> <th>Remark</th> </tr> <tr> <th>Freq</th> <th>Level</th> <th>Line Margin</th> <th>Level Factor</th> <th>Loss Factor</th> <th>Factor</th> <th></th> <th></th> <th></th> </tr> <tr> <th>MHz</th> <th>dBuV/m</th> <th>dBuV/m</th> <th>dB</th> <th>dBuV</th> <th>dB/m</th> <th>dB</th> <th>dB</th> <th>cm</th> <th>deg</th> </tr> </thead> <tbody> <tr> <td>1</td> <td>2462.00</td> <td>106.68</td> <td>-----</td> <td>-----</td> <td>94.00</td> <td>32.64</td> <td>6.71</td> <td>32.67</td> <td>6.00</td> <td>149</td> <td>110</td> <td>PEAK</td> </tr> </tbody> </table>	Limit	Read	Ant	Cable	Preamp	Aux	APos	TPos	Remark	Freq	Level	Line Margin	Level Factor	Loss Factor	Factor				MHz	dBuV/m	dBuV/m	dB	dBuV	dB/m	dB	dB	cm	deg	1	2462.00	106.68	-----	-----	94.00	32.64	6.71	32.67	6.00	149	110	PEAK
	Limit	Read	Ant	Cable	Preamp	Aux	APos	TPos	Remark																																																																											
Freq	Level	Line Margin	Level Factor	Loss Factor	Factor																																																																															
MHz	dBuV/m	dBuV/m	dB	dBuV	dB/m	dB	dB	cm	deg																																																																											
1	2483.74	64.02	74.00	-9.98	51.14	32.77	6.73	32.62	6.00	149	110	PEAK																																																																								
Limit	Read	Ant	Cable	Preamp	Aux	APos	TPos	Remark																																																																												
Freq	Level	Line Margin	Level Factor	Loss Factor	Factor																																																																															
MHz	dBuV/m	dBuV/m	dB	dBuV	dB/m	dB	dB	cm	deg																																																																											
1	2462.00	106.68	-----	-----	94.00	32.64	6.71	32.67	6.00	149	110	PEAK																																																																								
Avg	<table border="1"> <thead> <tr> <th>Limit</th> <th>Read</th> <th>Ant</th> <th>Cable</th> <th>Preamp</th> <th>Aux</th> <th>APos</th> <th>TPos</th> <th>Remark</th> </tr> <tr> <th>Freq</th> <th>Level</th> <th>Line Margin</th> <th>Level Factor</th> <th>Loss Factor</th> <th>Factor</th> <th></th> <th></th> <th></th> </tr> <tr> <th>MHz</th> <th>dBuV/m</th> <th>dBuV/m</th> <th>dB</th> <th>dBuV</th> <th>dB/m</th> <th>dB</th> <th>dB</th> <th>cm</th> <th>deg</th> </tr> </thead> <tbody> <tr> <td>1</td> <td>2483.51</td> <td>50.69</td> <td>54.00</td> <td>-3.31</td> <td>37.82</td> <td>32.77</td> <td>6.73</td> <td>32.63</td> <td>6.00</td> <td>149</td> <td>110</td> <td>AVERAGE</td> </tr> </tbody> </table>	Limit	Read	Ant	Cable	Preamp	Aux	APos	TPos	Remark	Freq	Level	Line Margin	Level Factor	Loss Factor	Factor				MHz	dBuV/m	dBuV/m	dB	dBuV	dB/m	dB	dB	cm	deg	1	2483.51	50.69	54.00	-3.31	37.82	32.77	6.73	32.63	6.00	149	110	AVERAGE	<table border="1"> <thead> <tr> <th>Limit</th> <th>Read</th> <th>Ant</th> <th>Cable</th> <th>Preamp</th> <th>Aux</th> <th>APos</th> <th>TPos</th> <th>Remark</th> </tr> <tr> <th>Freq</th> <th>Level</th> <th>Line Margin</th> <th>Level Factor</th> <th>Loss Factor</th> <th>Factor</th> <th></th> <th></th> <th></th> </tr> <tr> <th>MHz</th> <th>dBuV/m</th> <th>dBuV/m</th> <th>dB</th> <th>dBuV</th> <th>dB/m</th> <th>dB</th> <th>dB</th> <th>cm</th> <th>deg</th> </tr> </thead> <tbody> <tr> <td>1</td> <td>2462.00</td> <td>96.49</td> <td>-----</td> <td>-----</td> <td>83.81</td> <td>32.64</td> <td>6.71</td> <td>32.67</td> <td>6.00</td> <td>149</td> <td>110</td> <td>AVERAGE</td> </tr> </tbody> </table>	Limit	Read	Ant	Cable	Preamp	Aux	APos	TPos	Remark	Freq	Level	Line Margin	Level Factor	Loss Factor	Factor				MHz	dBuV/m	dBuV/m	dB	dBuV	dB/m	dB	dB	cm	deg	1	2462.00	96.49	-----	-----	83.81	32.64	6.71	32.67	6.00	149	110	AVERAGE
Limit	Read	Ant	Cable	Preamp	Aux	APos	TPos	Remark																																																																												
Freq	Level	Line Margin	Level Factor	Loss Factor	Factor																																																																															
MHz	dBuV/m	dBuV/m	dB	dBuV	dB/m	dB	dB	cm	deg																																																																											
1	2483.51	50.69	54.00	-3.31	37.82	32.77	6.73	32.63	6.00	149	110	AVERAGE																																																																								
Limit	Read	Ant	Cable	Preamp	Aux	APos	TPos	Remark																																																																												
Freq	Level	Line Margin	Level Factor	Loss Factor	Factor																																																																															
MHz	dBuV/m	dBuV/m	dB	dBuV	dB/m	dB	dB	cm	deg																																																																											
1	2462.00	96.49	-----	-----	83.81	32.64	6.71	32.67	6.00	149	110	AVERAGE																																																																								



Mode	6																																																																																													
	Harmonic																																																																																													
	2400-2483.5_802.11g_CH11_2462MHz																																																																																													
ANT	2																																																																																													
Pol.	Horizontal	Vertical																																																																																												
Peak Avg	<table border="1"> <thead> <tr> <th>Limit</th> <th>Read</th> <th>Ant</th> <th>Cable</th> <th>Preamp</th> <th>Aux</th> <th>APos</th> <th>TPos</th> </tr> <tr> <th>Freq</th> <th>Level</th> <th>Line</th> <th>Margin</th> <th>Level</th> <th>Factor</th> <th>Loss</th> <th>Factor</th> <th>Factor</th> <th>cm</th> <th>deg</th> <th>Remark</th> </tr> </thead> <tbody> <tr> <td>1</td> <td>4924.00</td> <td>43.08</td> <td>74.00</td> <td>-30.92</td> <td>60.90</td> <td>34.20</td> <td>9.57</td> <td>61.59</td> <td>0.00</td> <td>---</td> <td>---</td> <td>PEAK</td> </tr> <tr> <td>2</td> <td>7306.00</td> <td>46.60</td> <td>74.00</td> <td>-27.40</td> <td>59.73</td> <td>35.73</td> <td>11.72</td> <td>60.58</td> <td>0.00</td> <td>---</td> <td>---</td> <td>Peak</td> </tr> </tbody> </table>	Limit	Read	Ant	Cable	Preamp	Aux	APos	TPos	Freq	Level	Line	Margin	Level	Factor	Loss	Factor	Factor	cm	deg	Remark	1	4924.00	43.08	74.00	-30.92	60.90	34.20	9.57	61.59	0.00	---	---	PEAK	2	7306.00	46.60	74.00	-27.40	59.73	35.73	11.72	60.58	0.00	---	---	Peak	<table border="1"> <thead> <tr> <th>Limit</th> <th>Read</th> <th>Ant</th> <th>Cable</th> <th>Preamp</th> <th>Aux</th> <th>APos</th> <th>TPos</th> </tr> <tr> <th>Freq</th> <th>Level</th> <th>Line</th> <th>Margin</th> <th>Level</th> <th>Factor</th> <th>Loss</th> <th>Factor</th> <th>Factor</th> <th>cm</th> <th>deg</th> <th>Remark</th> </tr> </thead> <tbody> <tr> <td>1</td> <td>4924.00</td> <td>42.57</td> <td>74.00</td> <td>-31.43</td> <td>60.39</td> <td>34.20</td> <td>9.57</td> <td>61.59</td> <td>0.00</td> <td>---</td> <td>---</td> <td>PEAK</td> </tr> <tr> <td>2</td> <td>7306.00</td> <td>47.39</td> <td>74.00</td> <td>-26.61</td> <td>60.52</td> <td>35.73</td> <td>11.72</td> <td>60.58</td> <td>0.00</td> <td>---</td> <td>---</td> <td>Peak</td> </tr> </tbody> </table>	Limit	Read	Ant	Cable	Preamp	Aux	APos	TPos	Freq	Level	Line	Margin	Level	Factor	Loss	Factor	Factor	cm	deg	Remark	1	4924.00	42.57	74.00	-31.43	60.39	34.20	9.57	61.59	0.00	---	---	PEAK	2	7306.00	47.39	74.00	-26.61	60.52	35.73	11.72	60.58	0.00	---	---	Peak
	Limit	Read	Ant	Cable	Preamp	Aux	APos	TPos																																																																																						
Freq	Level	Line	Margin	Level	Factor	Loss	Factor	Factor	cm	deg	Remark																																																																																			
1	4924.00	43.08	74.00	-30.92	60.90	34.20	9.57	61.59	0.00	---	---	PEAK																																																																																		
2	7306.00	46.60	74.00	-27.40	59.73	35.73	11.72	60.58	0.00	---	---	Peak																																																																																		
Limit	Read	Ant	Cable	Preamp	Aux	APos	TPos																																																																																							
Freq	Level	Line	Margin	Level	Factor	Loss	Factor	Factor	cm	deg	Remark																																																																																			
1	4924.00	42.57	74.00	-31.43	60.39	34.20	9.57	61.59	0.00	---	---	PEAK																																																																																		
2	7306.00	47.39	74.00	-26.61	60.52	35.73	11.72	60.58	0.00	---	---	Peak																																																																																		



Mode	7																																																																																			
	Band Edge																																																																																			
	2400-2483.5_802.11n_HT20_CH01_2412MHz																																																																																			
ANT	2																																																																																			
Pol.	Horizontal	Fundamental																																																																																		
Peak	<table border="1"> <thead> <tr> <th>Limit</th> <th>Read</th> <th>Ant</th> <th>Cable</th> <th>Preamp</th> <th>Aux</th> <th>APos</th> <th>TPos</th> <th>Remark</th> </tr> <tr> <th>Freq</th> <th>Level</th> <th>Line</th> <th>Margin</th> <th>Level</th> <th>Factor</th> <th>Loss</th> <th>Factor</th> <th>Factor</th> </tr> <tr> <th>MHz</th> <th>dBuV/m</th> <th>dBuV/m</th> <th>dB</th> <th>dBuV</th> <th>dB/m</th> <th>dB</th> <th>dB</th> <th>cm</th> <th>deg</th> </tr> </thead> <tbody> <tr> <td>1</td> <td>2389.69</td> <td>59.35</td> <td>74.00</td> <td>-14.65</td> <td>47.55</td> <td>32.06</td> <td>6.60</td> <td>32.86</td> <td>6.00</td> <td>100</td> <td>185</td> <td>PEAK</td> </tr> </tbody> </table>	Limit	Read	Ant	Cable	Preamp	Aux	APos	TPos	Remark	Freq	Level	Line	Margin	Level	Factor	Loss	Factor	Factor	MHz	dBuV/m	dBuV/m	dB	dBuV	dB/m	dB	dB	cm	deg	1	2389.69	59.35	74.00	-14.65	47.55	32.06	6.60	32.86	6.00	100	185	PEAK	<table border="1"> <thead> <tr> <th>Limit</th> <th>Read</th> <th>Ant</th> <th>Cable</th> <th>Preamp</th> <th>Aux</th> <th>APos</th> <th>TPos</th> <th>Remark</th> </tr> <tr> <th>Freq</th> <th>Level</th> <th>Line</th> <th>Margin</th> <th>Level</th> <th>Factor</th> <th>Loss</th> <th>Factor</th> <th>Factor</th> </tr> <tr> <th>MHz</th> <th>dBuV/m</th> <th>dBuV/m</th> <th>dB</th> <th>dBuV</th> <th>dB/m</th> <th>dB</th> <th>dB</th> <th>cm</th> <th>deg</th> </tr> </thead> <tbody> <tr> <td>1</td> <td>2412.00</td> <td>105.00</td> <td>-----</td> <td>-----</td> <td>93.71</td> <td>32.27</td> <td>6.63</td> <td>32.81</td> <td>6.00</td> <td>100</td> <td>185</td> <td>PEAK</td> </tr> </tbody> </table>	Limit	Read	Ant	Cable	Preamp	Aux	APos	TPos	Remark	Freq	Level	Line	Margin	Level	Factor	Loss	Factor	Factor	MHz	dBuV/m	dBuV/m	dB	dBuV	dB/m	dB	dB	cm	deg	1	2412.00	105.00	-----	-----	93.71	32.27	6.63	32.81	6.00	100	185	PEAK
	Limit	Read	Ant	Cable	Preamp	Aux	APos	TPos	Remark																																																																											
Freq	Level	Line	Margin	Level	Factor	Loss	Factor	Factor																																																																												
MHz	dBuV/m	dBuV/m	dB	dBuV	dB/m	dB	dB	cm	deg																																																																											
1	2389.69	59.35	74.00	-14.65	47.55	32.06	6.60	32.86	6.00	100	185	PEAK																																																																								
Limit	Read	Ant	Cable	Preamp	Aux	APos	TPos	Remark																																																																												
Freq	Level	Line	Margin	Level	Factor	Loss	Factor	Factor																																																																												
MHz	dBuV/m	dBuV/m	dB	dBuV	dB/m	dB	dB	cm	deg																																																																											
1	2412.00	105.00	-----	-----	93.71	32.27	6.63	32.81	6.00	100	185	PEAK																																																																								
Avg	<table border="1"> <thead> <tr> <th>Limit</th> <th>Read</th> <th>Ant</th> <th>Cable</th> <th>Preamp</th> <th>Aux</th> <th>APos</th> <th>TPos</th> <th>Remark</th> </tr> <tr> <th>Freq</th> <th>Level</th> <th>Line</th> <th>Margin</th> <th>Level</th> <th>Factor</th> <th>Loss</th> <th>Factor</th> <th>Factor</th> </tr> <tr> <th>MHz</th> <th>dBuV/m</th> <th>dBuV/m</th> <th>dB</th> <th>dBuV</th> <th>dB/m</th> <th>dB</th> <th>dB</th> <th>cm</th> <th>deg</th> </tr> </thead> <tbody> <tr> <td>1</td> <td>2389.95</td> <td>48.61</td> <td>54.00</td> <td>-5.39</td> <td>36.81</td> <td>32.06</td> <td>6.60</td> <td>32.86</td> <td>6.00</td> <td>100</td> <td>185</td> <td>AVERAGE</td> </tr> </tbody> </table>	Limit	Read	Ant	Cable	Preamp	Aux	APos	TPos	Remark	Freq	Level	Line	Margin	Level	Factor	Loss	Factor	Factor	MHz	dBuV/m	dBuV/m	dB	dBuV	dB/m	dB	dB	cm	deg	1	2389.95	48.61	54.00	-5.39	36.81	32.06	6.60	32.86	6.00	100	185	AVERAGE	<table border="1"> <thead> <tr> <th>Limit</th> <th>Read</th> <th>Ant</th> <th>Cable</th> <th>Preamp</th> <th>Aux</th> <th>APos</th> <th>TPos</th> <th>Remark</th> </tr> <tr> <th>Freq</th> <th>Level</th> <th>Line</th> <th>Margin</th> <th>Level</th> <th>Factor</th> <th>Loss</th> <th>Factor</th> <th>Factor</th> </tr> <tr> <th>MHz</th> <th>dBuV/m</th> <th>dBuV/m</th> <th>dB</th> <th>dBuV</th> <th>dB/m</th> <th>dB</th> <th>dB</th> <th>cm</th> <th>deg</th> </tr> </thead> <tbody> <tr> <td>1</td> <td>2412.00</td> <td>96.48</td> <td>-----</td> <td>-----</td> <td>84.39</td> <td>32.27</td> <td>6.63</td> <td>32.81</td> <td>6.00</td> <td>100</td> <td>185</td> <td>AVERAGE</td> </tr> </tbody> </table>	Limit	Read	Ant	Cable	Preamp	Aux	APos	TPos	Remark	Freq	Level	Line	Margin	Level	Factor	Loss	Factor	Factor	MHz	dBuV/m	dBuV/m	dB	dBuV	dB/m	dB	dB	cm	deg	1	2412.00	96.48	-----	-----	84.39	32.27	6.63	32.81	6.00	100	185	AVERAGE
Limit	Read	Ant	Cable	Preamp	Aux	APos	TPos	Remark																																																																												
Freq	Level	Line	Margin	Level	Factor	Loss	Factor	Factor																																																																												
MHz	dBuV/m	dBuV/m	dB	dBuV	dB/m	dB	dB	cm	deg																																																																											
1	2389.95	48.61	54.00	-5.39	36.81	32.06	6.60	32.86	6.00	100	185	AVERAGE																																																																								
Limit	Read	Ant	Cable	Preamp	Aux	APos	TPos	Remark																																																																												
Freq	Level	Line	Margin	Level	Factor	Loss	Factor	Factor																																																																												
MHz	dBuV/m	dBuV/m	dB	dBuV	dB/m	dB	dB	cm	deg																																																																											
1	2412.00	96.48	-----	-----	84.39	32.27	6.63	32.81	6.00	100	185	AVERAGE																																																																								



Mode	7																																																																																	
	Band Edge																																																																																	
	2400-2483.5_802.11n_HT20_CH01_2412MHz																																																																																	
ANT	2																																																																																	
Pol.	Vertical	Fundamental																																																																																
Peak	<table border="1"> <thead> <tr> <th>Limit</th> <th>Read</th> <th>Ant</th> <th>Cable</th> <th>Preamp</th> <th>Aux</th> <th>APos</th> <th>TPos</th> <th>Remark</th> </tr> <tr> <th>Freq</th> <th>Level</th> <th>Line</th> <th>Margin</th> <th>Level</th> <th>Factor</th> <th>Loss</th> <th>Factor</th> <th>Factor</th> </tr> <tr> <th>MHz</th> <th>dBuV/m</th> <th>dBuV/m</th> <th>dB</th> <th>dBuV</th> <th>dB/m</th> <th>dB</th> <th>dB</th> <th>cm</th> <th>deg</th> </tr> </thead> <tbody> <tr> <td>1</td> <td>2389.82</td> <td>62.65</td> <td>74.00</td> <td>-11.35</td> <td>50.85</td> <td>32.06</td> <td>6.60</td> <td>32.86</td> <td>6.00</td> <td>105</td> <td>71 PEAK</td> </tr> </tbody> </table>	Limit	Read	Ant	Cable	Preamp	Aux	APos	TPos	Remark	Freq	Level	Line	Margin	Level	Factor	Loss	Factor	Factor	MHz	dBuV/m	dBuV/m	dB	dBuV	dB/m	dB	dB	cm	deg	1	2389.82	62.65	74.00	-11.35	50.85	32.06	6.60	32.86	6.00	105	71 PEAK	<table border="1"> <thead> <tr> <th>Limit</th> <th>Read</th> <th>Ant</th> <th>Cable</th> <th>Preamp</th> <th>Aux</th> <th>APos</th> <th>TPos</th> <th>Remark</th> </tr> <tr> <th>Freq</th> <th>Level</th> <th>Line</th> <th>Margin</th> <th>Level</th> <th>Factor</th> <th>Loss</th> <th>Factor</th> <th>Factor</th> </tr> <tr> <th>MHz</th> <th>dBuV/m</th> <th>dBuV/m</th> <th>dB</th> <th>dBuV</th> <th>dB/m</th> <th>dB</th> <th>dB</th> <th>cm</th> <th>deg</th> </tr> </thead> <tbody> <tr> <td>1</td> <td>2412.00</td> <td>108.26</td> <td>-----</td> <td>-----</td> <td>96.17</td> <td>32.27</td> <td>6.63</td> <td>32.81</td> <td>6.00</td> <td>105</td> <td>71 PEAK</td> </tr> </tbody> </table>	Limit	Read	Ant	Cable	Preamp	Aux	APos	TPos	Remark	Freq	Level	Line	Margin	Level	Factor	Loss	Factor	Factor	MHz	dBuV/m	dBuV/m	dB	dBuV	dB/m	dB	dB	cm	deg	1	2412.00	108.26	-----	-----	96.17	32.27	6.63	32.81	6.00	105	71 PEAK
	Limit	Read	Ant	Cable	Preamp	Aux	APos	TPos	Remark																																																																									
Freq	Level	Line	Margin	Level	Factor	Loss	Factor	Factor																																																																										
MHz	dBuV/m	dBuV/m	dB	dBuV	dB/m	dB	dB	cm	deg																																																																									
1	2389.82	62.65	74.00	-11.35	50.85	32.06	6.60	32.86	6.00	105	71 PEAK																																																																							
Limit	Read	Ant	Cable	Preamp	Aux	APos	TPos	Remark																																																																										
Freq	Level	Line	Margin	Level	Factor	Loss	Factor	Factor																																																																										
MHz	dBuV/m	dBuV/m	dB	dBuV	dB/m	dB	dB	cm	deg																																																																									
1	2412.00	108.26	-----	-----	96.17	32.27	6.63	32.81	6.00	105	71 PEAK																																																																							
Avg	<table border="1"> <thead> <tr> <th>Limit</th> <th>Read</th> <th>Ant</th> <th>Cable</th> <th>Preamp</th> <th>Aux</th> <th>APos</th> <th>TPos</th> <th>Remark</th> </tr> <tr> <th>Freq</th> <th>Level</th> <th>Line</th> <th>Margin</th> <th>Level</th> <th>Factor</th> <th>Loss</th> <th>Factor</th> <th>Factor</th> </tr> <tr> <th>MHz</th> <th>dBuV/m</th> <th>dBuV/m</th> <th>dB</th> <th>dBuV</th> <th>dB/m</th> <th>dB</th> <th>dB</th> <th>cm</th> <th>deg</th> </tr> </thead> <tbody> <tr> <td>1</td> <td>2389.95</td> <td>50.85</td> <td>54.00</td> <td>-3.15</td> <td>39.05</td> <td>32.06</td> <td>6.60</td> <td>32.86</td> <td>6.00</td> <td>105</td> <td>71 AVERAGE</td> </tr> </tbody> </table>	Limit	Read	Ant	Cable	Preamp	Aux	APos	TPos	Remark	Freq	Level	Line	Margin	Level	Factor	Loss	Factor	Factor	MHz	dBuV/m	dBuV/m	dB	dBuV	dB/m	dB	dB	cm	deg	1	2389.95	50.85	54.00	-3.15	39.05	32.06	6.60	32.86	6.00	105	71 AVERAGE	<table border="1"> <thead> <tr> <th>Limit</th> <th>Read</th> <th>Ant</th> <th>Cable</th> <th>Preamp</th> <th>Aux</th> <th>APos</th> <th>TPos</th> <th>Remark</th> </tr> <tr> <th>Freq</th> <th>Level</th> <th>Line</th> <th>Margin</th> <th>Level</th> <th>Factor</th> <th>Loss</th> <th>Factor</th> <th>Factor</th> </tr> <tr> <th>MHz</th> <th>dBuV/m</th> <th>dBuV/m</th> <th>dB</th> <th>dBuV</th> <th>dB/m</th> <th>dB</th> <th>dB</th> <th>cm</th> <th>deg</th> </tr> </thead> <tbody> <tr> <td>1</td> <td>2412.00</td> <td>98.96</td> <td>-----</td> <td>-----</td> <td>86.87</td> <td>32.27</td> <td>6.63</td> <td>32.81</td> <td>6.00</td> <td>105</td> <td>71 AVERAGE</td> </tr> </tbody> </table>	Limit	Read	Ant	Cable	Preamp	Aux	APos	TPos	Remark	Freq	Level	Line	Margin	Level	Factor	Loss	Factor	Factor	MHz	dBuV/m	dBuV/m	dB	dBuV	dB/m	dB	dB	cm	deg	1	2412.00	98.96	-----	-----	86.87	32.27	6.63	32.81	6.00	105	71 AVERAGE
Limit	Read	Ant	Cable	Preamp	Aux	APos	TPos	Remark																																																																										
Freq	Level	Line	Margin	Level	Factor	Loss	Factor	Factor																																																																										
MHz	dBuV/m	dBuV/m	dB	dBuV	dB/m	dB	dB	cm	deg																																																																									
1	2389.95	50.85	54.00	-3.15	39.05	32.06	6.60	32.86	6.00	105	71 AVERAGE																																																																							
Limit	Read	Ant	Cable	Preamp	Aux	APos	TPos	Remark																																																																										
Freq	Level	Line	Margin	Level	Factor	Loss	Factor	Factor																																																																										
MHz	dBuV/m	dBuV/m	dB	dBuV	dB/m	dB	dB	cm	deg																																																																									
1	2412.00	98.96	-----	-----	86.87	32.27	6.63	32.81	6.00	105	71 AVERAGE																																																																							



Mode	7																																																																																																																	
	Harmonic																																																																																																																	
	2400-2483.5_802.11n_HT20_CH01_2412MHz																																																																																																																	
ANT	2																																																																																																																	
Pol.	Horizontal	Vertical																																																																																																																
Peak Avg	<table border="1"> <thead> <tr> <th>Limit</th> <th>Read</th> <th>Ant</th> <th>Cable</th> <th>Preamp</th> <th>Aux</th> <th>APos</th> <th>TPos</th> <th colspan="2">Remark</th> </tr> <tr> <th>Freq</th> <th>Level</th> <th>Line</th> <th>Margin</th> <th>Level</th> <th>Factor</th> <th>Loss</th> <th>Factor</th> <th>Factor</th> <th></th> </tr> <tr> <th>MHz</th> <th>dBuV/m</th> <th>dBuV/m</th> <th>dB</th> <th>dBuV</th> <th>dB/m</th> <th>dB</th> <th>dB</th> <th>cm</th> <th>deg</th> </tr> </thead> <tbody> <tr> <td>1</td> <td>4824.00</td> <td>43.92</td> <td>74.00</td> <td>-30.08</td> <td>61.94</td> <td>34.20</td> <td>9.47</td> <td>61.69</td> <td>0.00</td> <td>---</td> <td>---</td> <td>PEAK</td> </tr> <tr> <td>2</td> <td>7245.00</td> <td>51.00</td> <td>76.64</td> <td>-24.64</td> <td>64.73</td> <td>35.78</td> <td>11.66</td> <td>60.37</td> <td>0.00</td> <td>---</td> <td>---</td> <td>Peak</td> </tr> </tbody> </table>	Limit	Read	Ant	Cable	Preamp	Aux	APos	TPos	Remark		Freq	Level	Line	Margin	Level	Factor	Loss	Factor	Factor		MHz	dBuV/m	dBuV/m	dB	dBuV	dB/m	dB	dB	cm	deg	1	4824.00	43.92	74.00	-30.08	61.94	34.20	9.47	61.69	0.00	---	---	PEAK	2	7245.00	51.00	76.64	-24.64	64.73	35.78	11.66	60.37	0.00	---	---	Peak	<table border="1"> <thead> <tr> <th>Limit</th> <th>Read</th> <th>Ant</th> <th>Cable</th> <th>Preamp</th> <th>Aux</th> <th>APos</th> <th>TPos</th> <th colspan="2">Remark</th> </tr> <tr> <th>Freq</th> <th>Level</th> <th>Line</th> <th>Margin</th> <th>Level</th> <th>Factor</th> <th>Loss</th> <th>Factor</th> <th>Factor</th> <th></th> </tr> <tr> <th>MHz</th> <th>dBuV/m</th> <th>dBuV/m</th> <th>dB</th> <th>dBuV</th> <th>dB/m</th> <th>dB</th> <th>dB</th> <th>cm</th> <th>deg</th> </tr> </thead> <tbody> <tr> <td>1</td> <td>4824.00</td> <td>42.66</td> <td>74.00</td> <td>-31.34</td> <td>60.68</td> <td>34.20</td> <td>9.47</td> <td>61.69</td> <td>0.00</td> <td>---</td> <td>---</td> <td>PEAK</td> </tr> <tr> <td>2</td> <td>7245.00</td> <td>53.22</td> <td>76.23</td> <td>-23.01</td> <td>66.15</td> <td>35.78</td> <td>11.66</td> <td>60.37</td> <td>0.00</td> <td>---</td> <td>---</td> <td>Peak</td> </tr> </tbody> </table>	Limit	Read	Ant	Cable	Preamp	Aux	APos	TPos	Remark		Freq	Level	Line	Margin	Level	Factor	Loss	Factor	Factor		MHz	dBuV/m	dBuV/m	dB	dBuV	dB/m	dB	dB	cm	deg	1	4824.00	42.66	74.00	-31.34	60.68	34.20	9.47	61.69	0.00	---	---	PEAK	2	7245.00	53.22	76.23	-23.01	66.15	35.78	11.66	60.37	0.00	---	---	Peak
	Limit	Read	Ant	Cable	Preamp	Aux	APos	TPos	Remark																																																																																																									
Freq	Level	Line	Margin	Level	Factor	Loss	Factor	Factor																																																																																																										
MHz	dBuV/m	dBuV/m	dB	dBuV	dB/m	dB	dB	cm	deg																																																																																																									
1	4824.00	43.92	74.00	-30.08	61.94	34.20	9.47	61.69	0.00	---	---	PEAK																																																																																																						
2	7245.00	51.00	76.64	-24.64	64.73	35.78	11.66	60.37	0.00	---	---	Peak																																																																																																						
Limit	Read	Ant	Cable	Preamp	Aux	APos	TPos	Remark																																																																																																										
Freq	Level	Line	Margin	Level	Factor	Loss	Factor	Factor																																																																																																										
MHz	dBuV/m	dBuV/m	dB	dBuV	dB/m	dB	dB	cm	deg																																																																																																									
1	4824.00	42.66	74.00	-31.34	60.68	34.20	9.47	61.69	0.00	---	---	PEAK																																																																																																						
2	7245.00	53.22	76.23	-23.01	66.15	35.78	11.66	60.37	0.00	---	---	Peak																																																																																																						
Peak Avg																																																																																																																		

Note: Only the worst case has assessed 18G ~25GHz to test.



Mode	8																																																																																																																															
	Harmonic																																																																																																																															
	2400-2483.5_802.11n_HT20_CH06_2437MHz																																																																																																																															
ANT	2																																																																																																																															
Pol.	Horizontal	Vertical																																																																																																																														
Peak Avg																																																																																																																																
	<table border="1"> <thead> <tr> <th>Limit</th> <th>Read</th> <th>Ant</th> <th>Cable</th> <th>Preamp</th> <th>Aux</th> <th>APos</th> <th>TPos</th> <th colspan="2">Remark</th> </tr> <tr> <th>Freq</th> <th>Level</th> <th>Line</th> <th>Margin</th> <th>Level</th> <th>Factor</th> <th>Loss</th> <th>Factor</th> <th>Factor</th> <th></th> </tr> <tr> <th>MHz</th> <th>dBuV/m</th> <th>dBuV/m</th> <th>dB</th> <th>dBuV</th> <th>dB/m</th> <th>dB</th> <th>dB</th> <th>dB</th> <th>cm</th> <th>deg</th> </tr> </thead> <tbody> <tr> <td>1</td> <td>4874.00</td> <td>42.06</td> <td>74.00</td> <td>-31.94</td> <td>59.98</td> <td>34.20</td> <td>9.52</td> <td>61.64</td> <td>0.00</td> <td>---</td> <td>---</td> <td>PEAK</td> </tr> <tr> <td>2</td> <td>7311.00</td> <td>45.17</td> <td>74.00</td> <td>-28.83</td> <td>58.31</td> <td>35.64</td> <td>11.69</td> <td>60.47</td> <td>0.00</td> <td>---</td> <td>---</td> <td>PEAK</td> </tr> </tbody> </table>	Limit	Read	Ant	Cable	Preamp	Aux	APos	TPos	Remark		Freq	Level	Line	Margin	Level	Factor	Loss	Factor	Factor		MHz	dBuV/m	dBuV/m	dB	dBuV	dB/m	dB	dB	dB	cm	deg	1	4874.00	42.06	74.00	-31.94	59.98	34.20	9.52	61.64	0.00	---	---	PEAK	2	7311.00	45.17	74.00	-28.83	58.31	35.64	11.69	60.47	0.00	---	---	PEAK	<table border="1"> <thead> <tr> <th>Limit</th> <th>Read</th> <th>Ant</th> <th>Cable</th> <th>Preamp</th> <th>Aux</th> <th>APos</th> <th>TPos</th> <th colspan="2">Remark</th> </tr> <tr> <th>Freq</th> <th>Level</th> <th>Line</th> <th>Margin</th> <th>Level</th> <th>Factor</th> <th>Loss</th> <th>Factor</th> <th>Factor</th> <th></th> </tr> <tr> <th>MHz</th> <th>dBuV/m</th> <th>dBuV/m</th> <th>dB</th> <th>dBuV</th> <th>dB/m</th> <th>dB</th> <th>dB</th> <th>dB</th> <th>cm</th> <th>deg</th> </tr> </thead> <tbody> <tr> <td>1</td> <td>4874.00</td> <td>42.10</td> <td>74.00</td> <td>-31.90</td> <td>60.02</td> <td>34.20</td> <td>9.52</td> <td>61.64</td> <td>0.00</td> <td>---</td> <td>---</td> <td>PEAK</td> </tr> <tr> <td>2</td> <td>7311.00</td> <td>51.06</td> <td>74.00</td> <td>-22.94</td> <td>64.20</td> <td>35.64</td> <td>11.69</td> <td>60.47</td> <td>0.00</td> <td>100</td> <td>360</td> <td>PEAK</td> </tr> <tr> <td>3</td> <td>7311.00</td> <td>39.38</td> <td>54.00</td> <td>-14.62</td> <td>52.52</td> <td>35.63</td> <td>11.69</td> <td>60.46</td> <td>0.00</td> <td>100</td> <td>360</td> <td>AVERAGE</td> </tr> </tbody> </table>	Limit	Read	Ant	Cable	Preamp	Aux	APos	TPos	Remark		Freq	Level	Line	Margin	Level	Factor	Loss	Factor	Factor		MHz	dBuV/m	dBuV/m	dB	dBuV	dB/m	dB	dB	dB	cm	deg	1	4874.00	42.10	74.00	-31.90	60.02	34.20	9.52	61.64	0.00	---	---	PEAK	2	7311.00	51.06	74.00	-22.94	64.20	35.64	11.69	60.47	0.00	100	360	PEAK	3	7311.00	39.38	54.00	-14.62	52.52	35.63	11.69	60.46	0.00	100	360
Limit	Read	Ant	Cable	Preamp	Aux	APos	TPos	Remark																																																																																																																								
Freq	Level	Line	Margin	Level	Factor	Loss	Factor	Factor																																																																																																																								
MHz	dBuV/m	dBuV/m	dB	dBuV	dB/m	dB	dB	dB	cm	deg																																																																																																																						
1	4874.00	42.06	74.00	-31.94	59.98	34.20	9.52	61.64	0.00	---	---	PEAK																																																																																																																				
2	7311.00	45.17	74.00	-28.83	58.31	35.64	11.69	60.47	0.00	---	---	PEAK																																																																																																																				
Limit	Read	Ant	Cable	Preamp	Aux	APos	TPos	Remark																																																																																																																								
Freq	Level	Line	Margin	Level	Factor	Loss	Factor	Factor																																																																																																																								
MHz	dBuV/m	dBuV/m	dB	dBuV	dB/m	dB	dB	dB	cm	deg																																																																																																																						
1	4874.00	42.10	74.00	-31.90	60.02	34.20	9.52	61.64	0.00	---	---	PEAK																																																																																																																				
2	7311.00	51.06	74.00	-22.94	64.20	35.64	11.69	60.47	0.00	100	360	PEAK																																																																																																																				
3	7311.00	39.38	54.00	-14.62	52.52	35.63	11.69	60.46	0.00	100	360	AVERAGE																																																																																																																				



Mode	9																																																																																			
	Band Edge																																																																																			
	2400-2483.5_802.11n_HT20_CH11_2462MHz																																																																																			
ANT	2																																																																																			
Pol.	Horizontal	Fundamental																																																																																		
Peak	<table border="1"> <thead> <tr> <th>Limit</th> <th>Read</th> <th>Ant</th> <th>Cable</th> <th>Preamp</th> <th>Aux</th> <th>APos</th> <th>TPos</th> <th>Remark</th> </tr> <tr> <th>Freq</th> <th>Level</th> <th>Line</th> <th>Margin</th> <th>Level</th> <th>Factor</th> <th>Loss</th> <th>Factor</th> <th>Factor</th> </tr> <tr> <th>MHz</th> <th>dBuV/m</th> <th>dBuV/m</th> <th>dB</th> <th>dBuV</th> <th>dB/m</th> <th>dB</th> <th>dB</th> <th>cm</th> <th>deg</th> </tr> </thead> <tbody> <tr> <td>1</td> <td>2483.85</td> <td>63.91</td> <td>74.00</td> <td>-10.09</td> <td>51.03</td> <td>32.77</td> <td>6.73</td> <td>32.62</td> <td>6.00</td> <td>139</td> <td>170</td> <td>PEAK</td> </tr> </tbody> </table>	Limit	Read	Ant	Cable	Preamp	Aux	APos	TPos	Remark	Freq	Level	Line	Margin	Level	Factor	Loss	Factor	Factor	MHz	dBuV/m	dBuV/m	dB	dBuV	dB/m	dB	dB	cm	deg	1	2483.85	63.91	74.00	-10.09	51.03	32.77	6.73	32.62	6.00	139	170	PEAK	<table border="1"> <thead> <tr> <th>Limit</th> <th>Read</th> <th>Ant</th> <th>Cable</th> <th>Preamp</th> <th>Aux</th> <th>APos</th> <th>TPos</th> <th>Remark</th> </tr> <tr> <th>Freq</th> <th>Level</th> <th>Line</th> <th>Margin</th> <th>Level</th> <th>Factor</th> <th>Loss</th> <th>Factor</th> <th>Factor</th> </tr> <tr> <th>MHz</th> <th>dBuV/m</th> <th>dBuV/m</th> <th>dB</th> <th>dBuV</th> <th>dB/m</th> <th>dB</th> <th>dB</th> <th>cm</th> <th>deg</th> </tr> </thead> <tbody> <tr> <td>1</td> <td>2462.00</td> <td>105.85</td> <td>-----</td> <td>-----</td> <td>93.23</td> <td>32.60</td> <td>6.70</td> <td>32.68</td> <td>6.00</td> <td>139</td> <td>170</td> <td>PEAK</td> </tr> </tbody> </table>	Limit	Read	Ant	Cable	Preamp	Aux	APos	TPos	Remark	Freq	Level	Line	Margin	Level	Factor	Loss	Factor	Factor	MHz	dBuV/m	dBuV/m	dB	dBuV	dB/m	dB	dB	cm	deg	1	2462.00	105.85	-----	-----	93.23	32.60	6.70	32.68	6.00	139	170	PEAK
	Limit	Read	Ant	Cable	Preamp	Aux	APos	TPos	Remark																																																																											
Freq	Level	Line	Margin	Level	Factor	Loss	Factor	Factor																																																																												
MHz	dBuV/m	dBuV/m	dB	dBuV	dB/m	dB	dB	cm	deg																																																																											
1	2483.85	63.91	74.00	-10.09	51.03	32.77	6.73	32.62	6.00	139	170	PEAK																																																																								
Limit	Read	Ant	Cable	Preamp	Aux	APos	TPos	Remark																																																																												
Freq	Level	Line	Margin	Level	Factor	Loss	Factor	Factor																																																																												
MHz	dBuV/m	dBuV/m	dB	dBuV	dB/m	dB	dB	cm	deg																																																																											
1	2462.00	105.85	-----	-----	93.23	32.60	6.70	32.68	6.00	139	170	PEAK																																																																								
Avg	<table border="1"> <thead> <tr> <th>Limit</th> <th>Read</th> <th>Ant</th> <th>Cable</th> <th>Preamp</th> <th>Aux</th> <th>APos</th> <th>TPos</th> <th>Remark</th> </tr> <tr> <th>Freq</th> <th>Level</th> <th>Line</th> <th>Margin</th> <th>Level</th> <th>Factor</th> <th>Loss</th> <th>Factor</th> <th>Factor</th> </tr> <tr> <th>MHz</th> <th>dBuV/m</th> <th>dBuV/m</th> <th>dB</th> <th>dBuV</th> <th>dB/m</th> <th>dB</th> <th>dB</th> <th>cm</th> <th>deg</th> </tr> </thead> <tbody> <tr> <td>1</td> <td>2483.51</td> <td>50.68</td> <td>54.00</td> <td>-3.32</td> <td>37.81</td> <td>32.77</td> <td>6.73</td> <td>32.63</td> <td>6.00</td> <td>139</td> <td>170</td> <td>Peak</td> </tr> </tbody> </table>	Limit	Read	Ant	Cable	Preamp	Aux	APos	TPos	Remark	Freq	Level	Line	Margin	Level	Factor	Loss	Factor	Factor	MHz	dBuV/m	dBuV/m	dB	dBuV	dB/m	dB	dB	cm	deg	1	2483.51	50.68	54.00	-3.32	37.81	32.77	6.73	32.63	6.00	139	170	Peak	<table border="1"> <thead> <tr> <th>Limit</th> <th>Read</th> <th>Ant</th> <th>Cable</th> <th>Preamp</th> <th>Aux</th> <th>APos</th> <th>TPos</th> <th>Remark</th> </tr> <tr> <th>Freq</th> <th>Level</th> <th>Line</th> <th>Margin</th> <th>Level</th> <th>Factor</th> <th>Loss</th> <th>Factor</th> <th>Factor</th> </tr> <tr> <th>MHz</th> <th>dBuV/m</th> <th>dBuV/m</th> <th>dB</th> <th>dBuV</th> <th>dB/m</th> <th>dB</th> <th>dB</th> <th>cm</th> <th>deg</th> </tr> </thead> <tbody> <tr> <td>1</td> <td>2462.00</td> <td>95.96</td> <td>-----</td> <td>-----</td> <td>83.34</td> <td>32.60</td> <td>6.70</td> <td>32.68</td> <td>6.00</td> <td>139</td> <td>170</td> <td>AVERAGE</td> </tr> </tbody> </table>	Limit	Read	Ant	Cable	Preamp	Aux	APos	TPos	Remark	Freq	Level	Line	Margin	Level	Factor	Loss	Factor	Factor	MHz	dBuV/m	dBuV/m	dB	dBuV	dB/m	dB	dB	cm	deg	1	2462.00	95.96	-----	-----	83.34	32.60	6.70	32.68	6.00	139	170	AVERAGE
Limit	Read	Ant	Cable	Preamp	Aux	APos	TPos	Remark																																																																												
Freq	Level	Line	Margin	Level	Factor	Loss	Factor	Factor																																																																												
MHz	dBuV/m	dBuV/m	dB	dBuV	dB/m	dB	dB	cm	deg																																																																											
1	2483.51	50.68	54.00	-3.32	37.81	32.77	6.73	32.63	6.00	139	170	Peak																																																																								
Limit	Read	Ant	Cable	Preamp	Aux	APos	TPos	Remark																																																																												
Freq	Level	Line	Margin	Level	Factor	Loss	Factor	Factor																																																																												
MHz	dBuV/m	dBuV/m	dB	dBuV	dB/m	dB	dB	cm	deg																																																																											
1	2462.00	95.96	-----	-----	83.34	32.60	6.70	32.68	6.00	139	170	AVERAGE																																																																								



Mode	9																																																																																	
	Band Edge																																																																																	
	2400-2483.5_802.11n_HT20_CH11_2462MHz																																																																																	
ANT	2																																																																																	
Pol.	Vertical	Fundamental																																																																																
Peak	<table border="1"> <thead> <tr> <th>Limit</th> <th>Read</th> <th>Ant</th> <th>Cable</th> <th>Preamp</th> <th>Aux</th> <th>APos</th> <th>TPos</th> <th>Remark</th> </tr> <tr> <th>Freq</th> <th>Level</th> <th>Line</th> <th>Margin</th> <th>Level</th> <th>Factor</th> <th>Loss</th> <th>Factor</th> <th>Factor</th> </tr> <tr> <th>MHz</th> <th>dBuV/m</th> <th>dBuV/m</th> <th>dB</th> <th>dBuV</th> <th>dB/m</th> <th>dB</th> <th>dB</th> <th>dB</th> </tr> </thead> <tbody> <tr> <td>1</td> <td>2483.85</td> <td>62.13</td> <td>74.00</td> <td>-11.87</td> <td>49.25</td> <td>32.77</td> <td>6.73</td> <td>32.62</td> <td>6.00</td> <td>218</td> <td>0</td> <td>PEAK</td> </tr> </tbody> </table>	Limit	Read	Ant	Cable	Preamp	Aux	APos	TPos	Remark	Freq	Level	Line	Margin	Level	Factor	Loss	Factor	Factor	MHz	dBuV/m	dBuV/m	dB	dBuV	dB/m	dB	dB	dB	1	2483.85	62.13	74.00	-11.87	49.25	32.77	6.73	32.62	6.00	218	0	PEAK	<table border="1"> <thead> <tr> <th>Limit</th> <th>Read</th> <th>Ant</th> <th>Cable</th> <th>Preamp</th> <th>Aux</th> <th>APos</th> <th>TPos</th> <th>Remark</th> </tr> <tr> <th>Freq</th> <th>Level</th> <th>Line</th> <th>Margin</th> <th>Level</th> <th>Factor</th> <th>Loss</th> <th>Factor</th> <th>Factor</th> </tr> <tr> <th>MHz</th> <th>dBuV/m</th> <th>dBuV/m</th> <th>dB</th> <th>dBuV</th> <th>dB/m</th> <th>dB</th> <th>dB</th> <th>dB</th> </tr> </thead> <tbody> <tr> <td>1</td> <td>2462.00</td> <td>104.72</td> <td>-----</td> <td>-----</td> <td>92.10</td> <td>32.60</td> <td>6.70</td> <td>32.68</td> <td>6.00</td> <td>218</td> <td>0</td> <td>PEAK</td> </tr> </tbody> </table>	Limit	Read	Ant	Cable	Preamp	Aux	APos	TPos	Remark	Freq	Level	Line	Margin	Level	Factor	Loss	Factor	Factor	MHz	dBuV/m	dBuV/m	dB	dBuV	dB/m	dB	dB	dB	1	2462.00	104.72	-----	-----	92.10	32.60	6.70	32.68	6.00	218	0	PEAK
	Limit	Read	Ant	Cable	Preamp	Aux	APos	TPos	Remark																																																																									
Freq	Level	Line	Margin	Level	Factor	Loss	Factor	Factor																																																																										
MHz	dBuV/m	dBuV/m	dB	dBuV	dB/m	dB	dB	dB																																																																										
1	2483.85	62.13	74.00	-11.87	49.25	32.77	6.73	32.62	6.00	218	0	PEAK																																																																						
Limit	Read	Ant	Cable	Preamp	Aux	APos	TPos	Remark																																																																										
Freq	Level	Line	Margin	Level	Factor	Loss	Factor	Factor																																																																										
MHz	dBuV/m	dBuV/m	dB	dBuV	dB/m	dB	dB	dB																																																																										
1	2462.00	104.72	-----	-----	92.10	32.60	6.70	32.68	6.00	218	0	PEAK																																																																						
Avg	<table border="1"> <thead> <tr> <th>Limit</th> <th>Read</th> <th>Ant</th> <th>Cable</th> <th>Preamp</th> <th>Aux</th> <th>APos</th> <th>TPos</th> <th>Remark</th> </tr> <tr> <th>Freq</th> <th>Level</th> <th>Line</th> <th>Margin</th> <th>Level</th> <th>Factor</th> <th>Loss</th> <th>Factor</th> <th>Factor</th> </tr> <tr> <th>MHz</th> <th>dBuV/m</th> <th>dBuV/m</th> <th>dB</th> <th>dBuV</th> <th>dB/m</th> <th>dB</th> <th>dB</th> <th>dB</th> </tr> </thead> <tbody> <tr> <td>1</td> <td>2483.62</td> <td>50.10</td> <td>54.00</td> <td>-3.90</td> <td>37.23</td> <td>32.77</td> <td>6.73</td> <td>32.63</td> <td>6.00</td> <td>218</td> <td>0</td> <td>AVERAGE</td> </tr> </tbody> </table>	Limit	Read	Ant	Cable	Preamp	Aux	APos	TPos	Remark	Freq	Level	Line	Margin	Level	Factor	Loss	Factor	Factor	MHz	dBuV/m	dBuV/m	dB	dBuV	dB/m	dB	dB	dB	1	2483.62	50.10	54.00	-3.90	37.23	32.77	6.73	32.63	6.00	218	0	AVERAGE	<table border="1"> <thead> <tr> <th>Limit</th> <th>Read</th> <th>Ant</th> <th>Cable</th> <th>Preamp</th> <th>Aux</th> <th>APos</th> <th>TPos</th> <th>Remark</th> </tr> <tr> <th>Freq</th> <th>Level</th> <th>Line</th> <th>Margin</th> <th>Level</th> <th>Factor</th> <th>Loss</th> <th>Factor</th> <th>Factor</th> </tr> <tr> <th>MHz</th> <th>dBuV/m</th> <th>dBuV/m</th> <th>dB</th> <th>dBuV</th> <th>dB/m</th> <th>dB</th> <th>dB</th> <th>dB</th> </tr> </thead> <tbody> <tr> <td>1</td> <td>2462.00</td> <td>95.66</td> <td>-----</td> <td>-----</td> <td>83.07</td> <td>32.58</td> <td>6.70</td> <td>32.69</td> <td>6.00</td> <td>218</td> <td>0</td> <td>AVERAGE</td> </tr> </tbody> </table>	Limit	Read	Ant	Cable	Preamp	Aux	APos	TPos	Remark	Freq	Level	Line	Margin	Level	Factor	Loss	Factor	Factor	MHz	dBuV/m	dBuV/m	dB	dBuV	dB/m	dB	dB	dB	1	2462.00	95.66	-----	-----	83.07	32.58	6.70	32.69	6.00	218	0	AVERAGE
Limit	Read	Ant	Cable	Preamp	Aux	APos	TPos	Remark																																																																										
Freq	Level	Line	Margin	Level	Factor	Loss	Factor	Factor																																																																										
MHz	dBuV/m	dBuV/m	dB	dBuV	dB/m	dB	dB	dB																																																																										
1	2483.62	50.10	54.00	-3.90	37.23	32.77	6.73	32.63	6.00	218	0	AVERAGE																																																																						
Limit	Read	Ant	Cable	Preamp	Aux	APos	TPos	Remark																																																																										
Freq	Level	Line	Margin	Level	Factor	Loss	Factor	Factor																																																																										
MHz	dBuV/m	dBuV/m	dB	dBuV	dB/m	dB	dB	dB																																																																										
1	2462.00	95.66	-----	-----	83.07	32.58	6.70	32.69	6.00	218	0	AVERAGE																																																																						





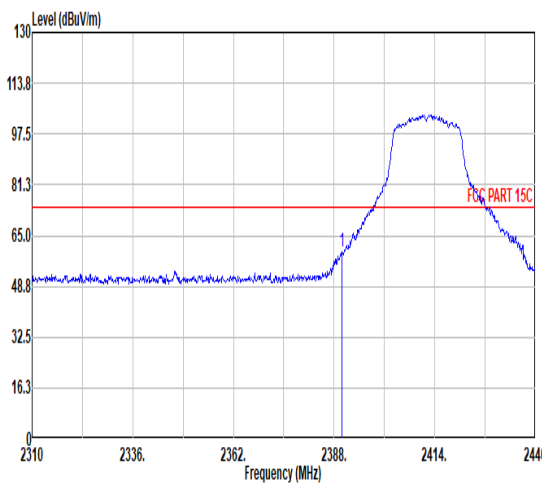
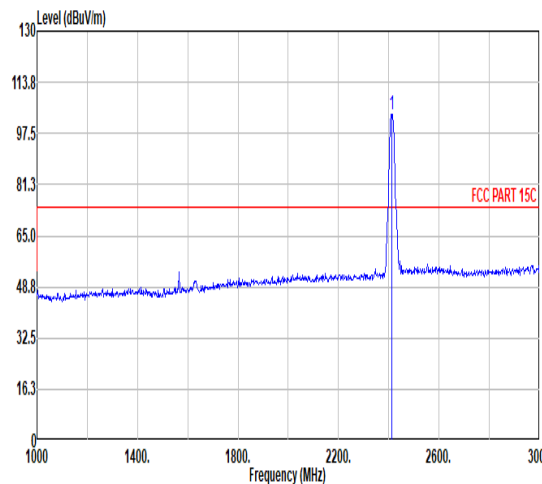
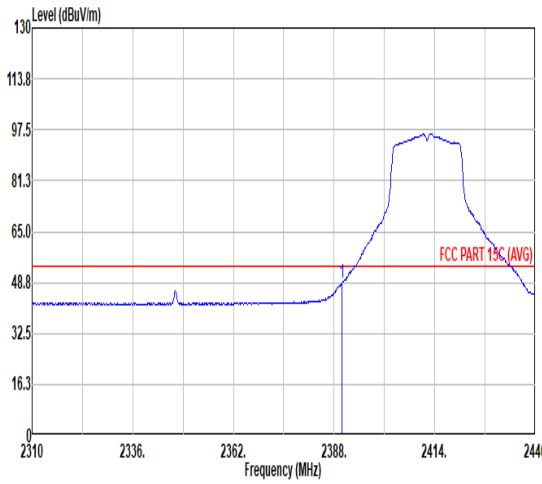
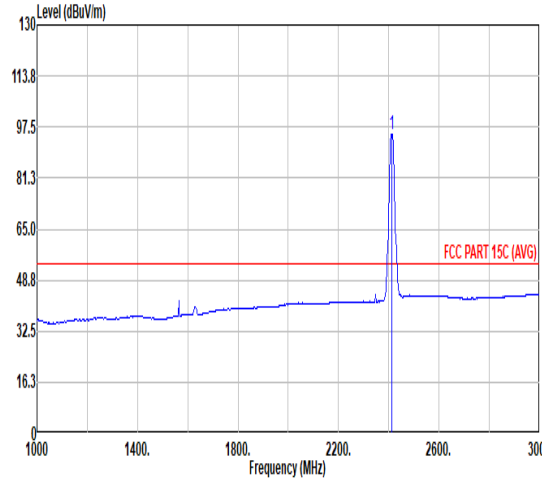
Mode	9																																																																																																																			
	Harmonic																																																																																																																			
	2400-2483.5_802.11n_HT20_CH11_2462MHz																																																																																																																			
ANT	2																																																																																																																			
Pol.	Horizontal	Vertical																																																																																																																		
Peak Avg	<table border="1"> <thead> <tr> <th>Limit</th> <th>Read</th> <th>Ant</th> <th>Cable</th> <th>Preamp</th> <th>Aux</th> <th>APos</th> <th>TPos</th> <th colspan="2"></th> </tr> <tr> <th>Freq</th> <th>Level</th> <th>Line</th> <th>Margin</th> <th>Level</th> <th>Factor</th> <th>Loss</th> <th>Factor</th> <th>Factor</th> <th>Remark</th> </tr> <tr> <th>MHz</th> <th>dBuV/m</th> <th>dBuV/m</th> <th>dB</th> <th>dBuV</th> <th>dB/m</th> <th>dB</th> <th>dB</th> <th>dB</th> <th>cm</th> <th>deg</th> </tr> </thead> <tbody> <tr> <td>1</td> <td>4924.00</td> <td>43.13</td> <td>74.00</td> <td>-30.87</td> <td>60.95</td> <td>34.20</td> <td>9.57</td> <td>61.59</td> <td>0.00</td> <td>---</td> <td>---</td> <td>PEAK</td> </tr> <tr> <td>2</td> <td>7306.00</td> <td>44.12</td> <td>74.00</td> <td>-29.88</td> <td>57.25</td> <td>35.73</td> <td>11.72</td> <td>60.58</td> <td>0.00</td> <td>---</td> <td>---</td> <td>PEAK</td> </tr> </tbody> </table>	Limit	Read	Ant	Cable	Preamp	Aux	APos	TPos			Freq	Level	Line	Margin	Level	Factor	Loss	Factor	Factor	Remark	MHz	dBuV/m	dBuV/m	dB	dBuV	dB/m	dB	dB	dB	cm	deg	1	4924.00	43.13	74.00	-30.87	60.95	34.20	9.57	61.59	0.00	---	---	PEAK	2	7306.00	44.12	74.00	-29.88	57.25	35.73	11.72	60.58	0.00	---	---	PEAK	<table border="1"> <thead> <tr> <th>Limit</th> <th>Read</th> <th>Ant</th> <th>Cable</th> <th>Preamp</th> <th>Aux</th> <th>APos</th> <th>TPos</th> <th colspan="2"></th> </tr> <tr> <th>Freq</th> <th>Level</th> <th>Line</th> <th>Margin</th> <th>Level</th> <th>Factor</th> <th>Loss</th> <th>Factor</th> <th>Factor</th> <th>Remark</th> </tr> <tr> <th>MHz</th> <th>dBuV/m</th> <th>dBuV/m</th> <th>dB</th> <th>dBuV</th> <th>dB/m</th> <th>dB</th> <th>dB</th> <th>dB</th> <th>cm</th> <th>deg</th> </tr> </thead> <tbody> <tr> <td>1</td> <td>4924.00</td> <td>42.53</td> <td>74.00</td> <td>-31.47</td> <td>60.35</td> <td>34.20</td> <td>9.57</td> <td>61.59</td> <td>0.00</td> <td>---</td> <td>---</td> <td>PEAK</td> </tr> <tr> <td>2</td> <td>7306.00</td> <td>47.49</td> <td>74.00</td> <td>-26.51</td> <td>60.62</td> <td>35.73</td> <td>11.72</td> <td>60.58</td> <td>0.00</td> <td>---</td> <td>---</td> <td>PEAK</td> </tr> </tbody> </table>	Limit	Read	Ant	Cable	Preamp	Aux	APos	TPos			Freq	Level	Line	Margin	Level	Factor	Loss	Factor	Factor	Remark	MHz	dBuV/m	dBuV/m	dB	dBuV	dB/m	dB	dB	dB	cm	deg	1	4924.00	42.53	74.00	-31.47	60.35	34.20	9.57	61.59	0.00	---	---	PEAK	2	7306.00	47.49	74.00	-26.51	60.62	35.73	11.72	60.58	0.00	---	---	PEAK
	Limit	Read	Ant	Cable	Preamp	Aux	APos	TPos																																																																																																												
Freq	Level	Line	Margin	Level	Factor	Loss	Factor	Factor	Remark																																																																																																											
MHz	dBuV/m	dBuV/m	dB	dBuV	dB/m	dB	dB	dB	cm	deg																																																																																																										
1	4924.00	43.13	74.00	-30.87	60.95	34.20	9.57	61.59	0.00	---	---	PEAK																																																																																																								
2	7306.00	44.12	74.00	-29.88	57.25	35.73	11.72	60.58	0.00	---	---	PEAK																																																																																																								
Limit	Read	Ant	Cable	Preamp	Aux	APos	TPos																																																																																																													
Freq	Level	Line	Margin	Level	Factor	Loss	Factor	Factor	Remark																																																																																																											
MHz	dBuV/m	dBuV/m	dB	dBuV	dB/m	dB	dB	dB	cm	deg																																																																																																										
1	4924.00	42.53	74.00	-31.47	60.35	34.20	9.57	61.59	0.00	---	---	PEAK																																																																																																								
2	7306.00	47.49	74.00	-26.51	60.62	35.73	11.72	60.58	0.00	---	---	PEAK																																																																																																								



Mode	7																																																																																																																																																											
	LF																																																																																																																																																											
	2400-2483.5_802.11n_HT20_CH01_2412MHz																																																																																																																																																											
ANT	2																																																																																																																																																											
Pol.	Horizontal	Vertical																																																																																																																																																										
Peak QP	<table border="1"> <thead> <tr> <th>Peak</th> <th>Freq (MHz)</th> <th>Level (dBuV/m)</th> <th>Over Limit (dB)</th> <th>Limit (dBuV/m)</th> <th>Read Level (dBuV)</th> <th>CableAntenna Loss (dB)</th> <th>Preamp Factor (dB/m)</th> <th>A/Pos (dB)</th> <th>T/Pos (cm)</th> <th>Remark</th> </tr> </thead> <tbody> <tr><td>1</td><td>108.57</td><td>24.52</td><td>-18.98</td><td>43.50</td><td>38.38</td><td>1.40</td><td>16.91</td><td>32.17</td><td>---</td><td>Peak</td></tr> <tr><td>2</td><td>224.00</td><td>24.63</td><td>-21.37</td><td>46.00</td><td>39.04</td><td>2.02</td><td>15.74</td><td>32.17</td><td>---</td><td>Peak</td></tr> <tr><td>3</td><td>450.01</td><td>21.37</td><td>-24.63</td><td>46.00</td><td>27.91</td><td>2.86</td><td>23.10</td><td>32.50</td><td>---</td><td>Peak</td></tr> <tr><td>4</td><td>670.20</td><td>26.52</td><td>-19.48</td><td>46.00</td><td>28.74</td><td>3.50</td><td>26.58</td><td>32.30</td><td>---</td><td>Peak</td></tr> <tr><td>5</td><td>739.07</td><td>28.47</td><td>-17.53</td><td>46.00</td><td>29.11</td><td>3.67</td><td>27.88</td><td>32.19</td><td>---</td><td>Peak</td></tr> <tr><td>6</td><td>955.38</td><td>30.94</td><td>-15.06</td><td>46.00</td><td>26.76</td><td>4.16</td><td>30.95</td><td>30.93</td><td>---</td><td>Peak</td></tr> </tbody> </table>	Peak	Freq (MHz)	Level (dBuV/m)	Over Limit (dB)	Limit (dBuV/m)	Read Level (dBuV)	CableAntenna Loss (dB)	Preamp Factor (dB/m)	A/Pos (dB)	T/Pos (cm)	Remark	1	108.57	24.52	-18.98	43.50	38.38	1.40	16.91	32.17	---	Peak	2	224.00	24.63	-21.37	46.00	39.04	2.02	15.74	32.17	---	Peak	3	450.01	21.37	-24.63	46.00	27.91	2.86	23.10	32.50	---	Peak	4	670.20	26.52	-19.48	46.00	28.74	3.50	26.58	32.30	---	Peak	5	739.07	28.47	-17.53	46.00	29.11	3.67	27.88	32.19	---	Peak	6	955.38	30.94	-15.06	46.00	26.76	4.16	30.95	30.93	---	Peak	<table border="1"> <thead> <tr> <th>Peak</th> <th>Freq (MHz)</th> <th>Level (dBuV/m)</th> <th>Over Limit (dB)</th> <th>Limit (dBuV/m)</th> <th>Read Level (dBuV)</th> <th>CableAntenna Loss (dB)</th> <th>Preamp Factor (dB/m)</th> <th>A/Pos (dB)</th> <th>T/Pos (cm)</th> <th>Remark</th> </tr> </thead> <tbody> <tr><td>1</td><td>53.28</td><td>29.68</td><td>-10.32</td><td>40.00</td><td>47.79</td><td>0.76</td><td>13.65</td><td>32.52</td><td>---</td><td>Peak</td></tr> <tr><td>2</td><td>104.69</td><td>29.97</td><td>-13.53</td><td>43.50</td><td>44.21</td><td>1.38</td><td>16.55</td><td>32.17</td><td>---</td><td>Peak</td></tr> <tr><td>3</td><td>219.15</td><td>22.02</td><td>-23.98</td><td>46.00</td><td>36.90</td><td>2.00</td><td>15.29</td><td>32.17</td><td>---</td><td>Peak</td></tr> <tr><td>4</td><td>592.60</td><td>27.00</td><td>-19.00</td><td>46.00</td><td>30.37</td><td>3.29</td><td>25.74</td><td>32.40</td><td>---</td><td>Peak</td></tr> <tr><td>5</td><td>855.47</td><td>29.06</td><td>-16.94</td><td>46.00</td><td>27.60</td><td>3.94</td><td>29.28</td><td>31.76</td><td>---</td><td>Peak</td></tr> <tr><td>6</td><td>952.47</td><td>30.93</td><td>-15.07</td><td>46.00</td><td>26.75</td><td>4.16</td><td>30.98</td><td>30.96</td><td>---</td><td>Peak</td></tr> </tbody> </table>	Peak	Freq (MHz)	Level (dBuV/m)	Over Limit (dB)	Limit (dBuV/m)	Read Level (dBuV)	CableAntenna Loss (dB)	Preamp Factor (dB/m)	A/Pos (dB)	T/Pos (cm)	Remark	1	53.28	29.68	-10.32	40.00	47.79	0.76	13.65	32.52	---	Peak	2	104.69	29.97	-13.53	43.50	44.21	1.38	16.55	32.17	---	Peak	3	219.15	22.02	-23.98	46.00	36.90	2.00	15.29	32.17	---	Peak	4	592.60	27.00	-19.00	46.00	30.37	3.29	25.74	32.40	---	Peak	5	855.47	29.06	-16.94	46.00	27.60	3.94	29.28	31.76	---	Peak	6	952.47	30.93	-15.07	46.00	26.75	4.16	30.98	30.96	---	Peak
Peak	Freq (MHz)	Level (dBuV/m)	Over Limit (dB)	Limit (dBuV/m)	Read Level (dBuV)	CableAntenna Loss (dB)	Preamp Factor (dB/m)	A/Pos (dB)	T/Pos (cm)	Remark																																																																																																																																																		
1	108.57	24.52	-18.98	43.50	38.38	1.40	16.91	32.17	---	Peak																																																																																																																																																		
2	224.00	24.63	-21.37	46.00	39.04	2.02	15.74	32.17	---	Peak																																																																																																																																																		
3	450.01	21.37	-24.63	46.00	27.91	2.86	23.10	32.50	---	Peak																																																																																																																																																		
4	670.20	26.52	-19.48	46.00	28.74	3.50	26.58	32.30	---	Peak																																																																																																																																																		
5	739.07	28.47	-17.53	46.00	29.11	3.67	27.88	32.19	---	Peak																																																																																																																																																		
6	955.38	30.94	-15.06	46.00	26.76	4.16	30.95	30.93	---	Peak																																																																																																																																																		
Peak	Freq (MHz)	Level (dBuV/m)	Over Limit (dB)	Limit (dBuV/m)	Read Level (dBuV)	CableAntenna Loss (dB)	Preamp Factor (dB/m)	A/Pos (dB)	T/Pos (cm)	Remark																																																																																																																																																		
1	53.28	29.68	-10.32	40.00	47.79	0.76	13.65	32.52	---	Peak																																																																																																																																																		
2	104.69	29.97	-13.53	43.50	44.21	1.38	16.55	32.17	---	Peak																																																																																																																																																		
3	219.15	22.02	-23.98	46.00	36.90	2.00	15.29	32.17	---	Peak																																																																																																																																																		
4	592.60	27.00	-19.00	46.00	30.37	3.29	25.74	32.40	---	Peak																																																																																																																																																		
5	855.47	29.06	-16.94	46.00	27.60	3.94	29.28	31.76	---	Peak																																																																																																																																																		
6	952.47	30.93	-15.07	46.00	26.75	4.16	30.98	30.96	---	Peak																																																																																																																																																		



<Simultaneous transmission>

		<b>10</b>																																																																																		
<b>Mode</b>		<b>Band Edge</b>																																																																																		
		<b>2400-2483.5_802.11n_HT20_CH01_2412MHz</b>																																																																																		
<b>ANT</b>		<b>2</b>																																																																																		
<b>Pol.</b>	<b>Horizontal</b>	<b>Fundamental</b>																																																																																		
<b>Peak</b>	 <table border="1" data-bbox="223 1176 766 1310"> <thead> <tr> <th>Limit</th> <th>Read</th> <th>Ant</th> <th>Cable</th> <th>Preamp</th> <th>Aux</th> <th>APos</th> <th>TPos</th> <th>Remark</th> </tr> <tr> <th>Freq</th> <th>Level</th> <th>Line</th> <th>Margin</th> <th>Level</th> <th>Factor</th> <th>Loss</th> <th>Factor</th> <th>Factor</th> </tr> <tr> <th>MHz</th> <th>dBuV/m</th> <th>dBuV/m</th> <th>dB</th> <th>dBuV</th> <th>dB/m</th> <th>dB</th> <th>dB</th> <th>cm</th> <th>deg</th> </tr> </thead> <tbody> <tr> <td>1</td> <td>2389.95</td> <td>60.01</td> <td>74.00</td> <td>-13.99</td> <td>48.21</td> <td>32.06</td> <td>6.60</td> <td>32.86</td> <td>6.00</td> <td>168</td> <td>156</td> <td>Peak</td> </tr> </tbody> </table>	Limit	Read	Ant	Cable	Preamp	Aux	APos	TPos	Remark	Freq	Level	Line	Margin	Level	Factor	Loss	Factor	Factor	MHz	dBuV/m	dBuV/m	dB	dBuV	dB/m	dB	dB	cm	deg	1	2389.95	60.01	74.00	-13.99	48.21	32.06	6.60	32.86	6.00	168	156	Peak	 <table border="1" data-bbox="893 1176 1436 1310"> <thead> <tr> <th>Limit</th> <th>Read</th> <th>Ant</th> <th>Cable</th> <th>Preamp</th> <th>Aux</th> <th>APos</th> <th>TPos</th> <th>Remark</th> </tr> <tr> <th>Freq</th> <th>Level</th> <th>Line</th> <th>Margin</th> <th>Level</th> <th>Factor</th> <th>Loss</th> <th>Factor</th> <th>Factor</th> </tr> <tr> <th>MHz</th> <th>dBuV/m</th> <th>dBuV/m</th> <th>dB</th> <th>dBuV</th> <th>dB/m</th> <th>dB</th> <th>dB</th> <th>cm</th> <th>deg</th> </tr> </thead> <tbody> <tr> <td>1</td> <td>2412.00</td> <td>103.64</td> <td>-----</td> <td>-----</td> <td>91.55</td> <td>32.27</td> <td>6.63</td> <td>32.81</td> <td>6.00</td> <td>168</td> <td>156</td> <td>Peak</td> </tr> </tbody> </table>	Limit	Read	Ant	Cable	Preamp	Aux	APos	TPos	Remark	Freq	Level	Line	Margin	Level	Factor	Loss	Factor	Factor	MHz	dBuV/m	dBuV/m	dB	dBuV	dB/m	dB	dB	cm	deg	1	2412.00	103.64	-----	-----	91.55	32.27	6.63	32.81	6.00	168	156	Peak
	Limit	Read	Ant	Cable	Preamp	Aux	APos	TPos	Remark																																																																											
Freq	Level	Line	Margin	Level	Factor	Loss	Factor	Factor																																																																												
MHz	dBuV/m	dBuV/m	dB	dBuV	dB/m	dB	dB	cm	deg																																																																											
1	2389.95	60.01	74.00	-13.99	48.21	32.06	6.60	32.86	6.00	168	156	Peak																																																																								
Limit	Read	Ant	Cable	Preamp	Aux	APos	TPos	Remark																																																																												
Freq	Level	Line	Margin	Level	Factor	Loss	Factor	Factor																																																																												
MHz	dBuV/m	dBuV/m	dB	dBuV	dB/m	dB	dB	cm	deg																																																																											
1	2412.00	103.64	-----	-----	91.55	32.27	6.63	32.81	6.00	168	156	Peak																																																																								
<b>Avg</b>	 <table border="1" data-bbox="223 1859 766 1993"> <thead> <tr> <th>Limit</th> <th>Read</th> <th>Ant</th> <th>Cable</th> <th>Preamp</th> <th>Aux</th> <th>APos</th> <th>TPos</th> <th>Remark</th> </tr> <tr> <th>Freq</th> <th>Level</th> <th>Line</th> <th>Margin</th> <th>Level</th> <th>Factor</th> <th>Loss</th> <th>Factor</th> <th>Factor</th> </tr> <tr> <th>MHz</th> <th>dBuV/m</th> <th>dBuV/m</th> <th>dB</th> <th>dBuV</th> <th>dB/m</th> <th>dB</th> <th>dB</th> <th>cm</th> <th>deg</th> </tr> </thead> <tbody> <tr> <td>1</td> <td>2389.95</td> <td>48.43</td> <td>54.00</td> <td>-5.57</td> <td>36.63</td> <td>32.06</td> <td>6.60</td> <td>32.86</td> <td>6.00</td> <td>168</td> <td>156</td> <td>Average</td> </tr> </tbody> </table>	Limit	Read	Ant	Cable	Preamp	Aux	APos	TPos	Remark	Freq	Level	Line	Margin	Level	Factor	Loss	Factor	Factor	MHz	dBuV/m	dBuV/m	dB	dBuV	dB/m	dB	dB	cm	deg	1	2389.95	48.43	54.00	-5.57	36.63	32.06	6.60	32.86	6.00	168	156	Average	 <table border="1" data-bbox="893 1859 1436 1993"> <thead> <tr> <th>Limit</th> <th>Read</th> <th>Ant</th> <th>Cable</th> <th>Preamp</th> <th>Aux</th> <th>APos</th> <th>TPos</th> <th>Remark</th> </tr> <tr> <th>Freq</th> <th>Level</th> <th>Line</th> <th>Margin</th> <th>Level</th> <th>Factor</th> <th>Loss</th> <th>Factor</th> <th>Factor</th> </tr> <tr> <th>MHz</th> <th>dBuV/m</th> <th>dBuV/m</th> <th>dB</th> <th>dBuV</th> <th>dB/m</th> <th>dB</th> <th>dB</th> <th>cm</th> <th>deg</th> </tr> </thead> <tbody> <tr> <td>1</td> <td>2412.00</td> <td>95.10</td> <td>-----</td> <td>-----</td> <td>83.01</td> <td>32.27</td> <td>6.63</td> <td>32.81</td> <td>6.00</td> <td>168</td> <td>156</td> <td>Average</td> </tr> </tbody> </table>	Limit	Read	Ant	Cable	Preamp	Aux	APos	TPos	Remark	Freq	Level	Line	Margin	Level	Factor	Loss	Factor	Factor	MHz	dBuV/m	dBuV/m	dB	dBuV	dB/m	dB	dB	cm	deg	1	2412.00	95.10	-----	-----	83.01	32.27	6.63	32.81	6.00	168	156	Average
	Limit	Read	Ant	Cable	Preamp	Aux	APos	TPos	Remark																																																																											
Freq	Level	Line	Margin	Level	Factor	Loss	Factor	Factor																																																																												
MHz	dBuV/m	dBuV/m	dB	dBuV	dB/m	dB	dB	cm	deg																																																																											
1	2389.95	48.43	54.00	-5.57	36.63	32.06	6.60	32.86	6.00	168	156	Average																																																																								
Limit	Read	Ant	Cable	Preamp	Aux	APos	TPos	Remark																																																																												
Freq	Level	Line	Margin	Level	Factor	Loss	Factor	Factor																																																																												
MHz	dBuV/m	dBuV/m	dB	dBuV	dB/m	dB	dB	cm	deg																																																																											
1	2412.00	95.10	-----	-----	83.01	32.27	6.63	32.81	6.00	168	156	Average																																																																								



		<b>10</b>																																																																																						
<b>Mode</b>		<b>Band Edge</b>																																																																																						
		<b>2400-2483.5_802.11n HT20_CH01_2412MHz</b>																																																																																						
<b>ANT</b>		<b>2</b>																																																																																						
<b>Pol.</b>	<b>Vertical</b>	<b>Fundamental</b>																																																																																						
<b>Peak</b>	<table border="1"> <thead> <tr> <th>Limit</th> <th>Read</th> <th>Ant</th> <th>Cable</th> <th>Preamp</th> <th>Aux</th> <th>APos</th> <th>TPos</th> <th colspan="2"></th> </tr> <tr> <th>Freq</th> <th>Level</th> <th>Line</th> <th>Margin</th> <th>Level</th> <th>Factor</th> <th>Loss</th> <th>Factor</th> <th>Factor</th> <th>Remark</th> </tr> <tr> <th>MHz</th> <th>dBuV/m</th> <th>dBuV/m</th> <th>dB</th> <th>dBuV</th> <th>dB/m</th> <th>dB</th> <th>dB</th> <th>dB</th> <th>cm</th> <th>deg</th> </tr> </thead> <tbody> <tr> <td>1</td> <td>2389.95</td> <td>61.75</td> <td>74.00</td> <td>-12.25</td> <td>49.95</td> <td>32.06</td> <td>6.60</td> <td>32.86</td> <td>6.00</td> <td>105</td> <td>68 Peak</td> </tr> </tbody> </table>	Limit	Read	Ant	Cable	Preamp	Aux	APos	TPos			Freq	Level	Line	Margin	Level	Factor	Loss	Factor	Factor	Remark	MHz	dBuV/m	dBuV/m	dB	dBuV	dB/m	dB	dB	dB	cm	deg	1	2389.95	61.75	74.00	-12.25	49.95	32.06	6.60	32.86	6.00	105	68 Peak	<table border="1"> <thead> <tr> <th>Limit</th> <th>Read</th> <th>Ant</th> <th>Cable</th> <th>Preamp</th> <th>Aux</th> <th>APos</th> <th>TPos</th> <th colspan="2"></th> </tr> <tr> <th>Freq</th> <th>Level</th> <th>Line</th> <th>Margin</th> <th>Level</th> <th>Factor</th> <th>Loss</th> <th>Factor</th> <th>Factor</th> <th>Remark</th> </tr> <tr> <th>MHz</th> <th>dBuV/m</th> <th>dBuV/m</th> <th>dB</th> <th>dBuV</th> <th>dB/m</th> <th>dB</th> <th>dB</th> <th>dB</th> <th>cm</th> <th>deg</th> </tr> </thead> <tbody> <tr> <td>1</td> <td>2412.00</td> <td>105.67</td> <td>-----</td> <td>-----</td> <td>93.58</td> <td>32.27</td> <td>6.63</td> <td>32.81</td> <td>6.00</td> <td>105</td> <td>68 Peak</td> </tr> </tbody> </table>	Limit	Read	Ant	Cable	Preamp	Aux	APos	TPos			Freq	Level	Line	Margin	Level	Factor	Loss	Factor	Factor	Remark	MHz	dBuV/m	dBuV/m	dB	dBuV	dB/m	dB	dB	dB	cm	deg	1	2412.00	105.67	-----	-----	93.58	32.27	6.63	32.81	6.00	105	68 Peak
	Limit	Read	Ant	Cable	Preamp	Aux	APos	TPos																																																																																
Freq	Level	Line	Margin	Level	Factor	Loss	Factor	Factor	Remark																																																																															
MHz	dBuV/m	dBuV/m	dB	dBuV	dB/m	dB	dB	dB	cm	deg																																																																														
1	2389.95	61.75	74.00	-12.25	49.95	32.06	6.60	32.86	6.00	105	68 Peak																																																																													
Limit	Read	Ant	Cable	Preamp	Aux	APos	TPos																																																																																	
Freq	Level	Line	Margin	Level	Factor	Loss	Factor	Factor	Remark																																																																															
MHz	dBuV/m	dBuV/m	dB	dBuV	dB/m	dB	dB	dB	cm	deg																																																																														
1	2412.00	105.67	-----	-----	93.58	32.27	6.63	32.81	6.00	105	68 Peak																																																																													
<b>Avg</b>	<table border="1"> <thead> <tr> <th>Limit</th> <th>Read</th> <th>Ant</th> <th>Cable</th> <th>Preamp</th> <th>Aux</th> <th>APos</th> <th>TPos</th> <th colspan="2"></th> </tr> <tr> <th>Freq</th> <th>Level</th> <th>Line</th> <th>Margin</th> <th>Level</th> <th>Factor</th> <th>Loss</th> <th>Factor</th> <th>Factor</th> <th>Remark</th> </tr> <tr> <th>MHz</th> <th>dBuV/m</th> <th>dBuV/m</th> <th>dB</th> <th>dBuV</th> <th>dB/m</th> <th>dB</th> <th>dB</th> <th>dB</th> <th>cm</th> <th>deg</th> </tr> </thead> <tbody> <tr> <td>1</td> <td>2389.95</td> <td>50.54</td> <td>54.00</td> <td>-3.46</td> <td>38.74</td> <td>32.06</td> <td>6.60</td> <td>32.86</td> <td>6.00</td> <td>105</td> <td>68 Average</td> </tr> </tbody> </table>	Limit	Read	Ant	Cable	Preamp	Aux	APos	TPos			Freq	Level	Line	Margin	Level	Factor	Loss	Factor	Factor	Remark	MHz	dBuV/m	dBuV/m	dB	dBuV	dB/m	dB	dB	dB	cm	deg	1	2389.95	50.54	54.00	-3.46	38.74	32.06	6.60	32.86	6.00	105	68 Average	<table border="1"> <thead> <tr> <th>Limit</th> <th>Read</th> <th>Ant</th> <th>Cable</th> <th>Preamp</th> <th>Aux</th> <th>APos</th> <th>TPos</th> <th colspan="2"></th> </tr> <tr> <th>Freq</th> <th>Level</th> <th>Line</th> <th>Margin</th> <th>Level</th> <th>Factor</th> <th>Loss</th> <th>Factor</th> <th>Factor</th> <th>Remark</th> </tr> <tr> <th>MHz</th> <th>dBuV/m</th> <th>dBuV/m</th> <th>dB</th> <th>dBuV</th> <th>dB/m</th> <th>dB</th> <th>dB</th> <th>dB</th> <th>cm</th> <th>deg</th> </tr> </thead> <tbody> <tr> <td>1</td> <td>2412.00</td> <td>96.76</td> <td>-----</td> <td>-----</td> <td>84.67</td> <td>32.27</td> <td>6.63</td> <td>32.81</td> <td>6.00</td> <td>105</td> <td>68 Average</td> </tr> </tbody> </table>	Limit	Read	Ant	Cable	Preamp	Aux	APos	TPos			Freq	Level	Line	Margin	Level	Factor	Loss	Factor	Factor	Remark	MHz	dBuV/m	dBuV/m	dB	dBuV	dB/m	dB	dB	dB	cm	deg	1	2412.00	96.76	-----	-----	84.67	32.27	6.63	32.81	6.00	105	68 Average
	Limit	Read	Ant	Cable	Preamp	Aux	APos	TPos																																																																																
Freq	Level	Line	Margin	Level	Factor	Loss	Factor	Factor	Remark																																																																															
MHz	dBuV/m	dBuV/m	dB	dBuV	dB/m	dB	dB	dB	cm	deg																																																																														
1	2389.95	50.54	54.00	-3.46	38.74	32.06	6.60	32.86	6.00	105	68 Average																																																																													
Limit	Read	Ant	Cable	Preamp	Aux	APos	TPos																																																																																	
Freq	Level	Line	Margin	Level	Factor	Loss	Factor	Factor	Remark																																																																															
MHz	dBuV/m	dBuV/m	dB	dBuV	dB/m	dB	dB	dB	cm	deg																																																																														
1	2412.00	96.76	-----	-----	84.67	32.27	6.63	32.81	6.00	105	68 Average																																																																													

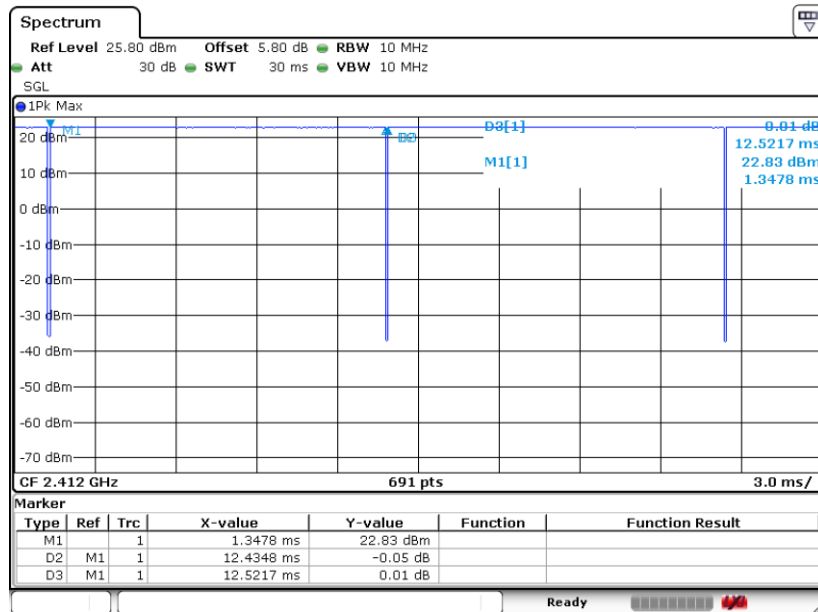


Mode	10																																																																																																											
	Harmonic																																																																																																											
	2400-2483.5_802.11n HT20_CH01_2412MHz																																																																																																											
ANT	2																																																																																																											
Pol.	Horizontal	Vertical																																																																																																										
Peak Avg	<table border="1"> <thead> <tr> <th>Limit</th> <th>Read</th> <th>Ant</th> <th>Cable</th> <th>Preamp</th> <th>Aux</th> <th>APos</th> <th>TPos</th> <th>Remark</th> </tr> <tr> <th>Freq</th> <th>Level</th> <th>Line</th> <th>Margin</th> <th>Level</th> <th>Factor</th> <th>Loss</th> <th>Factor</th> <th>Factor</th> </tr> <tr> <th>MHz</th> <th>dBuV/m</th> <th>dBuV/m</th> <th>dB</th> <th>dBuV</th> <th>dB/m</th> <th>dB</th> <th>dB</th> <th>dB</th> </tr> </thead> <tbody> <tr> <td>1</td> <td>4005.00</td> <td>45.77</td> <td>74.00</td> <td>-28.23</td> <td>64.45</td> <td>34.14</td> <td>8.63</td> <td>61.45</td> <td>0.00</td> <td>---</td> <td>---</td> <td>Peak</td> </tr> <tr> <td>2</td> <td>4824.00</td> <td>43.92</td> <td>74.00</td> <td>-30.08</td> <td>61.94</td> <td>34.20</td> <td>9.47</td> <td>61.69</td> <td>0.00</td> <td>---</td> <td>---</td> <td>PEAK</td> </tr> </tbody> </table>	Limit	Read	Ant	Cable	Preamp	Aux	APos	TPos	Remark	Freq	Level	Line	Margin	Level	Factor	Loss	Factor	Factor	MHz	dBuV/m	dBuV/m	dB	dBuV	dB/m	dB	dB	dB	1	4005.00	45.77	74.00	-28.23	64.45	34.14	8.63	61.45	0.00	---	---	Peak	2	4824.00	43.92	74.00	-30.08	61.94	34.20	9.47	61.69	0.00	---	---	PEAK	<table border="1"> <thead> <tr> <th>Limit</th> <th>Read</th> <th>Ant</th> <th>Cable</th> <th>Preamp</th> <th>Aux</th> <th>APos</th> <th>TPos</th> <th>Remark</th> </tr> <tr> <th>Freq</th> <th>Level</th> <th>Line</th> <th>Margin</th> <th>Level</th> <th>Factor</th> <th>Loss</th> <th>Factor</th> <th>Factor</th> </tr> <tr> <th>MHz</th> <th>dBuV/m</th> <th>dBuV/m</th> <th>dB</th> <th>dBuV</th> <th>dB/m</th> <th>dB</th> <th>dB</th> <th>dB</th> </tr> </thead> <tbody> <tr> <td>1</td> <td>4005.00</td> <td>45.66</td> <td>74.00</td> <td>-28.34</td> <td>64.34</td> <td>34.14</td> <td>8.63</td> <td>61.45</td> <td>0.00</td> <td>---</td> <td>---</td> <td>Peak</td> </tr> <tr> <td>2</td> <td>4824.00</td> <td>42.66</td> <td>74.00</td> <td>-31.34</td> <td>60.68</td> <td>34.20</td> <td>9.47</td> <td>61.69</td> <td>0.00</td> <td>---</td> <td>---</td> <td>PEAK</td> </tr> </tbody> </table>	Limit	Read	Ant	Cable	Preamp	Aux	APos	TPos	Remark	Freq	Level	Line	Margin	Level	Factor	Loss	Factor	Factor	MHz	dBuV/m	dBuV/m	dB	dBuV	dB/m	dB	dB	dB	1	4005.00	45.66	74.00	-28.34	64.34	34.14	8.63	61.45	0.00	---	---	Peak	2	4824.00	42.66	74.00	-31.34	60.68	34.20	9.47	61.69	0.00	---	---	PEAK
Limit	Read	Ant	Cable	Preamp	Aux	APos	TPos	Remark																																																																																																				
Freq	Level	Line	Margin	Level	Factor	Loss	Factor	Factor																																																																																																				
MHz	dBuV/m	dBuV/m	dB	dBuV	dB/m	dB	dB	dB																																																																																																				
1	4005.00	45.77	74.00	-28.23	64.45	34.14	8.63	61.45	0.00	---	---	Peak																																																																																																
2	4824.00	43.92	74.00	-30.08	61.94	34.20	9.47	61.69	0.00	---	---	PEAK																																																																																																
Limit	Read	Ant	Cable	Preamp	Aux	APos	TPos	Remark																																																																																																				
Freq	Level	Line	Margin	Level	Factor	Loss	Factor	Factor																																																																																																				
MHz	dBuV/m	dBuV/m	dB	dBuV	dB/m	dB	dB	dB																																																																																																				
1	4005.00	45.66	74.00	-28.34	64.34	34.14	8.63	61.45	0.00	---	---	Peak																																																																																																
2	4824.00	42.66	74.00	-31.34	60.68	34.20	9.47	61.69	0.00	---	---	PEAK																																																																																																

## Appendix D. Duty Cycle Plots

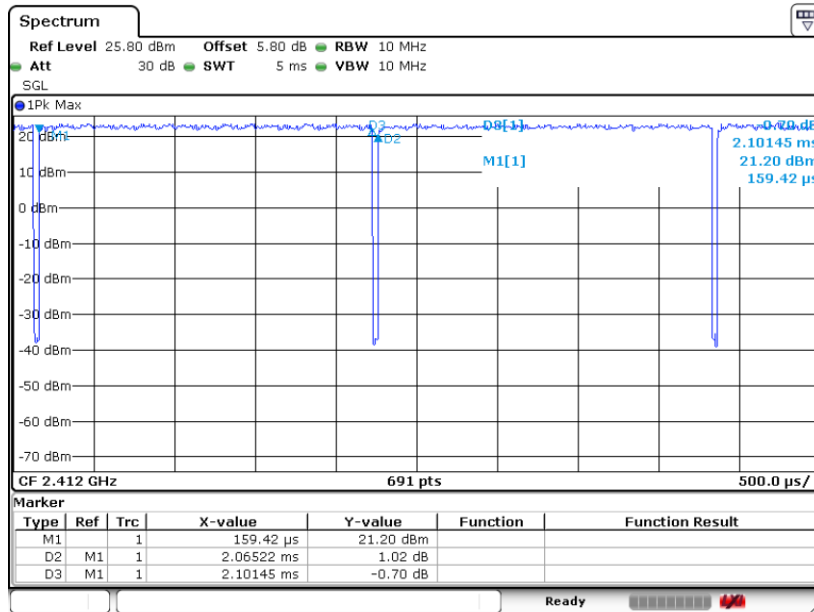
Band	Duty Cycle(%)	T(ms)	1/T(kHz)	VBW Setting
802.11b	99.31	-	-	10Hz
802.11g	98.28	-	-	10Hz
802.11n HT20	98.16	-	-	10Hz

### 802.11b





802.11g



802.11n HT20

