

## System Check\_Head\_750MHz

### DUT: D750V3-1107

Communication System: CW; Frequency: 750 MHz; Duty Cycle: 1:1

Medium: HSL\_750\_201222 Medium parameters used:  $f = 750 \text{ MHz}$ ;  $\sigma = 0.893 \text{ S/m}$ ;  $\epsilon_r = 41.376$ ;  $\rho = 1000 \text{ kg/m}^3$

Ambient Temperature :  $23.3 \text{ }^\circ\text{C}$ ; Liquid Temperature :  $22.3 \text{ }^\circ\text{C}$

#### DASY5 Configuration:

- Probe: ES3DV3 - SN3270; ConvF(6.44, 6.44, 6.44) @ 750 MHz; Calibrated: 2020/9/23
- Sensor-Surface: 3mm (Mechanical Surface Detection)
- Electronics: DAE3 Sn495; Calibrated: 2020/7/21
- Phantom: SAM\_Left; Type: SAM; Serial: 1796
- Measurement SW: DASY52, Version 52.10 (4); SEMCAD X Version 14.6.14 (7483)

**Pin=250mW/Area Scan (61x61x1):** Interpolated grid:  $dx=1.500 \text{ mm}$ ,  $dy=1.500 \text{ mm}$

Maximum value of SAR (interpolated) =  $2.57 \text{ W/kg}$

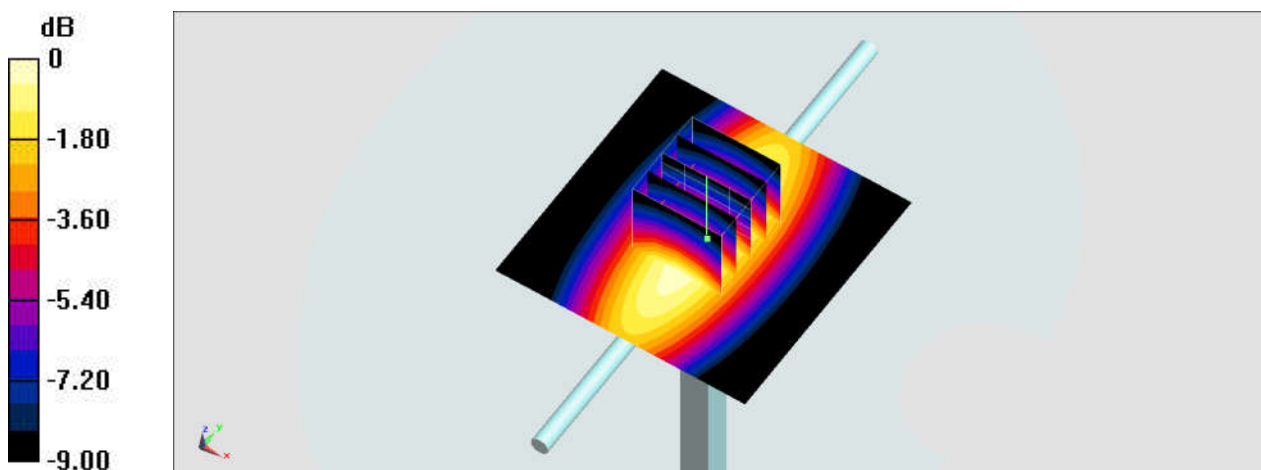
**Pin=250mW/Zoom Scan (5x5x7)/Cube 0:** Measurement grid:  $dx=8\text{mm}$ ,  $dy=8\text{mm}$ ,  $dz=5\text{mm}$

Reference Value =  $58.57 \text{ V/m}$ ; Power Drift =  $-0.02 \text{ dB}$

Peak SAR (extrapolated) =  $3.10 \text{ W/kg}$

**SAR(1 g) =  $2.04 \text{ W/kg}$ ; SAR(10 g) =  $1.36 \text{ W/kg}$**

Maximum value of SAR (measured) =  $2.59 \text{ W/kg}$



0 dB =  $2.59 \text{ W/kg}$  =  $4.13 \text{ dBW/kg}$

## System Check\_Head\_750MHz

### DUT: D750V3-1107

Communication System: CW; Frequency: 750 MHz; Duty Cycle: 1:1

Medium: HSL\_750\_201224 Medium parameters used:  $f = 750 \text{ MHz}$ ;  $\sigma = 0.894 \text{ S/m}$ ;  $\epsilon_r = 43.582$ ;  $\rho = 1000 \text{ kg/m}^3$

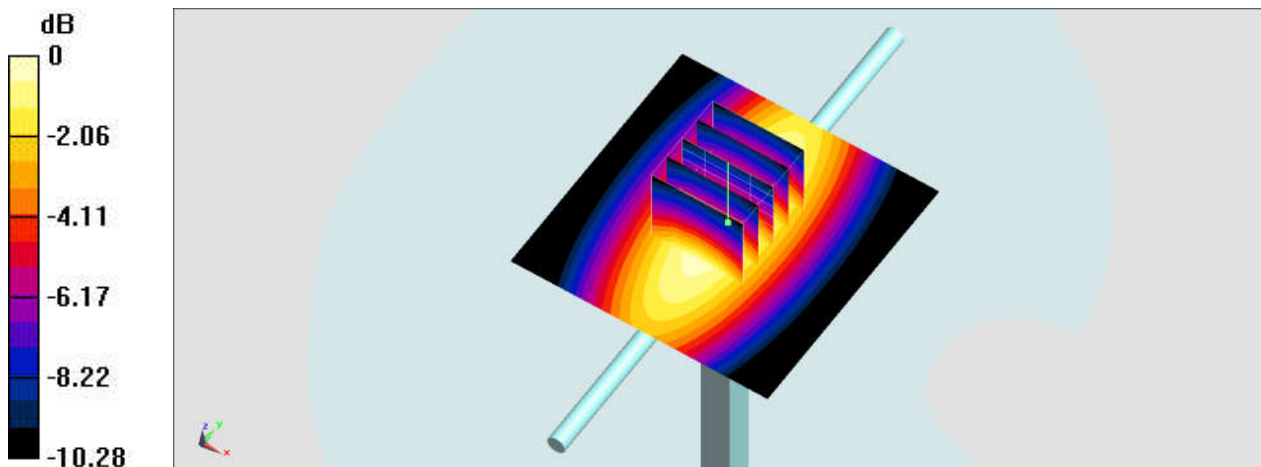
Ambient Temperature :  $23.5 \text{ }^\circ\text{C}$ ; Liquid Temperature :  $22.5 \text{ }^\circ\text{C}$

#### DASY5 Configuration:

- Probe: ES3DV3 - SN3270; ConvF(6.44, 6.44, 6.44) @ 750 MHz; Calibrated: 2020/9/23
- Sensor-Surface: 3mm (Mechanical Surface Detection)
- Electronics: DAE3 Sn495; Calibrated: 2020/7/21
- Phantom: SAM\_Left; Type: SAM; Serial: 1796
- Measurement SW: DASY52, Version 52.10 (4); SEMCAD X Version 14.6.14 (7483)

**Pin=250mW/Area Scan (61x61x1):** Interpolated grid:  $dx=1.500 \text{ mm}$ ,  $dy=1.500 \text{ mm}$   
Maximum value of SAR (interpolated) =  $2.67 \text{ W/kg}$

**Pin=250mW/Zoom Scan (5x5x7)/Cube 0:** Measurement grid:  $dx=8\text{mm}$ ,  $dy=8\text{mm}$ ,  $dz=5\text{mm}$   
Reference Value =  $58.85 \text{ V/m}$ ; Power Drift =  $-0.17 \text{ dB}$   
Peak SAR (extrapolated) =  $3.34 \text{ W/kg}$   
**SAR(1 g) =  $2.25 \text{ W/kg}$ ; SAR(10 g) =  $1.49 \text{ W/kg}$**   
Maximum value of SAR (measured) =  $2.64 \text{ W/kg}$



0 dB =  $2.64 \text{ W/kg} = 4.22 \text{ dBW/kg}$

## System Check\_Head\_750MHz

### DUT: D750V3-1107

Communication System: CW ; Frequency: 750 MHz;Duty Cycle: 1:1

Medium: HSL\_750\_201227 Medium parameters used:  $f = 750$  MHz;  $\sigma = 0.885$  S/m;  $\epsilon_r = 42.251$ ;  $\rho = 1000$  kg/m<sup>3</sup>

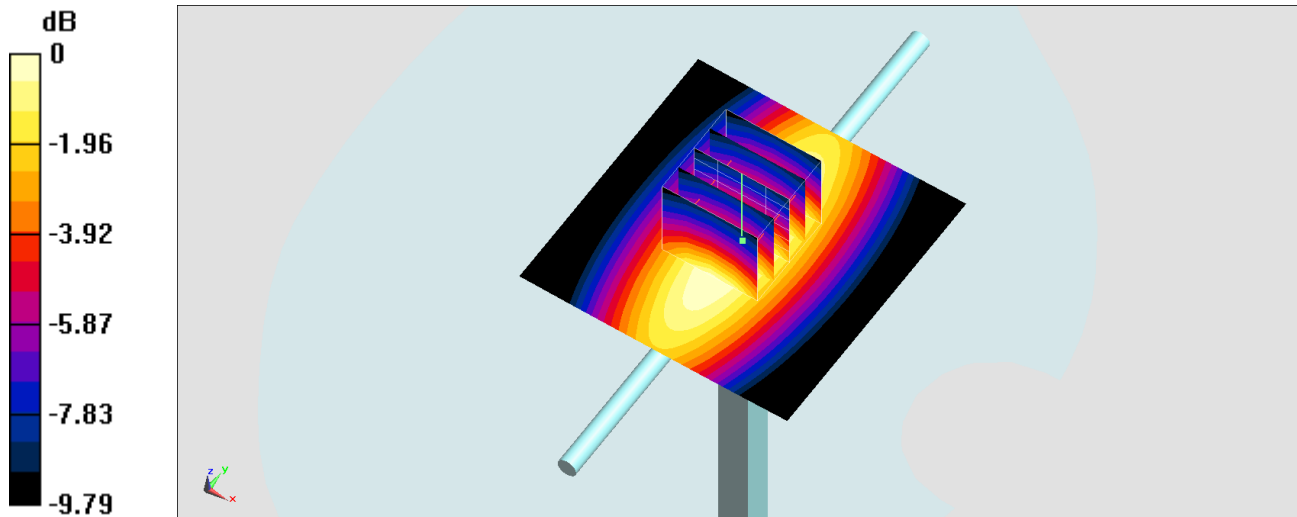
Ambient Temperature : 23.2 °C ; Liquid Temperature : 22.2 °C

DASY5 Configuration:

- Probe: EX3DV4 - SN3931; ConvF(10.19, 10.19, 10.19) @ 750 MHz; Calibrated: 2020/10/22
- Sensor-Surface: 1.4mm (Mechanical Surface Detection)
- Electronics: DAE4 Sn699; Calibrated: 2020/2/26
- Phantom: SAM-Middle; Type: SAM; Serial: TP-1503
- Measurement SW: DASY52, Version 52.10 (4);SEMCAD X Version 14.6.14 (7483)

**Pin=250mW/Area Scan (61x61x1):** Interpolated grid: dx=1.500 mm, dy=1.500 mm  
Maximum value of SAR (interpolated) = 3.02 W/kg

**Pin=250mW/Zoom Scan (5x5x7)/Cube 0:** Measurement grid: dx=8mm, dy=8mm, dz=5mm  
Reference Value = 61.72 V/m; Power Drift = -0.05 dB  
Peak SAR (extrapolated) = 3.24 W/kg  
**SAR(1 g) = 2.22 W/kg; SAR(10 g) = 1.49 W/kg**  
Maximum value of SAR (measured) = 2.88 W/kg



0 dB = 2.88 W/kg = 4.59 dBW/kg

## System Check\_Head\_750MHz

### DUT: D750V3-1107

Communication System: CW; Frequency: 750 MHz; Duty Cycle: 1:1

Medium: HSL\_750\_201229 Medium parameters used:  $f = 750$  MHz;  $\sigma = 0.893$  S/m;  $\epsilon_r = 41.547$ ;  $\rho = 1000$  kg/m<sup>3</sup>

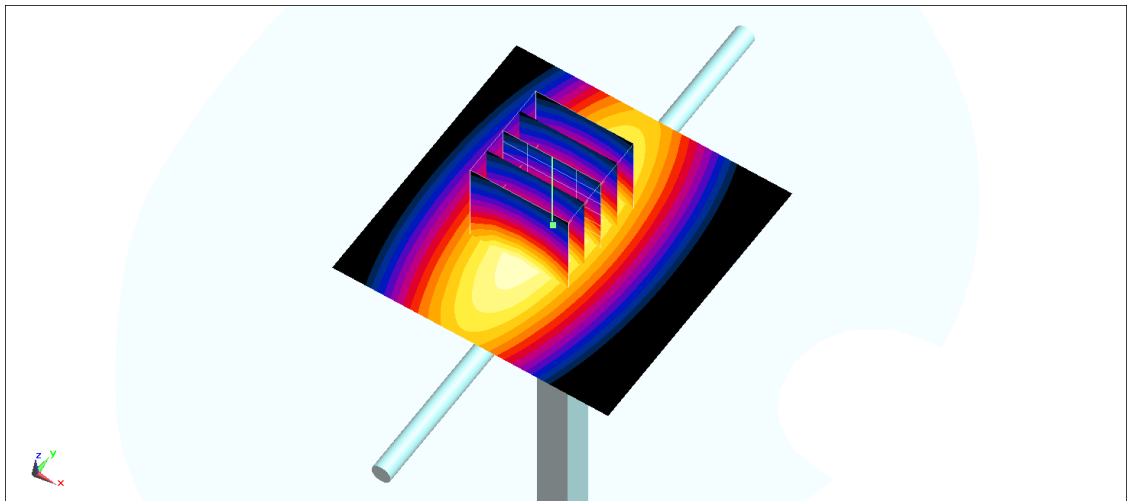
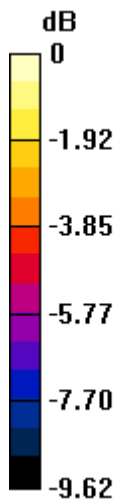
Ambient Temperature : 23.4 °C ; Liquid Temperature : 22.4 °C

DASY5 Configuration:

- Probe: ES3DV3 - SN3184; ConvF(6.64, 6.64, 6.64) @ 750 MHz; Calibrated: 2020/9/23
- Sensor-Surface: 3mm (Mechanical Surface Detection)
- Electronics: DAE4 Sn1424; Calibrated: 2020/1/24
- Phantom: SAM\_Left; Type: QD000P40CD; Serial: TP:1684
- Measurement SW: DASY52, Version 52.10 (4); SEMCAD X Version 14.6.14 (7483)

**Pin=250mW/Area Scan (61x61x1):** Interpolated grid: dx=1.500 mm, dy=1.500 mm  
Maximum value of SAR (interpolated) = 2.31 W/kg

**Pin=250mW/Zoom Scan (5x5x7)/Cube 0:** Measurement grid: dx=8mm, dy=8mm, dz=5mm  
Reference Value = 52.17 V/m; Power Drift = 0.00 dB  
Peak SAR (extrapolated) = 2.82 W/kg  
**SAR(1 g) = 1.98 W/kg; SAR(10 g) = 1.34 W/kg**  
Maximum value of SAR (measured) = 2.28 W/kg



0 dB = 2.28 W/kg = 3.58 dBW/kg

## System Check\_Head\_750MHz

### DUT: D750V3-1107

Communication System: CW; Frequency: 750 MHz; Duty Cycle: 1:1

Medium: HSL\_750\_201231 Medium parameters used:  $f = 750$  MHz;  $\sigma = 0.903$  S/m;  $\epsilon_r = 41.845$ ;  $\rho = 1000$  kg/m<sup>3</sup>

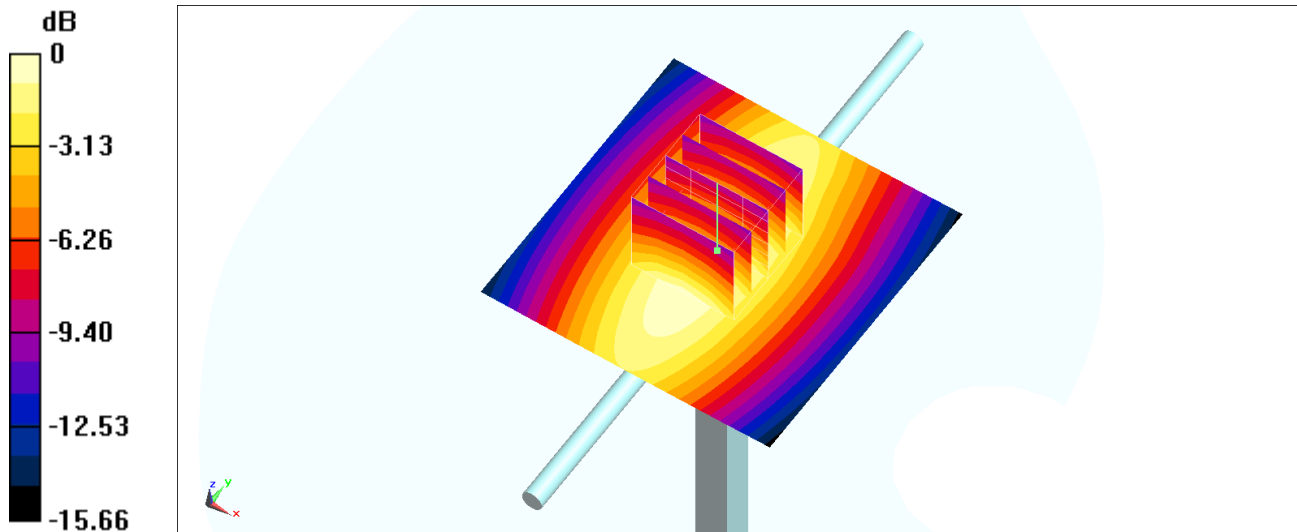
Ambient Temperature : 23.6 °C ; Liquid Temperature : 22.6 °C

DASY5 Configuration:

- Probe: ES3DV3 - SN3184; ConvF(6.64, 6.64, 6.64) @ 750 MHz; Calibrated: 2020/9/23
- Sensor-Surface: 3mm (Mechanical Surface Detection)
- Electronics: DAE4 Sn1424; Calibrated: 2020/1/24
- Phantom: SAM\_Left; Type: QD000P40CD; Serial: TP:1684
- Measurement SW: DASY52, Version 52.10 (4); SEMCAD X Version 14.6.14 (7483)

**Pin=250mW/Area Scan (61x61x1):** Interpolated grid: dx=1.500 mm, dy=1.500 mm  
Maximum value of SAR (interpolated) = 2.63 W/kg

**Pin=250mW/Zoom Scan (5x5x7)/Cube 0:** Measurement grid: dx=8mm, dy=8mm, dz=5mm  
Reference Value = 56.39 V/m; Power Drift = -0.08 dB  
Peak SAR (extrapolated) = 3.24 W/kg  
**SAR(1 g) = 2.23 W/kg; SAR(10 g) = 1.47 W/kg**  
Maximum value of SAR (measured) = 2.61 W/kg



0 dB = 2.61 W/kg = 4.17 dBW/kg

## System Check\_Head\_750MHz

### DUT: D750V3-1107

Communication System: CW ; Frequency: 750 MHz;Duty Cycle: 1:1

Medium: HSL\_750\_210103 Medium parameters used:  $f = 750$  MHz;  $\sigma = 0.907$  S/m;  $\epsilon_r = 41.719$ ;  $\rho = 1000$  kg/m<sup>3</sup>

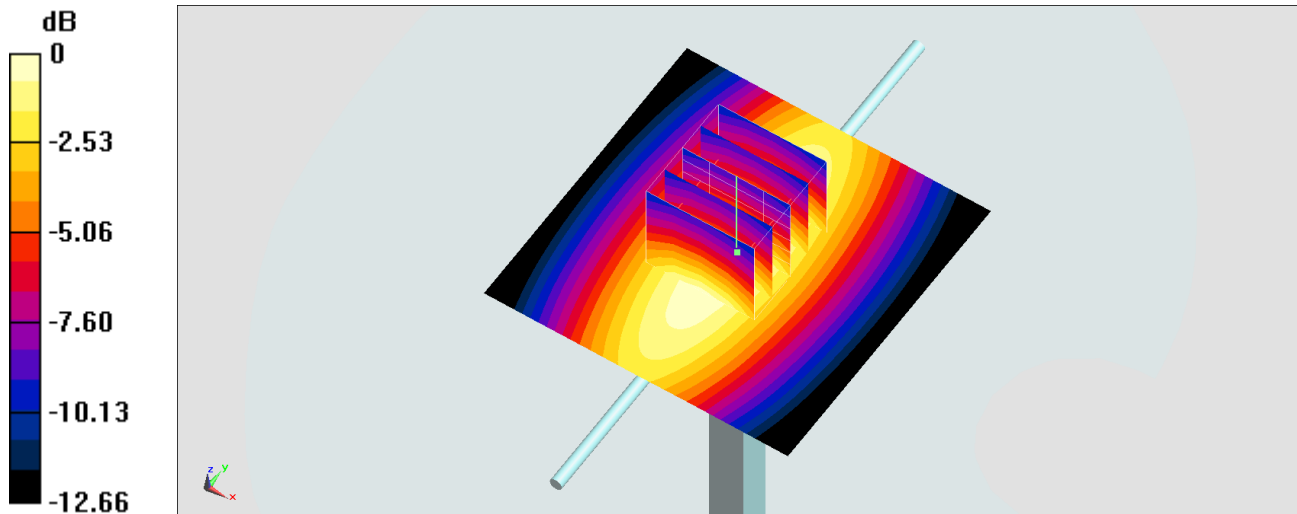
Ambient Temperature : 23.9 °C ; Liquid Temperature : 22.9 °C

DASY5 Configuration:

- Probe: EX3DV4 - SN3931; ConvF(10.19, 10.19, 10.19) @ 750 MHz; Calibrated: 2020/10/22
- Sensor-Surface: 1.4mm (Mechanical Surface Detection)
- Electronics: DAE4 Sn699; Calibrated: 2020/2/26
- Phantom: SAM-Middle; Type: SAM; Serial: TP-1503
- Measurement SW: DASY52, Version 52.10 (4);SEMCAD X Version 14.6.14 (7483)

**Pin=250mW/Area Scan (61x61x1):** Interpolated grid: dx=1.500 mm, dy=1.500 mm  
Maximum value of SAR (interpolated) = 2.76 W/kg

**Pin=250mW/Zoom Scan (5x5x7)/Cube 0:** Measurement grid: dx=8mm, dy=8mm, dz=5mm  
Reference Value = 56.54 V/m; Power Drift = -0.02 dB  
Peak SAR (extrapolated) = 3.23 W/kg  
**SAR(1 g) = 2.2 W/kg; SAR(10 g) = 1.46 W/kg**  
Maximum value of SAR (measured) = 2.76 W/kg



0 dB = 2.76 W/kg = 4.41 dBW/kg

## System Check\_Head\_750MHz

### DUT: D750V3-1107

Communication System: CW ; Frequency: 750 MHz;Duty Cycle: 1:1

Medium: HSL\_750\_210108 Medium parameters used:  $f = 750$  MHz;  $\sigma = 0.901$  S/m;  $\epsilon_r = 41.618$ ;  $\rho = 1000$  kg/m<sup>3</sup>

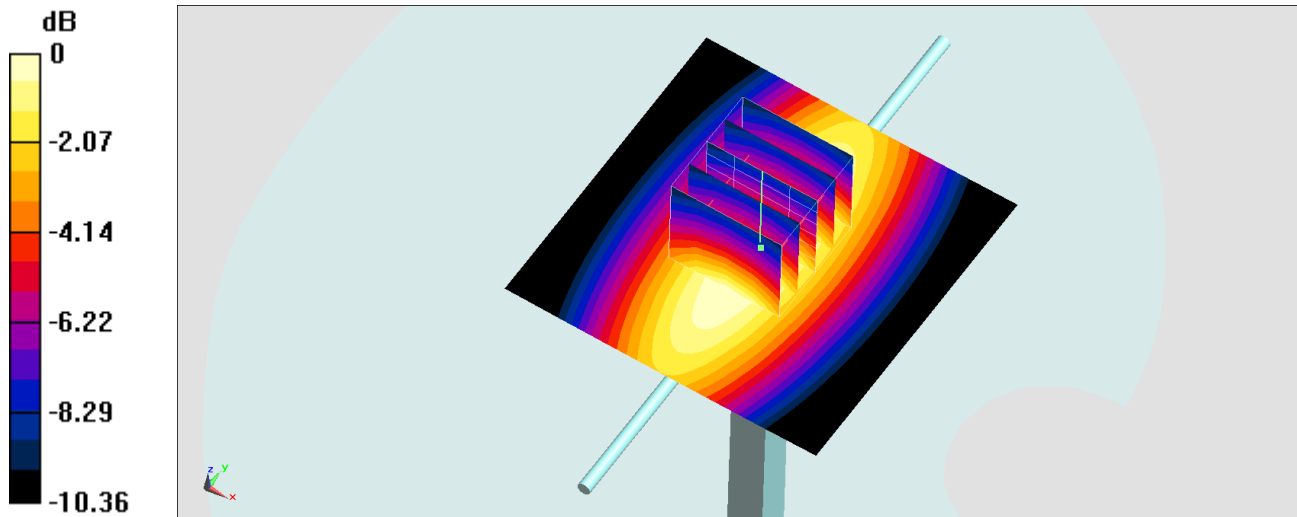
Ambient Temperature : 23.7 °C ; Liquid Temperature : 22.7 °C

DASY5 Configuration:

- Probe: EX3DV4 - SN3931; ConvF(10.19, 10.19, 10.19) @ 750 MHz; Calibrated: 2020/10/22
- Sensor-Surface: 1.4mm (Mechanical Surface Detection)
- Electronics: DAE4 Sn699; Calibrated: 2020/2/26
- Phantom: SAM-Middle; Type: SAM; Serial: TP-1503
- Measurement SW: DASY52, Version 52.10 (4);SEMCAD X Version 14.6.14 (7483)

**Pin=250mW/Area Scan (61x61x1):** Interpolated grid: dx=1.500 mm, dy=1.500 mm  
Maximum value of SAR (interpolated) = 3.08 W/kg

**Pin=250mW/Zoom Scan (5x5x7)/Cube 0:** Measurement grid: dx=8mm, dy=8mm, dz=5mm  
Reference Value = 61.72 V/m; Power Drift = -0.11 dB  
Peak SAR (extrapolated) = 3.30 W/kg  
**SAR(1 g) = 2.26 W/kg; SAR(10 g) = 1.52 W/kg**  
Maximum value of SAR (measured) = 2.94 W/kg



0 dB = 2.94 W/kg = 4.68 dBW/kg

## System Check\_Head\_750MHz

### DUT: D750V3-1107

Communication System: CW; Frequency: 750 MHz; Duty Cycle: 1:1

Medium: HSL\_750\_210122 Medium parameters used:  $f = 750$  MHz;  $\sigma = 0.894$  S/m;  $\epsilon_r = 42.598$ ;  $\rho = 1000$  kg/m<sup>3</sup>

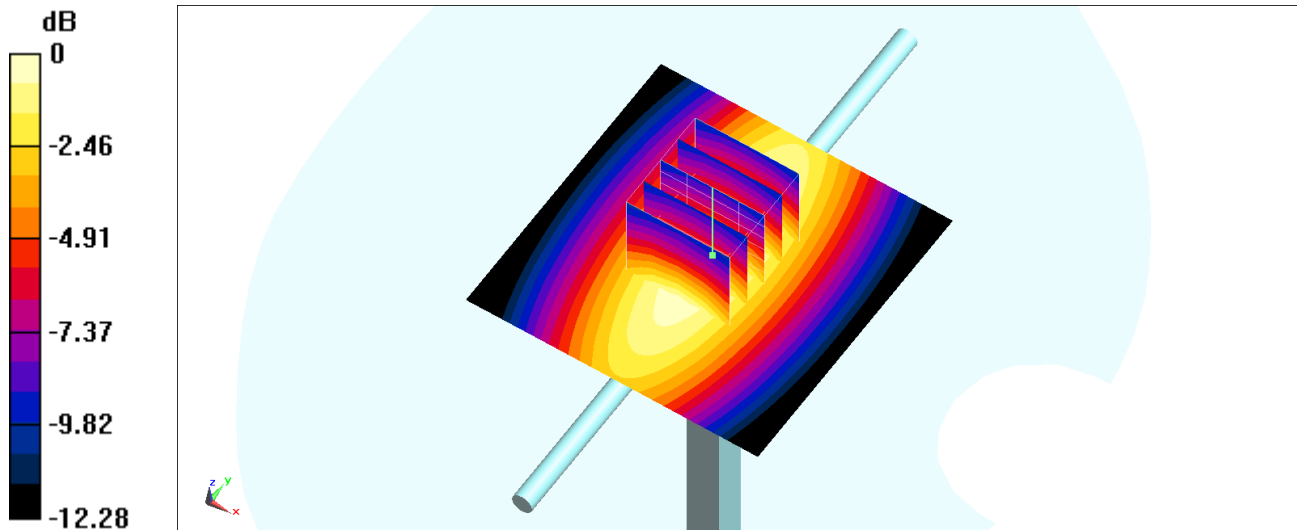
Ambient Temperature : 23.3 °C ; Liquid Temperature : 22.3 °C

DASY5 Configuration:

- Probe: ES3DV3 - SN3270; ConvF(6.44, 6.44, 6.44) @ 750 MHz; Calibrated: 2020/9/23
- Sensor-Surface: 3mm (Mechanical Surface Detection)
- Electronics: DAE3 Sn495; Calibrated: 2020/7/21
- Phantom: SAM\_Left; Type: QD000P40CD; Serial: TP:1684
- Measurement SW: DASY52, Version 52.10 (4); SEMCAD X Version 14.6.14 (7483)

**Pin=250mW/Area Scan (61x61x1):** Interpolated grid: dx=1.500 mm, dy=1.500 mm  
Maximum value of SAR (interpolated) = 2.67 W/kg

**Pin=250mW/Zoom Scan (5x5x7)/Cube 0:** Measurement grid: dx=8mm, dy=8mm, dz=5mm  
Reference Value = 58.85 V/m; Power Drift = -0.08 dB  
Peak SAR (extrapolated) = 3.34 W/kg  
**SAR(1 g) = 2.25 W/kg; SAR(10 g) = 1.49 W/kg**  
Maximum value of SAR (measured) = 2.64 W/kg



0 dB = 2.64 W/kg = 4.22 dBW/kg



## System Check\_Head\_750MHz

### DUT: D750V3-1107

Communication System: CW; Frequency: 750 MHz; Duty Cycle: 1:1

Medium: HSL\_750\_210218 Medium parameters used:  $f = 750$  MHz;  $\sigma = 0.901$  S/m;  $\epsilon_r = 41.386$ ;  $\rho = 1000$  kg/m<sup>3</sup>

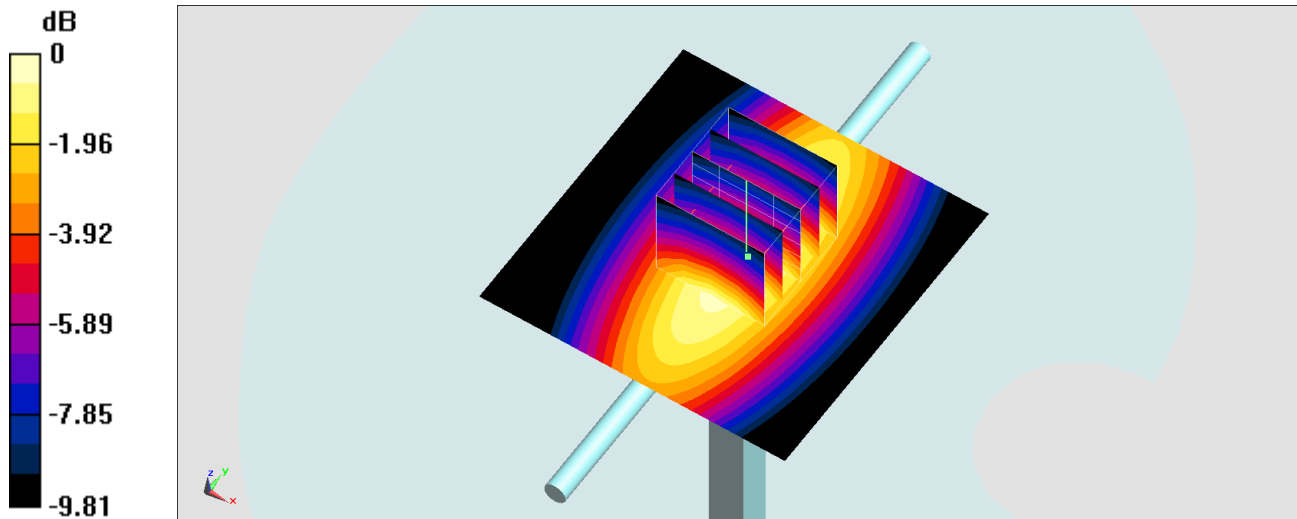
Ambient Temperature : 23.8 °C; Liquid Temperature : 22.8 °C

DASY5 Configuration:

- Probe: EX3DV4 - SN3931; ConvF(10.19, 10.19, 10.19) @ 750 MHz; Calibrated: 2020/10/22
- Sensor-Surface: 1.4mm (Mechanical Surface Detection)
- Electronics: DAE4 Sn913; Calibrated: 2020/5/6
- Phantom: SAM-Middle; Type: SAM; Serial: TP-1503
- Measurement SW: DASY52, Version 52.10 (4); SEMCAD X Version 14.6.14 (7483)

**Pin=250mW/Area Scan (61x61x1):** Interpolated grid: dx=1.500 mm, dy=1.500 mm  
Maximum value of SAR (interpolated) = 2.43 W/kg

**Pin=250mW/Zoom Scan (5x5x7)/Cube 0:** Measurement grid: dx=8mm, dy=8mm, dz=5mm  
Reference Value = 52.76 V/m; Power Drift = -0.12 dB  
Peak SAR (extrapolated) = 2.88 W/kg  
**SAR(1 g) = 1.98 W/kg; SAR(10 g) = 1.33 W/kg**  
Maximum value of SAR (measured) = 2.47 W/kg



0 dB = 2.47 W/kg = 3.93 dBW/kg

## System Check\_Head\_835MHz

**DUT: D835V2-4d167**

Communication System: CW; Frequency: 835 MHz; Duty Cycle: 1:1

Medium: HSL\_850\_201221 Medium parameters used:  $f = 835 \text{ MHz}$ ;  $\sigma = 0.933 \text{ S/m}$ ;  $\epsilon_r = 42.642$ ;  $\rho = 1000 \text{ kg/m}^3$

Ambient Temperature :  $23.1 \text{ }^\circ\text{C}$ ; Liquid Temperature :  $22.1 \text{ }^\circ\text{C}$

DASY5 Configuration:

- Probe: EX3DV4 - SN3925; ConvF(10.23, 10.23, 10.23) @ 835 MHz; Calibrated: 2020/9/24
- Sensor-Surface: 1.4mm (Mechanical Surface Detection)
- Electronics: DAE4 Sn778; Calibrated: 2020/6/4
- Phantom: SAM-Middle; Type: SAM; Serial: TP-1503
- Measurement SW: DASY52, Version 52.10 (4); SEMCAD X Version 14.6.14 (7483)

**Pin=250mW/Area Scan (61x61x1):** Interpolated grid:  $dx=1.500 \text{ mm}$ ,  $dy=1.500 \text{ mm}$

Maximum value of SAR (interpolated) =  $3.32 \text{ W/kg}$

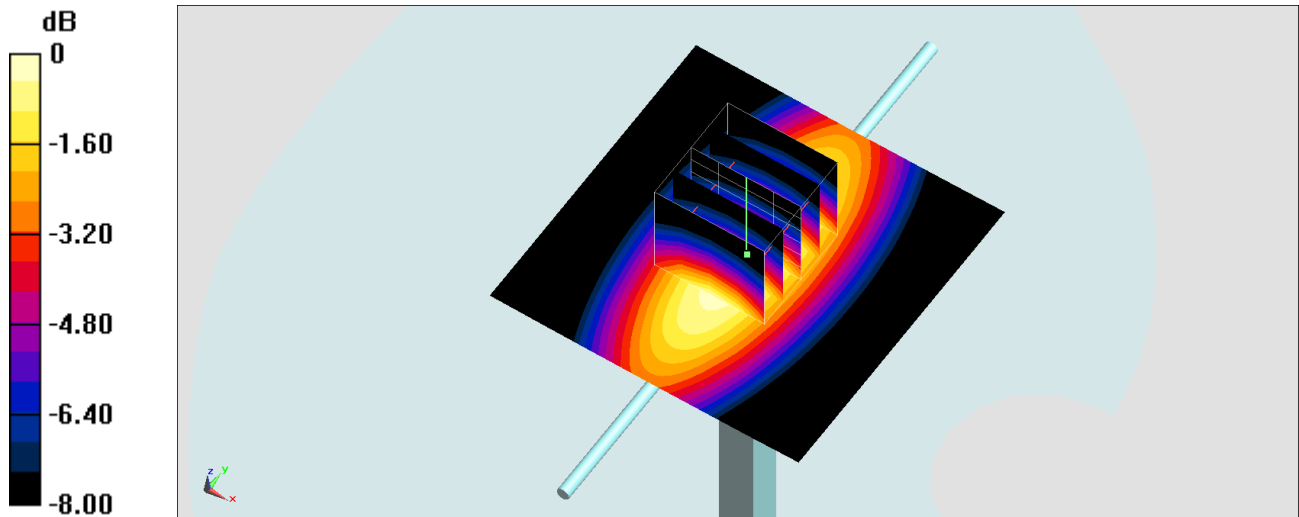
**Pin=250mW/Zoom Scan (5x5x7)/Cube 0:** Measurement grid:  $dx=8\text{mm}$ ,  $dy=8\text{mm}$ ,  $dz=5\text{mm}$

Reference Value =  $62.34 \text{ V/m}$ ; Power Drift =  $-0.06 \text{ dB}$

Peak SAR (extrapolated) =  $3.73 \text{ W/kg}$

**SAR(1 g) =  $2.51 \text{ W/kg}$ ; SAR(10 g) =  $1.65 \text{ W/kg}$**

Maximum value of SAR (measured) =  $3.30 \text{ W/kg}$



0 dB =  $3.30 \text{ W/kg} = 5.19 \text{ dBW/kg}$

## System Check\_Head\_835MHz

### DUT: D835V2-4d167

Communication System: CW; Frequency: 835 MHz; Duty Cycle: 1:1

Medium: HSL\_850\_201223 Medium parameters used:  $f = 835 \text{ MHz}$ ;  $\sigma = 0.873 \text{ S/m}$ ;  $\epsilon_r = 42.48$ ;  $\rho = 1000 \text{ kg/m}^3$

Ambient Temperature :  $23.6 \text{ }^\circ\text{C}$ ; Liquid Temperature :  $22.6 \text{ }^\circ\text{C}$

### DASY5 Configuration:

- Probe: ES3DV3 - SN3270; ConvF(6.28, 6.28, 6.28) @ 835 MHz; Calibrated: 2020/9/23
- Sensor-Surface: 3mm (Mechanical Surface Detection)
- Electronics: DAE3 Sn495; Calibrated: 2020/7/21
- Phantom: SAM\_Left; Type: SAM; Serial: 1796
- Measurement SW: DASY52, Version 52.10 (4); SEMCAD X Version 14.6.14 (7483)

**Pin=250mW/Area Scan (61x61x1):** Interpolated grid:  $dx=1.500 \text{ mm}$ ,  $dy=1.500 \text{ mm}$

Maximum value of SAR (interpolated) =  $2.74 \text{ W/kg}$

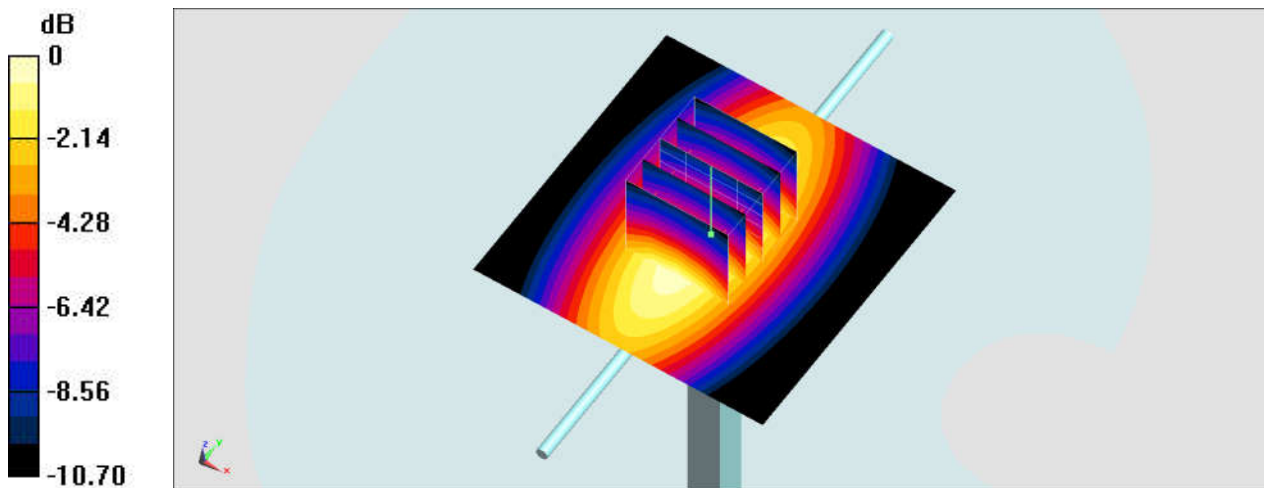
**Pin=250mW/Zoom Scan (5x5x7)/Cube 0:** Measurement grid:  $dx=8\text{mm}$ ,  $dy=8\text{mm}$ ,  $dz=5\text{mm}$

Reference Value =  $58.54 \text{ V/m}$ ; Power Drift =  $-0.16 \text{ dB}$

Peak SAR (extrapolated) =  $3.48 \text{ W/kg}$

**SAR(1 g) =  $2.32 \text{ W/kg}$ ; SAR(10 g) =  $1.51 \text{ W/kg}$**

Maximum value of SAR (measured) =  $2.74 \text{ W/kg}$



0 dB =  $2.74 \text{ W/kg} = 4.38 \text{ dBW/kg}$

## System Check\_Head\_835MHz

**DUT: D835V2-4d167**

Communication System: CW; Frequency: 835 MHz; Duty Cycle: 1:1

Medium: HSL\_850\_201225 Medium parameters used:  $f = 835 \text{ MHz}$ ;  $\sigma = 0.896 \text{ S/m}$ ;  $\epsilon_r = 41.854$ ;  $\rho = 1000 \text{ kg/m}^3$

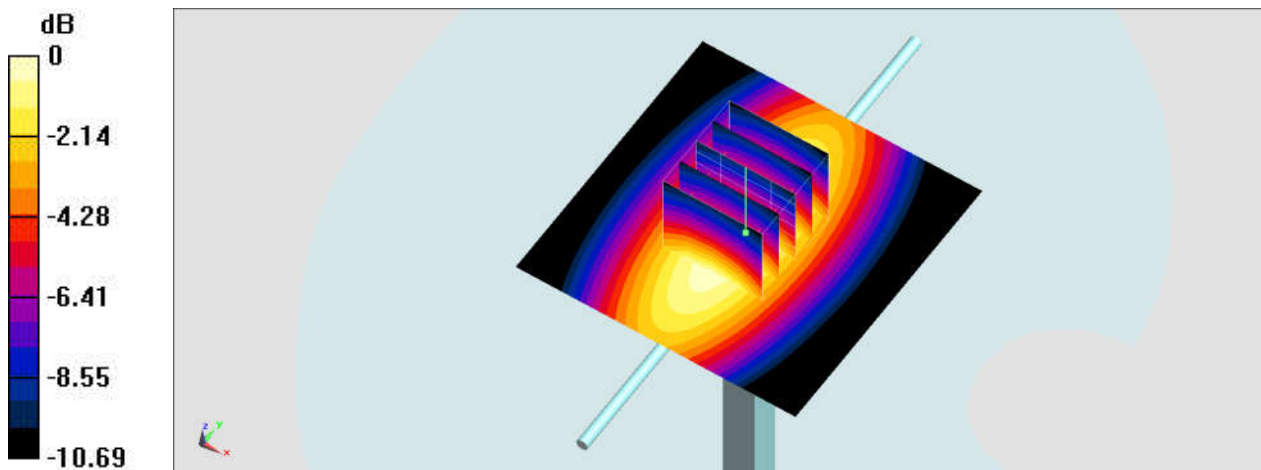
Ambient Temperature :  $23.5 \text{ }^\circ\text{C}$ ; Liquid Temperature :  $22.5 \text{ }^\circ\text{C}$

DASY5 Configuration:

- Probe: ES3DV3 - SN3270; ConvF(6.28, 6.28, 6.28) @ 835 MHz; Calibrated: 2020/9/23
- Sensor-Surface: 3mm (Mechanical Surface Detection)
- Electronics: DAE3 Sn495; Calibrated: 2020/7/21
- Phantom: SAM\_Left; Type: SAM; Serial: 1796
- Measurement SW: DASY52, Version 52.10 (4); SEMCAD X Version 14.6.14 (7483)

**Pin=250mW/Area Scan (61x61x1):** Interpolated grid:  $dx=1.500 \text{ mm}$ ,  $dy=1.500 \text{ mm}$   
Maximum value of SAR (interpolated) =  $2.82 \text{ W/kg}$

**Pin=250mW/Zoom Scan (5x5x7)/Cube 0:** Measurement grid:  $dx=8\text{mm}$ ,  $dy=8\text{mm}$ ,  $dz=5\text{mm}$   
Reference Value =  $58.54 \text{ V/m}$ ; Power Drift =  $-0.16 \text{ dB}$   
Peak SAR (extrapolated) =  $3.57 \text{ W/kg}$   
**SAR(1 g) =  $2.38 \text{ W/kg}$ ; SAR(10 g) =  $1.55 \text{ W/kg}$**   
Maximum value of SAR (measured) =  $2.81 \text{ W/kg}$



0 dB =  $2.81 \text{ W/kg} = 4.49 \text{ dBW/kg}$

## System Check\_Head\_835MHz

### DUT: D835V2 - 4d167

Communication System: CW; Frequency: 835 MHz; Duty Cycle: 1:1

Medium: HSL\_850\_201227 Medium parameters used:  $f = 835$  MHz;  $\sigma = 0.904$  S/m;  $\epsilon_r = 41.5$ ;  $\rho = 1000$  kg/m<sup>3</sup>

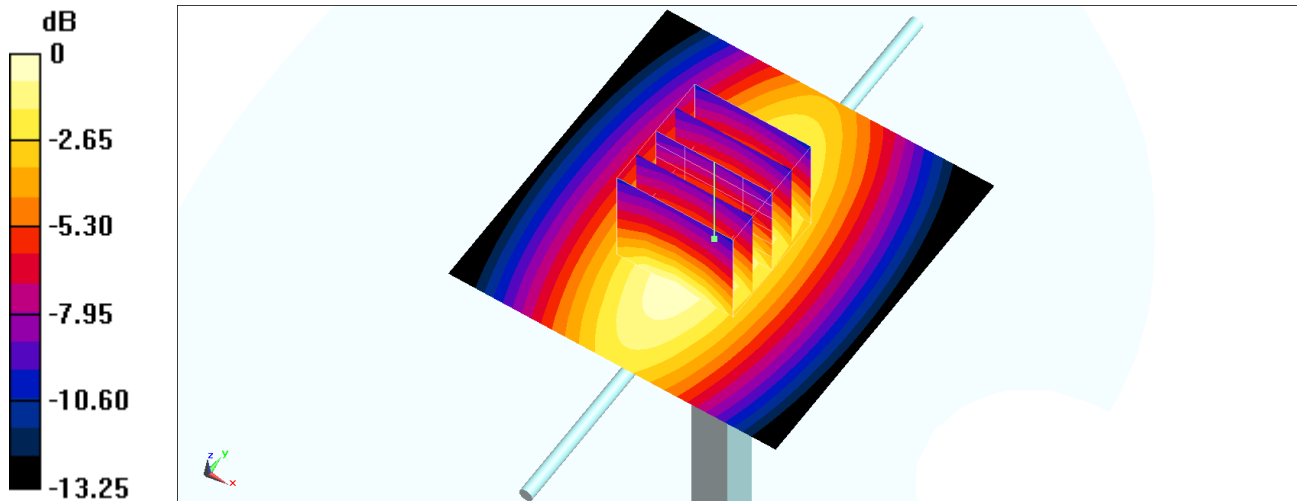
Ambient Temperature : 23.6 °C ; Liquid Temperature : 22.6 °C

DASY5 Configuration:

- Probe: ES3DV3 - SN3184; ConvF(6.52, 6.52, 6.52) @ 835 MHz; Calibrated: 2020/9/23
- Sensor-Surface: 3mm (Mechanical Surface Detection)
- Electronics: DAE4 Sn1424; Calibrated: 2020/1/24
- Phantom: SAM\_Left; Type: QD000P40CD; Serial: TP:1684
- Measurement SW: DASY52, Version 52.10 (4); SEMCAD X Version 14.6.14 (7483)

**Pin=250mW/Area Scan (61x61x1):** Interpolated grid: dx=1.500 mm, dy=1.500 mm  
Maximum value of SAR (interpolated) = 2.63 W/kg

**Pin=250mW/Zoom Scan (5x5x7)/Cube 0:** Measurement grid: dx=8mm, dy=8mm, dz=5mm  
Reference Value = 55.73 V/m; Power Drift = 0.01 dB  
Peak SAR (extrapolated) = 3.29 W/kg  
**SAR(1 g) = 2.26 W/kg; SAR(10 g) = 1.49 W/kg**  
Maximum value of SAR (measured) = 2.63 W/kg



0 dB = 2.63 W/kg = 4.20 dBW/kg

## System Check\_Head\_835MHz

### DUT: D835V2-4d167

Communication System: CW; Frequency: 835 MHz; Duty Cycle: 1:1

Medium: HSL\_850\_201227 Medium parameters used:  $f = 835$  MHz;  $\sigma = 0.878$  S/m;  $\epsilon_r = 42.681$ ;  $\rho = 1000$  kg/m<sup>3</sup>

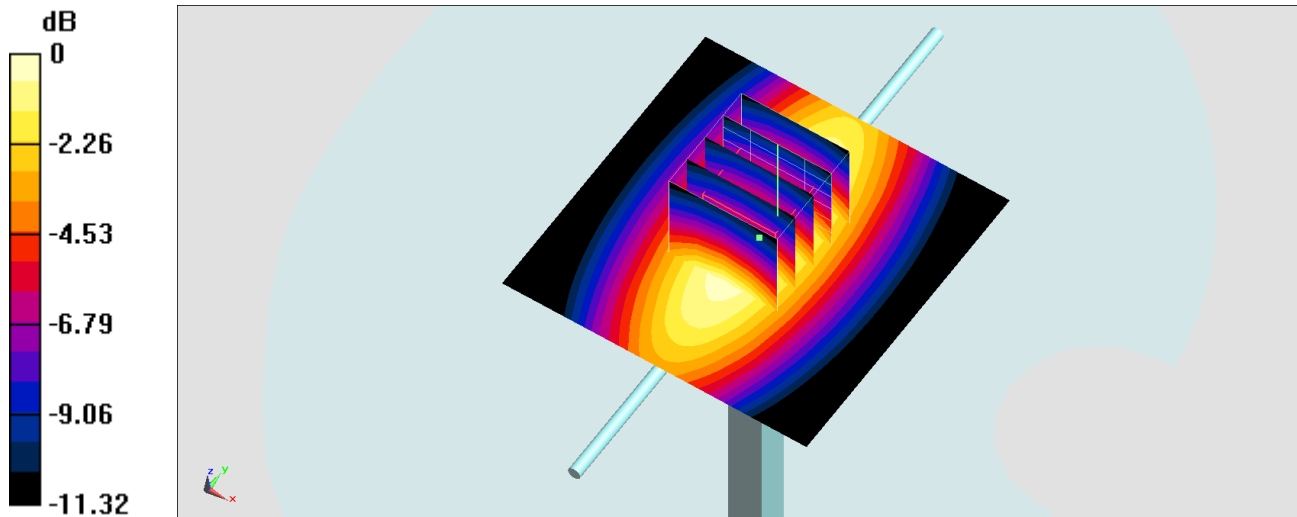
Ambient Temperature : 23.2 °C; Liquid Temperature : 22.2 °C

DASY5 Configuration:

- Probe: EX3DV4 - SN3931; ConvF(9.81, 9.81, 9.81) @ 835 MHz; Calibrated: 2020/10/22
- Sensor-Surface: 1.4mm (Mechanical Surface Detection)
- Electronics: DAE4 Sn699; Calibrated: 2020/2/26
- Phantom: SAM-Middle; Type: SAM; Serial: TP-1503
- Measurement SW: DASY52, Version 52.10 (4); SEMCAD X Version 14.6.14 (7483)

**Pin=250mW/Area Scan (61x61x1):** Interpolated grid: dx=1.500 mm, dy=1.500 mm  
Maximum value of SAR (interpolated) = 3.16 W/kg

**Pin=250mW/Zoom Scan (5x5x7)/Cube 0:** Measurement grid: dx=8mm, dy=8mm, dz=5mm  
Reference Value = 62.87 V/m; Power Drift = -0.17 dB  
Peak SAR (extrapolated) = 3.51 W/kg  
**SAR(1 g) = 2.28 W/kg; SAR(10 g) = 1.47 W/kg**  
Maximum value of SAR (measured) = 3.08 W/kg



0 dB = 3.08 W/kg = 4.89 dBW/kg

## System Check\_Head\_835MHz

### DUT: D835V2-4d167

Communication System: CW; Frequency: 835 MHz; Duty Cycle: 1:1

Medium: HSL\_850\_201228 Medium parameters used:  $f = 835 \text{ MHz}$ ;  $\sigma = 0.905 \text{ S/m}$ ;  $\epsilon_r = 41.532$ ;  $\rho = 1000 \text{ kg/m}^3$

Ambient Temperature :  $23.5 \text{ }^\circ\text{C}$ ; Liquid Temperature :  $22.5 \text{ }^\circ\text{C}$

### DASY5 Configuration:

- Probe: ES3DV3 - SN3270; ConvF(6.28, 6.28, 6.28) @ 835 MHz; Calibrated: 2020/9/23
- Sensor-Surface: 3mm (Mechanical Surface Detection)
- Electronics: DAE3 Sn495; Calibrated: 2020/7/21
- Phantom: SAM\_Left; Type: SAM; Serial: 1796
- Measurement SW: DASY52, Version 52.10 (4); SEMCAD X Version 14.6.14 (7483)

**Pin=250mW/Area Scan (61x61x1):** Interpolated grid:  $dx=1.500 \text{ mm}$ ,  $dy=1.500 \text{ mm}$

Maximum value of SAR (interpolated) =  $2.84 \text{ W/kg}$

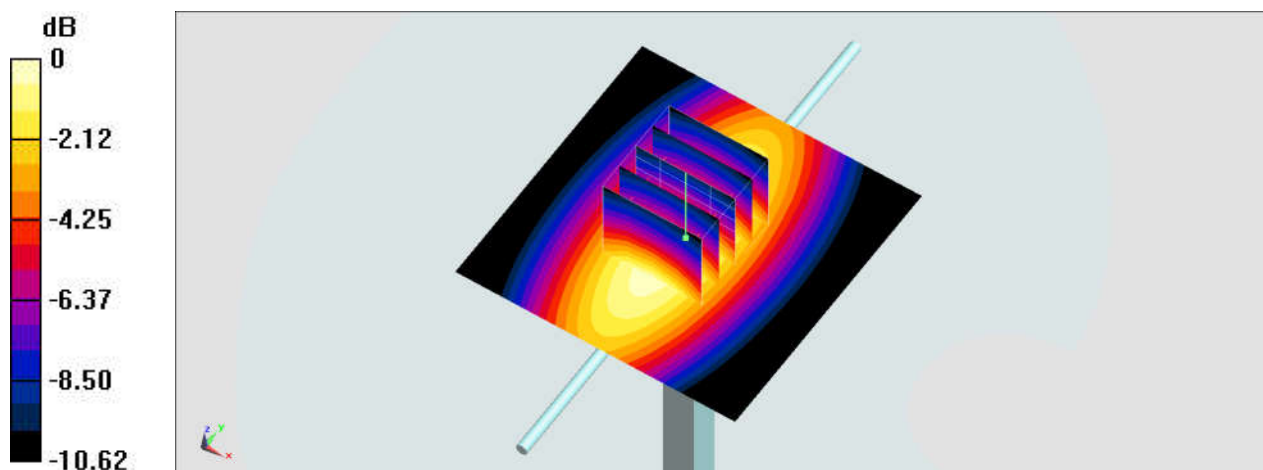
**Pin=250mW/Zoom Scan (5x5x7)/Cube 0:** Measurement grid:  $dx=8\text{mm}$ ,  $dy=8\text{mm}$ ,  $dz=5\text{mm}$

Reference Value =  $58.54 \text{ V/m}$ ; Power Drift =  $-0.06 \text{ dB}$

Peak SAR (extrapolated) =  $3.60 \text{ W/kg}$

**SAR(1 g) =  $2.4 \text{ W/kg}$ ; SAR(10 g) =  $1.56 \text{ W/kg}$**

Maximum value of SAR (measured) =  $2.84 \text{ W/kg}$



0 dB =  $2.84 \text{ W/kg} = 4.53 \text{ dBW/kg}$

## System Check\_Head\_835MHz

**DUT: D835V2-4d167**

Communication System: CW; Frequency: 835 MHz; Duty Cycle: 1:1

Medium: HSL\_850\_210102 Medium parameters used:  $f = 835$  MHz;  $\sigma = 0.937$  S/m;  $\epsilon_r = 42.764$ ;  $\rho = 1000$  kg/m<sup>3</sup>

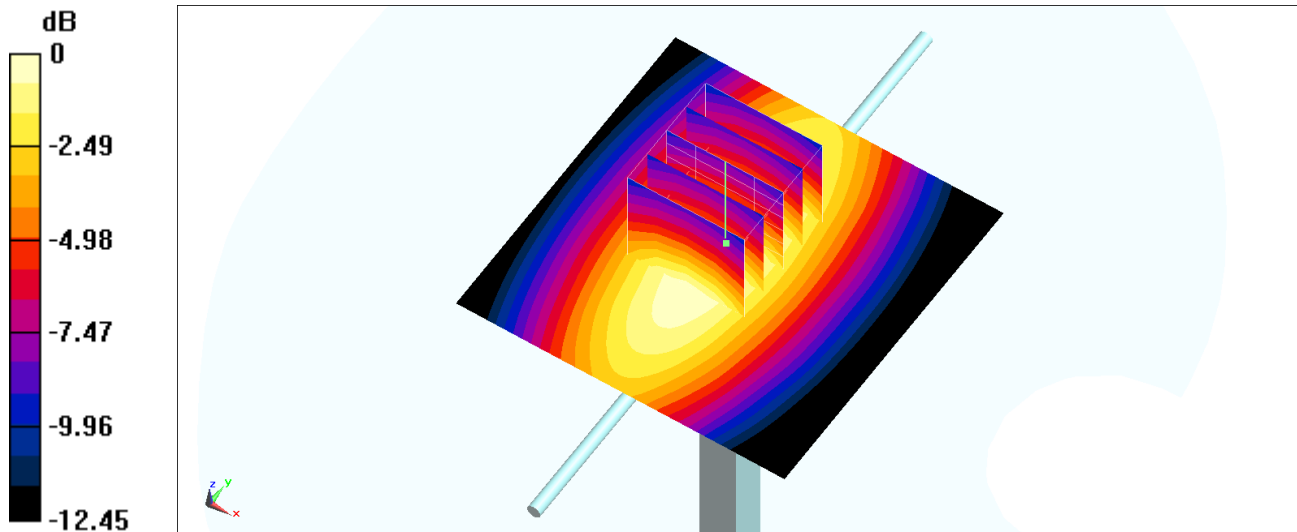
Ambient Temperature : 23.2 °C ; Liquid Temperature : 22.2 °C

DASY5 Configuration:

- Probe: ES3DV3 - SN3184; ConvF(6.52, 6.52, 6.52) @ 835 MHz; Calibrated: 2020/9/23
- Sensor-Surface: 3mm (Mechanical Surface Detection)
- Electronics: DAE4 Sn1424; Calibrated: 2020/1/24
- Phantom: SAM\_Left; Type: QD000P40CD; Serial: TP:1684
- Measurement SW: DASY52, Version 52.10 (4); SEMCAD X Version 14.6.14 (7483)

**Pin=250mW/Area Scan (61x61x1):** Interpolated grid: dx=1.500 mm, dy=1.500 mm  
Maximum value of SAR (interpolated) = 2.62 W/kg

**Pin=250mW/Zoom Scan (5x5x7)/Cube 0:** Measurement grid: dx=8mm, dy=8mm, dz=5mm  
Reference Value = 54.00 V/m; Power Drift = -0.18 dB  
Peak SAR (extrapolated) = 3.12 W/kg  
**SAR(1 g) = 2.24 W/kg; SAR(10 g) = 1.51 W/kg**  
Maximum value of SAR (measured) = 2.58 W/kg



0 dB = 2.58 W/kg = 4.12 dBW/kg



## System Check\_Head\_835MHz

### DUT: D835V2-4d167

Communication System: CW; Frequency: 835 MHz; Duty Cycle: 1:1

Medium: HSL\_850\_210103 Medium parameters used:  $f = 835$  MHz;  $\sigma = 0.916$  S/m;  $\epsilon_r = 42.307$ ;  $\rho = 1000$  kg/m<sup>3</sup>

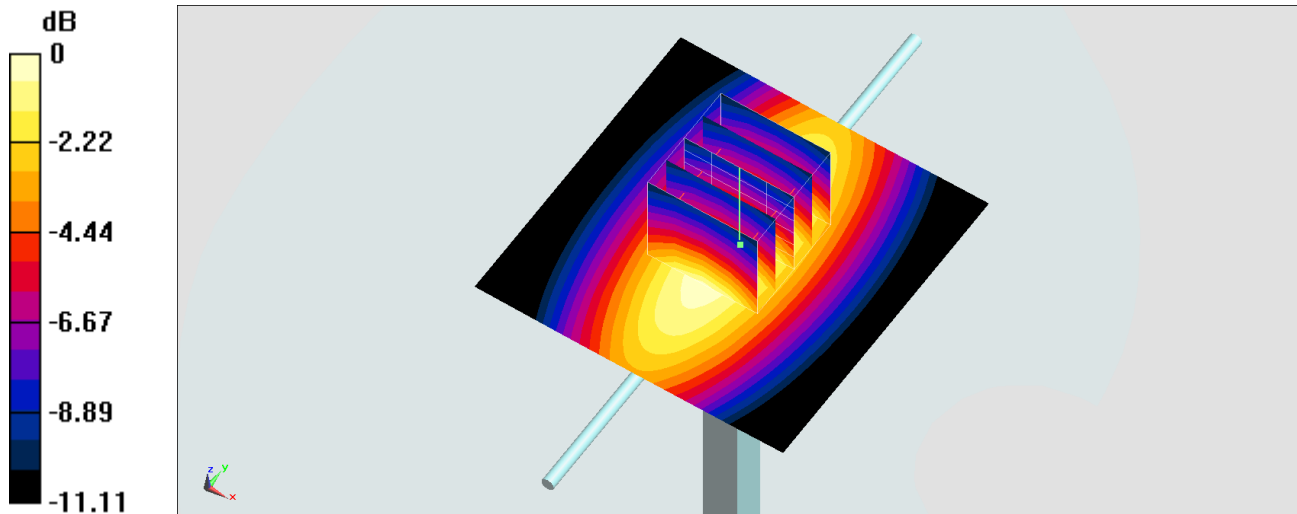
Ambient Temperature : 23.9 °C; Liquid Temperature : 22.9 °C

DASY5 Configuration:

- Probe: EX3DV4 - SN3931; ConvF(9.81, 9.81, 9.81) @ 835 MHz; Calibrated: 2020/10/22
- Sensor-Surface: 1.4mm (Mechanical Surface Detection)
- Electronics: DAE4 Sn699; Calibrated: 2020/2/26
- Phantom: SAM-Middle; Type: SAM; Serial: TP-1503
- Measurement SW: DASY52, Version 52.10 (4); SEMCAD X Version 14.6.14 (7483)

**Pin=250mW/Area Scan (61x61x1):** Interpolated grid: dx=1.500 mm, dy=1.500 mm  
Maximum value of SAR (interpolated) = 3.39 W/kg

**Pin=250mW/Zoom Scan (5x5x7)/Cube 0:** Measurement grid: dx=8mm, dy=8mm, dz=5mm  
Reference Value = 64.56 V/m; Power Drift = -0.12 dB  
Peak SAR (extrapolated) = 3.83 W/kg  
**SAR(1 g) = 2.53 W/kg; SAR(10 g) = 1.67 W/kg**  
Maximum value of SAR (measured) = 3.39 W/kg



0 dB = 3.39 W/kg = 5.30 dBW/kg

## System Check\_Head\_835MHz

### DUT: D835V2-4d167

Communication System: CW; Frequency: 835 MHz; Duty Cycle: 1:1

Medium: HSL\_850\_210108 Medium parameters used:  $f = 835$  MHz;  $\sigma = 0.875$  S/m;  $\epsilon_r = 42.044$ ;  $\rho = 1000$  kg/m<sup>3</sup>

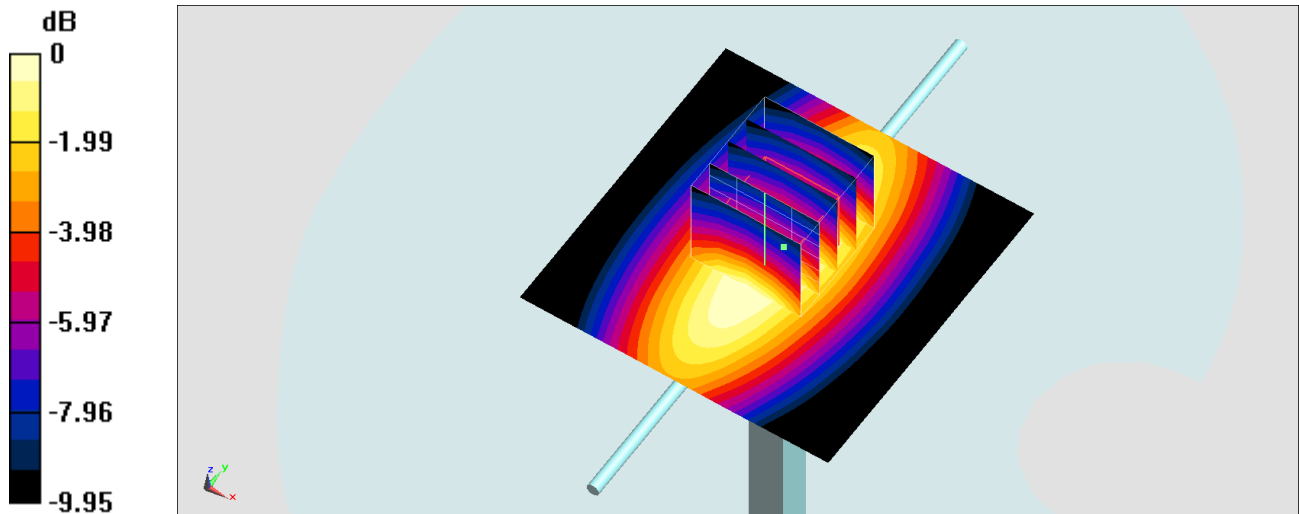
Ambient Temperature : 23.7 °C; Liquid Temperature : 22.7 °C

DASY5 Configuration:

- Probe: EX3DV4 - SN3931; ConvF(9.81, 9.81, 9.81) @ 835 MHz; Calibrated: 2020/10/22
- Sensor-Surface: 1.4mm (Mechanical Surface Detection)
- Electronics: DAE4 Sn699; Calibrated: 2020/2/26
- Phantom: SAM-Middle; Type: SAM; Serial: TP-1503
- Measurement SW: DASY52, Version 52.10 (4); SEMCAD X Version 14.6.14 (7483)

**Pin=250mW/Area Scan (61x61x1):** Interpolated grid: dx=1.500 mm, dy=1.500 mm  
Maximum value of SAR (interpolated) = 3.18 W/kg

**Pin=250mW/Zoom Scan (5x5x7)/Cube 0:** Measurement grid: dx=8mm, dy=8mm, dz=5mm  
Reference Value = 62.95 V/m; Power Drift = -0.14 dB  
Peak SAR (extrapolated) = 3.32 W/kg  
**SAR(1 g) = 2.29 W/kg; SAR(10 g) = 1.53 W/kg**  
Maximum value of SAR (measured) = 2.98 W/kg



0 dB = 2.98 W/kg = 4.74 dBW/kg

## System Check\_Head\_835MHz

### DUT: D835V2-4d167

Communication System: CW; Frequency: 835 MHz; Duty Cycle: 1:1

Medium: HSL\_850\_210119 Medium parameters used:  $f = 835$  MHz;  $\sigma = 0.905$  S/m;  $\epsilon_r = 41.931$ ;  $\rho = 1000$  kg/m<sup>3</sup>

Ambient Temperature : 23.7 °C; Liquid Temperature : 22.7 °C

DASY5 Configuration:

- Probe: EX3DV4 - SN3931; ConvF(9.81, 9.81, 9.81) @ 835 MHz; Calibrated: 2020/10/22
- Sensor-Surface: 1.4mm (Mechanical Surface Detection)
- Electronics: DAE4 Sn699; Calibrated: 2020/2/26
- Phantom: SAM\_Left; Type: QD000P40CD; Serial: TP:1477
- Measurement SW: DASY52, Version 52.10 (4); SEMCAD X Version 14.6.14 (7483)

**Pin=50mW/Area Scan (61x61x1):** Interpolated grid: dx=1.500 mm, dy=1.500 mm

Maximum value of SAR (interpolated) = 0.676 W/kg

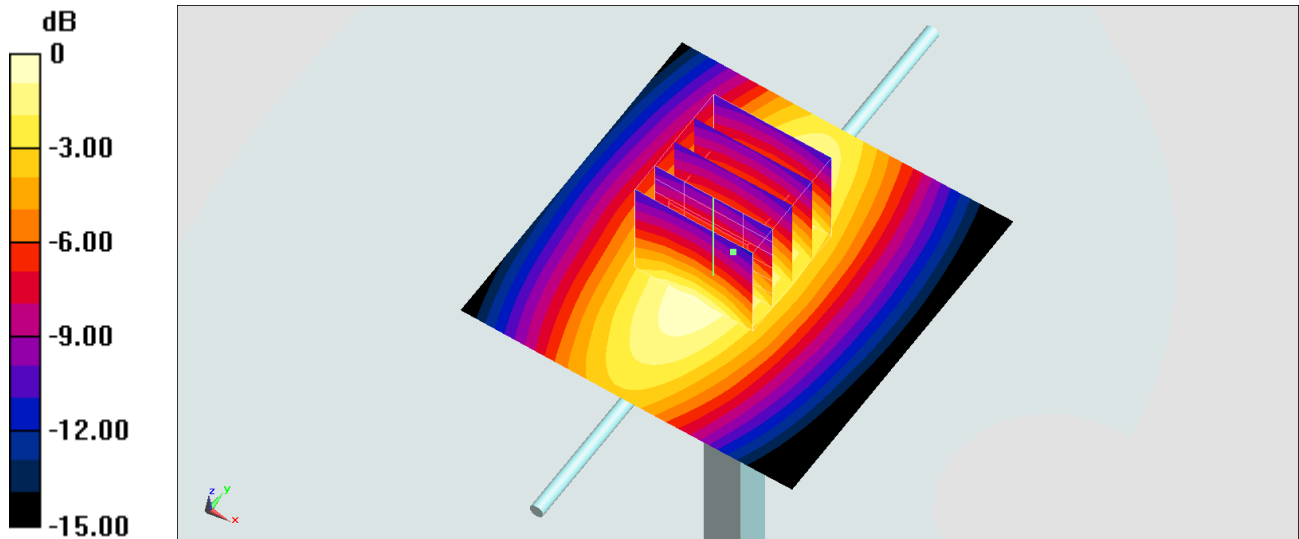
**Pin=50mW/Zoom Scan (5x5x7)/Cube 0:** Measurement grid: dx=8mm, dy=8mm, dz=5mm

Reference Value = 28.69 V/m; Power Drift = -0.19 dB

Peak SAR (extrapolated) = 0.773 W/kg

**SAR(1 g) = 0.493 W/kg; SAR(10 g) = 0.316 W/kg**

Maximum value of SAR (measured) = 0.676 W/kg



0 dB = 0.676 W/kg = -1.70 dBW/kg

## System Check\_Head\_835MHz

### DUT: D835V2-4d167

Communication System: CW; Frequency: 835 MHz; Duty Cycle: 1:1

Medium: HSL\_850\_210121 Medium parameters used:  $f = 835$  MHz;  $\sigma = 0.871$  S/m;  $\epsilon_r = 41.964$ ;  $\rho = 1000$  kg/m<sup>3</sup>

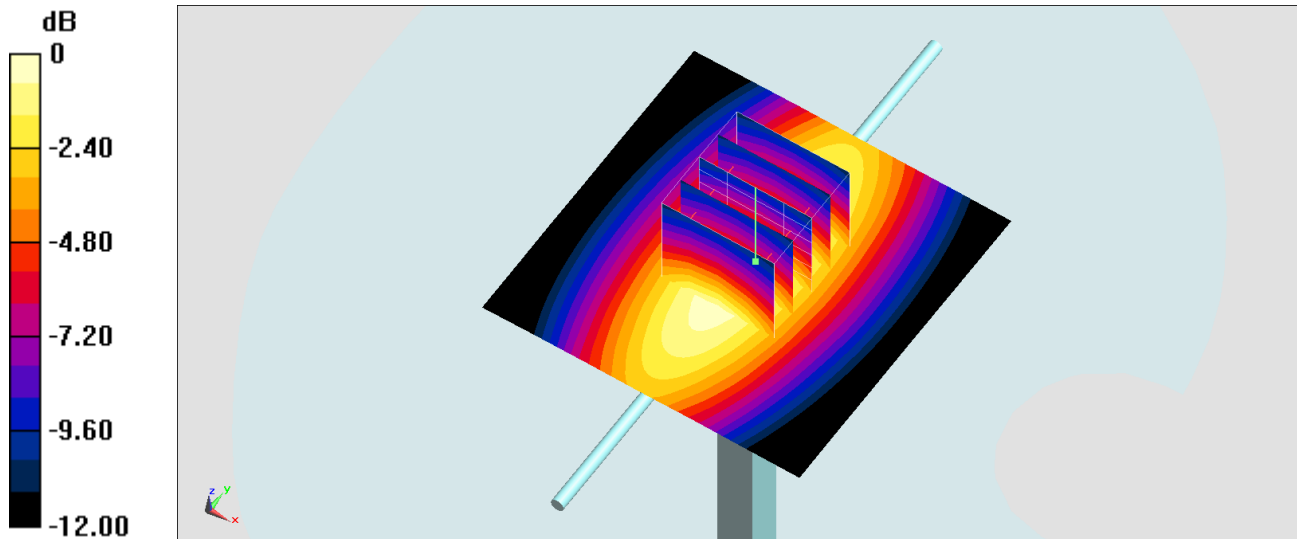
Ambient Temperature : 23.2 °C; Liquid Temperature : 22.2 °C

DASY5 Configuration:

- Probe: EX3DV4 - SN3931; ConvF(9.81, 9.81, 9.81) @ 835 MHz; Calibrated: 2020/10/22
- Sensor-Surface: 1.4mm (Mechanical Surface Detection)
- Electronics: DAE4 Sn699; Calibrated: 2020/2/26
- Phantom: SAM-Middle; Type: SAM; Serial: TP-1503
- Measurement SW: DASY52, Version 52.10 (4); SEMCAD X Version 14.6.14 (7483)

**Pin=250mW/Area Scan (61x61x1):** Interpolated grid: dx=1.500 mm, dy=1.500 mm  
Maximum value of SAR (interpolated) = 3.03 W/kg

**Pin=250mW/Zoom Scan (5x5x7)/Cube 0:** Measurement grid: dx=8mm, dy=8mm, dz=5mm  
Reference Value = 61.85 V/m; Power Drift = -0.17 dB  
Peak SAR (extrapolated) = 3.40 W/kg  
**SAR(1 g) = 2.27 W/kg; SAR(10 g) = 1.47 W/kg**  
Maximum value of SAR (measured) = 3.04 W/kg



## System Check\_Head\_1750MHz

### DUT: D1750V2-1112

Communication System: CW; Frequency: 1750 MHz; Duty Cycle: 1:1

Medium: HSL\_1750\_201225 Medium parameters used:  $f = 1750$  MHz;  $\sigma = 1.356$  S/m;  $\epsilon_r = 41.38$ ;  $\rho = 1000$  kg/m<sup>3</sup>

Ambient Temperature : 23.5 °C ; Liquid Temperature : 22.5 °C

#### DASY5 Configuration:

- Probe: ES3DV3 - SN3270; ConvF(5.34, 5.34, 5.34) @ 1750 MHz; Calibrated: 2020/9/23
- Sensor-Surface: 3mm (Mechanical Surface Detection)
- Electronics: DAE3 Sn495; Calibrated: 2020/7/21
- Phantom: SAM\_Left; Type: SAM; Serial: 1796
- Measurement SW: DASY52, Version 52.10 (4); SEMCAD X Version 14.6.14 (7483)

**Pin=250mW/Area Scan (61x61x1):** Interpolated grid: dx=1.500 mm, dy=1.500 mm

Maximum value of SAR (interpolated) = 10.8 W/kg

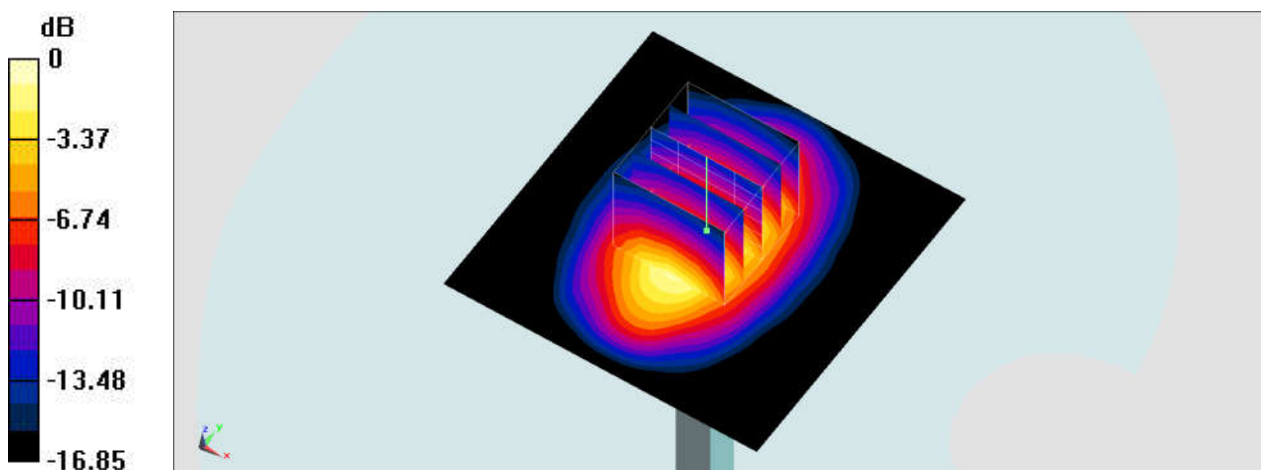
**Pin=250mW/Zoom Scan (5x5x7)/Cube 0:** Measurement grid: dx=8mm, dy=8mm, dz=5mm

Reference Value = 91.83 V/m; Power Drift = -0.03 dB

Peak SAR (extrapolated) = 14.8 W/kg

**SAR(1 g) = 8.31 W/kg; SAR(10 g) = 4.46 W/kg**

Maximum value of SAR (measured) = 10.4 W/kg



0 dB = 10.4 W/kg = 10.17 dBW/kg

## System Check\_Head\_1750MHz

### DUT: D1750V2-1112

Communication System: CW; Frequency: 1750 MHz; Duty Cycle: 1:1

Medium: HSL\_1750\_201226 Medium parameters used:  $f = 1750$  MHz;  $\sigma = 1.387$  S/m;  $\epsilon_r = 39.578$ ;  $\rho = 1000$  kg/m<sup>3</sup>

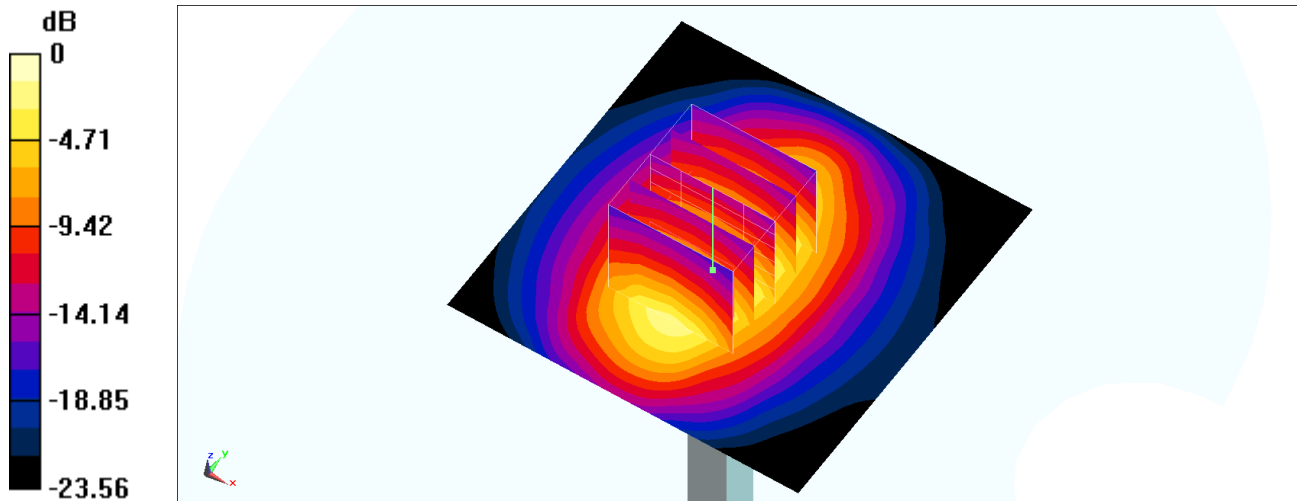
Ambient Temperature : 23.5 °C; Liquid Temperature : 22.5 °C

DASY5 Configuration:

- Probe: ES3DV3 - SN3184; ConvF(5.52, 5.52, 5.52) @ 1750 MHz; Calibrated: 2020/9/23
- Sensor-Surface: 3mm (Mechanical Surface Detection)
- Electronics: DAE4 Sn1424; Calibrated: 2020/1/24
- Phantom: SAM\_Left; Type: QD000P40CD; Serial: TP:1684
- Measurement SW: DASY52, Version 52.10 (4); SEMCAD X Version 14.6.14 (7483)

**Pin=250mW/Area Scan (61x61x1):** Interpolated grid: dx=1.500 mm, dy=1.500 mm  
Maximum value of SAR (interpolated) = 11.5 W/kg

**Pin=250mW/Zoom Scan (5x5x7)/Cube 0:** Measurement grid: dx=8mm, dy=8mm, dz=5mm  
Reference Value = 88.85 V/m; Power Drift = 0.18 dB  
Peak SAR (extrapolated) = 15.7 W/kg  
**SAR(1 g) = 8.81 W/kg; SAR(10 g) = 4.69 W/kg**  
Maximum value of SAR (measured) = 11.1 W/kg



0 dB = 11.1 W/kg = 10.45 dBW/kg

## System Check\_Head\_1750MHz

### DUT: D1750V2-1112

Communication System: CW; Frequency: 1750 MHz; Duty Cycle: 1:1

Medium: HSL\_1750\_201229 Medium parameters used:  $f = 1750$  MHz;  $\sigma = 1.378$  S/m;  $\epsilon_r = 39.712$ ;  $\rho = 1000$  kg/m<sup>3</sup>

Ambient Temperature : 23.2 °C; Liquid Temperature : 22.2 °C

DASY5 Configuration:

- Probe: EX3DV4 - SN3931; ConvF(8.61, 8.61, 8.61) @ 1750 MHz; Calibrated: 2020/10/22
- Sensor-Surface: 1.4mm (Mechanical Surface Detection)
- Electronics: DAE4 Sn699; Calibrated: 2020/2/26
- Phantom: SAM-Middle; Type: SAM; Serial: TP-1503
- Measurement SW: DASY52, Version 52.10 (4); SEMCAD X Version 14.6.14 (7483)

**Pin=250mW/Area Scan (61x61x1):** Interpolated grid: dx=1.500 mm, dy=1.500 mm

Maximum value of SAR (interpolated) = 14.9 W/kg

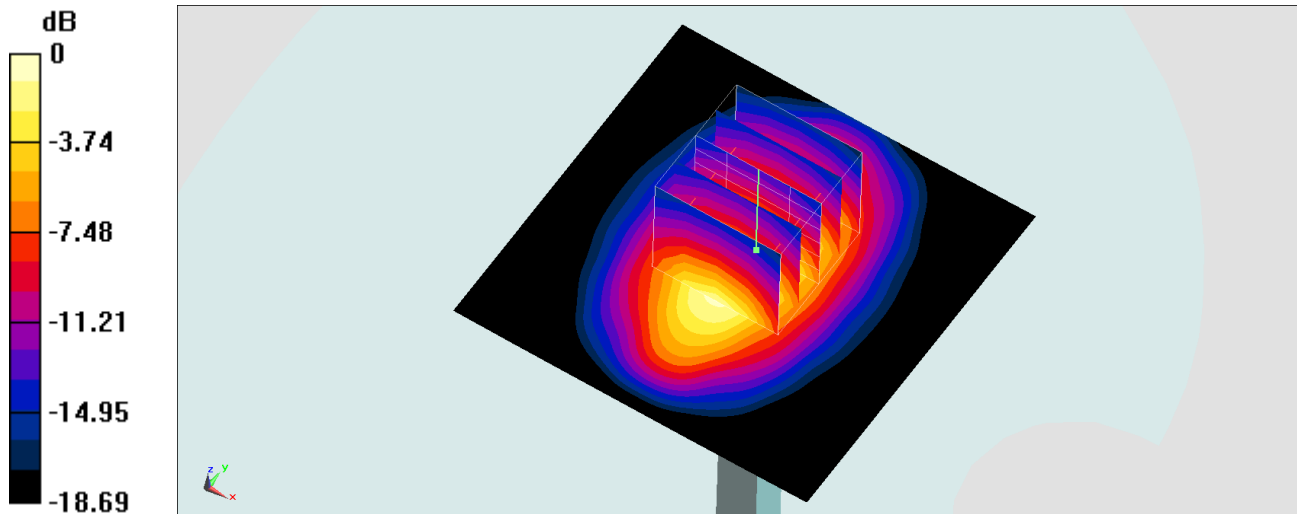
**Pin=250mW/Zoom Scan (5x5x7)/Cube 0:** Measurement grid: dx=8mm, dy=8mm, dz=5mm

Reference Value = 103.6 V/m; Power Drift = 0.11 dB

Peak SAR (extrapolated) = 17.5 W/kg

**SAR(1 g) = 9.5 W/kg; SAR(10 g) = 5.05 W/kg**

Maximum value of SAR (measured) = 14.6 W/kg



0 dB = 14.6 W/kg = 11.64 dBW/kg

## System Check\_Head\_1750MHz

### DUT: D1750V2-1112

Communication System: CW; Frequency: 1750 MHz; Duty Cycle: 1:1

Medium: HSL\_1750\_210104 Medium parameters used:  $f = 1750$  MHz;  $\sigma = 1.37$  S/m;  $\epsilon_r = 39.792$ ;  $\rho = 1000$  kg/m<sup>3</sup>

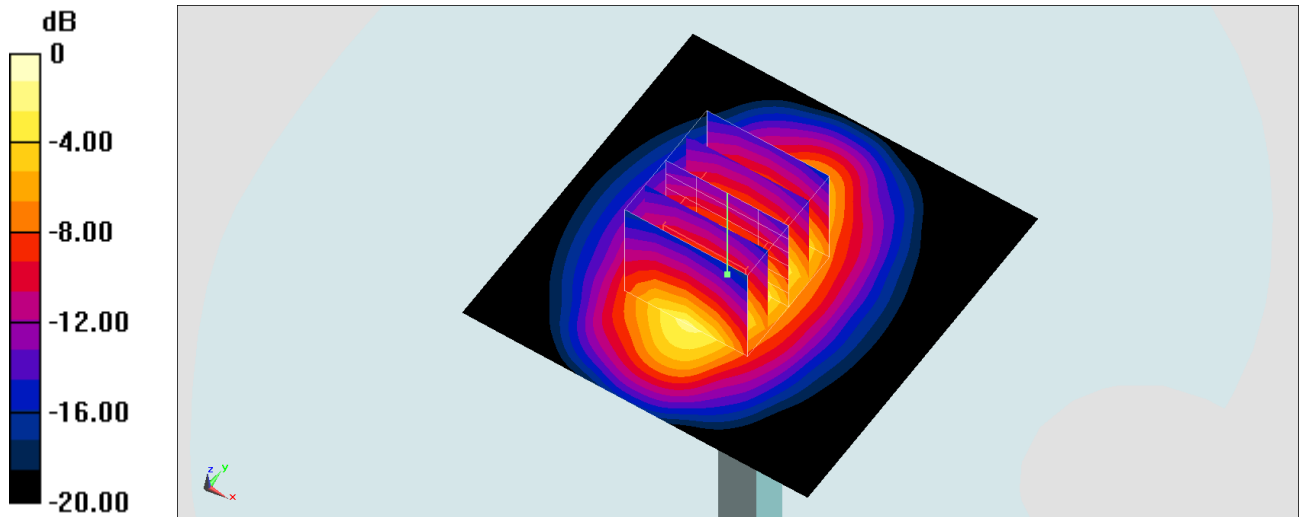
Ambient Temperature : 23.4 °C; Liquid Temperature : 22.4 °C

DASY5 Configuration:

- Probe: EX3DV4 - SN3931; ConvF(8.61, 8.61, 8.61) @ 1750 MHz; Calibrated: 2020/10/22
- Sensor-Surface: 1.4mm (Mechanical Surface Detection)
- Electronics: DAE4 Sn699; Calibrated: 2020/2/26
- Phantom: SAM-Middle; Type: SAM; Serial: TP-1503
- Measurement SW: DASY52, Version 52.10 (4); SEMCAD X Version 14.6.14 (7483)

**Pin=250mW/Area Scan (61x61x1):** Interpolated grid: dx=1.500 mm, dy=1.500 mm  
Maximum value of SAR (interpolated) = 14.2 W/kg

**Pin=250mW/Zoom Scan (5x5x7)/Cube 0:** Measurement grid: dx=8mm, dy=8mm, dz=5mm  
Reference Value = 101.4 V/m; Power Drift = 0.09 dB  
Peak SAR (extrapolated) = 17.3 W/kg  
**SAR(1 g) = 9.55 W/kg; SAR(10 g) = 5.14 W/kg**  
Maximum value of SAR (measured) = 14.6 W/kg



0 dB = 14.6 W/kg = 11.64 dBW/kg



## System Check\_Head\_1750MHz

### DUT: D1750V2-1112

Communication System: CW; Frequency: 1750 MHz; Duty Cycle: 1:1

Medium: HSL\_1750\_210110 Medium parameters used:  $f = 1750$  MHz;  $\sigma = 1.378$  S/m;  $\epsilon_r = 40.822$ ;  $\rho = 1000$  kg/m<sup>3</sup>

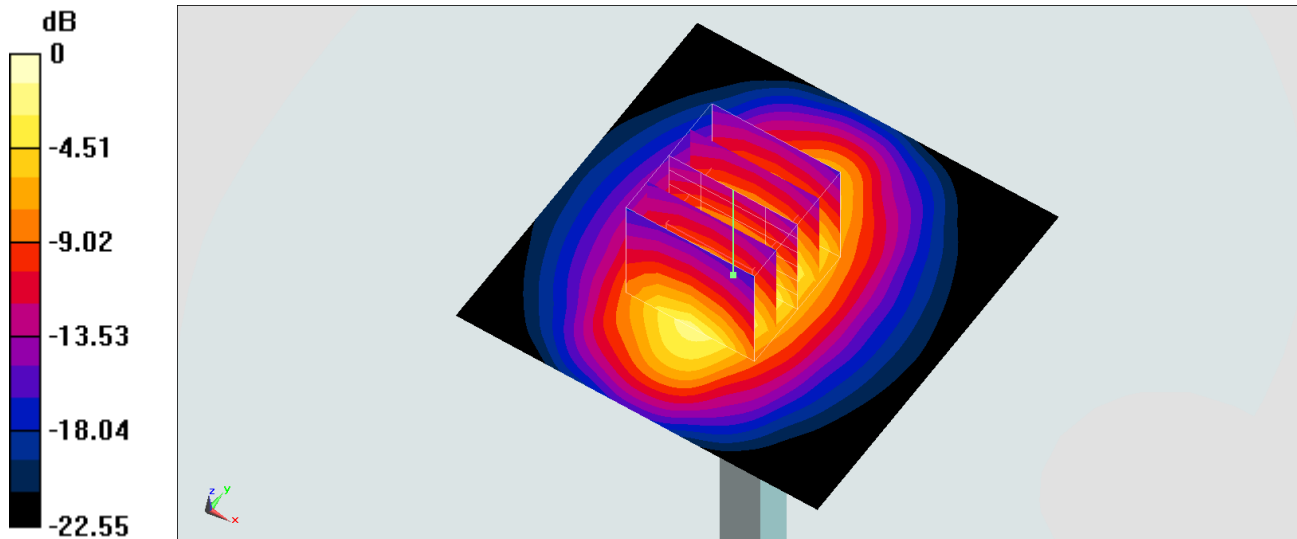
Ambient Temperature : 23.3 °C; Liquid Temperature : 22.3 °C

DASY5 Configuration:

- Probe: EX3DV4 - SN3931; ConvF(8.61, 8.61, 8.61) @ 1750 MHz; Calibrated: 2020/10/22
- Sensor-Surface: 1.4mm (Mechanical Surface Detection)
- Electronics: DAE4 Sn699; Calibrated: 2020/2/26
- Phantom: SAM-Middle; Type: SAM; Serial: TP-1503
- Measurement SW: DASY52, Version 52.10 (4); SEMCAD X Version 14.6.14 (7483)

**Pin=250mW/Area Scan (61x61x1):** Interpolated grid: dx=1.500 mm, dy=1.500 mm  
Maximum value of SAR (interpolated) = 14.3 W/kg

**Pin=250mW/Zoom Scan (5x5x7)/Cube 0:** Measurement grid: dx=8mm, dy=8mm, dz=5mm  
Reference Value = 101.4 V/m; Power Drift = 0.02 dB  
Peak SAR (extrapolated) = 17.3 W/kg  
**SAR(1 g) = 9.6 W/kg; SAR(10 g) = 5.17 W/kg**  
Maximum value of SAR (measured) = 14.7 W/kg



0 dB = 14.7 W/kg = 11.67 dBW/kg

## System Check\_Head\_1750MHz

### DUT: D1750V2-1112

Communication System: CW; Frequency: 1750 MHz; Duty Cycle: 1:1

Medium: HSL\_1750\_210117 Medium parameters used:  $f = 1750$  MHz;  $\sigma = 1.363$  S/m;  $\epsilon_r = 40.89$ ;  $\rho = 1000$  kg/m<sup>3</sup>

Ambient Temperature : 23.3 °C; Liquid Temperature : 22.3 °C

#### DASY5 Configuration:

- Probe: ES3DV3 - SN3270; ConvF(5.34, 5.34, 5.34) @ 1750 MHz; Calibrated: 2020/9/23
- Sensor-Surface: 3mm (Mechanical Surface Detection)
- Electronics: DAE3 Sn495; Calibrated: 2020/7/21
- Phantom: SAM\_Left; Type: SAM; Serial: 1796
- Measurement SW: DASY52, Version 52.10 (4); SEMCAD X Version 14.6.14 (7483)

**Pin=250mW/Area Scan (61x61x1):** Interpolated grid: dx=1.500 mm, dy=1.500 mm

Maximum value of SAR (interpolated) = 11.3 W/kg

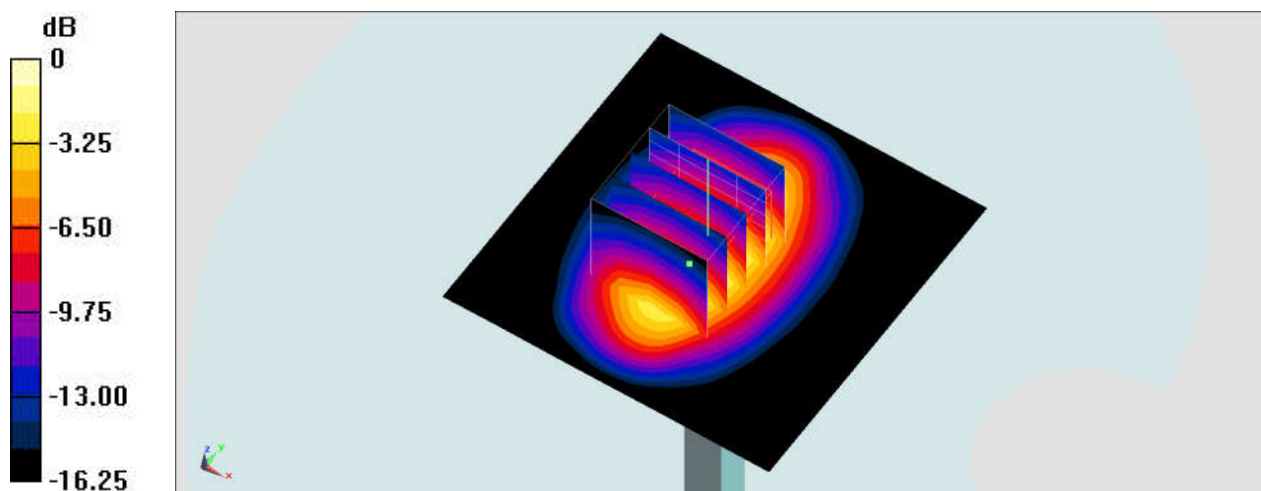
**Pin=250mW/Zoom Scan (5x5x7)/Cube 0:** Measurement grid: dx=8mm, dy=8mm, dz=5mm

Reference Value = 91.72 V/m; Power Drift = -0.12 dB

Peak SAR (extrapolated) = 15.2 W/kg

**SAR(1 g) = 8.85 W/kg; SAR(10 g) = 4.83 W/kg**

Maximum value of SAR (measured) = 10.8 W/kg



0 dB = 10.8 W/kg = 10.33 dBW/kg

## System Check\_Head\_1750MHz

### DUT: D1750V2-1112

Communication System: CW; Frequency: 1750 MHz; Duty Cycle: 1:1

Medium: HSL\_1750\_210122 Medium parameters used:  $f = 1750$  MHz;  $\sigma = 1.38$  S/m;  $\epsilon_r = 39.421$ ;  $\rho = 1000$  kg/m<sup>3</sup>

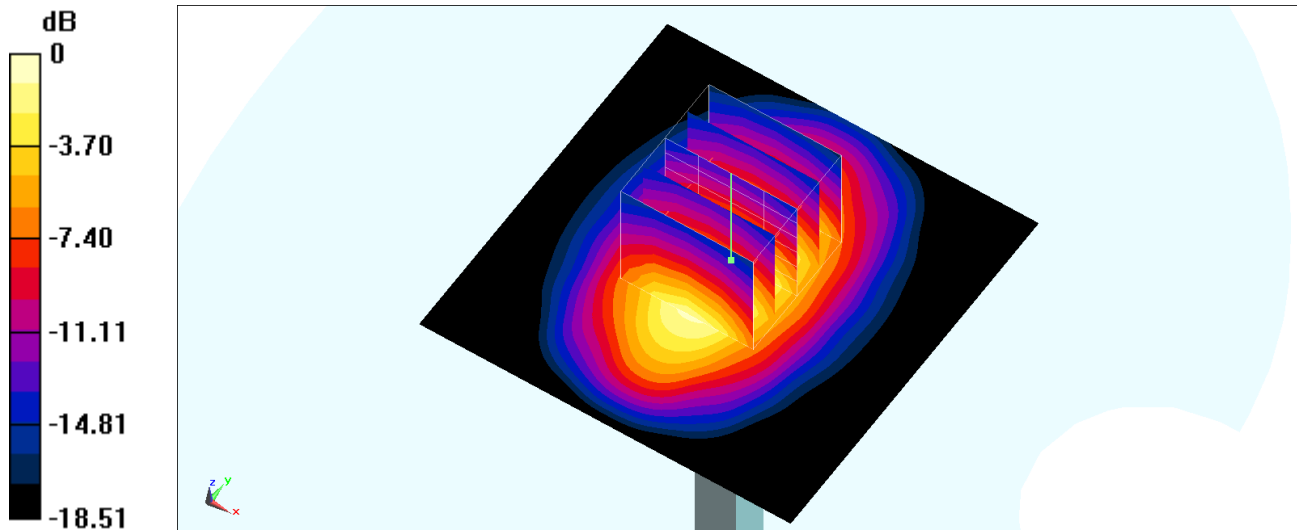
Ambient Temperature : 23.3 °C ; Liquid Temperature : 22.3 °C

DASY5 Configuration:

- Probe: ES3DV3 - SN3270; ConvF(5.34, 5.34, 5.34) @ 1750 MHz; Calibrated: 2020/9/23
- Sensor-Surface: 3mm (Mechanical Surface Detection)
- Electronics: DAE3 Sn495; Calibrated: 2020/7/21
- Phantom: SAM\_Left; Type: QD000P40CD; Serial: TP:1684
- Measurement SW: DASY52, Version 52.10 (4); SEMCAD X Version 14.6.14 (7483)

**Pin=250mW/Area Scan (61x61x1):** Interpolated grid: dx=1.500 mm, dy=1.500 mm  
Maximum value of SAR (interpolated) = 11.0 W/kg

**Pin=250mW/Zoom Scan (5x5x7)/Cube 0:** Measurement grid: dx=8mm, dy=8mm, dz=5mm  
Reference Value = 91.83 V/m; Power Drift = -0.03 dB  
Peak SAR (extrapolated) = 15.1 W/kg  
**SAR(1 g) = 8.46 W/kg; SAR(10 g) = 4.54 W/kg**  
Maximum value of SAR (measured) = 10.5 W/kg



0 dB = 10.5 W/kg = 10.21 dBW/kg

## System Check\_Head\_1750MHz

### DUT: D1750V2-1112

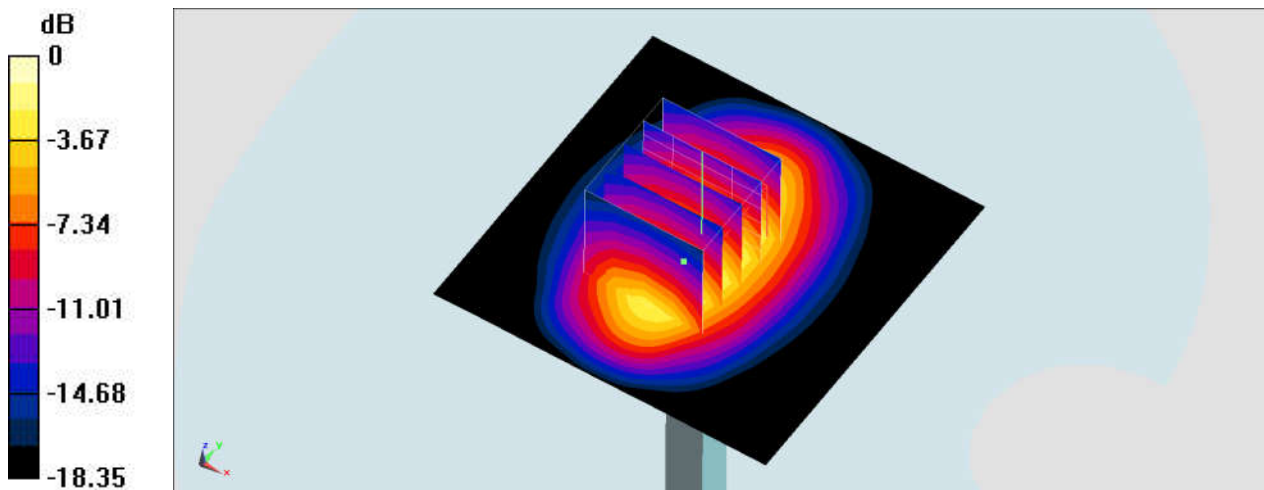
Communication System: CW ; Frequency: 1750 MHz;Duty Cycle: 1:1  
Medium: HSL\_1750\_210130 Medium parameters used:  $f = 1750$  MHz;  $\sigma = 1.377$  S/m;  $\epsilon_r = 41.596$ ;  
 $\rho = 1000$  kg/m<sup>3</sup>  
Ambient Temperature : 23.5 °C ; Liquid Temperature : 22.5 °C

#### DASY5 Configuration:

- Probe: ES3DV3 - SN3270; ConvF(5.34, 5.34, 5.34) @ 1750 MHz; Calibrated: 2020/9/23
- Sensor-Surface: 3mm (Mechanical Surface Detection)
- Electronics: DAE3 Sn495; Calibrated: 2020/7/21
- Phantom: SAM\_Left; Type: SAM; Serial: 1796
- Measurement SW: DASY52, Version 52.10 (4);SEMCAD X Version 14.6.14 (7483)

**Pin=250mW/Area Scan (61x61x1):** Interpolated grid: dx=1.500 mm, dy=1.500 mm  
Maximum value of SAR (interpolated) = 11.5 W/kg

**Pin=250mW/Zoom Scan (5x5x7)/Cube 0:** Measurement grid: dx=8mm, dy=8mm, dz=5mm  
Reference Value = 91.72 V/m; Power Drift = -0.13 dB  
Peak SAR (extrapolated) = 15.4 W/kg  
**SAR(1 g) = 8.94 W/kg; SAR(10 g) = 4.88 W/kg**  
Maximum value of SAR (measured) = 10.9 W/kg



## System Check\_Head\_1900MHz

### DUT: D1900V2-5d185

Communication System: CW; Frequency: 1900 MHz; Duty Cycle: 1:1

Medium: HSL\_1900\_201224 Medium parameters used:  $f = 1900$  MHz;  $\sigma = 1.434$  S/m;  $\epsilon_r = 40.207$ ;  
 $\rho = 1000$  kg/m<sup>3</sup>

Ambient Temperature : 23.5 °C ; Liquid Temperature : 22.5 °C

#### DASY5 Configuration:

- Probe: ES3DV3 - SN3270; ConvF(5.14, 5.14, 5.14) @ 1900 MHz; Calibrated: 2020/9/23
- Sensor-Surface: 3mm (Mechanical Surface Detection)
- Electronics: DAE3 Sn495; Calibrated: 2020/7/21
- Phantom: SAM\_Left; Type: SAM; Serial: 1796
- Measurement SW: DASY52, Version 52.10 (4); SEMCAD X Version 14.6.14 (7483)

**Pin=250mW/Area Scan (61x61x1):** Interpolated grid: dx=1.500 mm, dy=1.500 mm

Maximum value of SAR (interpolated) = 12.8 W/kg

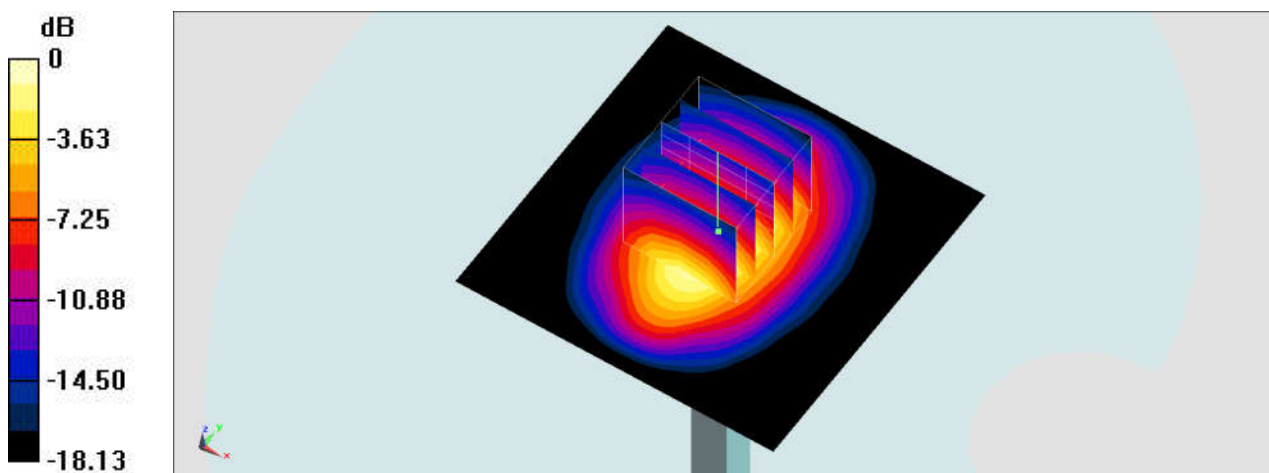
**Pin=250mW/Zoom Scan (5x5x7)/Cube 0:** Measurement grid: dx=8mm, dy=8mm, dz=5mm

Reference Value = 96.75 V/m; Power Drift = -0.03 dB

Peak SAR (extrapolated) = 17.9 W/kg

**SAR(1 g) = 9.71 W/kg; SAR(10 g) = 5.08 W/kg**

Maximum value of SAR (measured) = 12.2 W/kg



0 dB = 12.2 W/kg = 10.86 dBW/kg

## System Check\_Head\_1900MHz

### DUT: D1900V2-5d185

Communication System: CW; Frequency: 1900 MHz; Duty Cycle: 1:1

Medium: HSL\_1900\_201225 Medium parameters used:  $f = 1900$  MHz;  $\sigma = 1.43$  S/m;  $\epsilon_r = 40.802$ ;  $\rho = 1000$  kg/m<sup>3</sup>

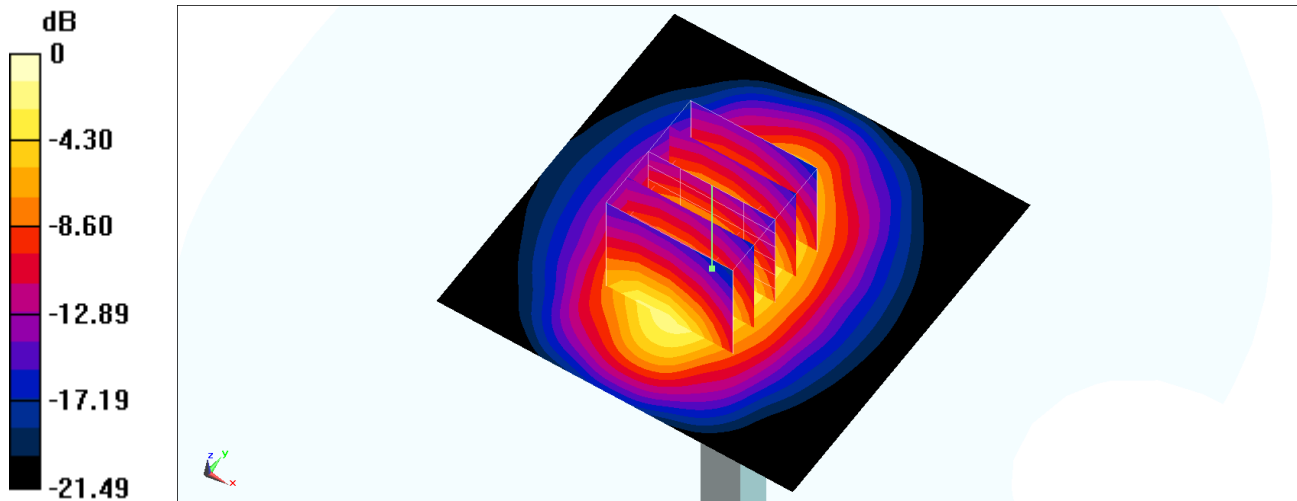
Ambient Temperature : 23.5 °C; Liquid Temperature : 22.5 °C

DASY5 Configuration:

- Probe: ES3DV3 - SN3184; ConvF(5.28, 5.28, 5.28) @ 1900 MHz; Calibrated: 2020/9/23
- Sensor-Surface: 3mm (Mechanical Surface Detection)
- Electronics: DAE4 Sn1424; Calibrated: 2020/1/24
- Phantom: SAM\_Left; Type: QD000P40CD; Serial: TP:1684
- Measurement SW: DASY52, Version 52.10 (4); SEMCAD X Version 14.6.14 (7483)

**Pin=250mW/Area Scan (61x61x1):** Interpolated grid: dx=1.500 mm, dy=1.500 mm  
Maximum value of SAR (interpolated) = 13.6 W/kg

**Pin=250mW/Zoom Scan (5x5x7)/Cube 0:** Measurement grid: dx=8mm, dy=8mm, dz=5mm  
Reference Value = 88.23 V/m; Power Drift = -0.04 dB  
Peak SAR (extrapolated) = 16.3 W/kg  
**SAR(1 g) = 9.68 W/kg; SAR(10 g) = 5.16 W/kg**  
Maximum value of SAR (measured) = 11.0 W/kg



0 dB = 11.0 W/kg = 10.41 dBW/kg

## System Check\_Head\_1900MHz

### DUT: D1900V2-5d185

Communication System: CW; Frequency: 1900 MHz; Duty Cycle: 1:1

Medium: HSL\_1900\_201228 Medium parameters used:  $f = 1900$  MHz;  $\sigma = 1.431$  S/m;  $\epsilon_r = 39.474$ ;  $\rho = 1000$  kg/m<sup>3</sup>

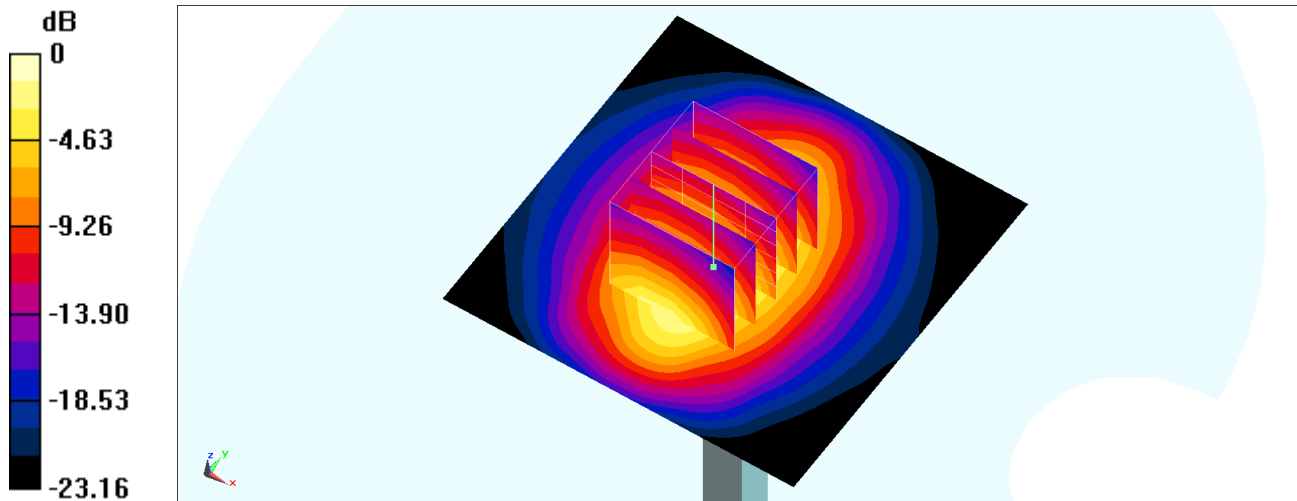
Ambient Temperature : 23.6 °C ; Liquid Temperature : 22.6 °C

DASY5 Configuration:

- Probe: ES3DV3 - SN3184; ConvF(5.28, 5.28, 5.28) @ 1900 MHz; Calibrated: 2020/9/23
- Sensor-Surface: 3mm (Mechanical Surface Detection)
- Electronics: DAE4 Sn1424; Calibrated: 2020/1/24
- Phantom: SAM\_Left; Type: QD000P40CD; Serial: TP:1684
- Measurement SW: DASY52, Version 52.10 (4); SEMCAD X Version 14.6.14 (7483)

**Pin=250mW/Area Scan (61x61x1):** Interpolated grid: dx=1.500 mm, dy=1.500 mm  
Maximum value of SAR (interpolated) = 13.6 W/kg

**Pin=250mW/Zoom Scan (5x5x7)/Cube 0:** Measurement grid: dx=8mm, dy=8mm, dz=5mm  
Reference Value = 88.23 V/m; Power Drift = -0.04 dB  
Peak SAR (extrapolated) = 16.3 W/kg  
**SAR(1 g) = 9.69 W/kg; SAR(10 g) = 5.17 W/kg**  
Maximum value of SAR (measured) = 11.0 W/kg



0 dB = 11.0 W/kg = 10.41 dBW/kg

## System Check\_Head\_1900MHz

### DUT: D1900V2-5d185

Communication System: CW; Frequency: 1900 MHz; Duty Cycle: 1:1

Medium: HSL\_1900\_201229 Medium parameters used:  $f = 1900$  MHz;  $\sigma = 1.416$  S/m;  $\epsilon_r = 39.472$ ;  $\rho = 1000$  kg/m<sup>3</sup>

Ambient Temperature : 23.2 °C; Liquid Temperature : 22.2 °C

DASY5 Configuration:

- Probe: EX3DV4 - SN3931; ConvF(8.15, 8.15, 8.15) @ 1900 MHz; Calibrated: 2020/10/22
- Sensor-Surface: 1.4mm (Mechanical Surface Detection)
- Electronics: DAE4 Sn699; Calibrated: 2020/2/26
- Phantom: SAM-Middle; Type: SAM; Serial: TP-1503
- Measurement SW: DASY52, Version 52.10 (4); SEMCAD X Version 14.6.14 (7483)

**Pin=250mW/Area Scan (61x61x1):** Interpolated grid: dx=1.500 mm, dy=1.500 mm

Maximum value of SAR (interpolated) = 16.3 W/kg

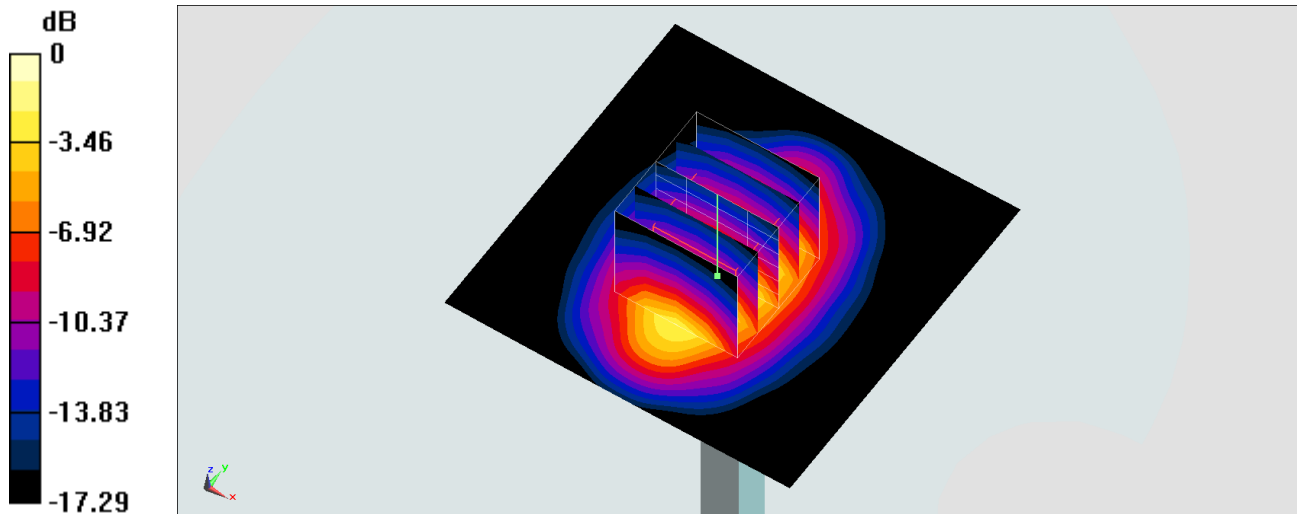
**Pin=250mW/Zoom Scan (5x5x7)/Cube 0:** Measurement grid: dx=8mm, dy=8mm, dz=5mm

Reference Value = 111.1 V/m; Power Drift = -0.08 dB

Peak SAR (extrapolated) = 19.4 W/kg

**SAR(1 g) = 10.2 W/kg; SAR(10 g) = 5.26 W/kg**

Maximum value of SAR (measured) = 16.1 W/kg



0 dB = 16.1 W/kg = 12.07 dBW/kg



## System Check\_Head\_1900MHz

### DUT: D1900V2-5d185

Communication System: CW; Frequency: 1900 MHz; Duty Cycle: 1:1

Medium: HSL\_1900\_210104 Medium parameters used:  $f = 1900$  MHz;  $\sigma = 1.425$  S/m;  $\epsilon_r = 39.552$ ;  $\rho = 1000$  kg/m<sup>3</sup>

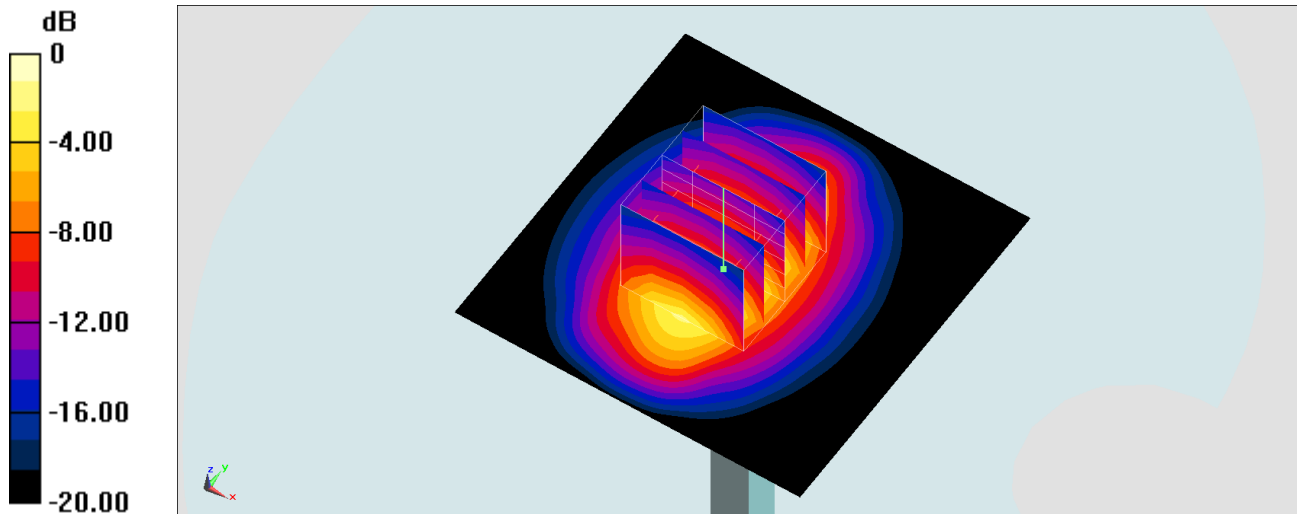
Ambient Temperature : 23.4 °C; Liquid Temperature : 22.4 °C

DASY5 Configuration:

- Probe: EX3DV4 - SN3931; ConvF(8.15, 8.15, 8.15) @ 1900 MHz; Calibrated: 2020/10/22
- Sensor-Surface: 1.4mm (Mechanical Surface Detection)
- Electronics: DAE4 Sn699; Calibrated: 2020/2/26
- Phantom: SAM-Middle; Type: SAM; Serial: TP-1503
- Measurement SW: DASY52, Version 52.10 (4); SEMCAD X Version 14.6.14 (7483)

**Pin=250mW/Area Scan (61x61x1):** Interpolated grid: dx=1.500 mm, dy=1.500 mm  
Maximum value of SAR (interpolated) = 16.2 W/kg

**Pin=250mW/Zoom Scan (5x5x7)/Cube 0:** Measurement grid: dx=8mm, dy=8mm, dz=5mm  
Reference Value = 106.4 V/m; Power Drift = 0.09 dB  
Peak SAR (extrapolated) = 19.6 W/kg  
**SAR(1 g) = 10.5 W/kg; SAR(10 g) = 5.39 W/kg**  
Maximum value of SAR (measured) = 16.6 W/kg



0 dB = 16.6 W/kg = 12.20 dBW/kg

## System Check\_Head\_1900MHz

### DUT: D1900V2-5d185

Communication System: CW; Frequency: 1900 MHz; Duty Cycle: 1:1

Medium: HSL\_1900\_210110 Medium parameters used:  $f = 1900$  MHz;  $\sigma = 1.442$  S/m;  $\epsilon_r = 40.36$ ;  $\rho = 1000$  kg/m<sup>3</sup>

Ambient Temperature : 23.3 °C; Liquid Temperature : 22.3 °C

DASY5 Configuration:

- Probe: EX3DV4 - SN3931; ConvF(8.15, 8.15, 8.15) @ 1900 MHz; Calibrated: 2020/10/22
- Sensor-Surface: 1.4mm (Mechanical Surface Detection)
- Electronics: DAE4 Sn699; Calibrated: 2020/2/26
- Phantom: SAM-Middle; Type: SAM; Serial: TP-1503
- Measurement SW: DASY52, Version 52.10 (4); SEMCAD X Version 14.6.14 (7483)

**Pin=50mW/Area Scan (61x61x1):** Interpolated grid: dx=1.500 mm, dy=1.500 mm

Maximum value of SAR (interpolated) = 3.36 W/kg

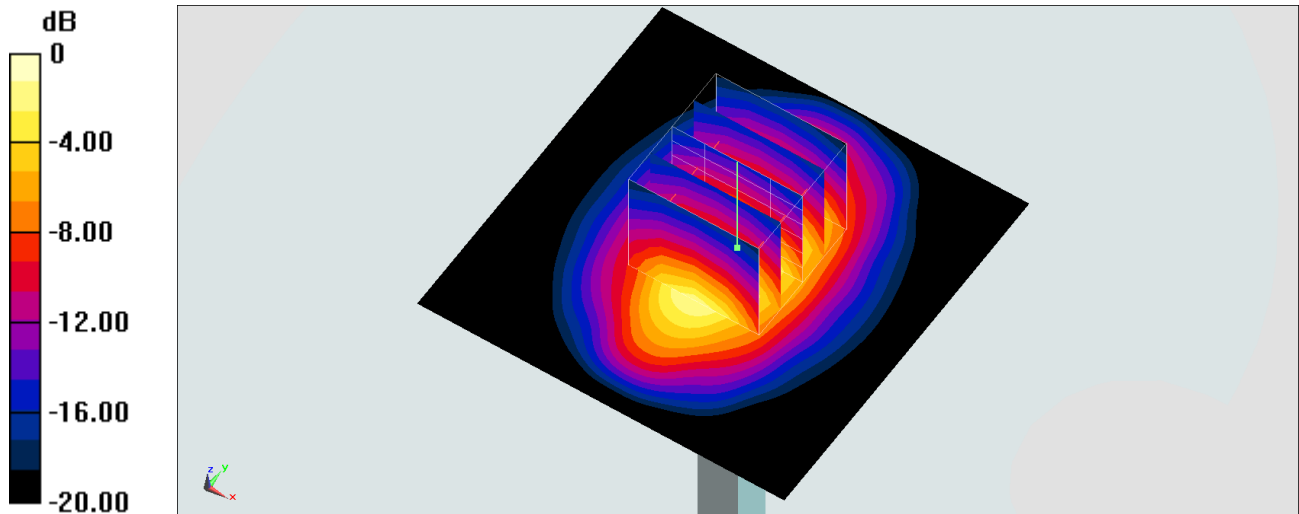
**Pin=50mW/Zoom Scan (5x5x7)/Cube 0:** Measurement grid: dx=8mm, dy=8mm, dz=5mm

Reference Value = 49.84 V/m; Power Drift = -0.15 dB

Peak SAR (extrapolated) = 4.14 W/kg

**SAR(1 g) = 2.13 W/kg; SAR(10 g) = 1.08 W/kg**

Maximum value of SAR (measured) = 3.42 W/kg



## System Check\_Head\_1900MHz

### DUT: D1900V2-5d185

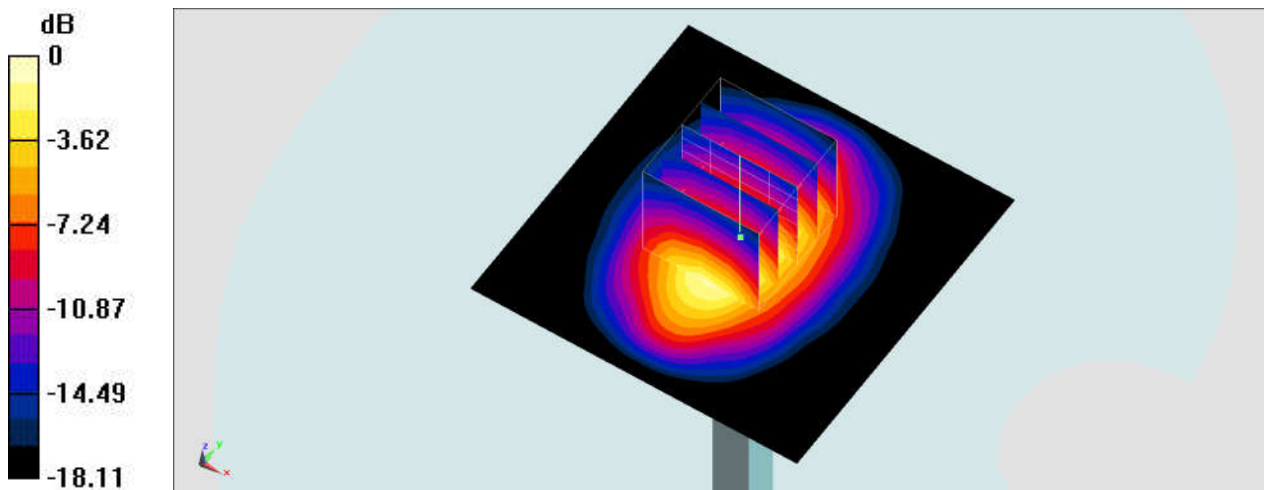
Communication System: CW; Frequency: 1900 MHz; Duty Cycle: 1:1  
Medium: HSL\_1900\_210115 Medium parameters used:  $f = 1900$  MHz;  $\sigma = 1.455$  S/m;  $\epsilon_r = 41.386$ ;  
 $\rho = 1000$  kg/m<sup>3</sup>  
Ambient Temperature : 23.3 °C ; Liquid Temperature : 22.3 °C

#### DASY5 Configuration:

- Probe: ES3DV3 - SN3270; ConvF(5.14, 5.14, 5.14) @ 1900 MHz; Calibrated: 2020/9/23
- Sensor-Surface: 3mm (Mechanical Surface Detection)
- Electronics: DAE3 Sn495; Calibrated: 2020/7/21
- Phantom: SAM\_Left; Type: SAM; Serial: 1796
- Measurement SW: DASY52, Version 52.10 (4); SEMCAD X Version 14.6.14 (7483)

**Pin=250mW/Area Scan (61x61x1):** Interpolated grid: dx=1.500 mm, dy=1.500 mm  
Maximum value of SAR (interpolated) = 13.0 W/kg

**Pin=250mW/Zoom Scan (5x5x7)/Cube 0:** Measurement grid: dx=8mm, dy=8mm, dz=5mm  
Reference Value = 96.75 V/m; Power Drift = -0.03 dB  
Peak SAR (extrapolated) = 18.1 W/kg  
**SAR(1 g) = 9.85 W/kg; SAR(10 g) = 5.15 W/kg**  
Maximum value of SAR (measured) = 12.3 W/kg



0 dB = 12.3 W/kg = 10.90 dBW/kg

## System Check\_Head\_1900MHz

### DUT: D1900V2-5d185

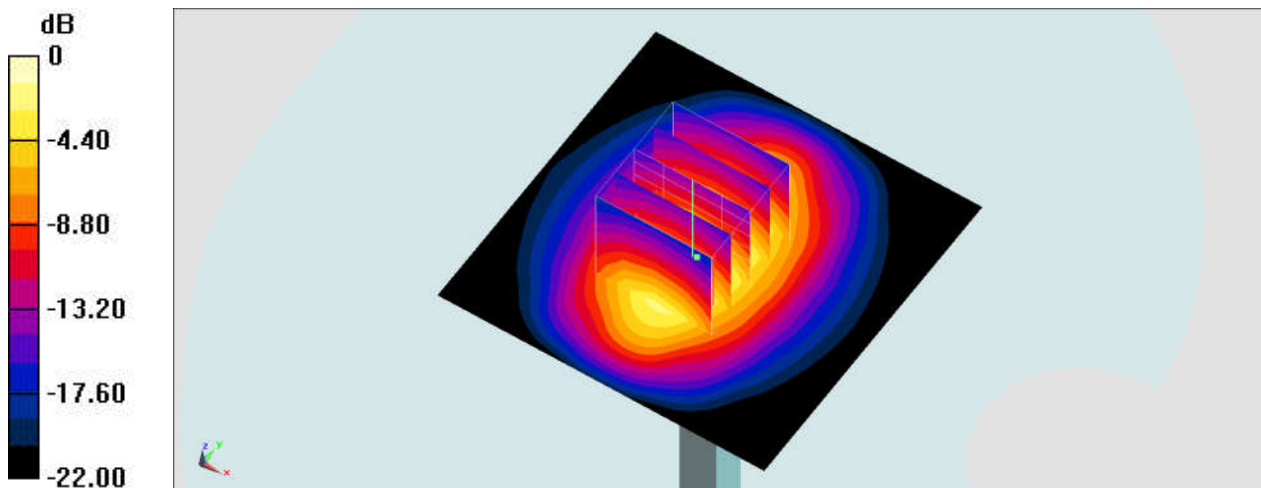
Communication System: CW; Frequency: 1900 MHz; Duty Cycle: 1:1  
Medium: HSL\_1900\_210116 Medium parameters used:  $f = 1900$  MHz;  $\sigma = 1.446$  S/m;  $\epsilon_r = 41.306$ ;  
 $\rho = 1000$  kg/m<sup>3</sup>  
Ambient Temperature : 23.6 °C ; Liquid Temperature : 22.6 °C

#### DASY5 Configuration:

- Probe: ES3DV3 - SN3270; ConvF(5.14, 5.14, 5.14) @ 1900 MHz; Calibrated: 2020/9/23
- Sensor-Surface: 3mm (Mechanical Surface Detection)
- Electronics: DAE3 Sn495; Calibrated: 2020/7/21
- Phantom: SAM\_Left; Type: SAM; Serial: 1796
- Measurement SW: DASY52, Version 52.10 (4); SEMCAD X Version 14.6.14 (7483)

**Pin=250mW/Area Scan (61x61x1):** Interpolated grid: dx=1.500 mm, dy=1.500 mm  
Maximum value of SAR (interpolated) = 13.1 W/kg

**Pin=250mW/Zoom Scan (5x5x7)/Cube 0:** Measurement grid: dx=8mm, dy=8mm, dz=5mm  
Reference Value = 97.03 V/m; Power Drift = 0.08 dB  
Peak SAR (extrapolated) = 18.8 W/kg  
**SAR(1 g) = 10.2 W/kg; SAR(10 g) = 5.32 W/kg**  
Maximum value of SAR (measured) = 12.8 W/kg



## System Check\_Head\_1900MHz\_210121

### DUT: D1900V2-5d185

Communication System: CW; Frequency: 1900 MHz; Duty Cycle: 1:1

Medium: HSL\_1900\_210121 Medium parameters used:  $f = 1900$  MHz;  $\sigma = 1.446$  S/m;  $\epsilon_r = 41.226$ ;  $\rho = 1000$  kg/m<sup>3</sup>

Ambient Temperature : 23.2 °C; Liquid Temperature : 22.2 °C

DASY5 Configuration:

- Probe: EX3DV4 - SN3931; ConvF(8.15, 8.15, 8.15) @ 1900 MHz; Calibrated: 2020/10/22
- Sensor-Surface: 1.4mm (Mechanical Surface Detection)
- Electronics: DAE4 Sn699; Calibrated: 2020/2/26
- Phantom: SAM-Middle; Type: SAM; Serial: TP-1503
- Measurement SW: DASY52, Version 52.10 (4); SEMCAD X Version 14.6.14 (7483)

**Pin=50mW/Area Scan (61x61x1):** Interpolated grid: dx=1.500 mm, dy=1.500 mm

Maximum value of SAR (interpolated) = 3.49 W/kg

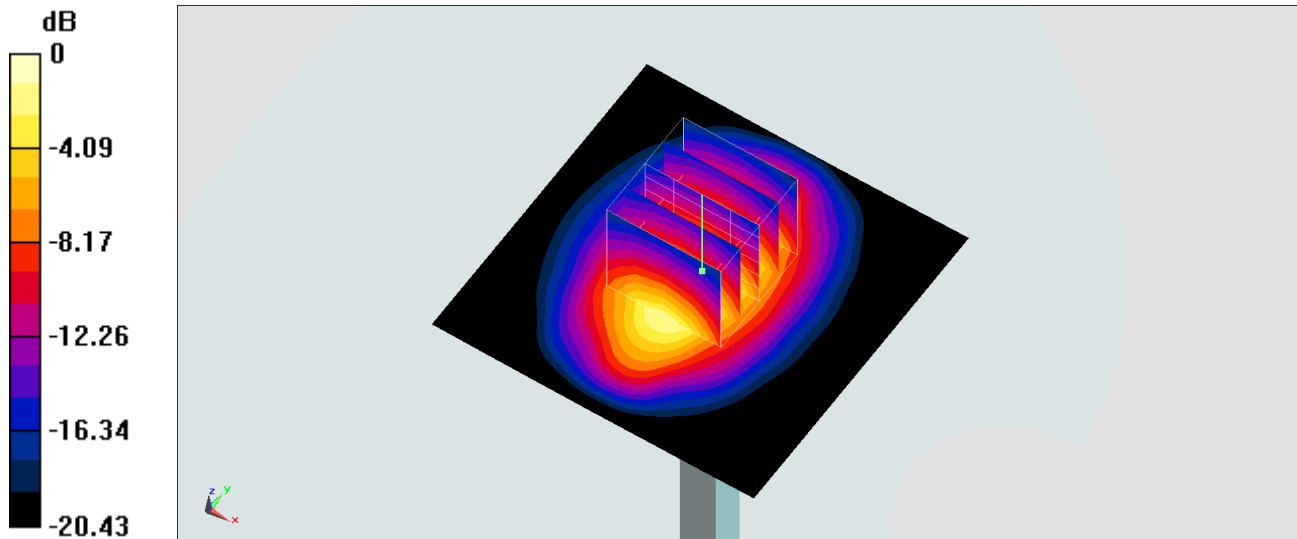
**Pin=50mW/Zoom Scan (5x5x7)/Cube 0:** Measurement grid: dx=8mm, dy=8mm, dz=5mm

Reference Value = 49.36 V/m; Power Drift = 0.13 dB

Peak SAR (extrapolated) = 4.18 W/kg

**SAR(1 g) = 2.11 W/kg; SAR(10 g) = 1.07 W/kg**

Maximum value of SAR (measured) = 3.49 W/kg



0 dB = 3.49 W/kg = 5.43 dBW/kg

## System Check\_Head\_2300MHz

### DUT: D2300V2-1006

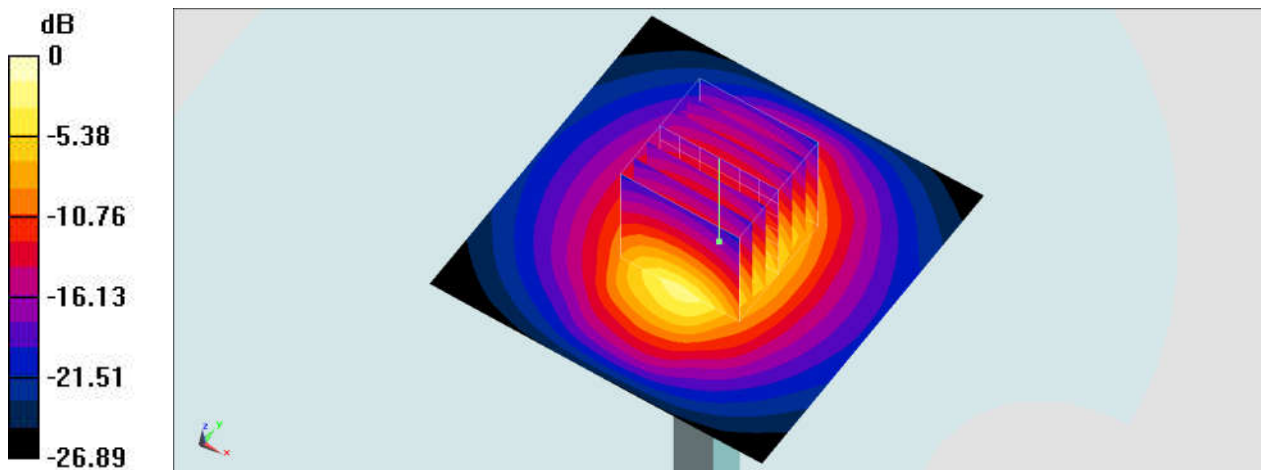
Communication System: CW; Frequency: 2300 MHz; Duty Cycle: 1:1  
Medium: HSL\_2300\_201227 Medium parameters used:  $f = 2300$  MHz;  $\sigma = 1.646$  S/m;  $\epsilon_r = 40.007$ ;  
 $\rho = 1000$  kg/m<sup>3</sup>  
Ambient Temperature : 23.1 °C ; Liquid Temperature : 22.1 °C

### DASY5 Configuration:

- Probe: EX3DV4 - SN3728; ConvF(7.56, 7.56, 7.56) @ 2300 MHz; Calibrated: 2020/2/4
- Sensor-Surface: 1.4mm (Mechanical Surface Detection)
- Electronics: DAE4 Sn1399; Calibrated: 2020/2/18
- Phantom: SAM\_Left; Type: SAM; Serial: 1796
- Measurement SW: DASY52, Version 52.10 (4); SEMCAD X Version 14.6.14 (7483)

**Pin=250mW/Area Scan (71x71x1):** Interpolated grid: dx=1.200 mm, dy=1.200 mm  
Maximum value of SAR (interpolated) = 20.2 W/kg

**Pin=250mW/Zoom Scan (7x7x7)/Cube 0:** Measurement grid: dx=5mm, dy=5mm, dz=5mm  
Reference Value = 111.0 V/m; Power Drift = -0.02 dB  
Peak SAR (extrapolated) = 24.2 W/kg  
**SAR(1 g) = 12.2 W/kg; SAR(10 g) = 5.85 W/kg**  
Maximum value of SAR (measured) = 19.9 W/kg



0 dB = 19.9 W/kg = 12.99 dBW/kg

## System Check\_Head\_2300MHz

### DUT: D2300V2-1006

Communication System: CW; Frequency: 2300 MHz; Duty Cycle: 1:1

Medium: HSL\_2300\_210105 Medium parameters used:  $f = 2300$  MHz;  $\sigma = 1.666$  S/m;  $\epsilon_r = 40.377$ ;  $\rho = 1000$  kg/m<sup>3</sup>

Ambient Temperature : 23.4 °C; Liquid Temperature : 22.4 °C

DASY5 Configuration:

- Probe: EX3DV4 - SN3931; ConvF(7.79, 7.79, 7.79) @ 2300 MHz; Calibrated: 2020/10/22
- Sensor-Surface: 1.4mm (Mechanical Surface Detection)
- Electronics: DAE4 Sn699; Calibrated: 2020/2/26
- Phantom: SAM-Middle; Type: SAM; Serial: TP-1503
- Measurement SW: DASY52, Version 52.10 (4); SEMCAD X Version 14.6.14 (7483)

**Pin=50mW/Area Scan (71x71x1):** Interpolated grid: dx=1.200 mm, dy=1.200 mm

Maximum value of SAR (interpolated) = 3.78 W/kg

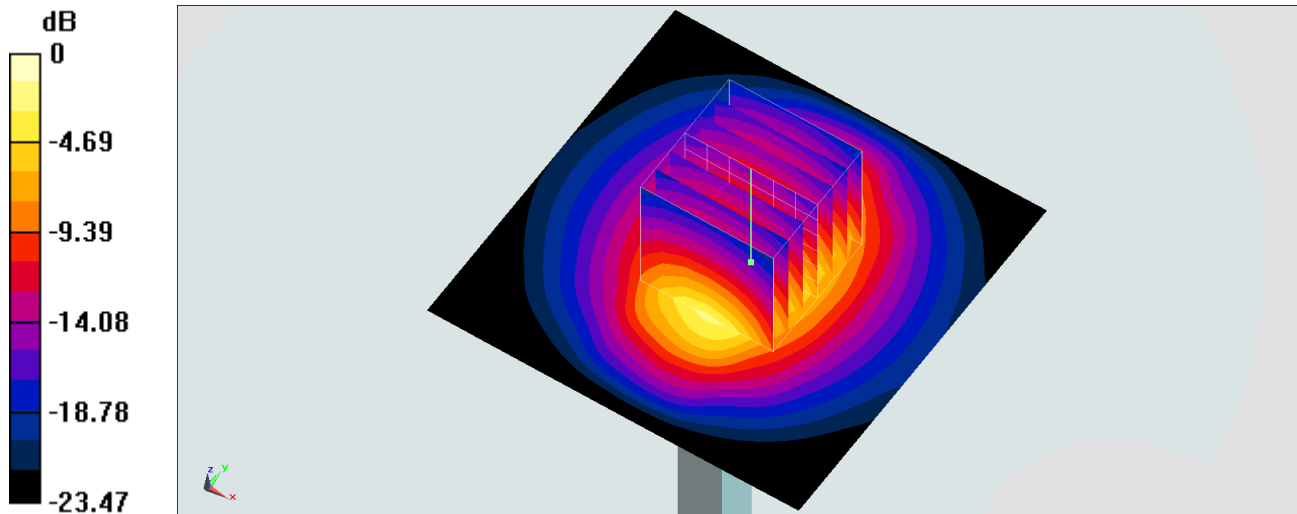
**Pin=50mW/Zoom Scan (7x7x7)/Cube 0:** Measurement grid: dx=5mm, dy=5mm, dz=5mm

Reference Value = 47.80 V/m; Power Drift = -0.12 dB

Peak SAR (extrapolated) = 4.57 W/kg

**SAR(1 g) = 2.3 W/kg; SAR(10 g) = 1.12 W/kg**

Maximum value of SAR (measured) = 3.73 W/kg



0 dB = 3.73 W/kg = 5.72 dBW/kg

## System Check\_Head\_2450MHz

### DUT: D2450V2-736

Communication System: CW; Frequency: 2450 MHz; Duty Cycle: 1:1

Medium: HSL\_2450\_210118 Medium parameters used:  $f = 2450$  MHz;  $\sigma = 1.752$  S/m;  $\epsilon_r = 38.735$ ;  $\rho = 1000$  kg/m<sup>3</sup>

Ambient Temperature : 23.7 °C ; Liquid Temperature : 22.7 °C

DASY5 Configuration:

- Probe: EX3DV4 - SN3925; ConvF(7.64, 7.64, 7.64) @ 2450 MHz; Calibrated: 2020/9/24
- Sensor-Surface: 1.4mm (Mechanical Surface Detection)
- Electronics: DAE4 Sn778; Calibrated: 2020/6/4
- Phantom: SAM\_Left; Type: QD000P40CD; Serial: TP:1682
- Measurement SW: DASY52, Version 52.10 (4); SEMCAD X Version 14.6.14 (7483)

**Pin=250mW/Area Scan (71x71x1):** Interpolated grid: dx=1.200 mm, dy=1.200 mm

Maximum value of SAR (interpolated) = 21.3 W/kg

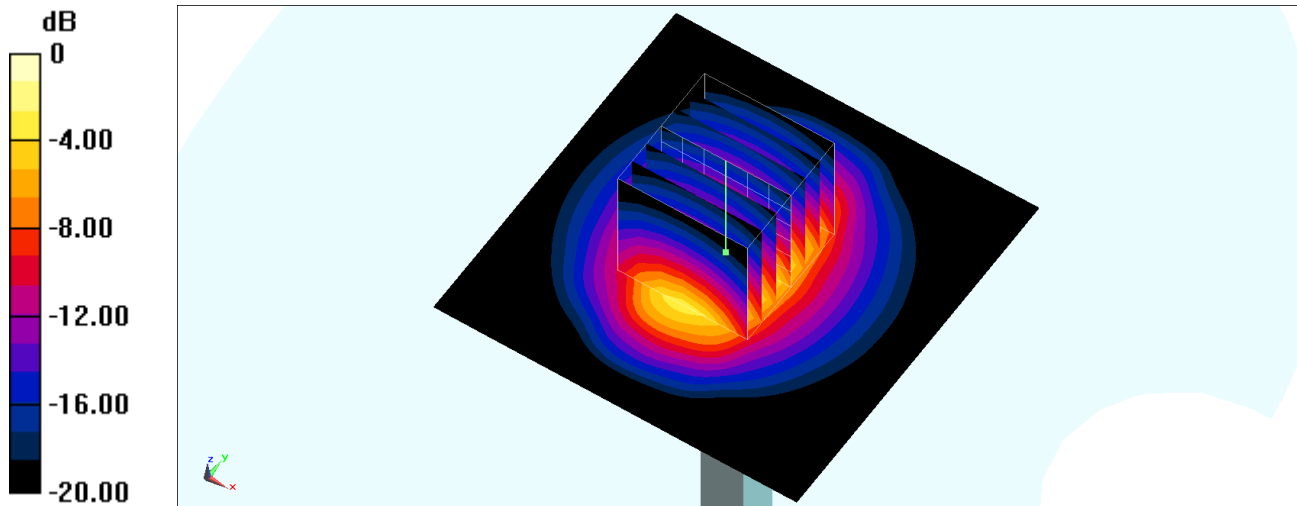
**Pin=250mW/Zoom Scan (7x7x7)/Cube 0:** Measurement grid: dx=5mm, dy=5mm, dz=5mm

Reference Value = 111.4 V/m; Power Drift = 0.16 dB

Peak SAR (extrapolated) = 26.0 W/kg

**SAR(1 g) = 12.6 W/kg; SAR(10 g) = 5.86 W/kg**

Maximum value of SAR (measured) = 21.0 W/kg



0 dB = 21.0 W/kg = 13.22 dBW/kg



## System Check\_Head\_2600MHz

### DUT: D2600V2-1008

Communication System: CW; Frequency: 2600 MHz; Duty Cycle: 1:1

Medium: HSL\_2600\_201221 Medium parameters used:  $f = 2600$  MHz;  $\sigma = 2.011$  S/m;  $\epsilon_r = 37.829$ ;

$\rho = 1000$  kg/m<sup>3</sup>

Ambient Temperature : 23.1 °C ; Liquid Temperature : 22.1 °C

#### DASY5 Configuration:

- Probe: ES3DV3 - SN3270; ConvF(4.42, 4.42, 4.42) @ 2600 MHz; Calibrated: 2020/9/23
- Sensor-Surface: 3mm (Mechanical Surface Detection)
- Electronics: DAE3 Sn495; Calibrated: 2020/7/21
- Phantom: SAM\_Left; Type: SAM; Serial: 1796
- Measurement SW: DASY52, Version 52.10 (4); SEMCAD X Version 14.6.14 (7483)

**Pin=250mW/Area Scan (81x81x1):** Interpolated grid: dx=1.200 mm, dy=1.200 mm

Maximum value of SAR (interpolated) = 22.3 W/kg

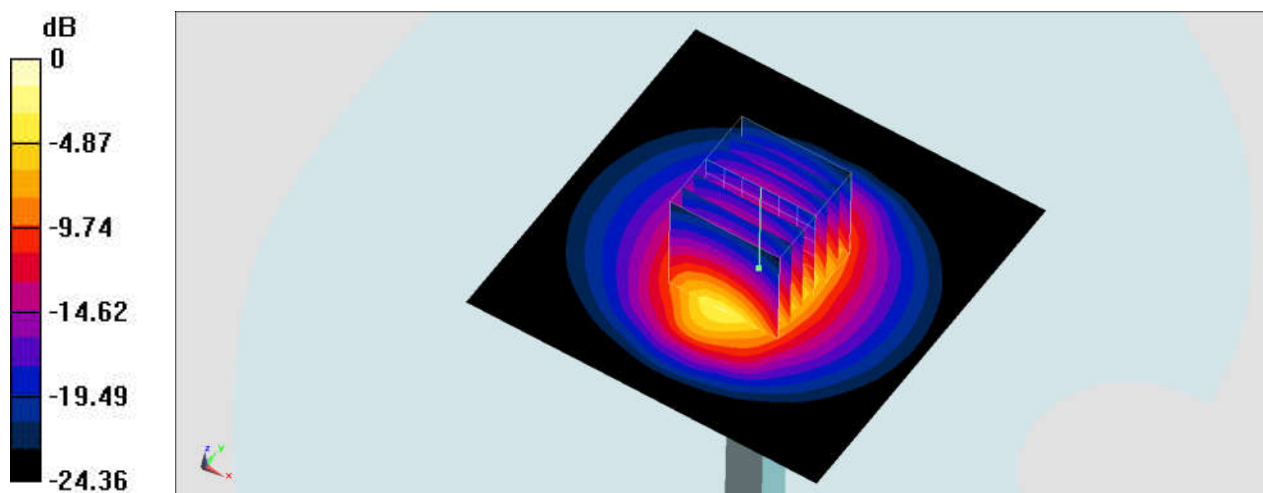
**Pin=250mW/Zoom Scan (7x7x7)/Cube 0:** Measurement grid: dx=5mm, dy=5mm, dz=5mm

Reference Value = 113.6 V/m; Power Drift = 0.04 dB

Peak SAR (extrapolated) = 30.6 W/kg

**SAR(1 g) = 14.4 W/kg; SAR(10 g) = 6.42 W/kg**

Maximum value of SAR (measured) = 22.4 W/kg



0 dB = 22.3 W/kg = 13.48 dBW/kg

## System Check\_Head\_2600MHz

### DUT: D2600V2-1008

Communication System: CW; Frequency: 2600 MHz; Duty Cycle: 1:1

Medium: HSL\_2600\_201225 Medium parameters used:  $f = 2600$  MHz;  $\sigma = 1.999$  S/m;  $\epsilon_r = 38.281$ ;  
 $\rho = 1000$  kg/m<sup>3</sup>

Ambient Temperature : 23.5 °C ; Liquid Temperature : 22.5 °C

#### DASY5 Configuration:

- Probe: ES3DV3 - SN3270; ConvF(4.42, 4.42, 4.42) @ 2600 MHz; Calibrated: 2020/9/23
- Sensor-Surface: 3mm (Mechanical Surface Detection)
- Electronics: DAE3 Sn495; Calibrated: 2020/7/21
- Phantom: SAM\_Left; Type: SAM; Serial: 1796
- Measurement SW: DASY52, Version 52.10 (4); SEMCAD X Version 14.6.14 (7483)

**Pin=250mW/Area Scan (81x81x1):** Interpolated grid: dx=1.200 mm, dy=1.200 mm

Maximum value of SAR (interpolated) = 22.2 W/kg

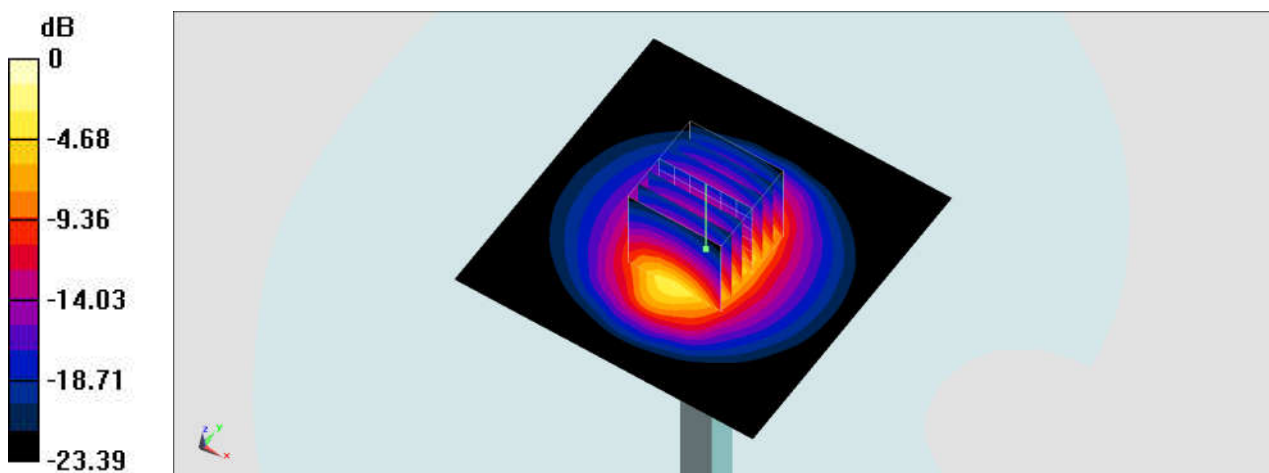
**Pin=250mW/Zoom Scan (7x7x7)/Cube 0:** Measurement grid: dx=5mm, dy=5mm, dz=5mm

Reference Value = 113.6 V/m; Power Drift = 0.15 dB

Peak SAR (extrapolated) = 30.4 W/kg

**SAR(1 g) = 14.3 W/kg; SAR(10 g) = 6.38 W/kg**

Maximum value of SAR (measured) = 22.2 W/kg



## System Check\_Head\_2600MHz

### DUT: D2600V2-1008

Communication System: CW; Frequency: 2600 MHz; Duty Cycle: 1:1

Medium: HSL\_2600\_201226 Medium parameters used:  $f = 2600$  MHz;  $\sigma = 1.926$  S/m;  $\epsilon_r = 38.745$ ;  $\rho = 1000$  kg/m<sup>3</sup>

Ambient Temperature : 23.3 °C; Liquid Temperature : 22.3 °C

DASY5 Configuration:

- Probe: EX3DV4 - SN3931; ConvF(7.37, 7.37, 7.37) @ 2600 MHz; Calibrated: 2020/10/22
- Sensor-Surface: 1.4mm (Mechanical Surface Detection)
- Electronics: DAE4 Sn699; Calibrated: 2020/2/26
- Phantom: SAM-Middle; Type: SAM; Serial: TP-1503
- Measurement SW: DASY52, Version 52.10 (4); SEMCAD X Version 14.6.14 (7483)

**Pin=50mW/Area Scan (71x71x1):** Interpolated grid: dx=1.200 mm, dy=1.200 mm

Maximum value of SAR (interpolated) = 4.79 W/kg

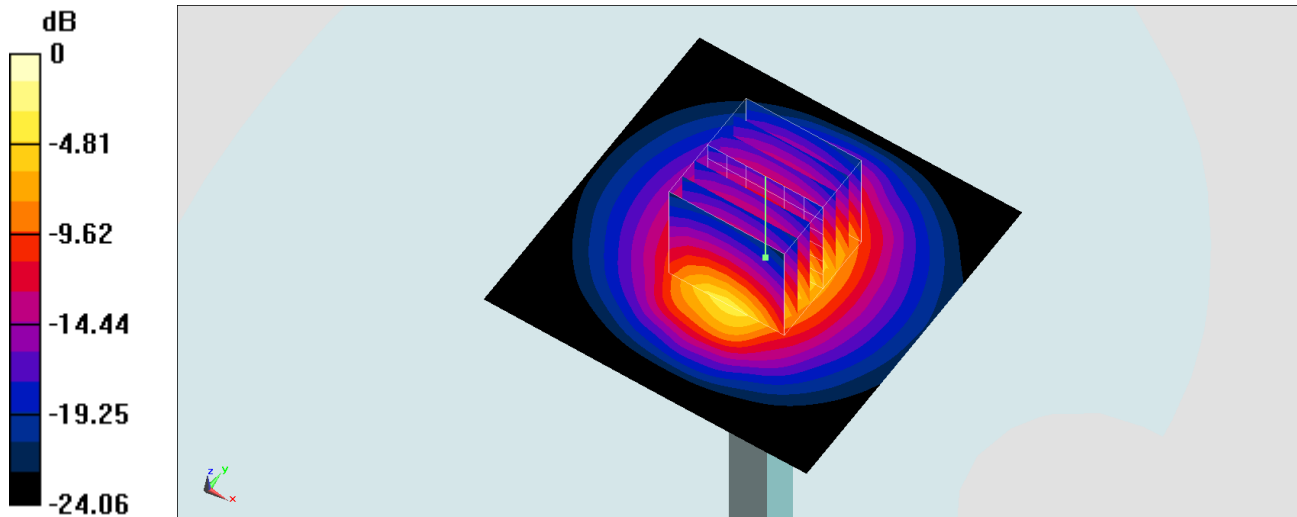
**Pin=50mW/Zoom Scan (7x7x7)/Cube 0:** Measurement grid: dx=5mm, dy=5mm, dz=5mm

Reference Value = 50.08 V/m; Power Drift = -0.09 dB

Peak SAR (extrapolated) = 5.82 W/kg

**SAR(1 g) = 2.84 W/kg; SAR(10 g) = 1.32 W/kg**

Maximum value of SAR (measured) = 4.75 W/kg



0 dB = 4.75 W/kg = 6.77 dBW/kg

## System Check\_Head\_2600MHz

### DUT: D2600V2-1008

Communication System: CW; Frequency: 2600 MHz; Duty Cycle: 1:1

Medium: HSL\_2600\_201230 Medium parameters used:  $f = 2600$  MHz;  $\sigma = 1.942$  S/m;  $\epsilon_r = 39.001$ ;  $\rho = 1000$  kg/m<sup>3</sup>

Ambient Temperature : 23.7 °C; Liquid Temperature : 22.7 °C

DASY5 Configuration:

- Probe: EX3DV4 - SN3931; ConvF(7.37, 7.37, 7.37) @ 2600 MHz; Calibrated: 2020/10/22
- Sensor-Surface: 1.4mm (Mechanical Surface Detection)
- Electronics: DAE4 Sn699; Calibrated: 2020/2/26
- Phantom: SAM-Middle; Type: SAM; Serial: TP-1503
- Measurement SW: DASY52, Version 52.10 (4); SEMCAD X Version 14.6.14 (7483)

**Pin=50mW/Area Scan (71x71x1):** Interpolated grid: dx=1.200 mm, dy=1.200 mm

Maximum value of SAR (interpolated) = 4.83 W/kg

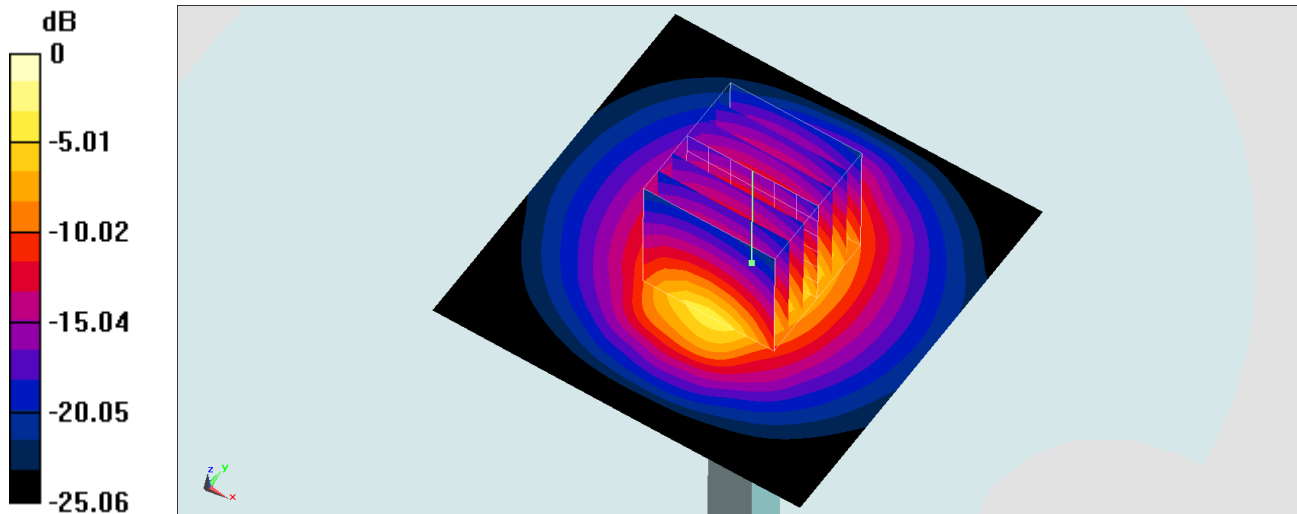
**Pin=50mW/Zoom Scan (7x7x7)/Cube 0:** Measurement grid: dx=5mm, dy=5mm, dz=5mm

Reference Value = 50.08 V/m; Power Drift = -0.09 dB

Peak SAR (extrapolated) = 5.87 W/kg

**SAR(1 g) = 2.86 W/kg; SAR(10 g) = 1.33 W/kg**

Maximum value of SAR (measured) = 4.79 W/kg



0 dB = 4.79 W/kg = 6.80 dBW/kg

## System Check\_Head\_2600MHz

### DUT: D2600V2-1008

Communication System: CW; Frequency: 2600 MHz; Duty Cycle: 1:1

Medium: HSL\_2600\_201231 Medium parameters used:  $f = 2600$  MHz;  $\sigma = 1.909$  S/m;  $\epsilon_r = 39.184$ ;  $\rho = 1000$  kg/m<sup>3</sup>

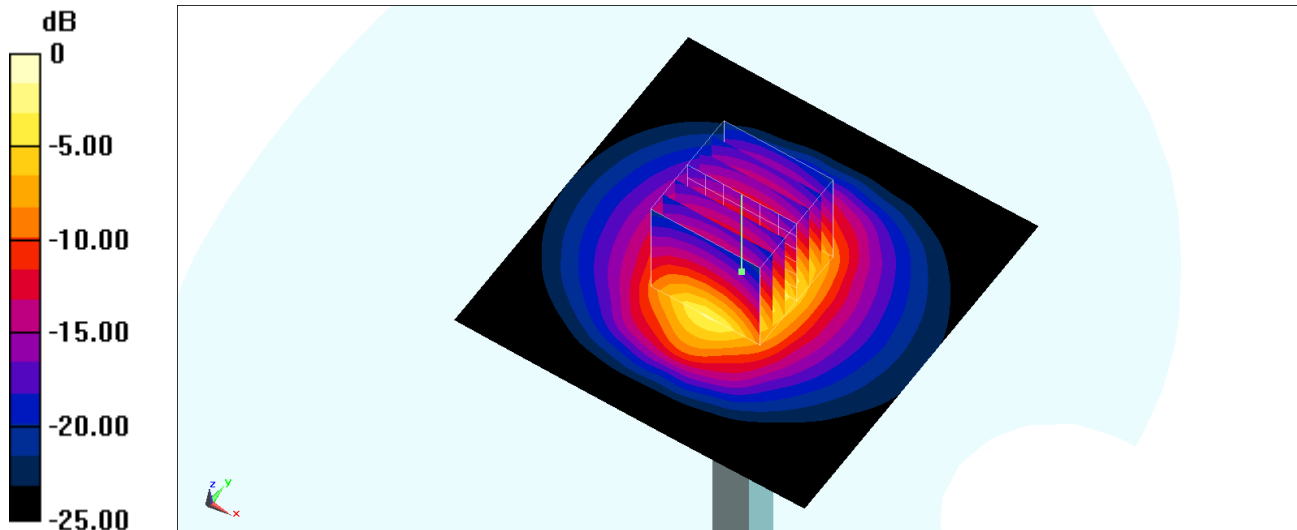
Ambient Temperature : 23.6 °C; Liquid Temperature : 22.6 °C

DASY5 Configuration:

- Probe: ES3DV3 - SN3184; ConvF(4.47, 4.47, 4.47) @ 2600 MHz; Calibrated: 2020/9/23
- Sensor-Surface: 3mm (Mechanical Surface Detection)
- Electronics: DAE4 Sn1424; Calibrated: 2020/1/24
- Phantom: SAM\_Left; Type: QD000P40CD; Serial: TP:1684
- Measurement SW: DASY52, Version 52.10 (4); SEMCAD X Version 14.6.14 (7483)

**Pin=250mW/Area Scan (81x81x1):** Interpolated grid: dx=1.200 mm, dy=1.200 mm  
Maximum value of SAR (interpolated) = 19.1 W/kg

**Pin=250mW/Zoom Scan (7x7x7)/Cube 0:** Measurement grid: dx=5mm, dy=5mm, dz=5mm  
Reference Value = 104.2 V/m; Power Drift = -0.08 dB  
Peak SAR (extrapolated) = 28.6 W/kg  
**SAR(1 g) = 14.5 W/kg; SAR(10 g) = 6.71 W/kg**  
Maximum value of SAR (measured) = 19.1 W/kg



0 dB = 19.1 W/kg = 12.81 dBW/kg

## System Check\_Head\_2600MHz

### DUT: D2600V2-1008

Communication System: CW; Frequency: 2600 MHz; Duty Cycle: 1:1

Medium: HSL\_2600\_210109 Medium parameters used:  $f = 2600$  MHz;  $\sigma = 2.017$  S/m;  $\epsilon_r = 39.837$ ;  $\rho = 1000$  kg/m<sup>3</sup>

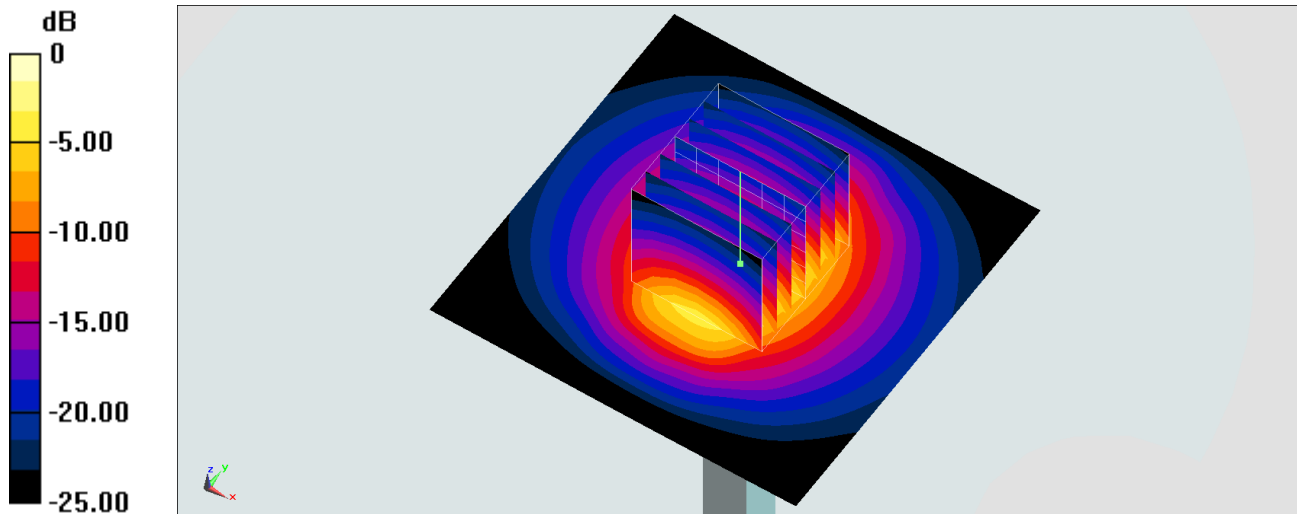
Ambient Temperature : 23.5 °C; Liquid Temperature : 22.5 °C

DASY5 Configuration:

- Probe: EX3DV4 - SN3931; ConvF(7.37, 7.37, 7.37) @ 2600 MHz; Calibrated: 2020/10/22
- Sensor-Surface: 1.4mm (Mechanical Surface Detection)
- Electronics: DAE4 Sn699; Calibrated: 2020/2/26
- Phantom: SAM-Middle; Type: SAM; Serial: TP-1503
- Measurement SW: DASY52, Version 52.10 (4); SEMCAD X Version 14.6.14 (7483)

**Pin=250mW/Area Scan (71x71x1):** Interpolated grid: dx=1.200 mm, dy=1.200 mm  
Maximum value of SAR (interpolated) = 26.7 W/kg

**Pin=250mW/Zoom Scan (7x7x7)/Cube 0:** Measurement grid: dx=5mm, dy=5mm, dz=5mm  
Reference Value = 116.5 V/m; Power Drift = -0.11 dB  
Peak SAR (extrapolated) = 32.6 W/kg  
**SAR(1 g) = 14.9 W/kg; SAR(10 g) = 6.54 W/kg**  
Maximum value of SAR (measured) = 25.9 W/kg



0 dB = 25.9 W/kg = 14.13 dBW/kg

## System Check\_Head\_2600MHz

### DUT: D2600V2-1008

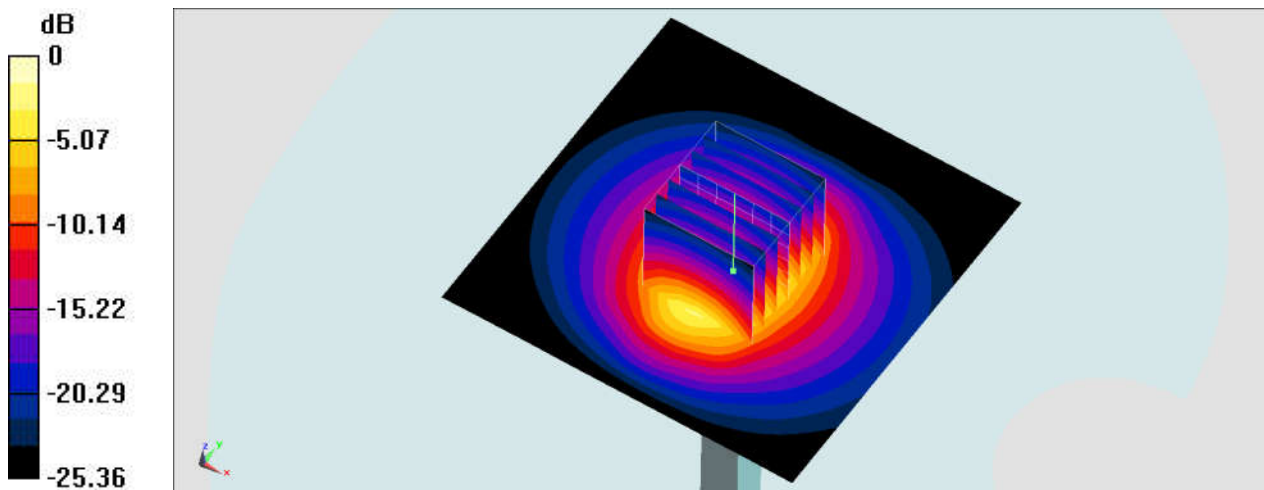
Communication System: CW; Frequency: 2600 MHz; Duty Cycle: 1:1  
Medium: HSL\_2600\_210118 Medium parameters used:  $f = 2600$  MHz;  $\sigma = 1.951$  S/m;  $\epsilon_r = 39.497$ ;  
 $\rho = 1000$  kg/m<sup>3</sup>  
Ambient Temperature : 23.5 °C ; Liquid Temperature : 22.5 °C

#### DASY5 Configuration:

- Probe: ES3DV3 - SN3270; ConvF(4.42, 4.42, 4.42) @ 2600 MHz; Calibrated: 2020/9/23
- Sensor-Surface: 3mm (Mechanical Surface Detection)
- Electronics: DAE3 Sn495; Calibrated: 2020/7/21
- Phantom: SAM\_Left; Type: SAM; Serial: 1796
- Measurement SW: DASY52, Version 52.10 (4); SEMCAD X Version 14.6.14 (7483)

**Pin=250mW/Area Scan (81x81x1):** Interpolated grid: dx=1.200 mm, dy=1.200 mm  
Maximum value of SAR (interpolated) = 22.4 W/kg

**Pin=250mW/Zoom Scan (7x7x7)/Cube 0:** Measurement grid: dx=5mm, dy=5mm, dz=5mm  
Reference Value = 115.7 V/m; Power Drift = -0.11 dB  
Peak SAR (extrapolated) = 30.4 W/kg  
**SAR(1 g) = 13.8 W/kg; SAR(10 g) = 6.11 W/kg**  
Maximum value of SAR (measured) = 21.7 W/kg



0 dB = 21.7 W/kg = 13.36 dBW/kg

## System Check\_Head\_2600MHz

### DUT: D2600V2-1008

Communication System: CW; Frequency: 2600 MHz; Duty Cycle: 1:1

Medium: HSL\_2600\_210121 Medium parameters used:  $f = 2600$  MHz;  $\sigma = 1.902$  S/m;  $\epsilon_r = 38.563$ ;  $\rho = 1000$  kg/m<sup>3</sup>

Ambient Temperature : 23.2 °C; Liquid Temperature : 22.2 °C

DASY5 Configuration:

- Probe: EX3DV4 - SN3931; ConvF(7.37, 7.37, 7.37) @ 2600 MHz; Calibrated: 2020/10/22
- Sensor-Surface: 1.4mm (Mechanical Surface Detection)
- Electronics: DAE4 Sn699; Calibrated: 2020/2/26
- Phantom: SAM-Middle; Type: SAM; Serial: TP-1503
- Measurement SW: DASY52, Version 52.10 (4); SEMCAD X Version 14.6.14 (7483)

**Pin=50mW/Area Scan (71x71x1):** Interpolated grid: dx=1.200 mm, dy=1.200 mm

Maximum value of SAR (interpolated) = 4.73 W/kg

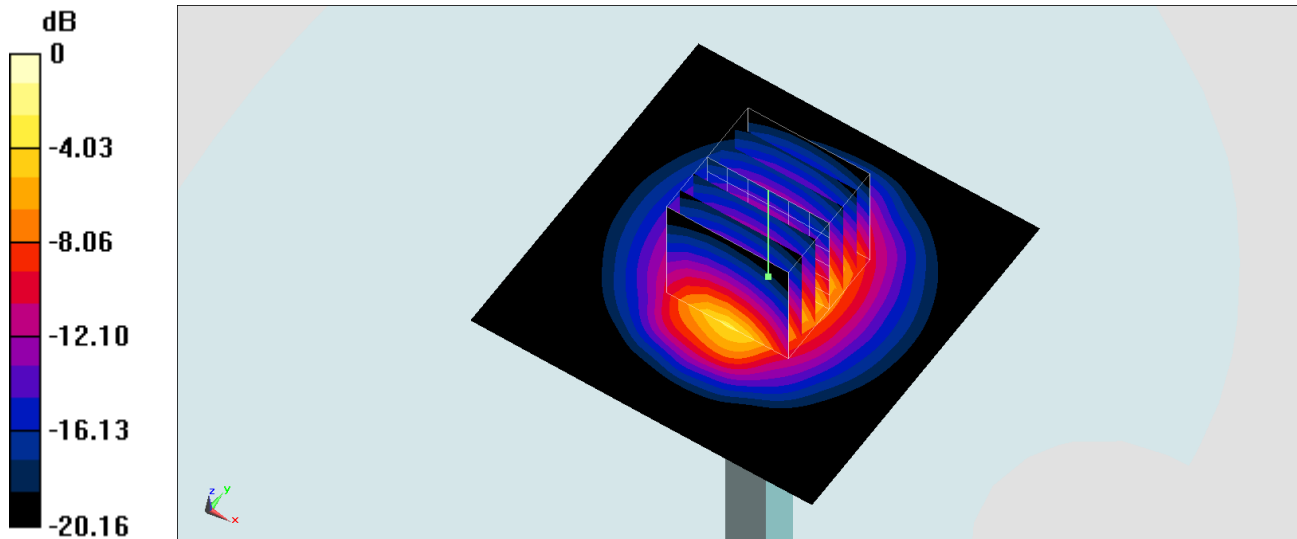
**Pin=50mW/Zoom Scan (7x7x7)/Cube 0:** Measurement grid: dx=5mm, dy=5mm, dz=5mm

Reference Value = 50.08 V/m; Power Drift = -0.19 dB

Peak SAR (extrapolated) = 5.75 W/kg

**SAR(1 g) = 2.8 W/kg; SAR(10 g) = 1.3 W/kg**

Maximum value of SAR (measured) = 4.69 W/kg



0 dB = 4.69 W/kg = 6.71 dBW/kg



## System Check\_Head\_3500MHz

### DUT: D3500V2-1014

Communication System: CW; Frequency: 3500 MHz; Duty Cycle: 1:1

Medium: HSL\_3500\_201225 Medium parameters used:  $f = 3500$  MHz;  $\sigma = 2.997$  S/m;  $\epsilon_r = 37.989$ ;  $\rho = 1000$  kg/m<sup>3</sup>

Ambient Temperature : 23.7 °C; Liquid Temperature : 22.7 °C

DASY5 Configuration:

- Probe: EX3DV4 - SN3931; ConvF(7.12, 7.12, 7.12) @ 3500 MHz; Calibrated: 2020/10/22
- Sensor-Surface: 1.4mm (Mechanical Surface Detection)
- Electronics: DAE4 Sn699; Calibrated: 2020/2/26
- Phantom: SAM\_Left; Type: QD000P40CD; Serial: TP:1477
- Measurement SW: DASY52, Version 52.10 (4); SEMCAD X Version 14.6.14 (7483)

**Pin=100mW/Area Scan (61x61x1):** Interpolated grid: dx=1.200 mm, dy=1.200 mm

Maximum value of SAR (interpolated) = 14.1 W/kg


**Pin=100mW/Zoom Scan (7x7x7)/Cube 0:** Measurement grid: dx=5mm, dy=5mm, dz=1.4mm

Reference Value = 70.61 V/m; Power Drift = 0.04 dB

Peak SAR (extrapolated) = 19.2 W/kg

**SAR(1 g) = 6.97 W/kg; SAR(10 g) = 2.57 W/kg**

Maximum value of SAR (measured) = 13.9 W/kg



0 dB = 13.9 W/kg = 11.43 dBW/kg

## System Check\_Head\_3500MHz

### DUT: D3500V2-1014

Communication System: CW; Frequency: 3500 MHz; Duty Cycle: 1:1

Medium: HSL\_3500\_210105 Medium parameters used:  $f = 3500$  MHz;  $\sigma = 2.981$  S/m;  $\epsilon_r = 37.823$ ;  $\rho = 1000$  kg/m<sup>3</sup>

Ambient Temperature : 23.4 °C; Liquid Temperature : 22.4 °C

DASY5 Configuration:

- Probe: EX3DV4 - SN3931; ConvF(7.12, 7.12, 7.12) @ 3500 MHz; Calibrated: 2020/10/22
- Sensor-Surface: 1.4mm (Mechanical Surface Detection)
- Electronics: DAE4 Sn699; Calibrated: 2020/2/26
- Phantom: SAM\_Left; Type: QD000P40CD; Serial: TP:1477
- Measurement SW: DASY52, Version 52.10 (4); SEMCAD X Version 14.6.14 (7483)

**Pin=50mW/Area Scan (61x61x1):** Interpolated grid: dx=1.200 mm, dy=1.200 mm

Maximum value of SAR (interpolated) = 6.24 W/kg

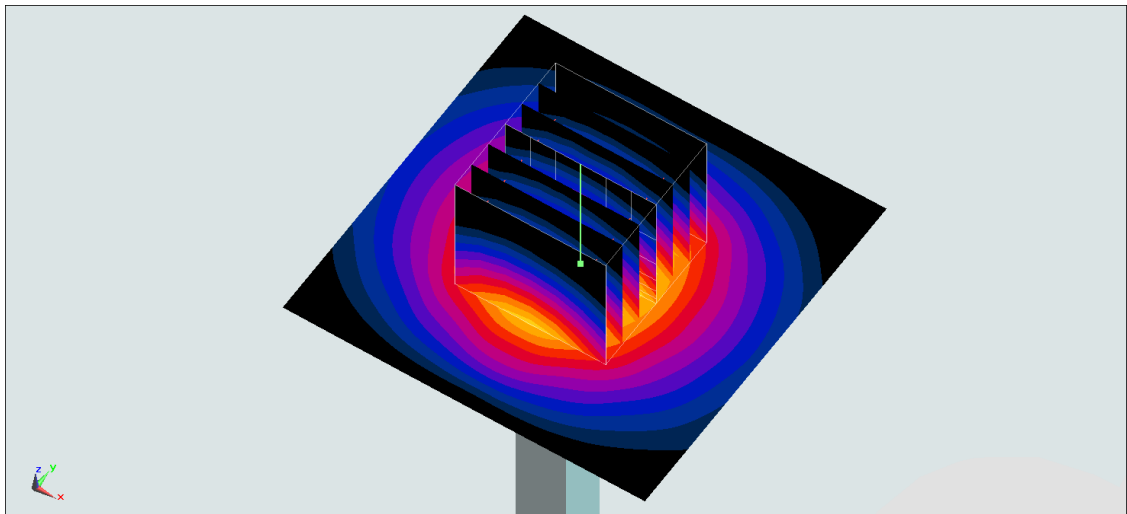
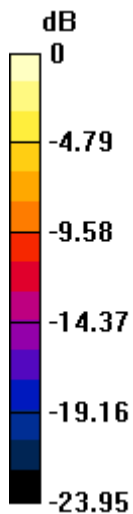
**Pin=50mW/Zoom Scan (7x7x7)/Cube 0:** Measurement grid: dx=5mm, dy=5mm, dz=1.4mm

Reference Value = 47.71 V/m; Power Drift = 0.10 dB

Peak SAR (extrapolated) = 9.82 W/kg

**SAR(1 g) = 3.56 W/kg; SAR(10 g) = 1.34 W/kg**

Maximum value of SAR (measured) = 7.07 W/kg



0 dB = 7.07 W/kg = 8.49 dBW/kg

## System Check\_Head\_3500MHz

### DUT: D3500V2-1014

Communication System: CW ; Frequency: 3500 MHz;Duty Cycle: 1:1

Medium: HSL\_3500\_210118 Medium parameters used:  $f = 3500$  MHz;  $\sigma = 3.055$  S/m;  $\epsilon_r = 37.72$ ;  $\rho = 1000$  kg/m<sup>3</sup>

Ambient Temperature : 23.7 °C ; Liquid Temperature : 22.7 °C

DASY5 Configuration:

- Probe: EX3DV4 - SN3931; ConvF(7.12, 7.12, 7.12) @ 3500 MHz; Calibrated: 2020/10/22
- Sensor-Surface: 1.4mm (Mechanical Surface Detection)
- Electronics: DAE4 Sn699; Calibrated: 2020/2/26
- Phantom: SAM\_Left; Type: QD000P40CD; Serial: TP:1477
- Measurement SW: DASY52, Version 52.10 (4);SEMCAD X Version 14.6.14 (7483)

**Pin=50mW/Area Scan (61x61x1):** Interpolated grid: dx=1.200 mm, dy=1.200 mm

Maximum value of SAR (interpolated) = 6.40 W/kg

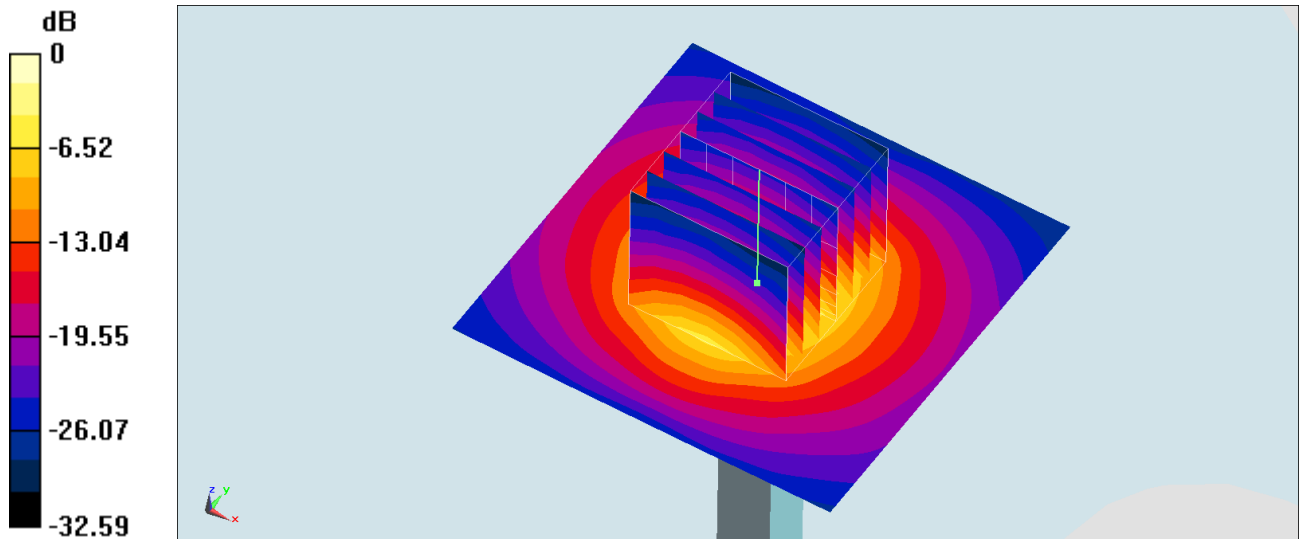
**Pin=50mW/Zoom Scan (7x7x7)/Cube 0:** Measurement grid: dx=5mm, dy=5mm, dz=1.4mm

Reference Value = 47.71 V/m; Power Drift = 0.11 dB

Peak SAR (extrapolated) = 10.1 W/kg

**SAR(1 g) = 3.65 W/kg; SAR(10 g) = 1.38 W/kg**

Maximum value of SAR (measured) = 7.25 W/kg



0 dB = 7.25 W/kg = 8.60 dBW/kg

## System Check\_Head\_3700MHz

### DUT: D3700V2-1006

Communication System: CW; Frequency: 3700 MHz; Duty Cycle: 1:1

Medium: HSL\_3700\_201225 Medium parameters used:  $f = 3700$  MHz;  $\sigma = 3.211$  S/m;  $\epsilon_r = 37.787$ ;  $\rho = 1000$  kg/m<sup>3</sup>

Ambient Temperature : 23.7 °C; Liquid Temperature : 22.7 °C

DASY5 Configuration:

- Probe: EX3DV4 - SN3931; ConvF(6.95, 6.95, 6.95) @ 3700 MHz; Calibrated: 2020/10/22
- Sensor-Surface: 1.4mm (Mechanical Surface Detection)
- Electronics: DAE4 Sn699; Calibrated: 2020/2/26
- Phantom: SAM\_Left; Type: QD000P40CD; Serial: TP:1477
- Measurement SW: DASY52, Version 52.10 (4); SEMCAD X Version 14.6.14 (7483)

**Pin=100mW/Area Scan (61x61x1):** Interpolated grid: dx=1.200 mm, dy=1.200 mm

Maximum value of SAR (interpolated) = 15.2 W/kg


**Pin=100mW/Zoom Scan (7x7x7)/Cube 0:** Measurement grid: dx=5mm, dy=5mm, dz=1.4mm

Reference Value = 67.80 V/m; Power Drift = 0.02 dB

Peak SAR (extrapolated) = 20.9 W/kg

**SAR(1 g) = 7.1 W/kg; SAR(10 g) = 2.53 W/kg**

Maximum value of SAR (measured) = 14.6 W/kg



## System Check\_Head\_3700MHz

### DUT: D3700V2-1006

Communication System: CW; Frequency: 3700 MHz; Duty Cycle: 1:1

Medium: HSL\_3700\_201228 Medium parameters used:  $f = 3700$  MHz;  $\sigma = 3.186$  S/m;  $\epsilon_r = 37.511$ ;  $\rho = 1000$  kg/m<sup>3</sup>

Ambient Temperature : 23.5 °C; Liquid Temperature : 22.5 °C

DASY5 Configuration:

- Probe: EX3DV4 - SN3931; ConvF(6.95, 6.95, 6.95) @ 3700 MHz; Calibrated: 2020/10/22
- Sensor-Surface: 1.4mm (Mechanical Surface Detection)
- Electronics: DAE4 Sn699; Calibrated: 2020/2/26
- Phantom: SAM\_Left; Type: QD000P40CD; Serial: TP:1477
- Measurement SW: DASY52, Version 52.10 (4); SEMCAD X Version 14.6.14 (7483)

**Pin=50mW/Area Scan (61x61x1):** Interpolated grid: dx=1.200 mm, dy=1.200 mm

Maximum value of SAR (interpolated) = 6.92 W/kg

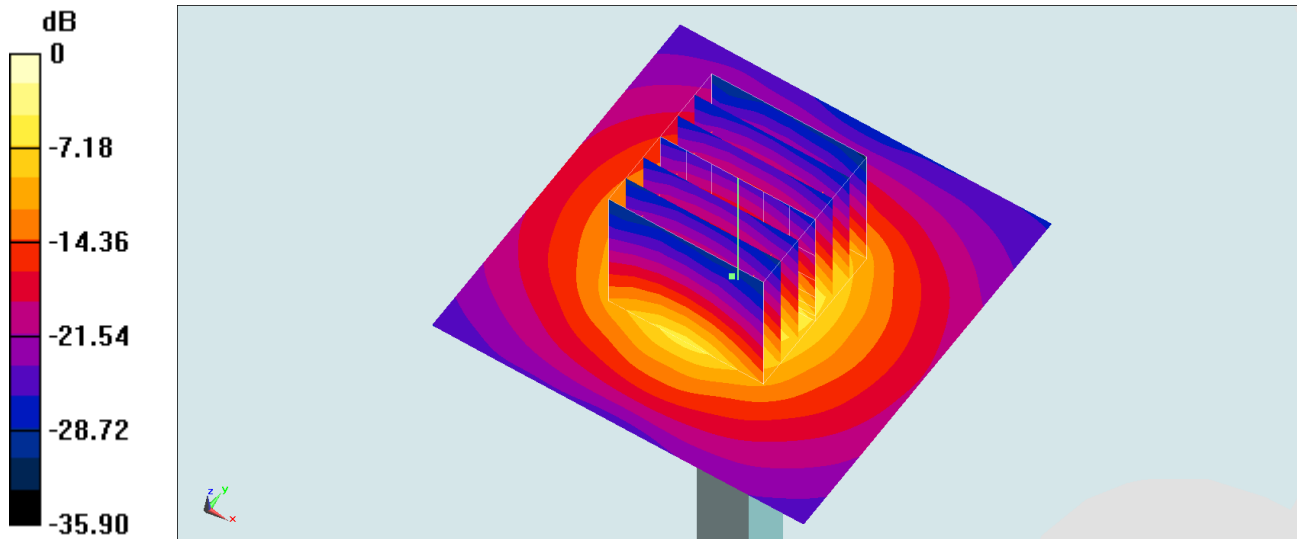
**Pin=50mW/Zoom Scan (7x7x7)/Cube 0:** Measurement grid: dx=5mm, dy=5mm, dz=1.4mm

Reference Value = 48.20 V/m; Power Drift = 0.12 dB

Peak SAR (extrapolated) = 9.86 W/kg

**SAR(1 g) = 3.41 W/kg; SAR(10 g) = 1.25 W/kg**

Maximum value of SAR (measured) = 6.96 W/kg



0 dB = 6.96 W/kg = 8.43 dBW/kg

## System Check\_Head\_3700MHz

### DUT: D3700V2-1006

Communication System: CW; Frequency: 3700 MHz; Duty Cycle: 1:1

Medium: HSL\_3700\_210105 Medium parameters used:  $f = 3700$  MHz;  $\sigma = 3.194$  S/m;  $\epsilon_r = 37.621$ ;  $\rho = 1000$  kg/m<sup>3</sup>

Ambient Temperature : 23.4 °C; Liquid Temperature : 22.4 °C

DASY5 Configuration:

- Probe: EX3DV4 - SN3931; ConvF(6.95, 6.95, 6.95) @ 3700 MHz; Calibrated: 2020/10/22
- Sensor-Surface: 1.4mm (Mechanical Surface Detection)
- Electronics: DAE4 Sn699; Calibrated: 2020/2/26
- Phantom: SAM\_Left; Type: QD000P40CD; Serial: TP:1477
- Measurement SW: DASY52, Version 52.10 (4); SEMCAD X Version 14.6.14 (7483)

**Pin=50mW/Area Scan (61x61x1):** Interpolated grid: dx=1.200 mm, dy=1.200 mm

Maximum value of SAR (interpolated) = 6.93 W/kg


**Pin=50mW/Zoom Scan (7x7x7)/Cube 0:** Measurement grid: dx=5mm, dy=5mm, dz=1.4mm

Reference Value = 48.20 V/m; Power Drift = 0.03 dB

Peak SAR (extrapolated) = 9.88 W/kg

**SAR(1 g) = 3.42 W/kg; SAR(10 g) = 1.26 W/kg**

Maximum value of SAR (measured) = 6.98 W/kg



0 dB = 6.98 W/kg = 8.44 dBW/kg

## System Check\_Head\_3700MHz

### DUT: D3700V2-1006

Communication System: CW; Frequency: 3700 MHz; Duty Cycle: 1:1

Medium: HSL\_3700\_210118 Medium parameters used:  $f = 3700$  MHz;  $\sigma = 3.206$  S/m;  $\epsilon_r = 37.474$ ;  $\rho = 1000$  kg/m<sup>3</sup>

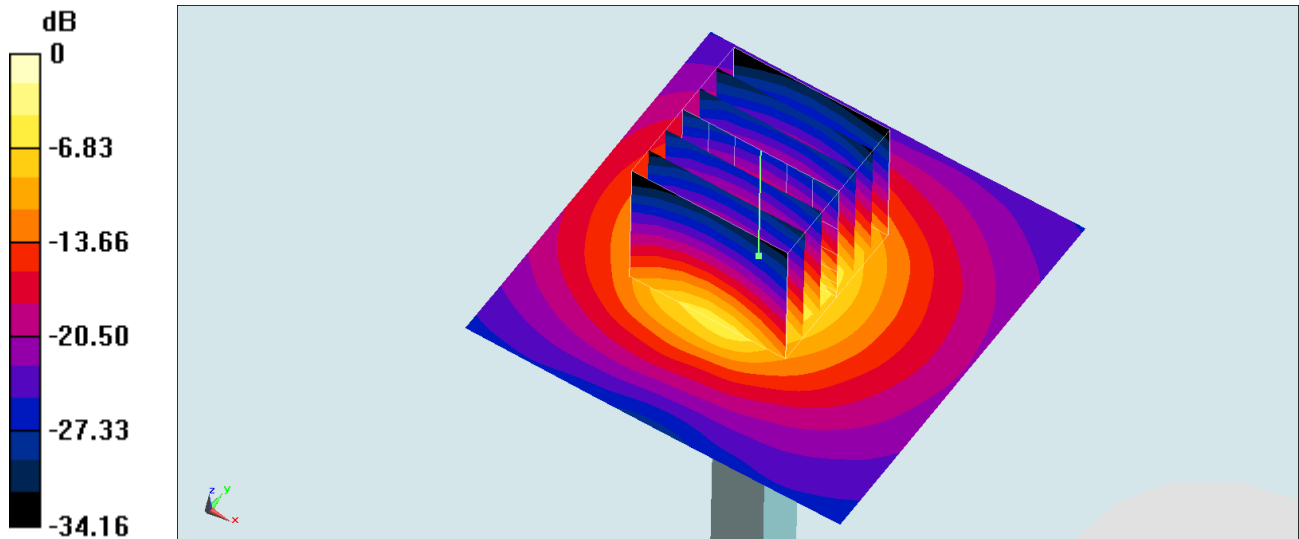
Ambient Temperature : 23.7 °C; Liquid Temperature : 22.7 °C

DASY5 Configuration:

- Probe: EX3DV4 - SN3931; ConvF(6.95, 6.95, 6.95) @ 3700 MHz; Calibrated: 2020/10/22
- Sensor-Surface: 1.4mm (Mechanical Surface Detection)
- Electronics: DAE4 Sn699; Calibrated: 2020/2/26
- Phantom: SAM\_Left; Type: QD000P40CD; Serial: TP:1477
- Measurement SW: DASY52, Version 52.10 (4); SEMCAD X Version 14.6.14 (7483)

**Pin=100mW/Area Scan (61x61x1):** Interpolated grid: dx=1.200 mm, dy=1.200 mm  
Maximum value of SAR (interpolated) = 14.2 W/kg

**Pin=100mW/Zoom Scan (7x7x7)/Cube 0:** Measurement grid: dx=5mm, dy=5mm, dz=1.4mm  
Reference Value = 65.68 V/m; Power Drift = -0.15 dB  
Peak SAR (extrapolated) = 19.7 W/kg  
**SAR(1 g) = 6.64 W/kg; SAR(10 g) = 2.36 W/kg**  
Maximum value of SAR (measured) = 13.6 W/kg



0 dB = 13.6 W/kg = 11.34 dBW/kg

## System Check\_Head\_3900MHz

### DUT: D3900V2-1017

Communication System: CW; Frequency: 3900 MHz; Duty Cycle: 1:1

Medium: HSL\_3900\_201228 Medium parameters used:  $f = 3900$  MHz;  $\sigma = 3.399$  S/m;  $\epsilon_r = 37.323$ ;  $\rho = 1000$  kg/m<sup>3</sup>

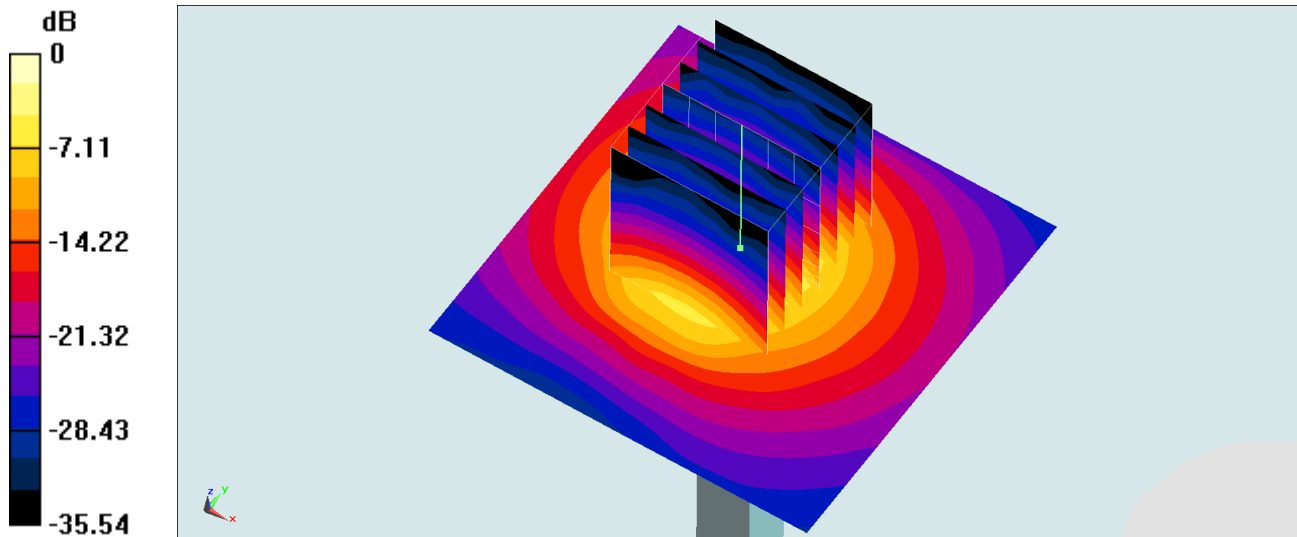
Ambient Temperature : 23.5 °C; Liquid Temperature : 22.5 °C

DASY5 Configuration:

- Probe: EX3DV4 - SN3931; ConvF(6.52, 6.52, 6.52) @ 3900 MHz; Calibrated: 2020/10/22
- Sensor-Surface: 1.4mm (Mechanical Surface Detection)
- Electronics: DAE4 Sn699; Calibrated: 2020/2/26
- Phantom: SAM\_Left; Type: QD000P40CD; Serial: TP:1477
- Measurement SW: DASY52, Version 52.10 (4); SEMCAD X Version 14.6.14 (7483)

**Pin=100mW/Area Scan (61x61x1):** Interpolated grid: dx=1.200 mm, dy=1.200 mm  
Maximum value of SAR (interpolated) = 14.5 W/kg

**Pin=100mW/Zoom Scan (7x7x8)/Cube 0:** Measurement grid: dx=5mm, dy=5mm, dz=1.4mm  
Reference Value = 60.26 V/m; Power Drift = 0.05 dB  
Peak SAR (extrapolated) = 20.0 W/kg  
**SAR(1 g) = 7.1 W/kg; SAR(10 g) = 2.57 W/kg**  
Maximum value of SAR (measured) = 14.5 W/kg



0 dB = 14.5 W/kg = 11.61 dBW/kg



## System Check\_Head\_3900MHz

### DUT: D3900V2-1017

Communication System: CW; Frequency: 3900 MHz; Duty Cycle: 1:1

Medium: HSL\_3900\_210123 Medium parameters used:  $f = 3900$  MHz;  $\sigma = 3.313$  S/m;  $\epsilon_r = 36.915$ ;  $\rho = 1000$  kg/m<sup>3</sup>

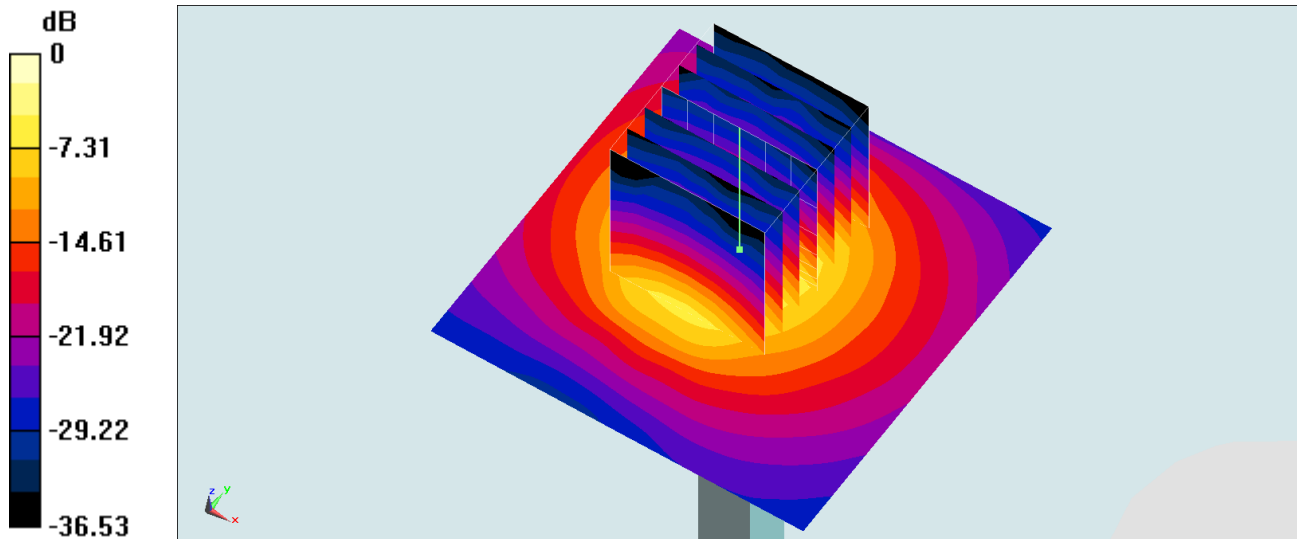
Ambient Temperature : 23.5 °C; Liquid Temperature : 22.5 °C

DASY5 Configuration:

- Probe: EX3DV4 - SN3931; ConvF(6.52, 6.52, 6.52) @ 3900 MHz; Calibrated: 2020/10/22
- Sensor-Surface: 1.4mm (Mechanical Surface Detection)
- Electronics: DAE4 Sn699; Calibrated: 2020/2/26
- Phantom: SAM\_Left; Type: QD000P40CD; Serial: TP:1477
- Measurement SW: DASY52, Version 52.10 (4); SEMCAD X Version 14.6.14 (7483)

**Pin=100mW/Area Scan (61x61x1):** Interpolated grid: dx=1.200 mm, dy=1.200 mm  
Maximum value of SAR (interpolated) = 14.2 W/kg

**Pin=100mW/Zoom Scan (7x7x8)/Cube 0:** Measurement grid: dx=5mm, dy=5mm, dz=1.4mm  
Reference Value = 60.26 V/m; Power Drift = 0.08 dB  
Peak SAR (extrapolated) = 19.5 W/kg  
**SAR(1 g) = 6.92 W/kg; SAR(10 g) = 2.5 W/kg**  
Maximum value of SAR (measured) = 14.1 W/kg



0 dB = 14.1 W/kg = 11.49 dBW/kg

## System Check\_Head\_5250MHz

### DUT: D5GHzV2-1006

Communication System: CW; Frequency: 5250 MHz; Duty Cycle: 1:1

Medium: HSL\_5G\_210119 Medium parameters used:  $f = 5250$  MHz;  $\sigma = 4.581$  S/m;  $\epsilon_r = 36.963$ ;  $\rho = 1000$  kg/m<sup>3</sup>

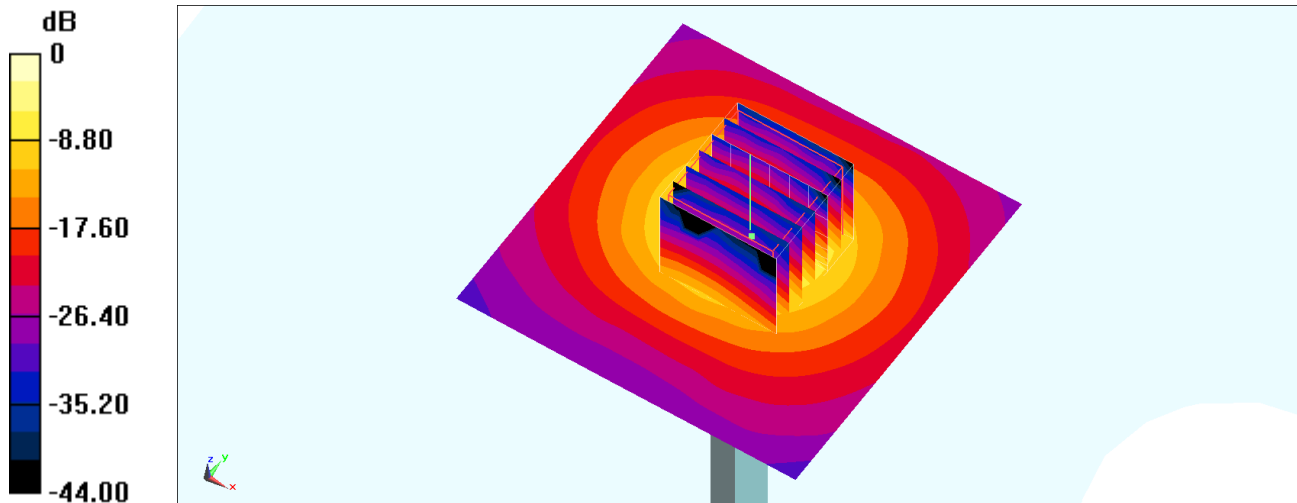
Ambient Temperature : 23.3 °C; Liquid Temperature : 22.3 °C

DASY5 Configuration:

- Probe: EX3DV4 - SN3925; ConvF(5.5, 5.5, 5.5) @ 5250 MHz; Calibrated: 2020/9/24
- Sensor-Surface: 1.4mm (Mechanical Surface Detection)
- Electronics: DAE4 Sn778; Calibrated: 2020/6/4
- Phantom: SAM\_Right; Type: SAM; Serial: TP:1681
- Measurement SW: DASY52, Version 52.10 (4); SEMCAD X Version 14.6.14 (7483)

**Pin=100mW/Area Scan (71x71x1):** Interpolated grid: dx=1.000 mm, dy=1.000 mm  
Maximum value of SAR (interpolated) = 18.3 W/kg

**Pin=100mW/Zoom Scan (7x7x7)/Cube 0:** Measurement grid: dx=4mm, dy=4mm, dz=1.4mm  
Reference Value = 65.94 V/m; Power Drift = -0.10 dB  
Peak SAR (extrapolated) = 30.3 W/kg  
**SAR(1 g) = 7.95 W/kg; SAR(10 g) = 2.19 W/kg**  
Maximum value of SAR (measured) = 19.7 W/kg



0 dB = 19.7 W/kg = 12.94 dBW/kg

## System Check\_Head\_5600MHz

### DUT: D5GHzV2-1006

Communication System: CW ; Frequency: 5600 MHz;Duty Cycle: 1:1

Medium: HSL\_5G\_210120 Medium parameters used:  $f = 5600$  MHz;  $\sigma = 4.964$  S/m;  $\epsilon_r = 34.093$ ;  $\rho = 1000$  kg/m<sup>3</sup>

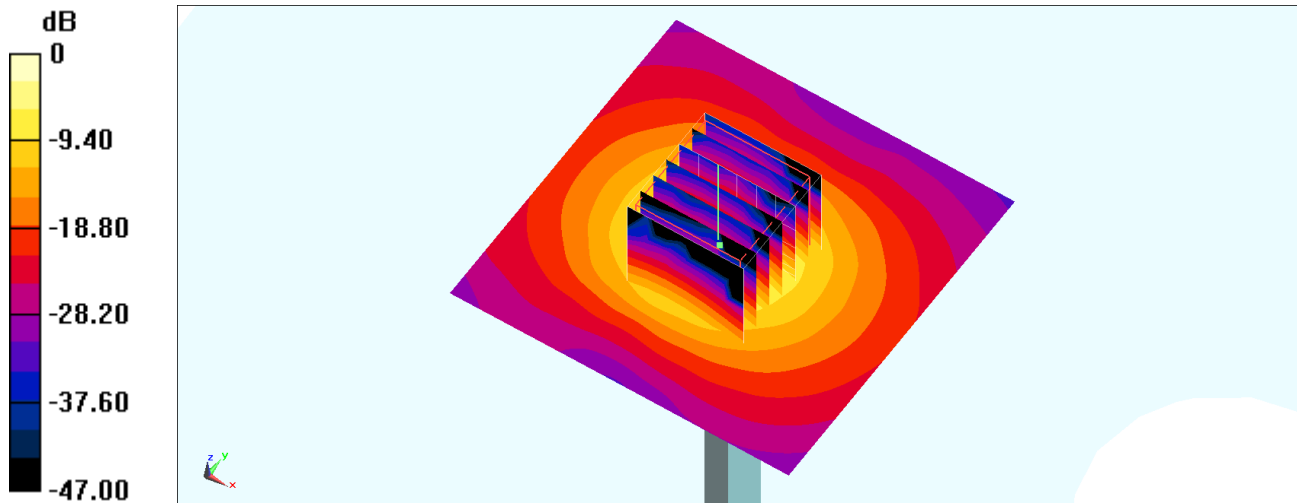
Ambient Temperature : 23.7 °C ; Liquid Temperature : 22.7 °C

DASY5 Configuration:

- Probe: EX3DV4 - SN3925; ConvF(4.97, 4.97, 4.97) @ 5600 MHz; Calibrated: 2020/9/24
- Sensor-Surface: 1.4mm (Mechanical Surface Detection)
- Electronics: DAE4 Sn778; Calibrated: 2020/6/4
- Phantom: SAM\_Right; Type: SAM; Serial: TP:1681
- Measurement SW: DASY52, Version 52.10 (4);SEMCAD X Version 14.6.14 (7483)

**Pin=100mW/Area Scan (71x71x1):** Interpolated grid: dx=1.000 mm, dy=1.000 mm  
Maximum value of SAR (interpolated) = 20.1 W/kg

**Pin=100mW/Zoom Scan (7x7x7)/Cube 0:** Measurement grid: dx=4mm, dy=4mm, dz=1.4mm  
Reference Value = 68.89 V/m; Power Drift = 0.14 dB  
Peak SAR (extrapolated) = 35.3 W/kg  
**SAR(1 g) = 8.13 W/kg; SAR(10 g) = 2.23 W/kg**  
Maximum value of SAR (measured) = 20.9 W/kg



0 dB = 20.9 W/kg = 13.20 dBW/kg

## System Check\_Head\_5750MHz

### DUT: D5GHzV2-1006

Communication System: CW; Frequency: 5750 MHz; Duty Cycle: 1:1

Medium: HSL\_5G\_210120 Medium parameters used:  $f = 5750$  MHz;  $\sigma = 5.107$  S/m;  $\epsilon_r = 33.903$ ;  $\rho = 1000$  kg/m<sup>3</sup>

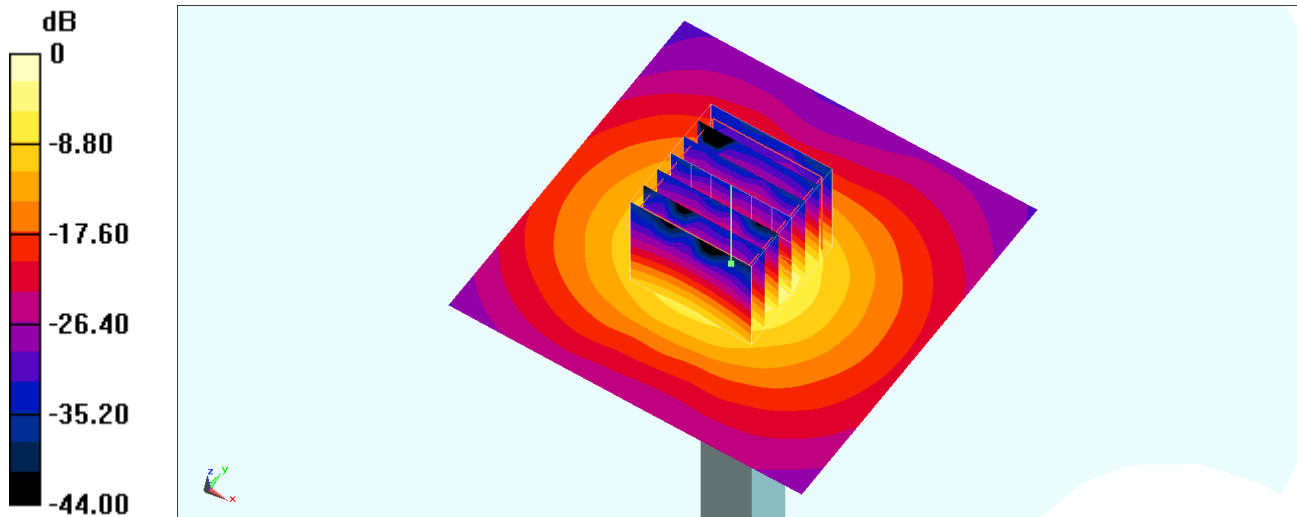
Ambient Temperature : 23.7 °C; Liquid Temperature : 22.7 °C

DASY5 Configuration:

- Probe: EX3DV4 - SN3925; ConvF(5.18, 5.18, 5.18) @ 5750 MHz; Calibrated: 2020/9/24
- Sensor-Surface: 1.4mm (Mechanical Surface Detection)
- Electronics: DAE4 Sn778; Calibrated: 2020/6/4
- Phantom: SAM\_Right; Type: SAM; Serial: TP:1681
- Measurement SW: DASY52, Version 52.10 (4); SEMCAD X Version 14.6.14 (7483)

**Pin=100mW/Area Scan (71x71x1):** Interpolated grid: dx=1.000 mm, dy=1.000 mm  
Maximum value of SAR (interpolated) = 18.3 W/kg

**Pin=100mW/Zoom Scan (7x7x7)/Cube 0:** Measurement grid: dx=4mm, dy=4mm, dz=1.4mm  
Reference Value = 67.10 V/m; Power Drift = 0.11 dB  
Peak SAR (extrapolated) = 34.1 W/kg  
**SAR(1 g) = 7.45 W/kg; SAR(10 g) = 2.12 W/kg**  
Maximum value of SAR (measured) = 19.7 W/kg



0 dB = 19.7 W/kg = 12.94 dBW/kg

## System Check\_Head\_5750MHz

### DUT: D5GHzV2-1006

Communication System: CW; Frequency: 5750 MHz; Duty Cycle: 1:1

Medium: HSL\_5G\_210121 Medium parameters used:  $f = 5750$  MHz;  $\sigma = 5.1$  S/m;  $\epsilon_r = 35.542$ ;  $\rho = 1000$  kg/m<sup>3</sup>

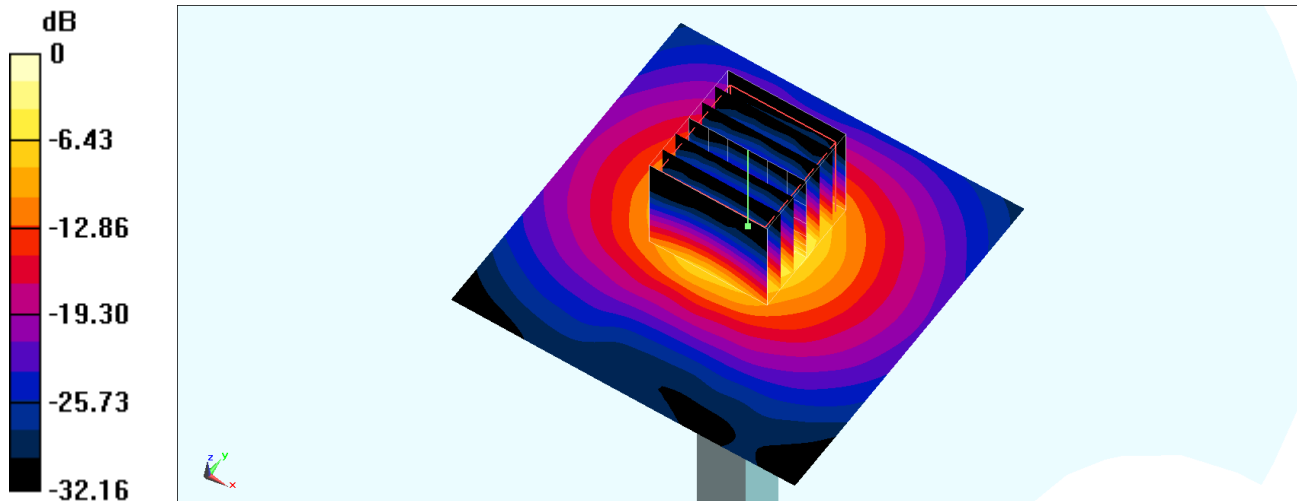
Ambient Temperature : 23.4 °C; Liquid Temperature : 22.4 °C

DASY5 Configuration:

- Probe: EX3DV4 - SN3925; ConvF(5.18, 5.18, 5.18) @ 5750 MHz; Calibrated: 2020/9/24
- Sensor-Surface: 1.4mm (Mechanical Surface Detection)
- Electronics: DAE4 Sn778; Calibrated: 2020/6/4
- Phantom: SAM\_Right; Type: SAM; Serial: TP:1681
- Measurement SW: DASY52, Version 52.10 (4); SEMCAD X Version 14.6.14 (7483)

**Pin=100mW/Area Scan (71x71x1):** Interpolated grid: dx=1.000 mm, dy=1.000 mm  
Maximum value of SAR (interpolated) = 19.0 W/kg

**Pin=100mW/Zoom Scan (7x7x7)/Cube 0:** Measurement grid: dx=4mm, dy=4mm, dz=1.4mm  
Reference Value = 55.67 V/m; Power Drift = 0.04 dB  
Peak SAR (extrapolated) = 35.6 W/kg  
**SAR(1 g) = 7.67 W/kg; SAR(10 g) = 2.14 W/kg**  
Maximum value of SAR (measured) = 20.4 W/kg



0 dB = 20.4 W/kg = 13.10 dBW/kg