

## Setup Photographs

<Radiated Emission>


<Primary Antenna>

X Plane for Cellular Band

LF



HF




**Z Plane for PCS Band**

**LF**



**HF**




**Y Plane for AWS Band**

**LF**



**HF**




**<ASDIV Antenna>**

**Y Plane for Cellular Band and PCS Band**

**LF**




**HF**




**X Plane for AWS Band**

**LF**



**HF**



—————THE END—————