


Appendix D. Setup Photographs


<Radiated Emission>

Y Plane



30MHz-1GHz




1GHz ~ 18GHz




18GHz ~ 40GHz




40GHz ~ 60GHz




60GHz ~ 90GHz



90GHz ~ 140GHz



140GHz ~ 200GHz



—THE END—