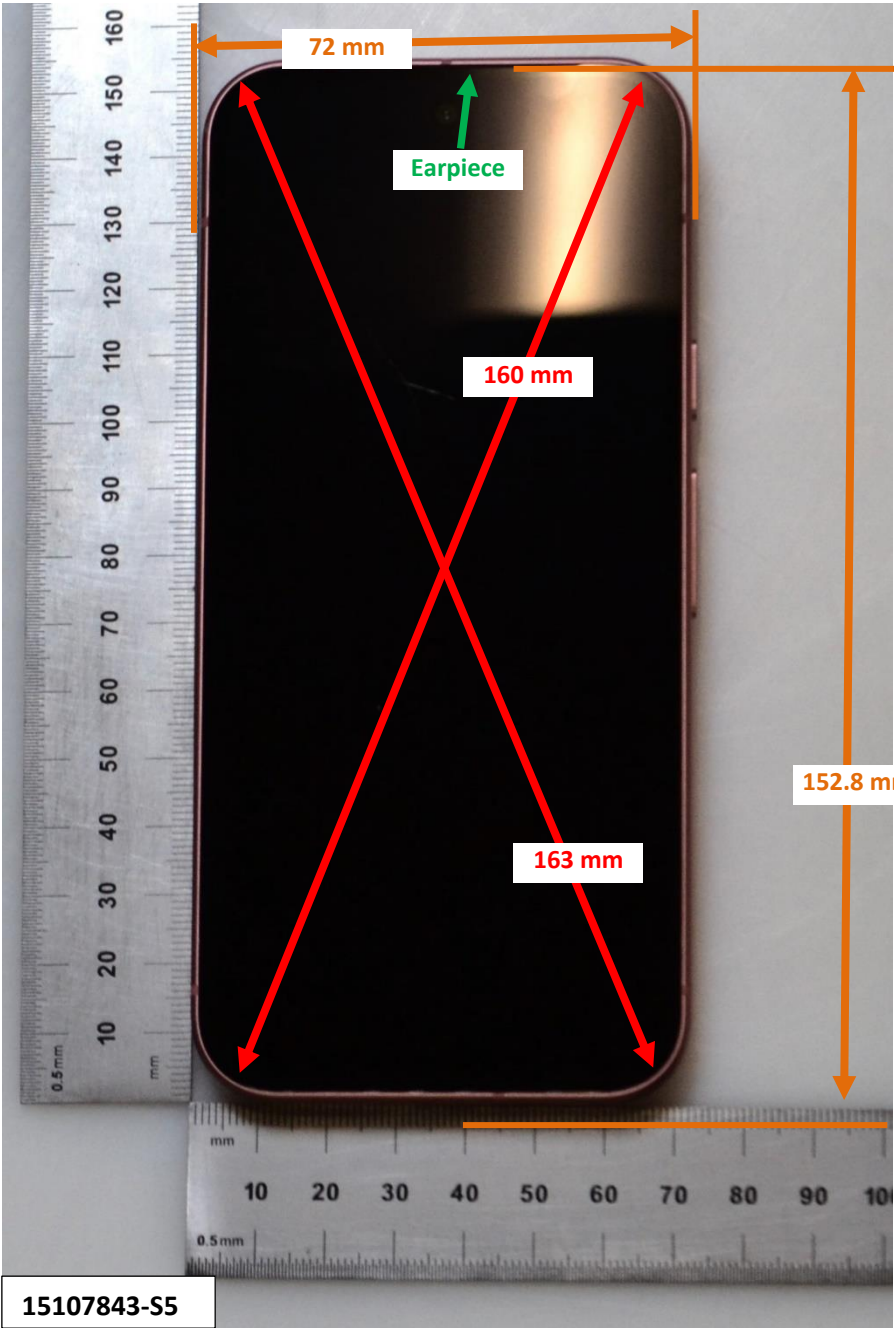


# DUT and SAR Set-up Photos

Photograph 1: Overall Dimensions



Photograph 2: Front View of the DUT

15107843-S5



Photograph 3: Back View of the DUT

15107843-S5




## Setup Photos

Photograph 4: Handset Vertical and Horizontal Reference Lines




# PD Test Setup


Photograph 5: S1 (Front), 2 mm




Photograph 6: S2 Visor (Back), 2 mm



Photograph 7: S3 (Edge Left), 2 mm




Photograph 8: S4 (Edge Right), 2 mm






Photograph 9: S5 (Edge Top), 2 mm



Photograph 10: S6 (Edge Bottom), 2 mm



# Antenna Location

