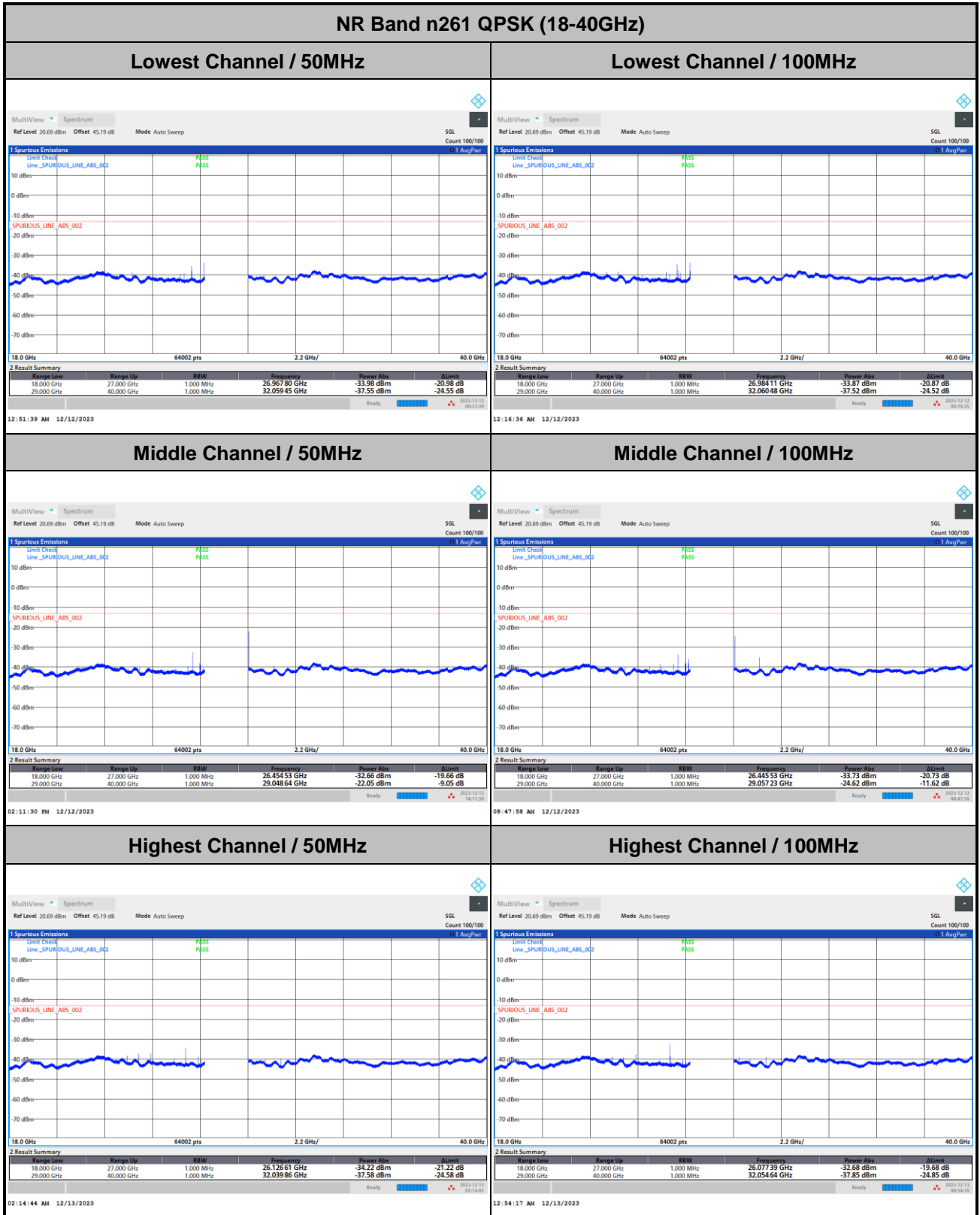




Spurious emission between 18GHz to 40GHz worst case plot is reported as following.

DFT-s-OFDM Module A



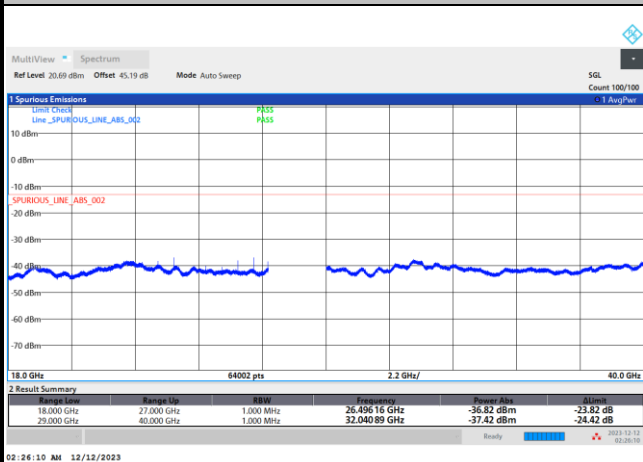
Remark: In band and out of band frequencies are omitted.



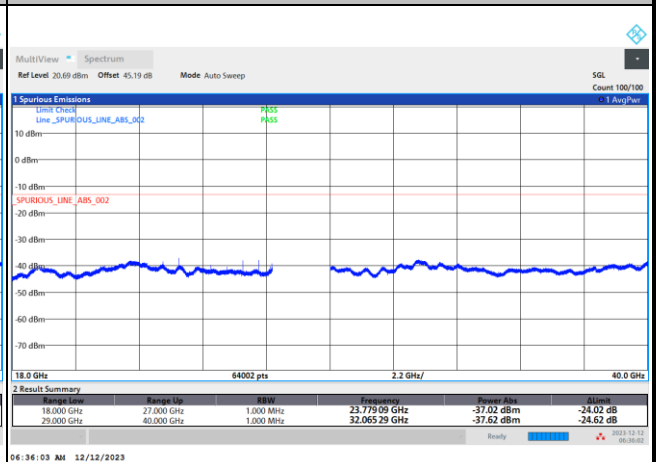
DFT-s-OFDM Module A

NR Band n261 QPSK (18-40GHz)

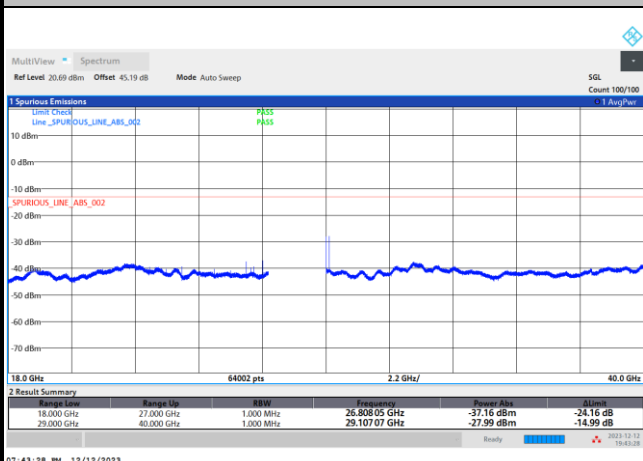
Lowest Channel / 200MHz



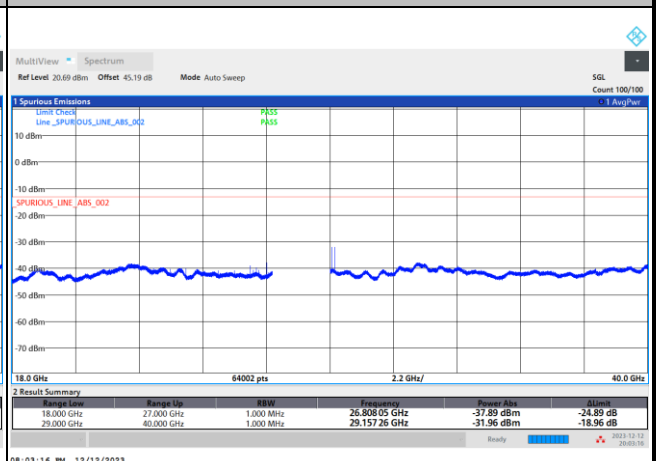
Lowest Channel / 300MHz



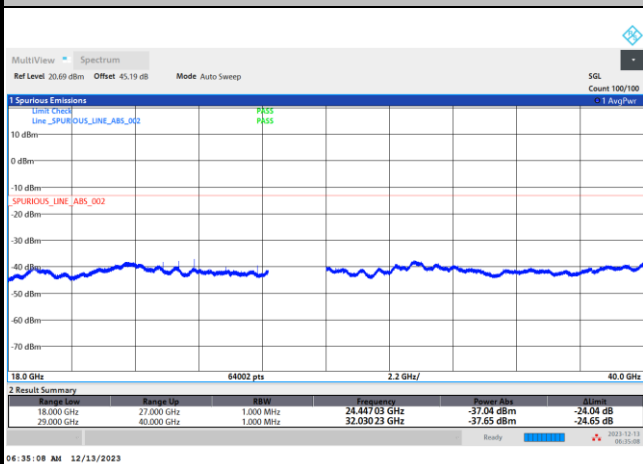
Middle Channel / 200MHz



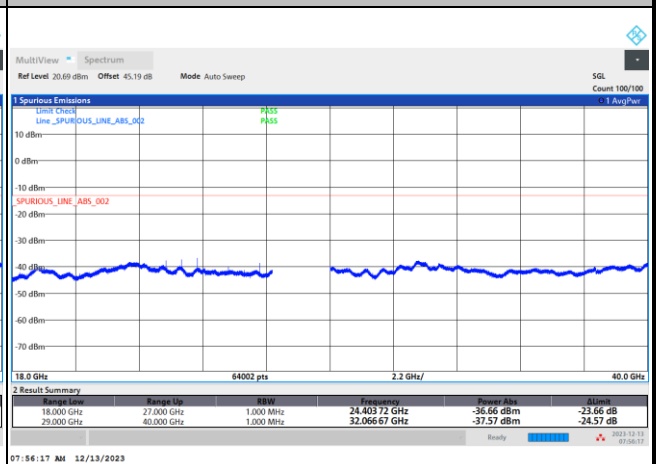
Middle Channel / 300MHz



Highest Channel / 200MHz



Highest Channel / 300MHz



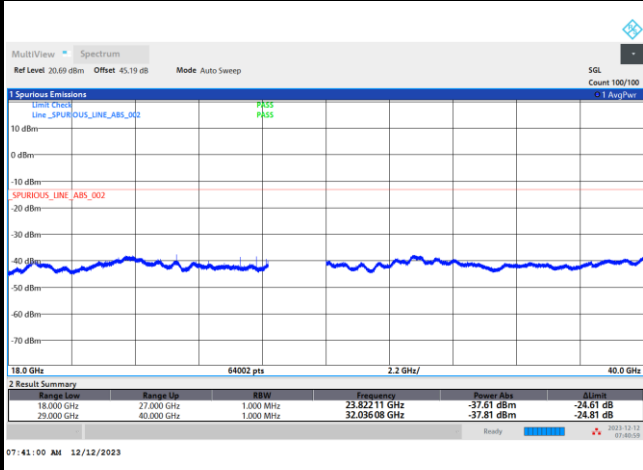
Remark: In band and out of band frequencies are omitted.



DFT-s-OFDM Module A

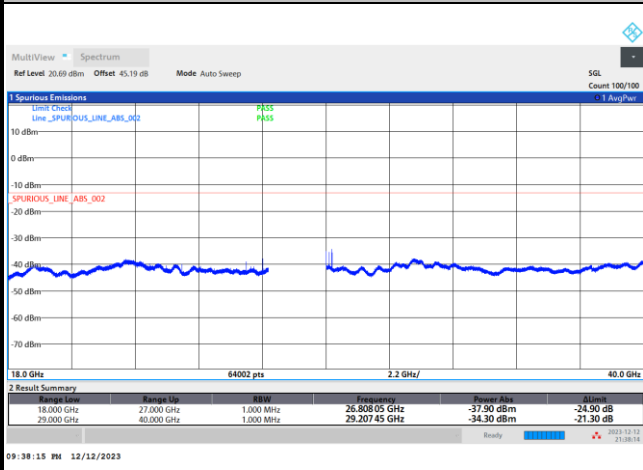
NR Band n261 QPSK (18-40GHz)

Lowest Channel / 400MHz



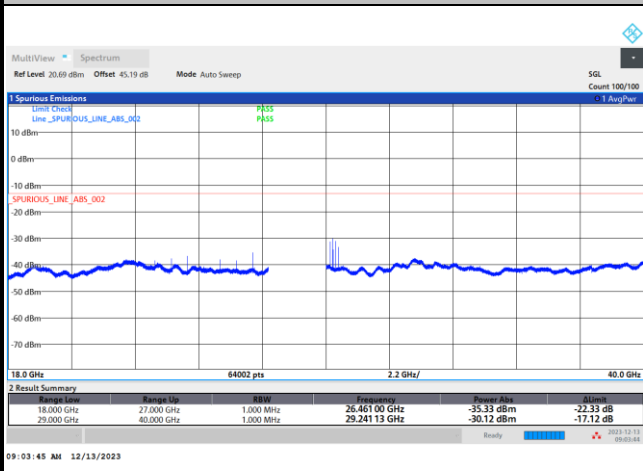
intentionally blank

Middle Channel / 400MHz



intentionally blank

Highest Channel / 400MHz

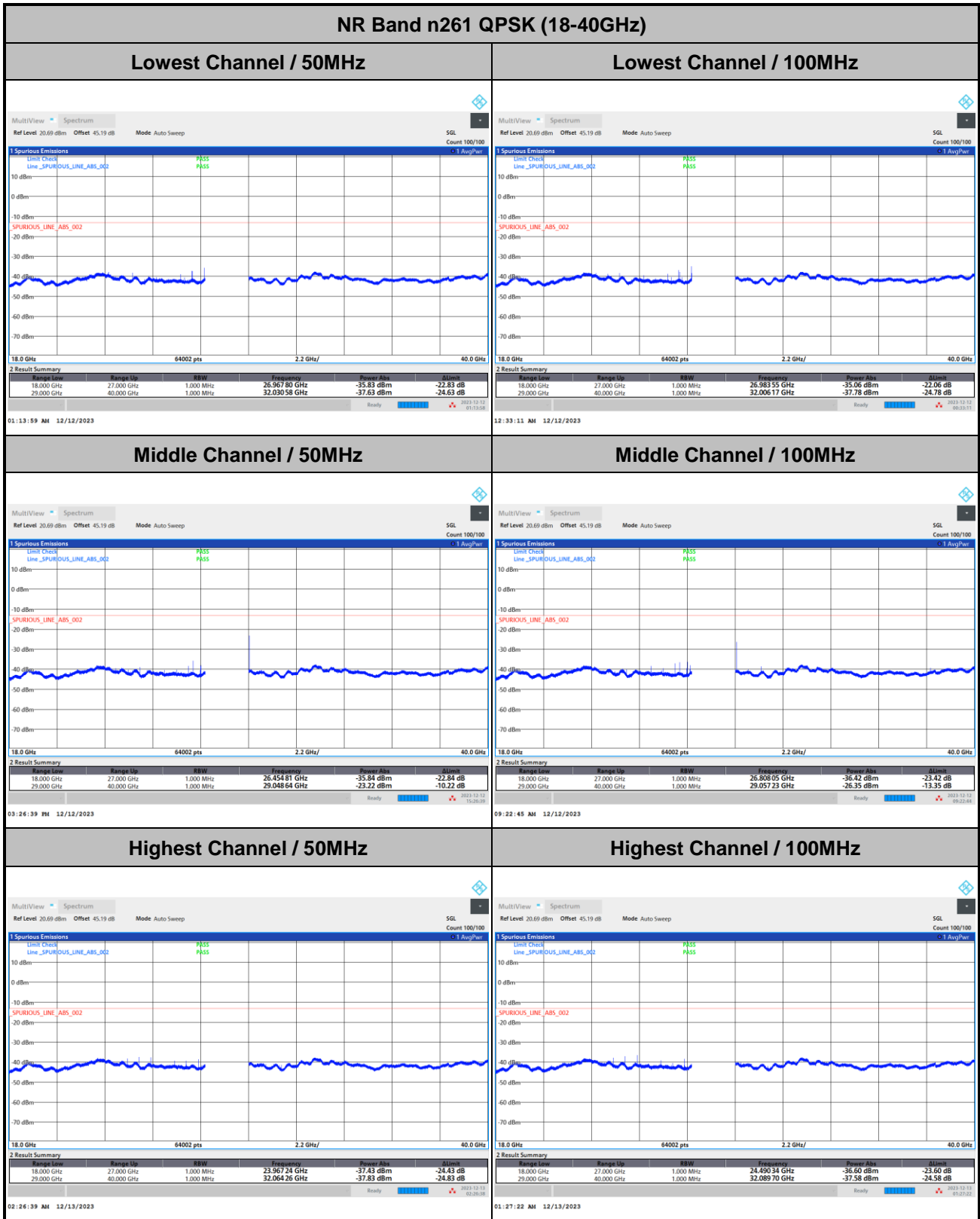


intentionally blank

Remark: In band and out of band frequencies are omitted.



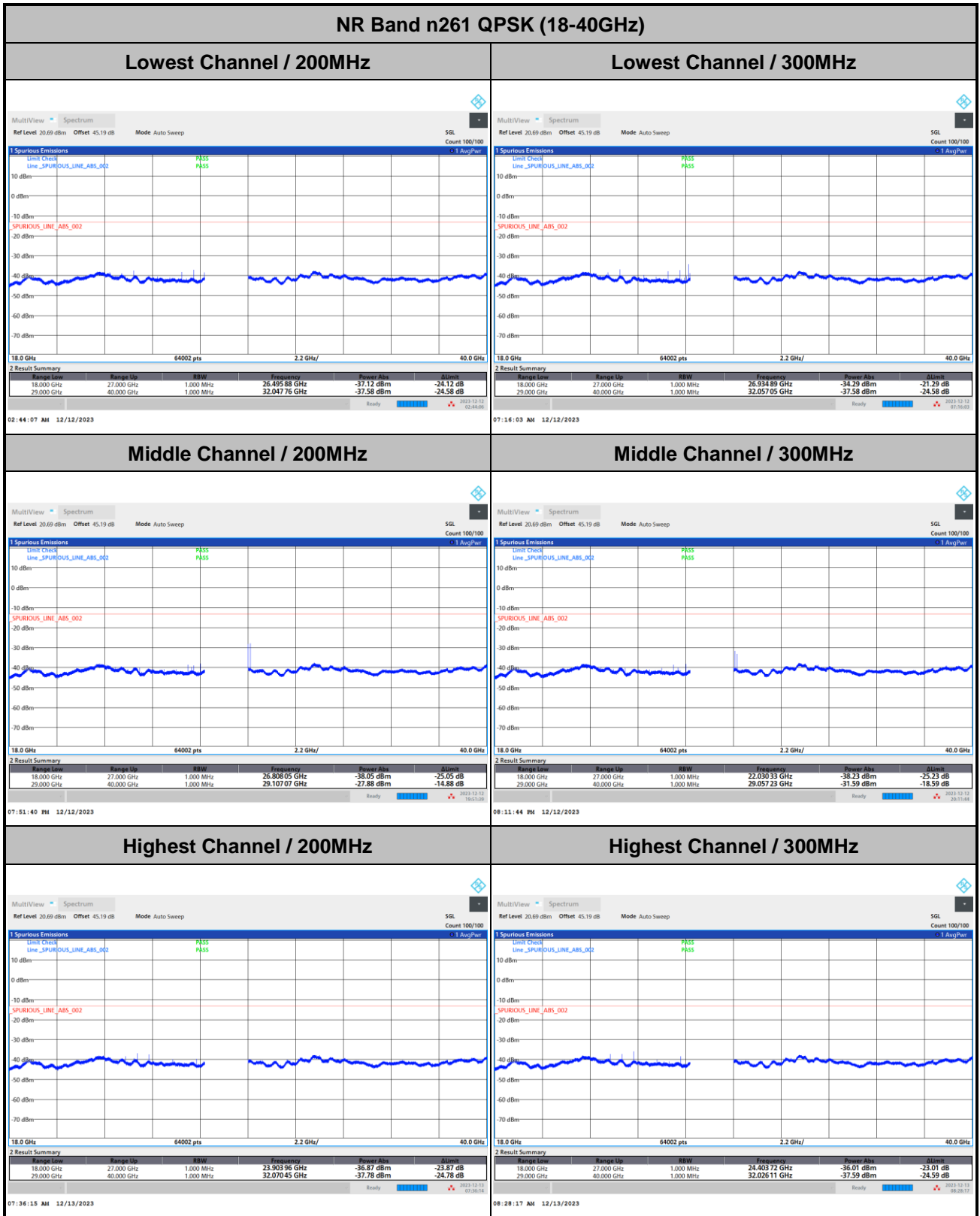
CP-OFDM Module A



Remark: In band and out of band frequencies are omitted.



CP-OFDM Module A



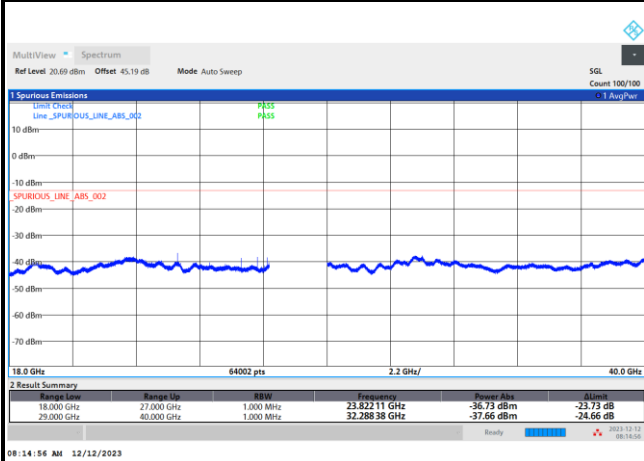
Remark: In band and out of band frequencies are omitted.



CP-OFDM Module A

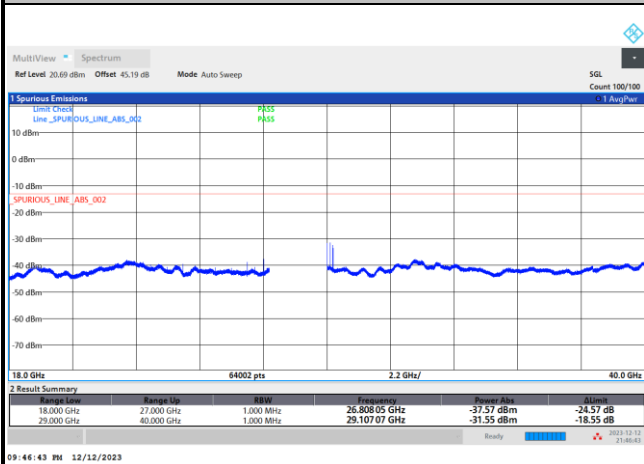
NR Band n261 QPSK (18-40GHz)

Lowest Channel / 400MHz



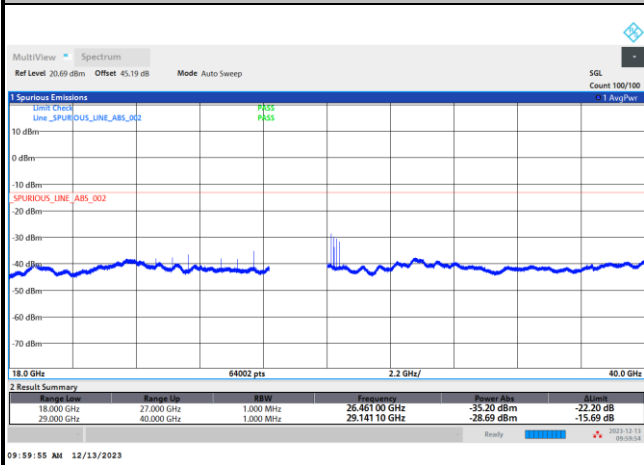
intentionally blank

Middle Channel / 400MHz



intentionally blank

Highest Channel / 400MHz

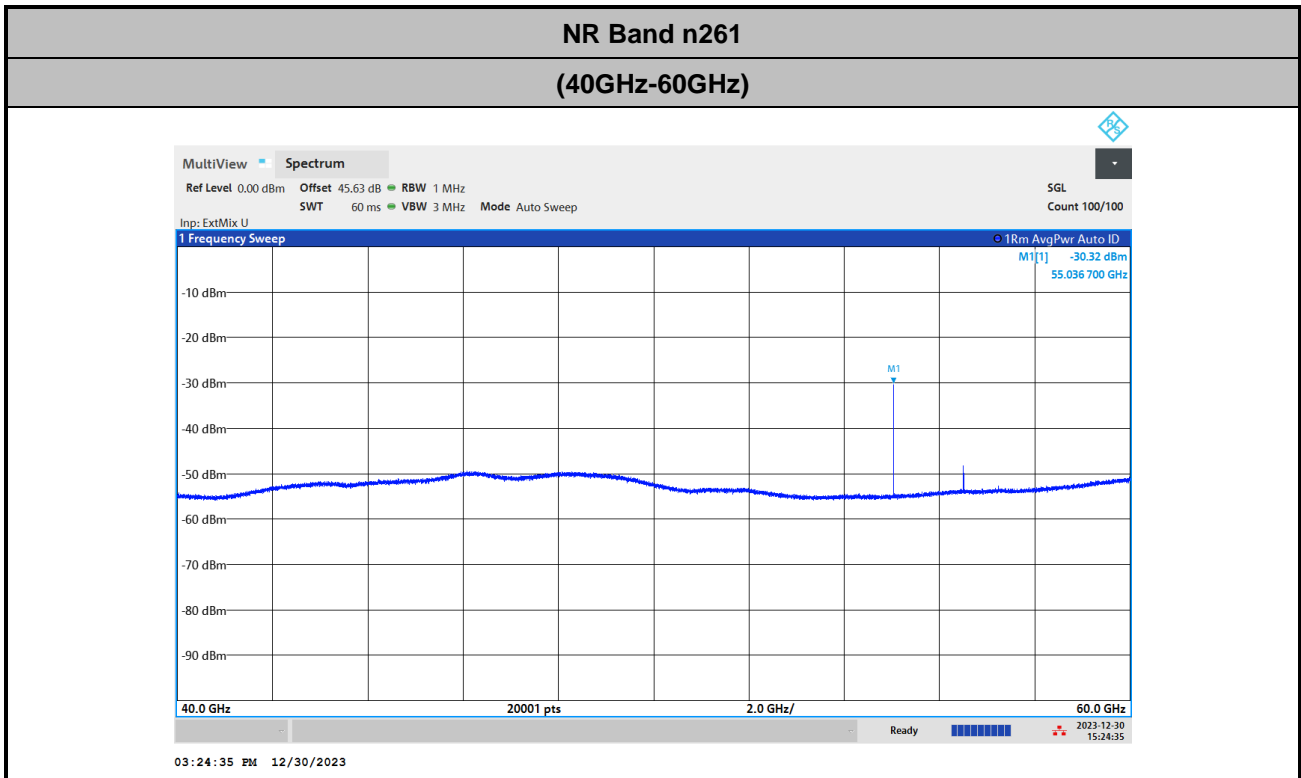


intentionally blank

Remark: In band and out of band frequencies are omitted.



There is no significant spurious emission signal found for frequency started from 40GHz up to 200GHz.
Only the noise floor is reported.

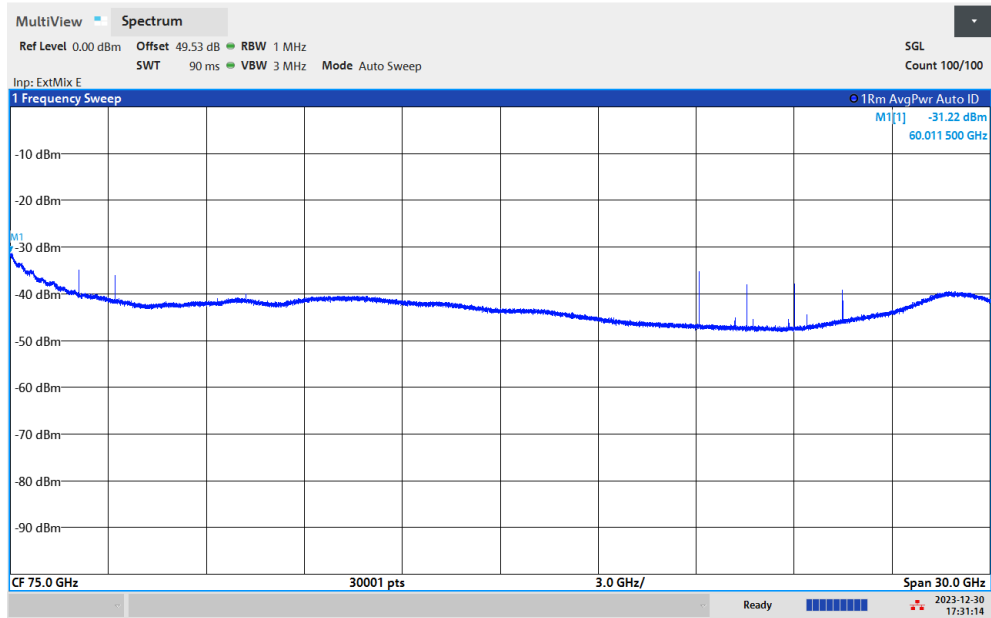


$$\text{Offset} = \text{Antenna Factor (dB/m)} + \text{Cable Loss (dB)} + 107 + 20\log(D) - 104.8$$
$$= 43 + 0.43 + 107 + 20\log(1) - 104.8 = 45.63(\text{dB})$$



NR Band n261

(60GHz-90GHz)

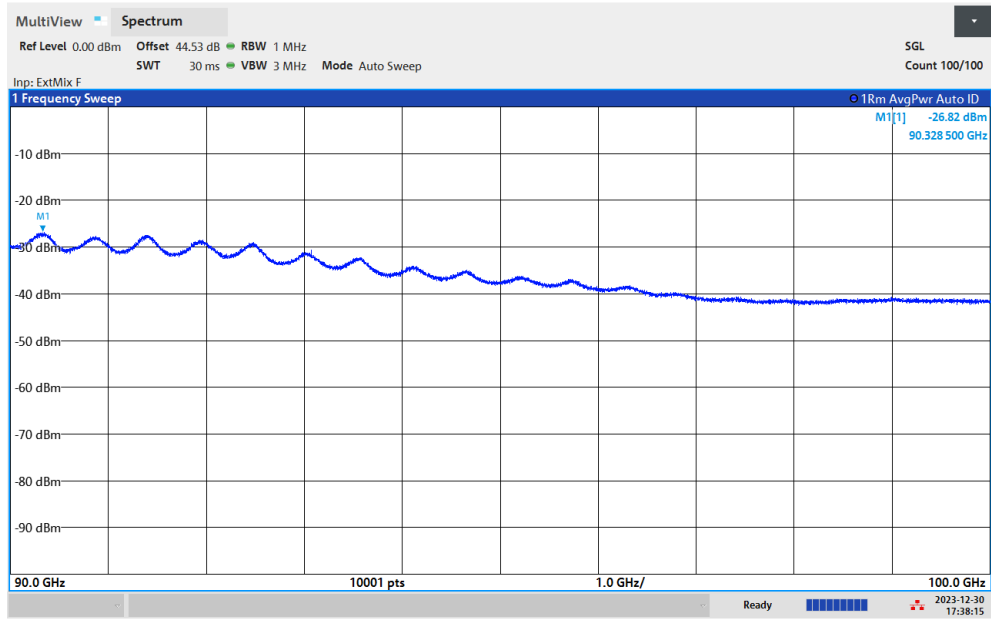


$$\begin{aligned} \text{Offset} &= \text{Antenna Factor (dB/m)} + \text{Cable Loss (dB)} + 107 + 20\log(D) - 104.8 \\ &= 46.9 + 0.43 + 107 + 20\log(1) - 104.8 = 49.53 \text{ (dB)} \end{aligned}$$



NR Band n261

(90GHz-100GHz)



$$\begin{aligned} \text{Offset} &= \text{Antenna Factor (dB/m)} + \text{Cable Loss (dB)} + 107 + 20\log(D) - 104.8 \\ &= 47.92 + 0.43 + 107 + 20\log(0.5) - 104.8 = 44.53 \text{ (dB)} \end{aligned}$$



Frequency Stability

Test Conditions		NR Band n261 / Middle Channel			Limit
Temperature (°C)	Voltage (Volt)	CW tone			Note 2.
		Frequency (GHz)	Deviation (kHz)	Deviation (ppm)	Result
50	Normal Voltage	27.924966	16.000	0.573	Pass
40	Normal Voltage	27.924986	-4.000	0.143	
30	Normal Voltage	27.92497	12.000	0.430	
20(Ref.)	Normal Voltage	27.924982	0.000	0.000	
10	Normal Voltage	27.924976	6.000	0.215	
0	Normal Voltage	27.924986	-4.000	0.143	
-10	Normal Voltage	27.925008	-26.000	0.931	
-20	Normal Voltage	27.925038	-56.000	2.005	
-30	Normal Voltage	27.925044	-62.000	2.220	
20	Maximum Voltage	27.924976	6.000	0.215	
20	Normal Voltage	27.924978	4.000	0.143	
20	Battery End Point	27.924976	6.000	0.215	

Note:

1. Normal Voltage = 3.89 V. ; Battery End Point (BEP) = 3.6 V. ; Maximum Voltage = 4.4 V.
2. The frequency fundamental emissions stay within the operation band.



NR Band n261 Module B AGH+V

Occupied Bandwidth

Mode	DFT-s-OFDM Module B NR Band n261 : 99%OBW(MHz)								
BW	50MHz			100MHz			200MHz		
Mod.	QPSK	16QAM	64QAM	QPSK	16QAM	64QAM	QPSK	16QAM	64QAM
Lowest CH	45.97	46.11	45.85	91.28	91.12	91.17	191.32	191.22	190.77
Middle CH	45.90	46.08	45.82	91.03	90.91	90.75	191.21	191.31	190.87
Highest CH	45.95	45.91	45.76	91.24	91.03	91.03	191.06	190.95	190.69

Mode	DFT-s-OFDM Module B NR Band n261 : 99%OBW(MHz)					
BW	300MHz			400MHz		
Mod.	QPSK	16QAM	64QAM	QPSK	16QAM	64QAM
Lowest CH	290.17	289.41	288.78	389.41	388.41	388.13
Middle CH	290.38	290.25	289.30	389.33	389.84	388.14
Highest CH	290.70	290.05	289.49	389.57	389.23	388.16

Mode	CP-OFDM Module B NR Band n261 : 99%OBW(MHz)		
BW	50MHz	100MHz	200MHz
Mod.	QPSK	QPSK	QPSK
Lowest CH	46.10	93.98	194.21
Middle CH	46.09	93.67	194.17
Highest CH	46.07	93.85	193.71

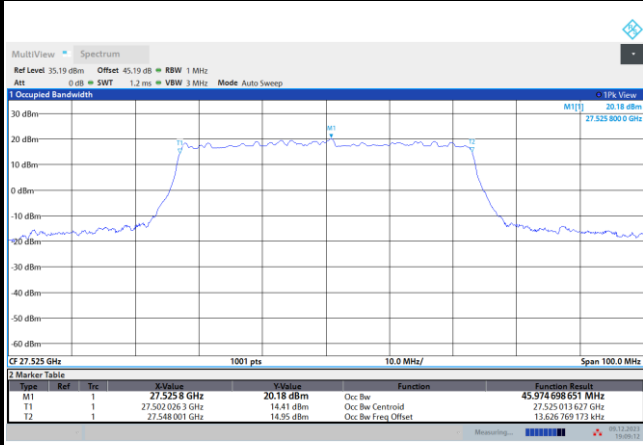
Mode	CP-OFDM Module B NR Band n261 : 99%OBW(MHz)	
BW	300MHz	400MHz
Mod.	QPSK	QPSK
Lowest CH	293.38	391.87
Middle CH	294.69	394.14
Highest CH	294.75	394.22



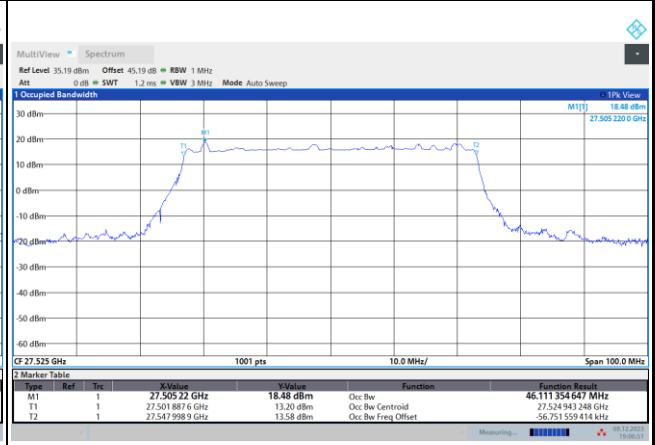
DFT-s-OFDM Module B

NR Band n261

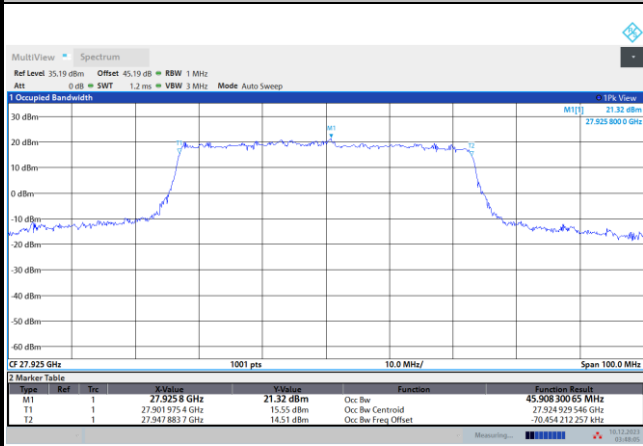
Lowest Channel / 50MHz / QPSK



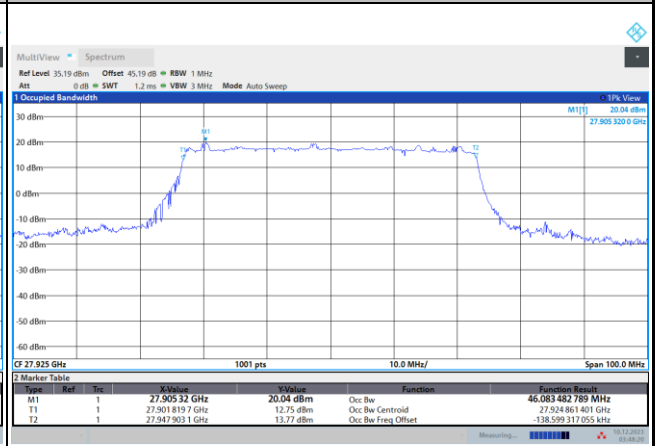
Lowest Channel / 50MHz / 16QAM



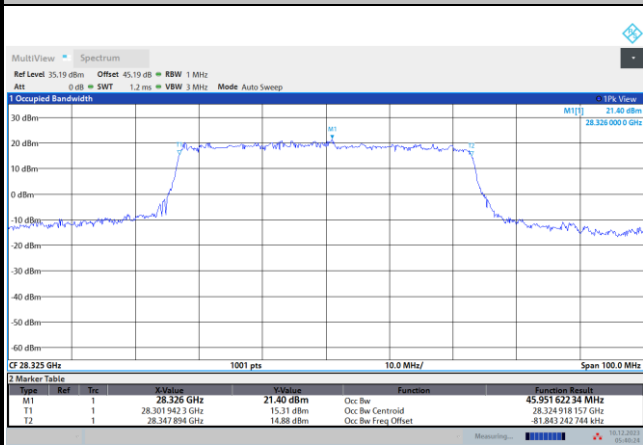
Middle Channel / 50MHz / QPSK



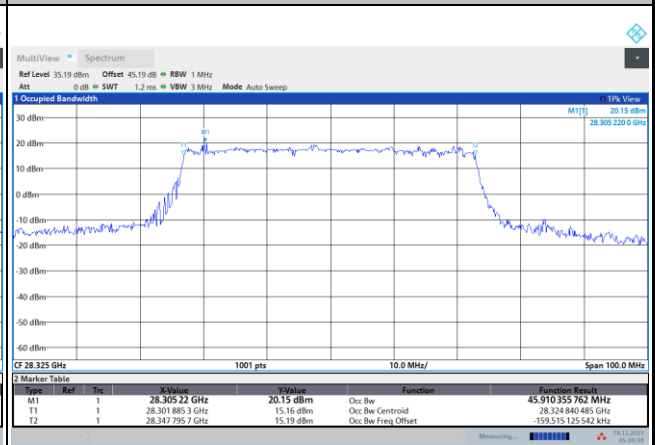
Middle Channel / 50MHz / 16QAM



Highest Channel / 50MHz / QPSK



Highest Channel / 50MHz / 16QAM

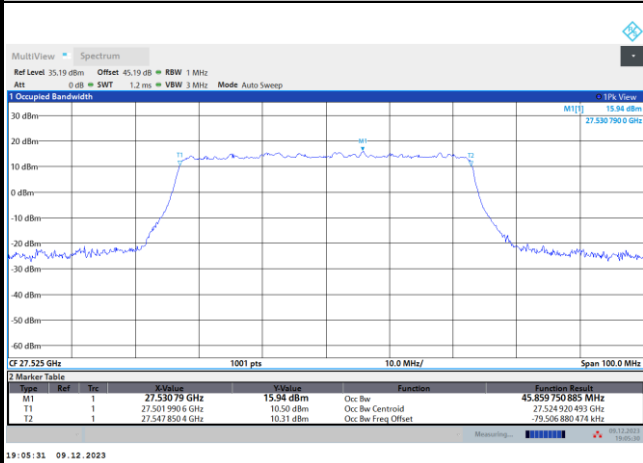




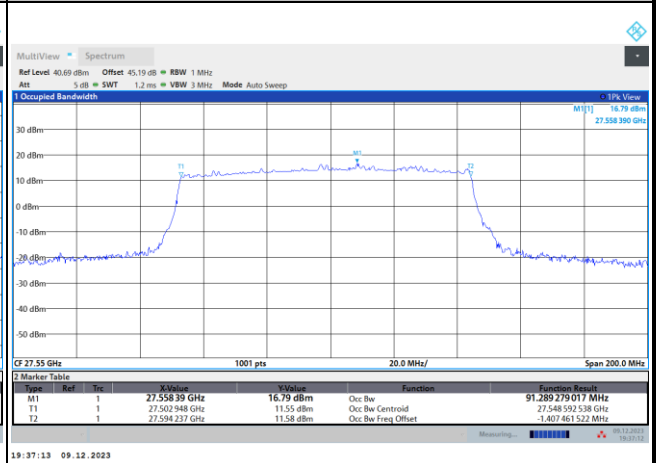
DFT-s-OFDM Module B

NR Band n261

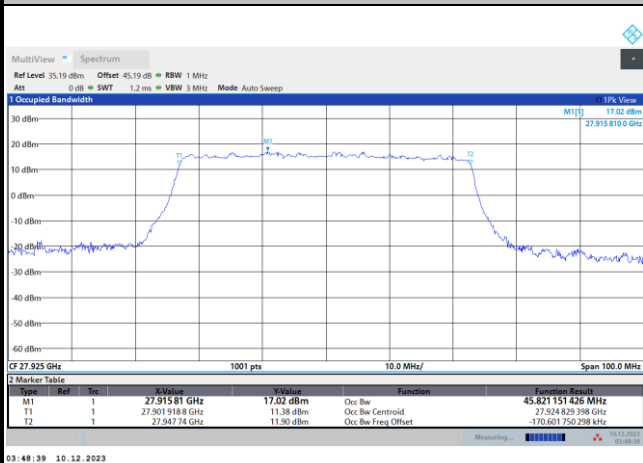
Lowest Channel / 50MHz / 64QAM



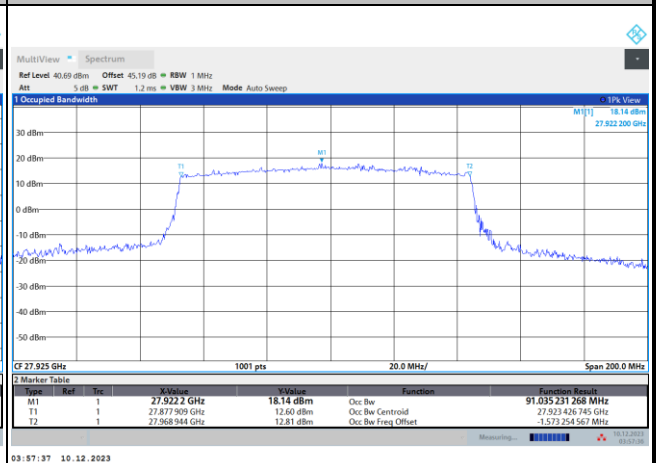
Lowest Channel / 100MHz / QPSK



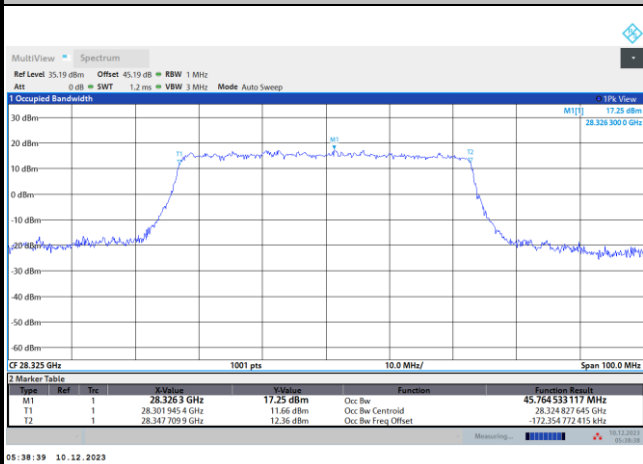
Middle Channel / 50MHz / 64QAM



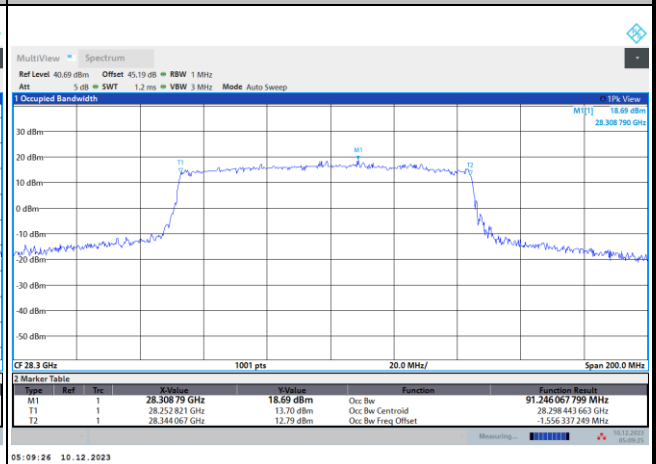
Middle Channel / 100MHz / QPSK



Highest Channel / 50MHz / 64QAM



Highest Channel / 100MHz / QPSK

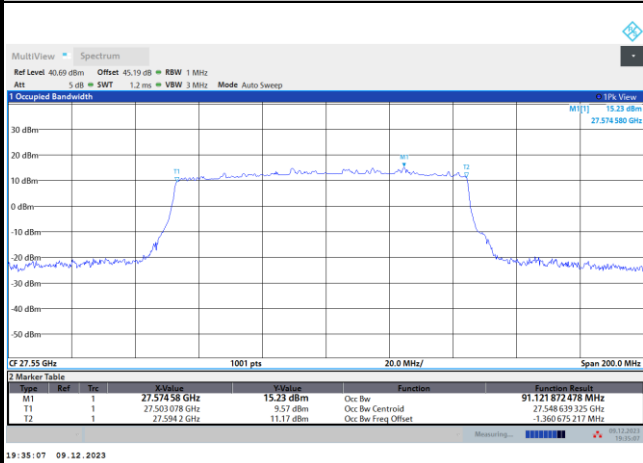




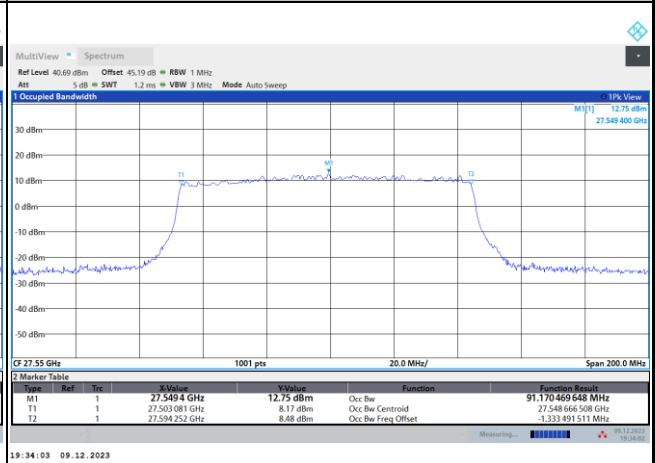
DFT-s-OFDM Module B

NR Band n261

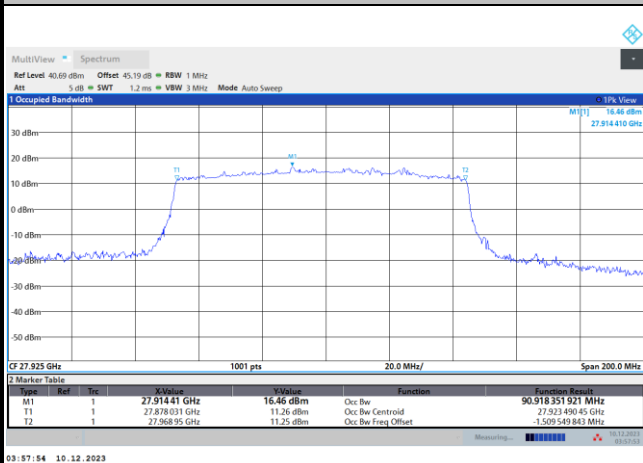
Lowest Channel / 100MHz / 16QAM



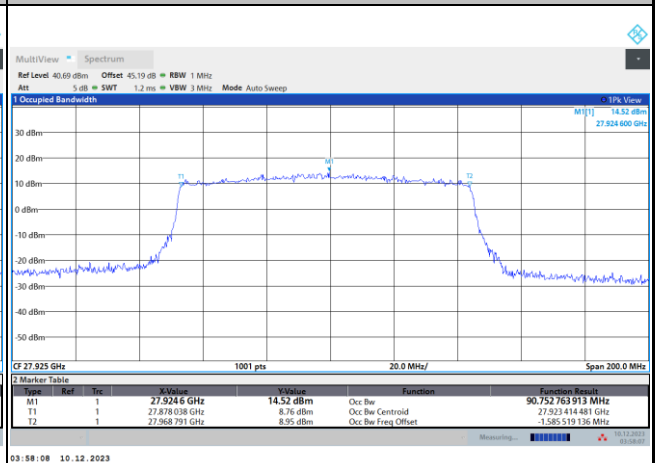
Lowest Channel / 100MHz / 64QAM



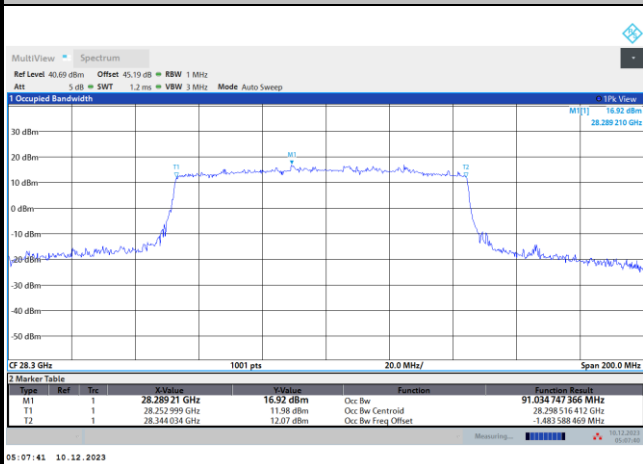
Middle Channel / 100MHz / 16QAM



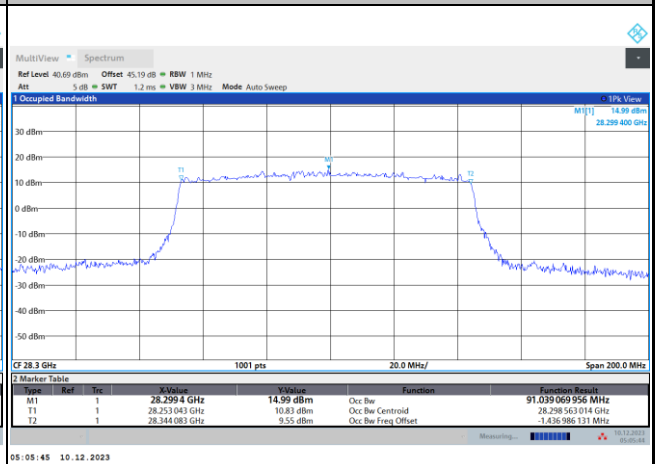
Middle Channel / 100MHz / 64QAM



Highest Channel / 100MHz / 16QAM



Highest Channel / 100MHz / 64QAM

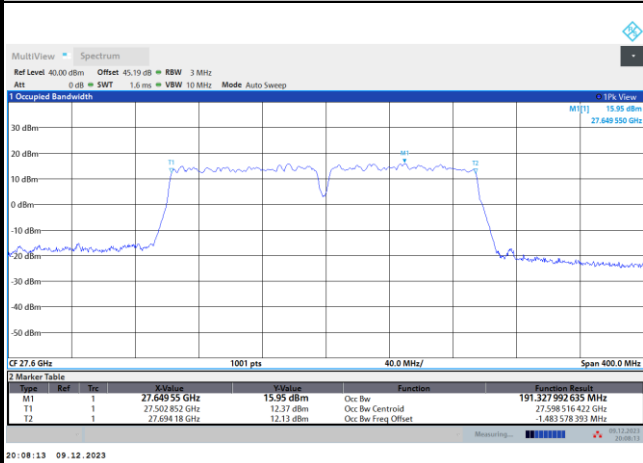




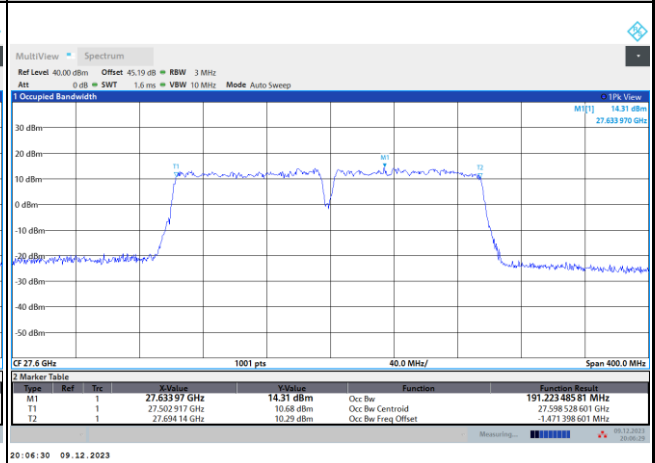
DFT-s-OFDM Module B

NR Band n261

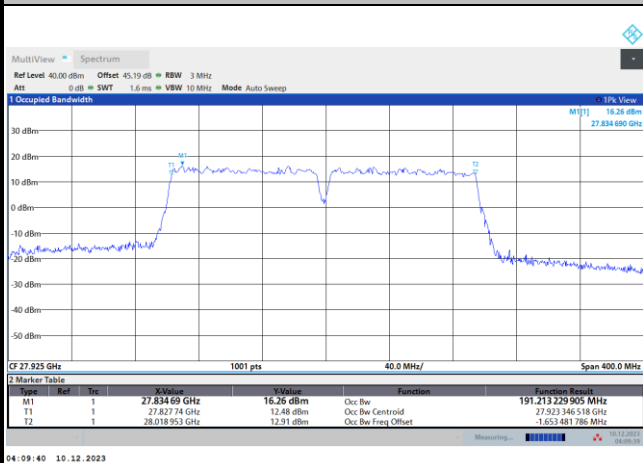
Lowest Channel / 200MHz / QPSK



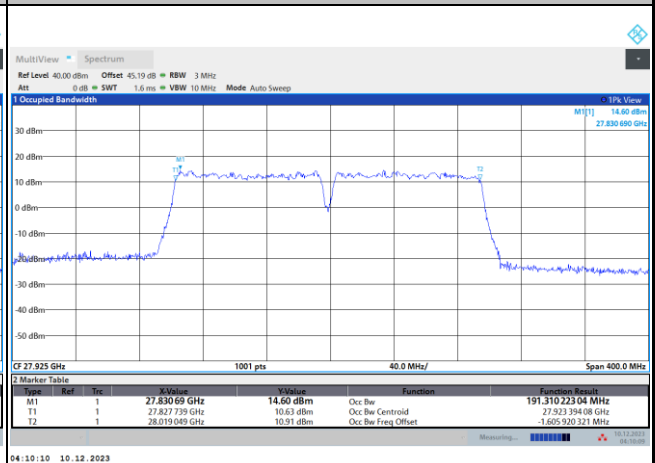
Lowest Channel / 200MHz / 16QAM



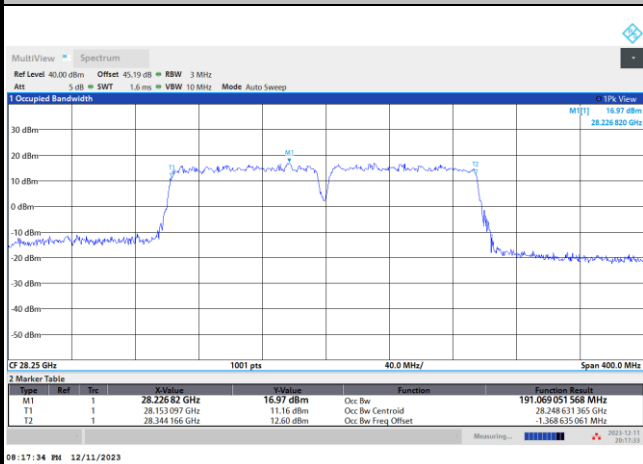
Middle Channel / 200MHz / QPSK



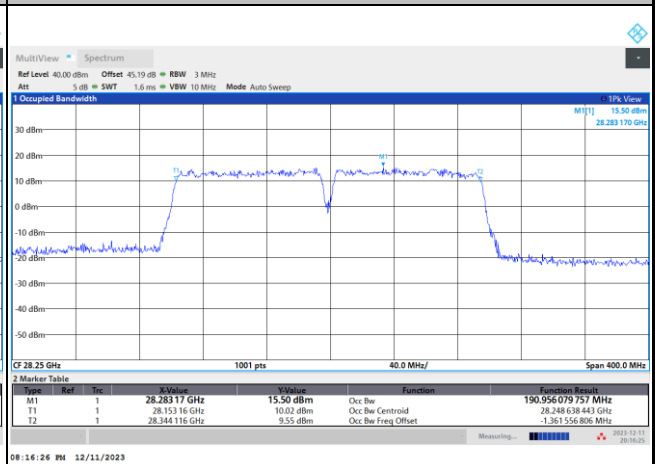
Middle Channel / 200MHz / 16QAM



Highest Channel / 200MHz / QPSK



Highest Channel / 200MHz / 16QAM

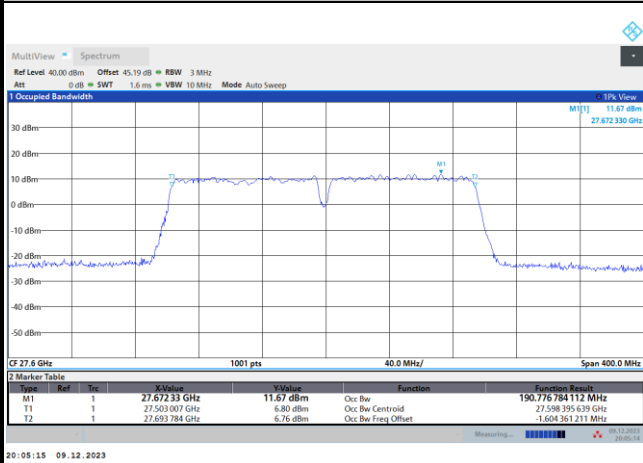




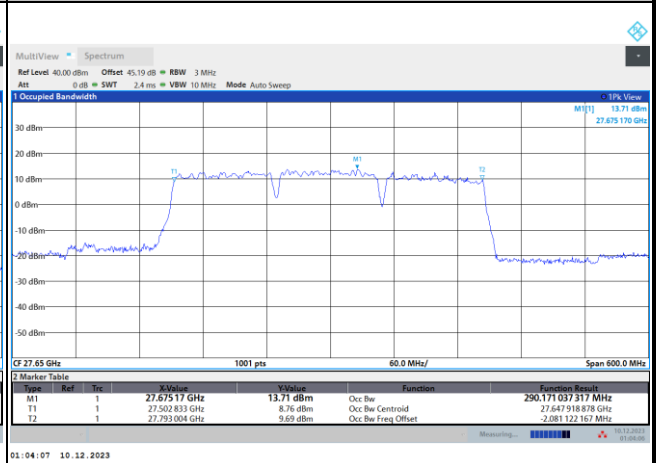
DFT-s-OFDM Module B

NR Band n261

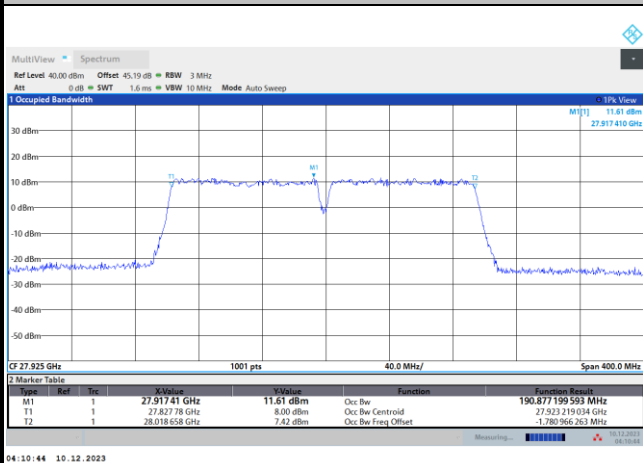
Lowest Channel / 200MHz / 64QAM



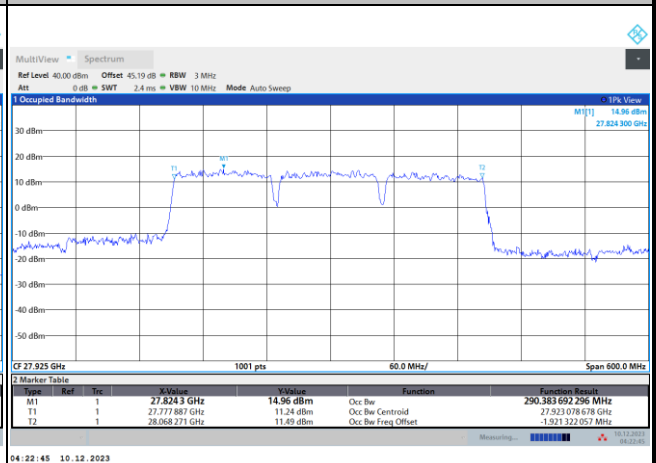
Lowest Channel / 300MHz / QPSK



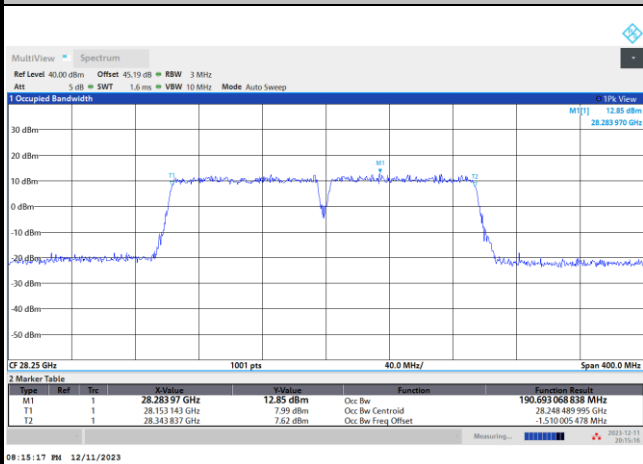
Middle Channel / 200MHz / 64QAM



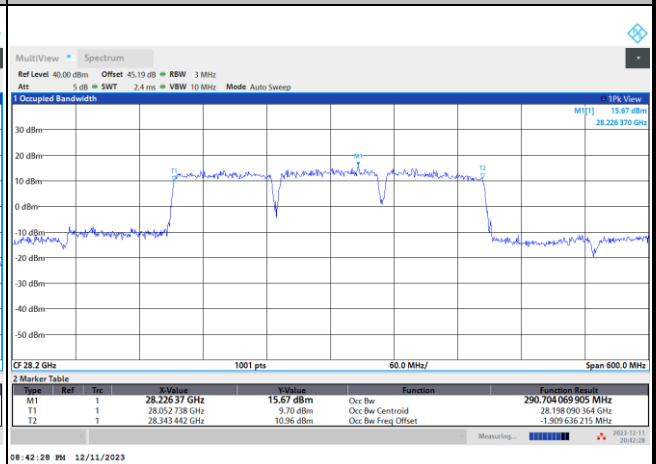
Middle Channel / 300MHz / QPSK



Highest Channel / 200MHz / 64QAM



Highest Channel / 300MHz / QPSK

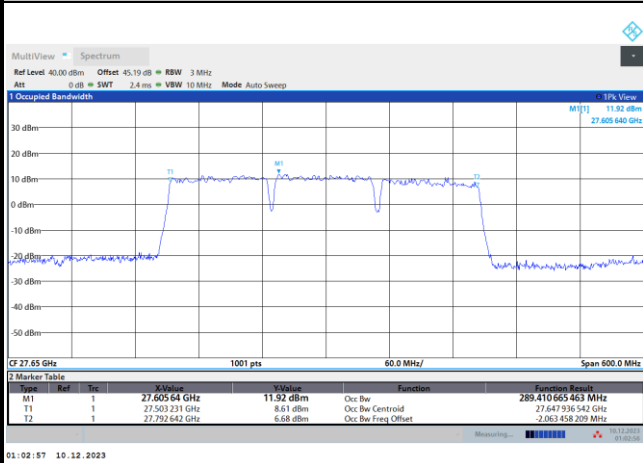




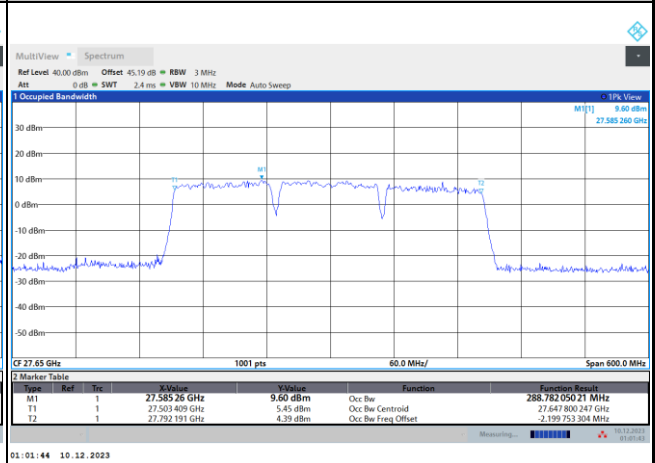
DFT-s-OFDM Module B

NR Band n261

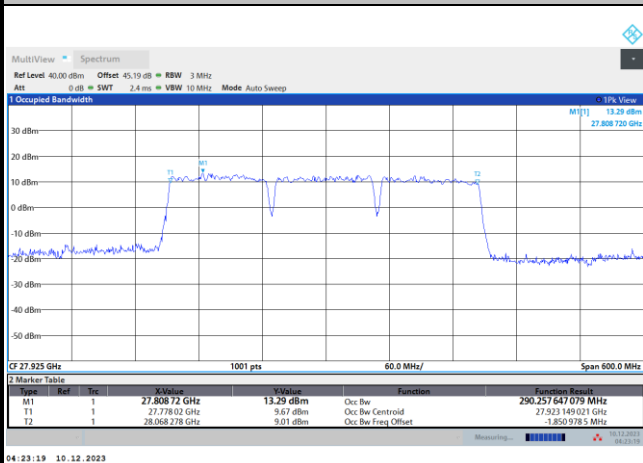
Lowest Channel / 300MHz / 16QAM



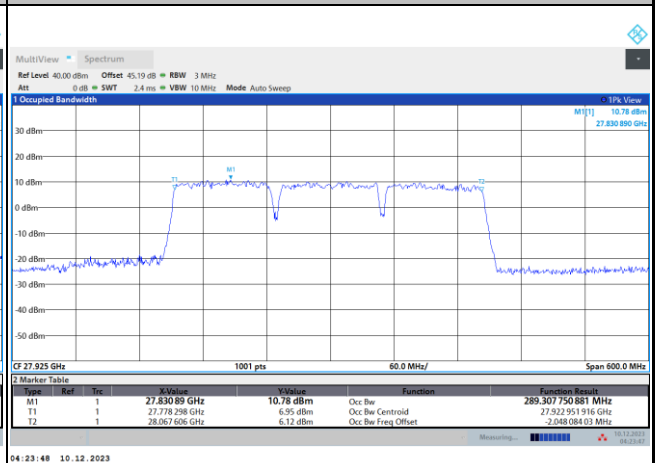
Lowest Channel / 300MHz / 64QAM



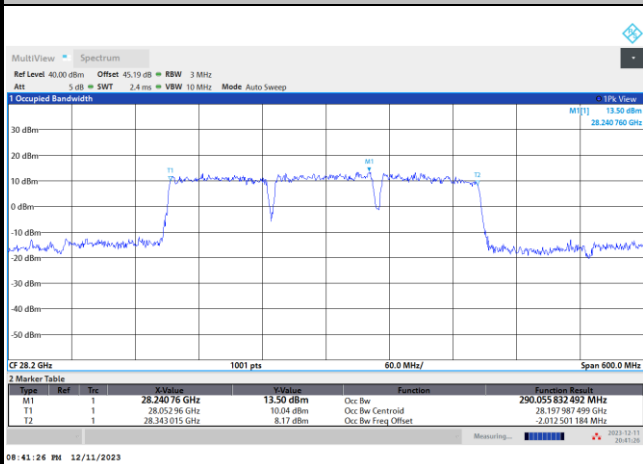
Middle Channel / 300MHz / 16QAM



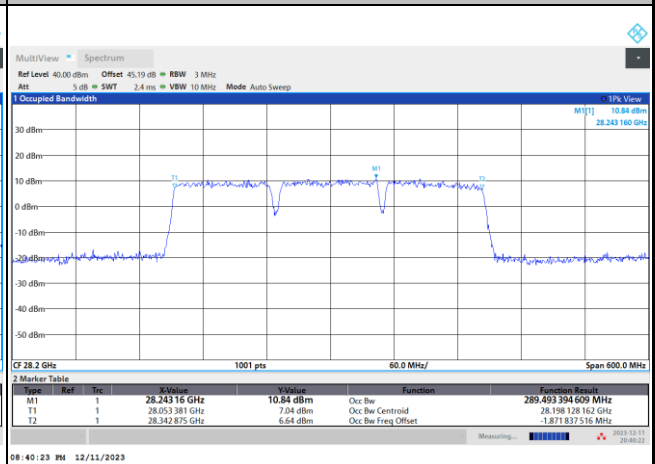
Middle Channel / 300MHz / 64QAM



Highest Channel / 300MHz / 16QAM



Highest Channel / 300MHz / 64QAM

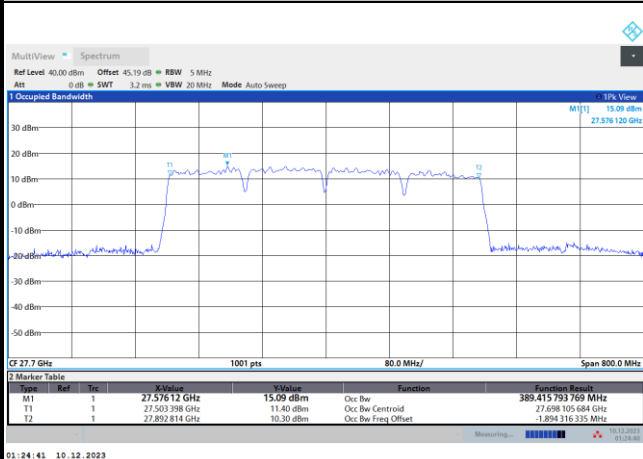




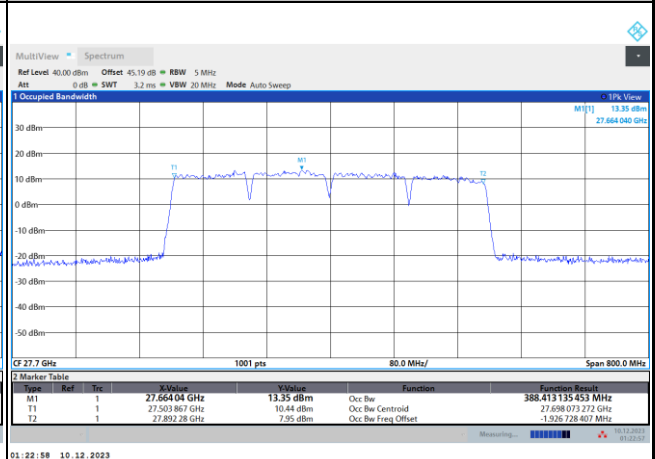
DFT-s-OFDM Module B

NR Band n261

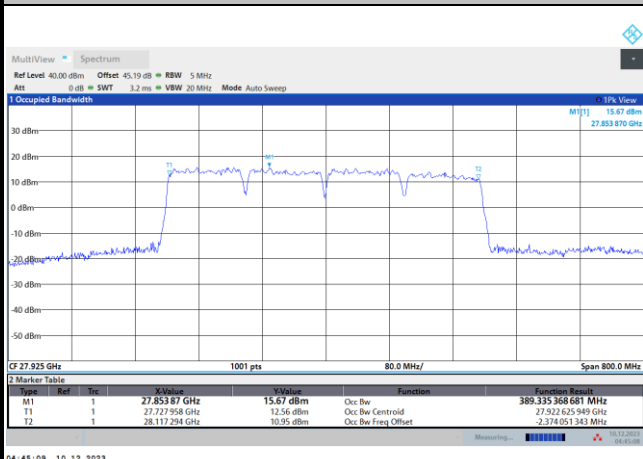
Lowest Channel / 400MHz / QPSK



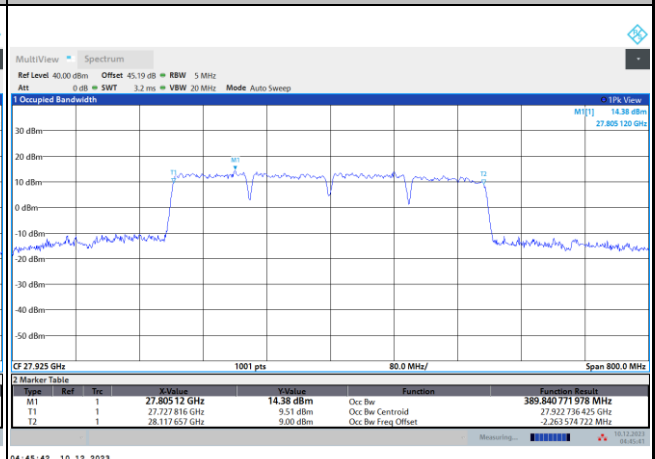
Lowest Channel / 400MHz / 16QAM



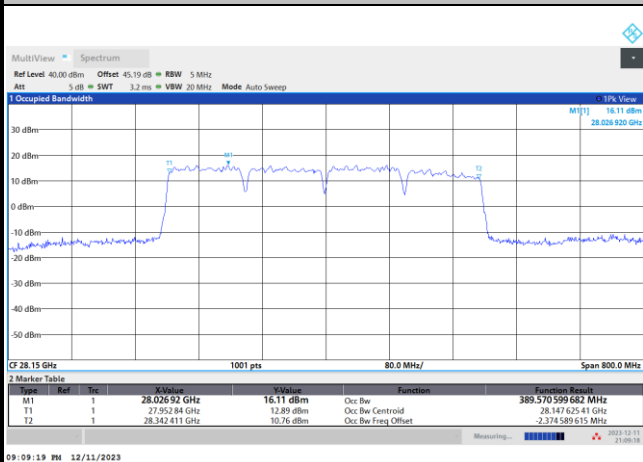
Middle Channel / 400MHz / QPSK



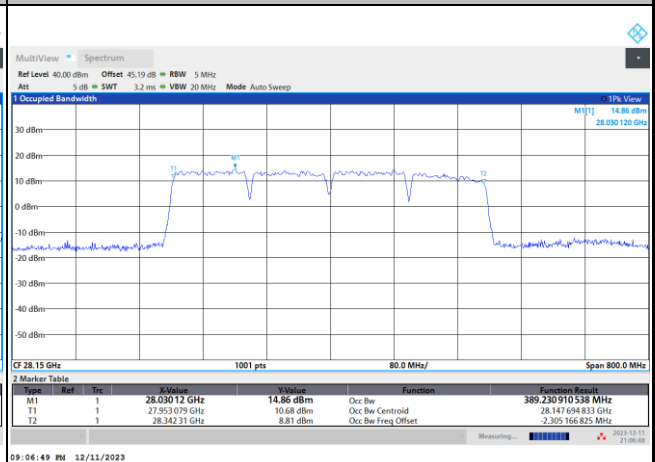
Middle Channel / 400MHz / 16QAM



Highest Channel / 400MHz / QPSK



Highest Channel / 400MHz / 16QAM

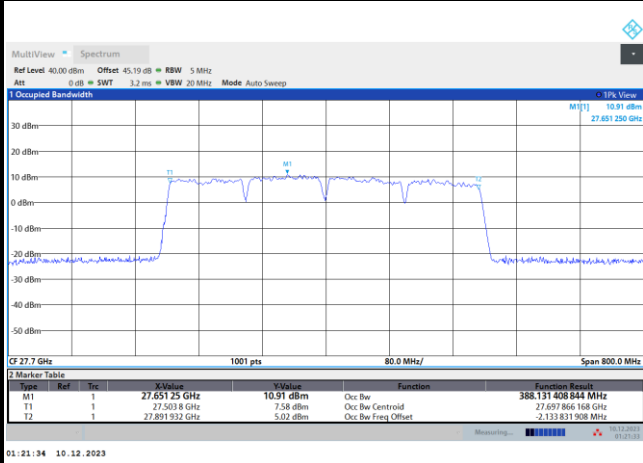




DFT-s-OFDM Module B

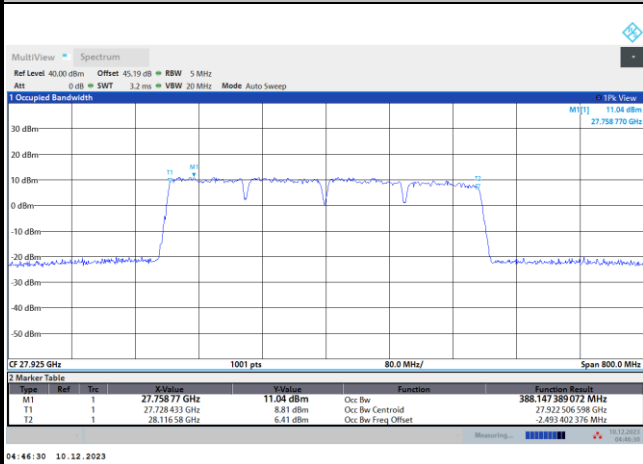
NR Band n261

Lowest Channel / 400MHz / 64QAM



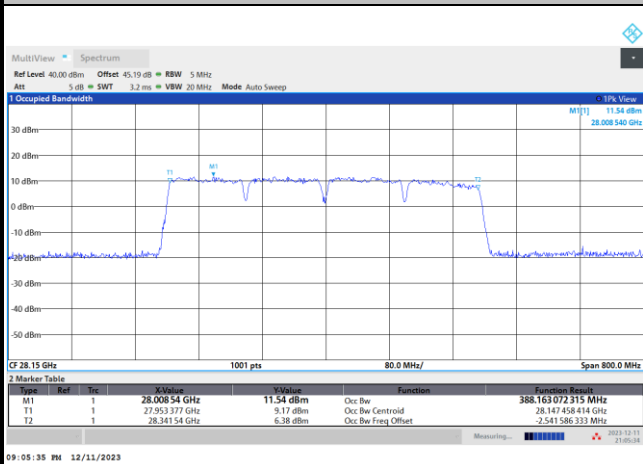
intentionally blank

Middle Channel / 400MHz / 64QAM



intentionally blank

Highest Channel / 400MHz / 64QAM



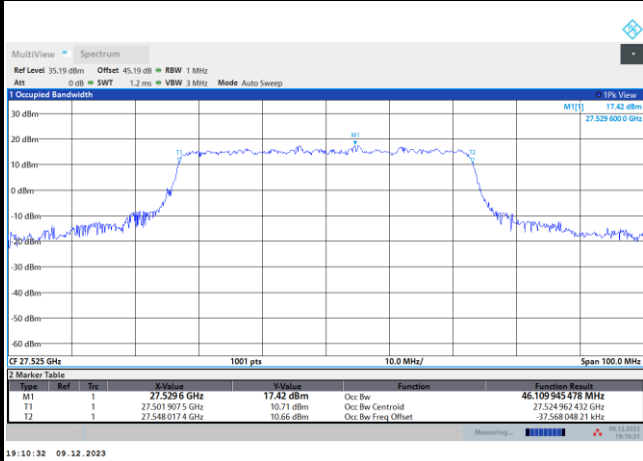
intentionally blank



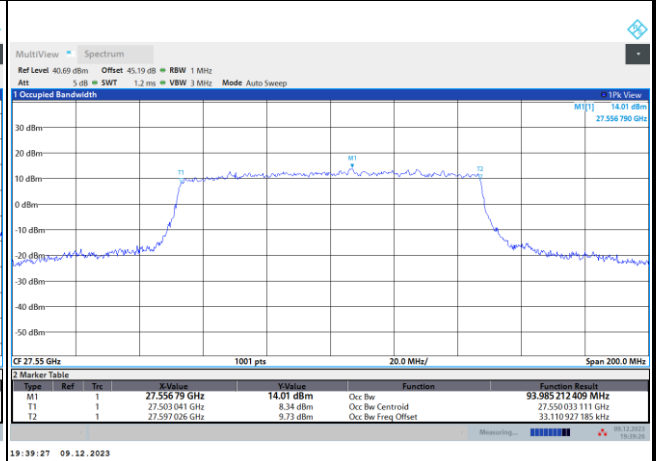
CP-OFDM Module B

NR Band n261

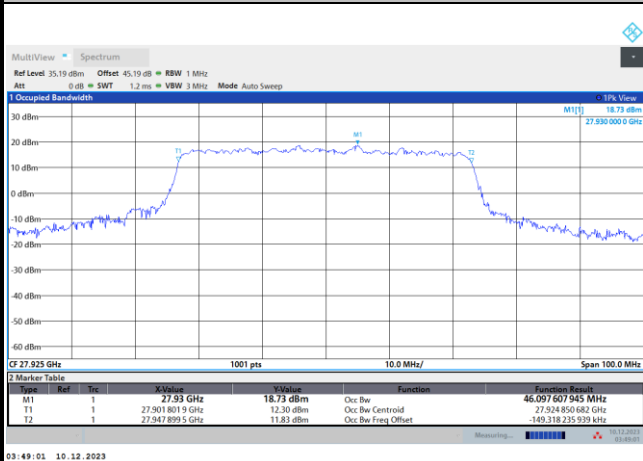
Lowest Channel / 50MHz / QPSK



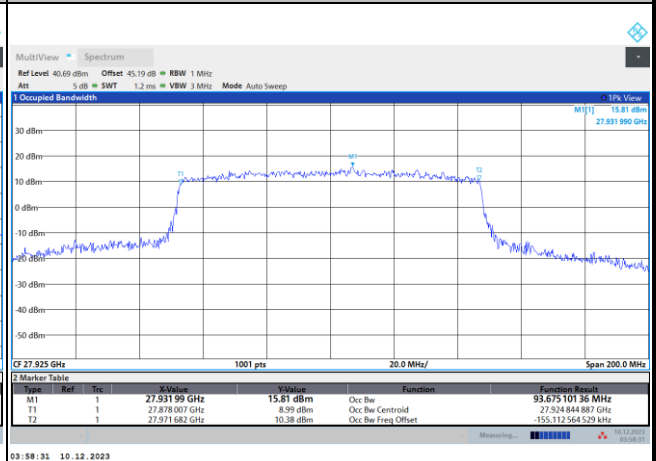
Lowest Channel / 100MHz / QPSK



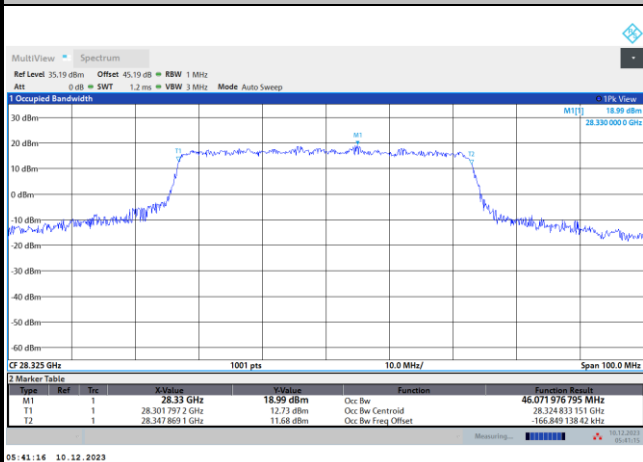
Middle Channel / 50MHz / QPSK



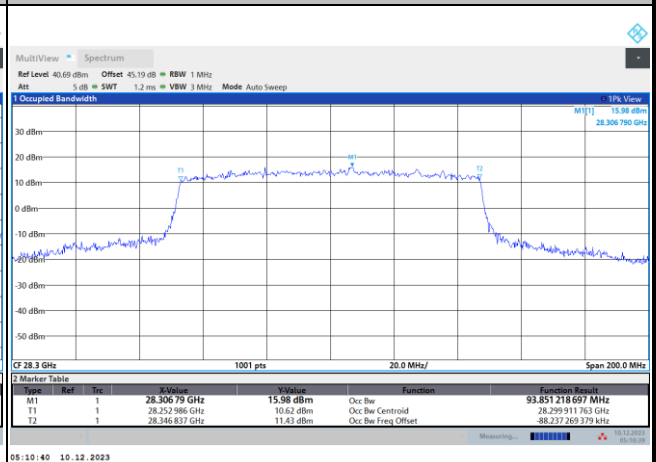
Middle Channel / 100MHz / QPSK



Highest Channel / 50MHz / QPSK



Highest Channel / 100MHz / QPSK

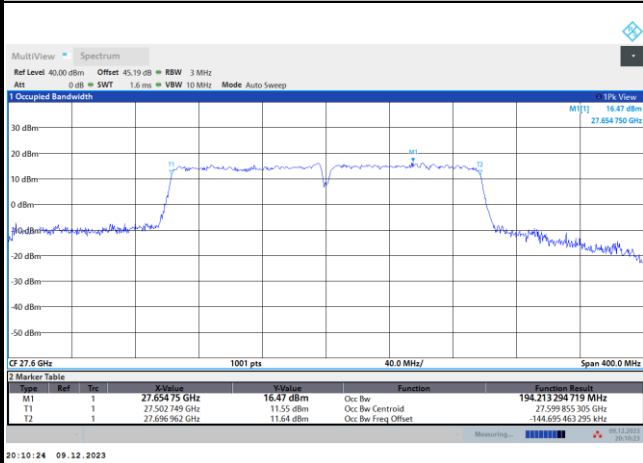




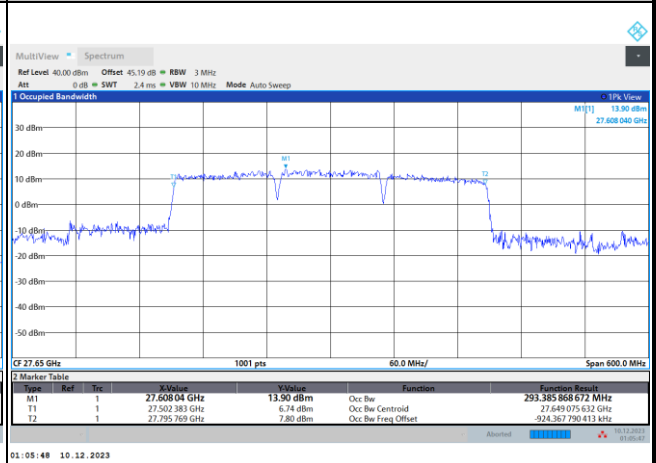
CP-OFDM Module B

NR Band n261

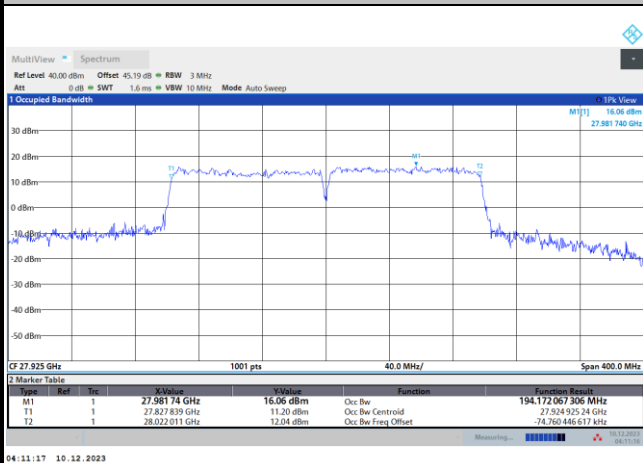
Lowest Channel / 200MHz / QPSK



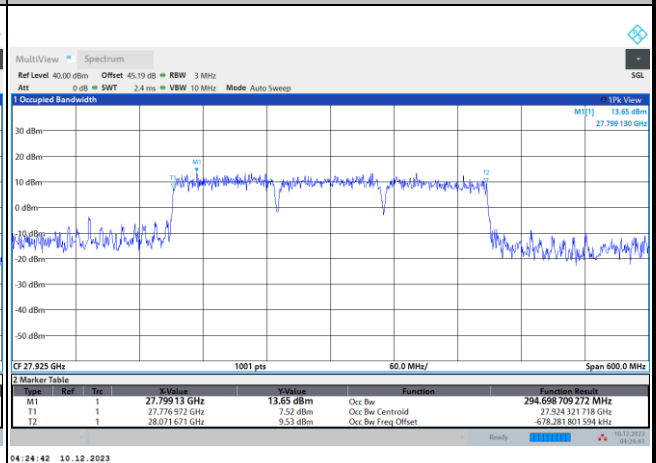
Lowest Channel / 300MHz / QPSK



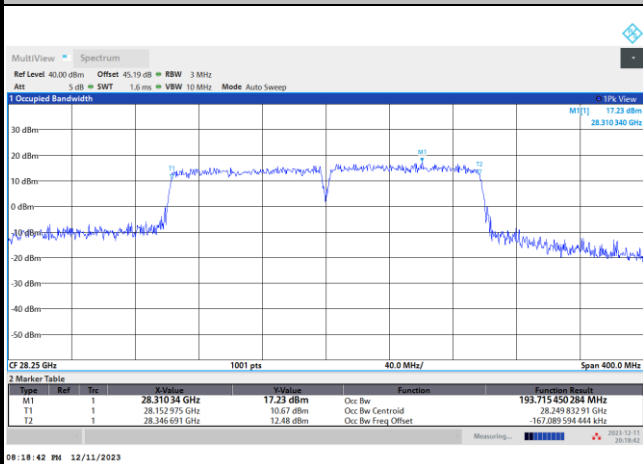
Middle Channel / 200MHz / QPSK



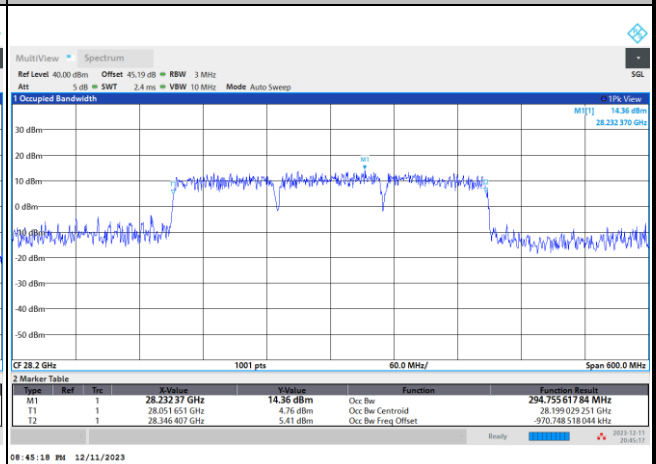
Middle Channel / 300MHz / QPSK



Highest Channel / 200MHz / QPSK



Highest Channel / 300MHz / QPSK

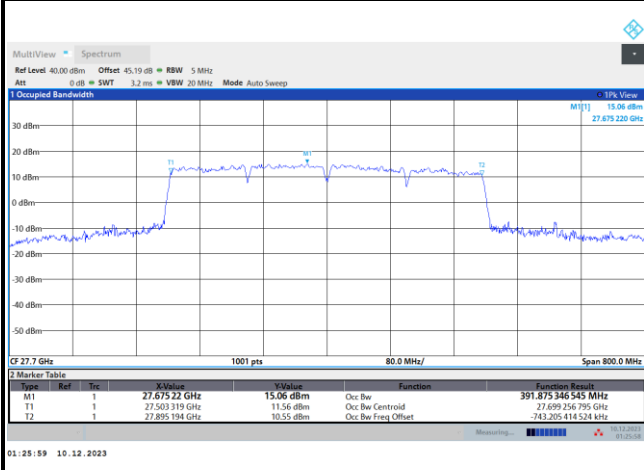




CP-OFDM Module B

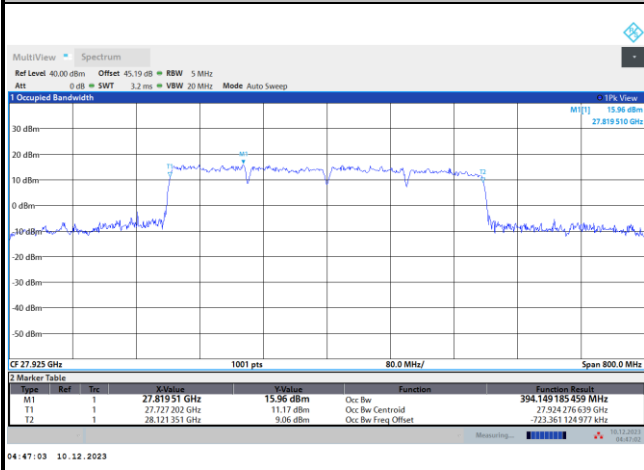
NR Band n261

Lowest Channel / 400MHz / QPSK



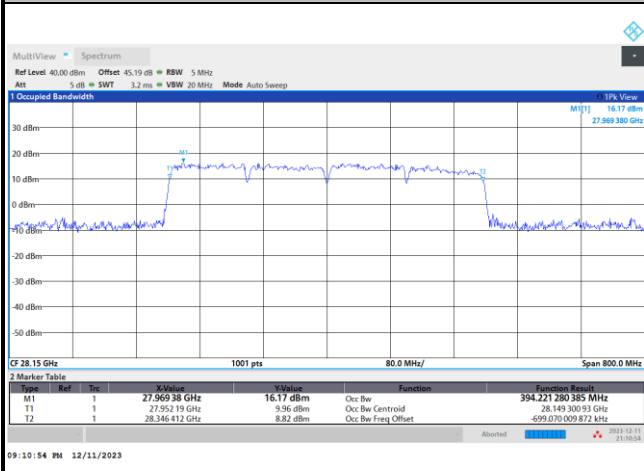
intentionally blank

Middle Channel / 400MHz / QPSK



intentionally blank

Highest Channel / 400MHz / QPSK



intentionally blank

Radiated Out of Band Emissions

Mode			DFT-s-OFDM Module B NR Band n261 : BE (dBm) 1 RB								
BW			50MHz			100MHz			200MHz		
Limit (dBm)			QPSK	16QAM	64QAM	QPSK	16QAM	64QAM	QPSK	16QAM	64QAM
Low CH	0~10%OB	≤-5	-20.176	-6.33	-7.52	-8.77	-11.52	-11.02	-13.79	-15.55	-16.28
	>10%OB	≤-13	-27.264	-24.91	-25.31	-22.94	-25.51	-25.57	-18.14	-21.22	-22.70
High CH	0~10%OB	≤-5	-5.36	-6.77	-7.67	-8.25	-10.93	-11.32	-14.09	-16.02	-17.14
	>10%OB	≤-13	-24.82	-26.14	-27.14	-28.01	-29.23	-29.55	-18.38	-21.40	-25.84
Result			Compliance								

Mode			DFT-s-OFDM Module B NR Band n261 : BE (dBm) 1 RB					
BW			300MHz			400MHz		
Limit (dBm)			QPSK	16QAM	64QAM	QPSK	16QAM	64QAM
Low CH	0~10%OB	≤-5	-17.32	-18.89	-20.15	-18.65	-19.85	-20.31
	>10%OB	≤-13	-16.24	-17.14	-23.67	-22.35	-21.93	-29.13
High CH	0~10%OB	≤-5	-29.548	-20.27	-21.27	-30.400	-19.52	-23.36
	>10%OB	≤-13	-19.407	-15.23	-24.17	-21.278	-13.79	-15.19
Result			Compliance					

Mode			CP-OFDM Module B NR Band n261 : BE (dBm) 1 RB		
BW			50MHz	100MHz	200MHz
Limit (dBm)			QPSK	QPSK	QPSK
Low CH	0~10%OB	≤-5	-5.67	-6.79	-13.89
	>10%OB	≤-13	-25.56	-25.96	-16.47
High CH	0~10%OB	≤-5	-6.96	-11.21	-13.34
	>10%OB	≤-13	-25.90	-29.33	-15.69
Result			Compliance		

Mode			CP-OFDM Module B NR Band n261 : BE (dBm) 1 RB	
BW			300MHz	400MHz
Limit (dBm)			QPSK	QPSK
Low CH	0~10%OB	≤-5	-30.761	-18.90
	>10%OB	≤-13	-20.090	-16.61
High CH	0~10%OB	≤-5	-29.360	-30.249
	>10%OB	≤-13	-19.195	-19.000
Result			Compliance	



Mode			DFT-s-OFDM Module B NR Band n261 : BE (dBm) Full RB								
BW			50MHz			100MHz			200MHz		
Limit (dBm)			QPSK	16QAM	64QAM	QPSK	16QAM	64QAM	QPSK	16QAM	64QAM
Low CH	0~10%OB	≤-5	-14.71	-15.74	-18.76	-18.04	-21.44	-22.18	-24.05	-25.24	-28.10
	>10%OB	≤-13	-22.12	-24.83	-29.93	-24.98	-28.48	-31.59	-31.88	-34.20	-36.69
High CH	0~10%OB	≤-5	-14.16	-16.55	-20.40	-18.69	-22.24	-26.89	-28.26	-30.66	-32.35
	>10%OB	≤-13	-18.77	-21.62	-27.63	-22.18	-25.91	-31.13	-31.21	-33.46	-33.54
Result			Compliance								

Mode			DFT-s-OFDM Module B NR Band n261 : BE (dBm) Full RB					
BW			300MHz			400MHz		
Limit (dBm)			QPSK	16QAM	64QAM	QPSK	16QAM	64QAM
Low CH	0~10%OB	≤-5	-24.49	-28.98	-31.21	-27.90	-28.32	-32.17
	>10%OB	≤-13	-31.38	-34.54	-38.14	-35.27	-38.14	-38.84
High CH	0~10%OB	≤-5	-24.06	-27.93	-33.35	-28.99	-31.66	-35.73
	>10%OB	≤-13	-23.53	-27.33	-34.55	-28.86	-29.62	-37.10
Result			Compliance					

Mode			CP-OFDM Module B NR Band n261 : BE (dBm) Full RB		
BW			50MHz	100MHz	200MHz
Limit (dBm)			QPSK	QPSK	QPSK
Low CH	0~10%OB	≤-5	-15.85	-20.75	-23.91
	>10%OB	≤-13	-22.54	-26.02	-28.01
High CH	0~10%OB	≤-5	-15.56	-19.19	-22.88
	>10%OB	≤-13	-20.25	-23.56	-26.91
Result			Compliance		

Mode			CP-OFDM Module B NR Band n261 : BE (dBm) Full RB	
BW			300MHz	400MHz
Limit (dBm)			QPSK	QPSK
Low CH	0~10%OB	≤-5	-24.84	-27.31
	>10%OB	≤-13	-25.94	-30.93
High CH	0~10%OB	≤-5	-20.75	-24.68
	>10%OB	≤-13	-20.59	-24.25
Result			Compliance	

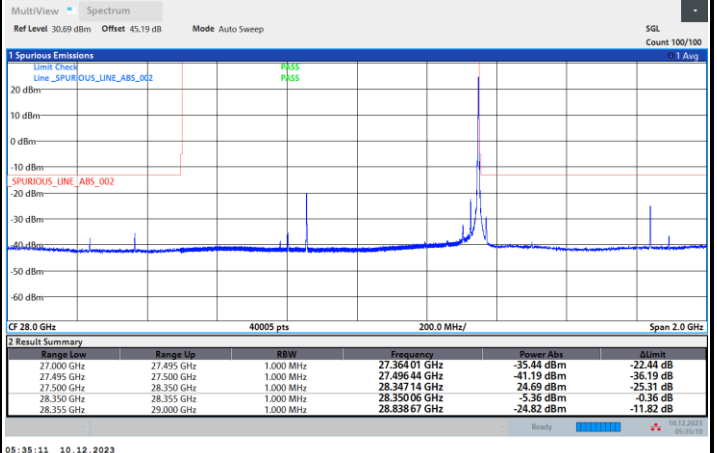
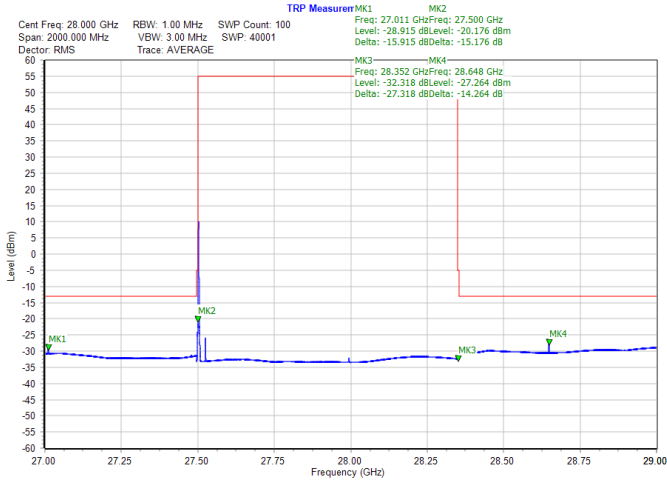


DFT-s-OFDM Module B

NR Band n261 / 50MHz / QPSK

Lowest Band Edge / 1 RB

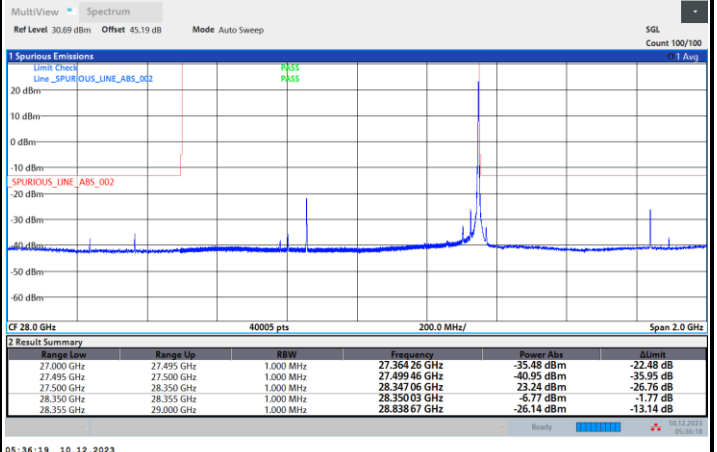
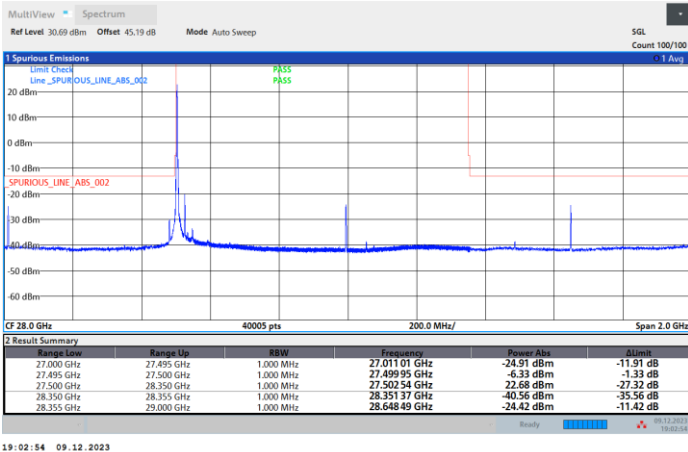
Highest Band Edge / 1 RB



NR Band n261 / 50MHz / 16QAM

Lowest Band Edge / 1 RB

Highest Band Edge / 1 RB



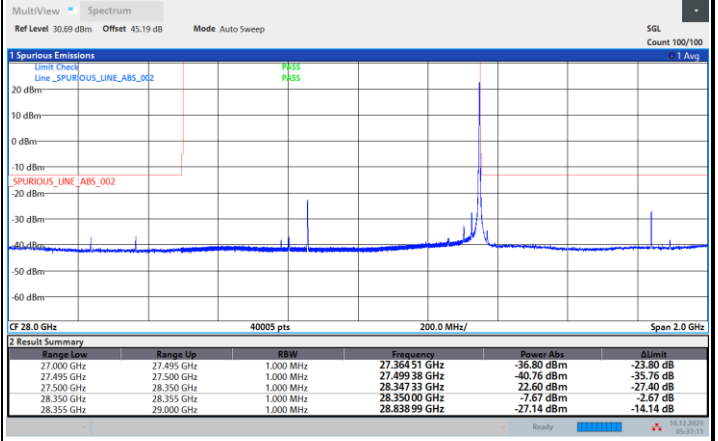
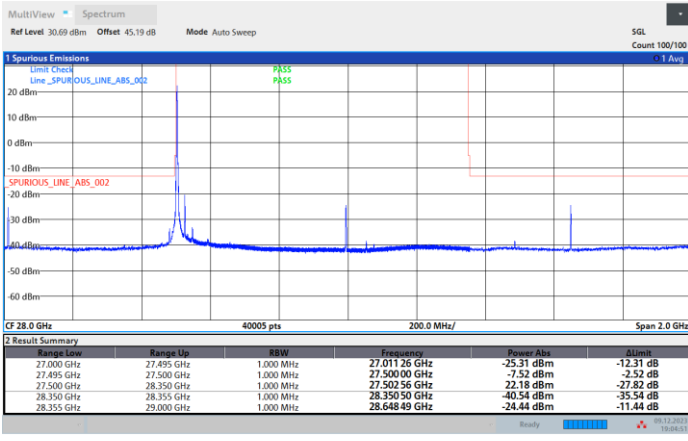


DFT-s-OFDM Module B

NR Band n261 / 50MHz / 64QAM

Lowest Band Edge / 1 RB

Highest Band Edge / 1 RB



NR Band n261 / 100MHz / QPSK

Lowest Band Edge / 1 RB

Highest Band Edge / 1 RB

