

Plot No.01 T-Coil Signal Test Report

Measurement performed on January 14, 2024

Device Under Test

Dimensions [mm]	Speaker Position [mm]
152.0 x 72.0 x 9.0	151.0

Hardware Setup

Probe Name	Probe Calibration Date	DAE Name	DAE Calibration Date
AM1DV3 - 3130	August 21, 2023	DAE3 Sn577	September 14, 2023

Communication Systems

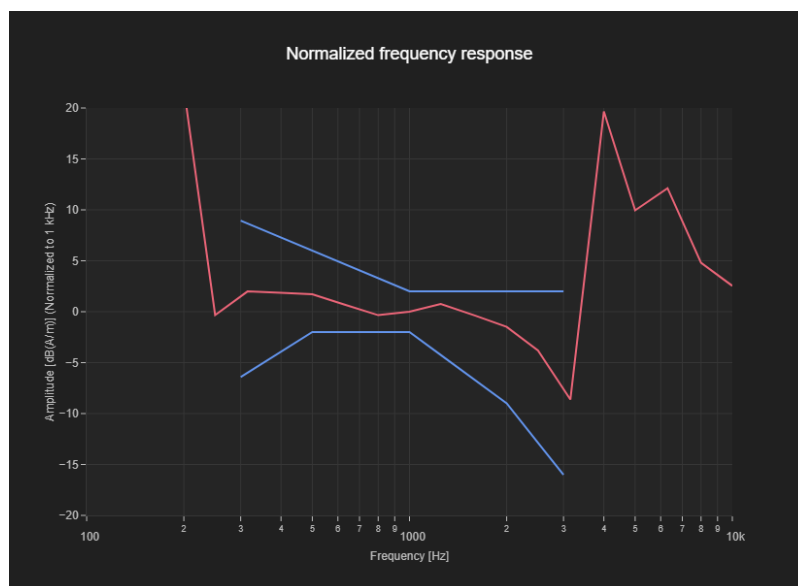
Band Name	Communication Systems Name	Channel	Frequency [MHz]
GSM 850	GSM-FDD (TDMA, GMSK)	189	836.4

Grid Settings

Extent X [mm]	Extent Y [mm]	Step X [mm]	Step Y [mm]	Distance [mm]
52.0	52.0	4.0	4.0	10.0

Results

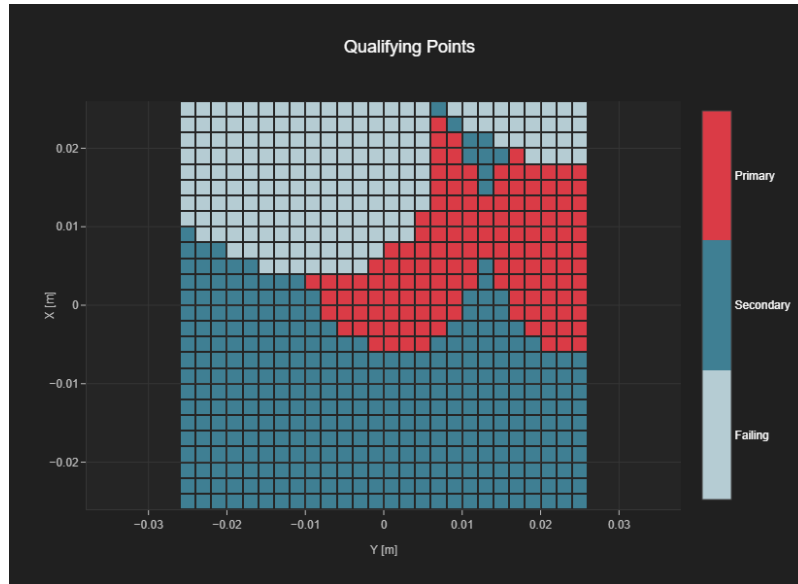
Audio File	Measurement Duration [s]	Margin Upper Bound [dB]	Margin Lower Bound [dB]
48k_voice_300-3000_2s.wav	2.0	1.25	1.66



Plot No.01 T-Coil Coupling Mode Test Report

Results

Primary Group Contiguous Point Count	Secondary Group Point Count	Secondary Group Max Longitudinal	Secondary Group Max Transverse
145	491	26	26



Plot No.02 T-Coil Signal Test Report

Measurement performed on January 14, 2024

Device Under Test

Dimensions [mm]	Speaker Position [mm]
152.0 x 72.0 x 9.0	151.0

Hardware Setup

Probe Name	Probe Calibration Date	DAE Name	DAE Calibration Date
AM1DV3 - 3130	August 21, 2023	DAE3 Sn577	September 14, 2023

Communication Systems

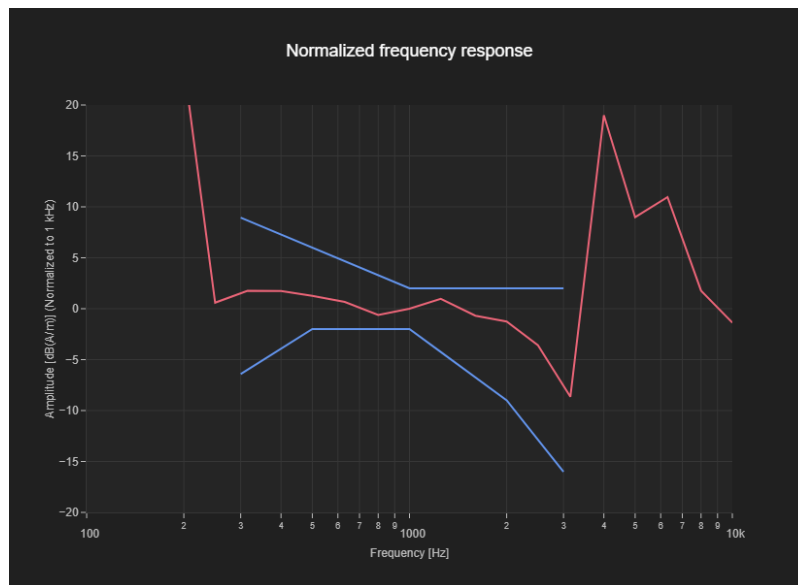
Band Name	Communication Systems Name	Channel	Frequency [MHz]
PCS 1900	GSM-FDD (TDMA, GMSK)	661	1880.0

Grid Settings

Extent X [mm]	Extent Y [mm]	Step X [mm]	Step Y [mm]	Distance [mm]
52.0	52.0	4.0	4.0	10.0

Results

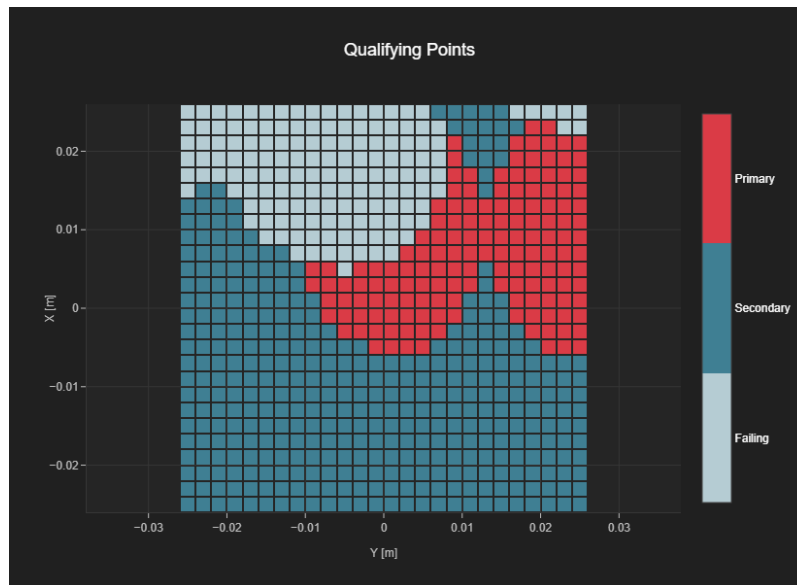
Audio File	Measurement Duration [s]	Margin Upper Bound [dB]	Margin Lower Bound [dB]
48k_voice_300-3000_2s.wav	2.0	1.02	1.38



Plot No.02 T-Coil Coupling Mode Test Report

Results

Primary Group Contiguous Point Count	Secondary Group Point Count	Secondary Group Max Longitudinal	Secondary Group Max Transverse
152	528	26	26



Plot No.03 T-Coil Signal Test Report

Measurement performed on January 16, 2024

Device Under Test

Dimensions [mm]	Speaker Position [mm]
152.0 x 72.0 x 9.0	151.0

Hardware Setup

Probe Name	Probe Calibration Date	DAE Name	DAE Calibration Date
AM1DV3 - 3130	August 21, 2023	DAE3 Sn577	September 14, 2023

Communication Systems

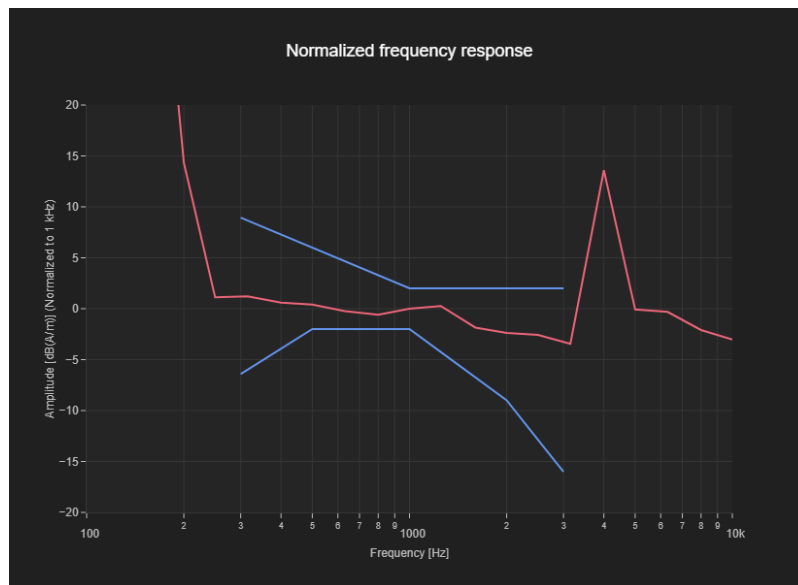
Band Name	Communication Systems Name	Channel	Frequency [MHz]
Band 2, UTRA/FDD	UMTS-FDD (WCDMA, AMR)	9400	1880.0

Grid Settings

Extent X [mm]	Extent Y [mm]	Step X [mm]	Step Y [mm]	Distance [mm]
52.0	52.0	4.0	4.0	10.0

Results

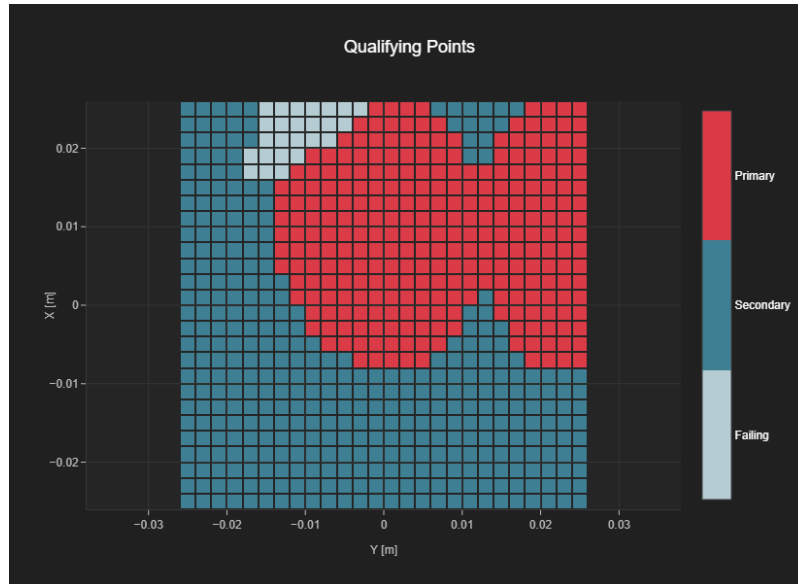
Audio File	Measurement Duration [s]	Margin Upper Bound [dB]	Margin Lower Bound [dB]
48k_voice_300-3000_2s.wav	2.0	1.74	1.41



Plot No.03 T-Coil Coupling Mode Test Report

Results

Primary Group Contiguous Point Count	Secondary Group Point Count	Secondary Group Max Longitudinal	Secondary Group Max Transverse
278	651	26	26



Plot No.04 T-Coil Signal Test Report

Measurement performed on January 16, 2024

Device Under Test

Dimensions [mm]	Speaker Position [mm]
152.0 x 72.0 x 9.0	151.0

Hardware Setup

Probe Name	Probe Calibration Date	DAE Name	DAE Calibration Date
AM1DV3 - 3130	August 21, 2023	DAE3 Sn577	September 14, 2023

Communication Systems

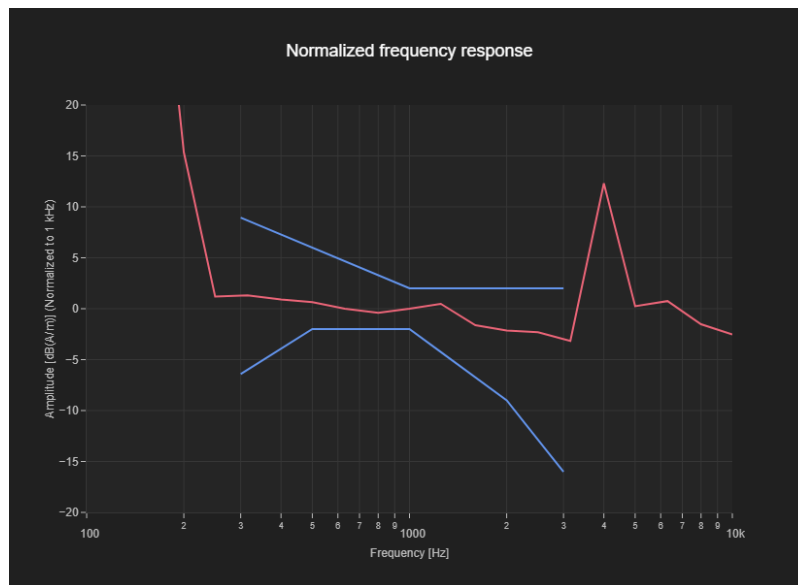
Band Name	Communication Systems Name	Channel	Frequency [MHz]
Band 4, UTRA/FDD	UMTS-FDD (WCDMA, AMR)	1413	1732.6

Grid Settings

Extent X [mm]	Extent Y [mm]	Step X [mm]	Step Y [mm]	Distance [mm]
52.0	52.0	4.0	4.0	10.0

Results

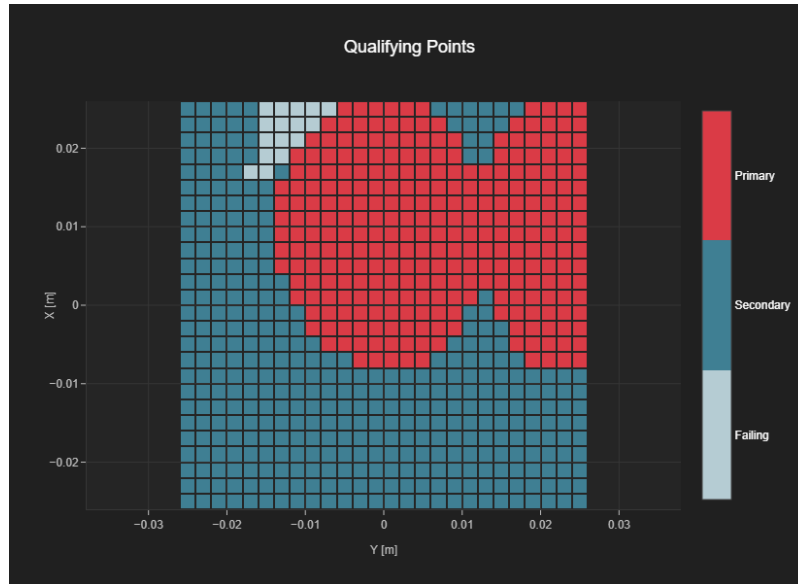
Audio File	Measurement Duration [s]	Margin Upper Bound [dB]	Margin Lower Bound [dB]
48k_voice_300-3000_2s.wav	2.0	1.52	1.59



Plot No.04 T-Coil Coupling Mode Test Report

Results

Primary Group Contiguous Point Count	Secondary Group Point Count	Secondary Group Max Longitudinal	Secondary Group Max Transverse
285	660	26	26



Plot No.05 T-Coil Signal Test Report

Measurement performed on January 14, 2024

Device Under Test

Dimensions [mm]	Speaker Position [mm]
152.0 x 72.0 x 9.0	151.0

Hardware Setup

Probe Name	Probe Calibration Date	DAE Name	DAE Calibration Date
AM1DV3 - 3130	August 21, 2023	DAE3 Sn577	September 14, 2023

Communication Systems

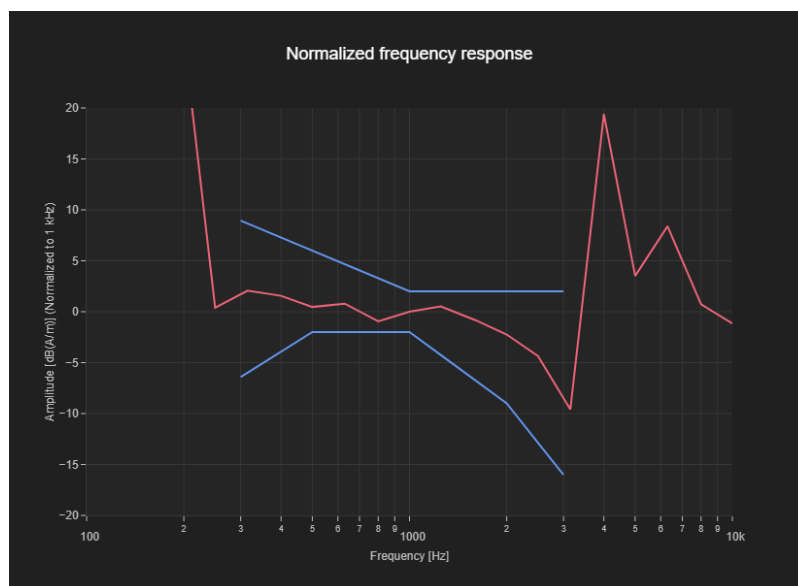
Band Name	Communication Systems Name	Channel	Frequency [MHz]
Band 5, UTRA/FDD	UMTS-FDD (WCDMA, AMR)	4182	836.4

Grid Settings

Extent X [mm]	Extent Y [mm]	Step X [mm]	Step Y [mm]	Distance [mm]
52.0	52.0	4.0	4.0	10.0

Results

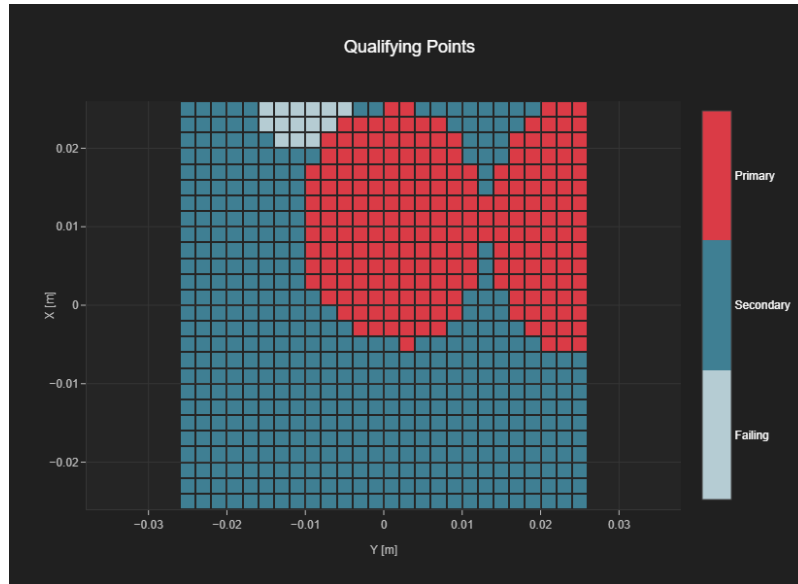
Audio File	Measurement Duration [s]	Margin Upper Bound [dB]	Margin Lower Bound [dB]
48k_voice_300-3000_2s.wav	2.0	1.47	1.06



Plot No.05 T-Coil Coupling Mode Test Report

Results

Primary Group Contiguous Point Count	Secondary Group Point Count	Secondary Group Max Longitudinal	Secondary Group Max Transverse
224	662	26	26



Plot No.06 T-Coil Signal Test Report

Measurement performed on January 16, 2024

Device Under Test

Dimensions [mm]	Speaker Position [mm]
152.0 x 72.0 x 9.0	151.0

Hardware Setup

Probe Name	Probe Calibration Date	DAE Name	DAE Calibration Date
AM1DV3 - 3130	August 21, 2023	DAE3 Sn577	September 14, 2023

Communication Systems

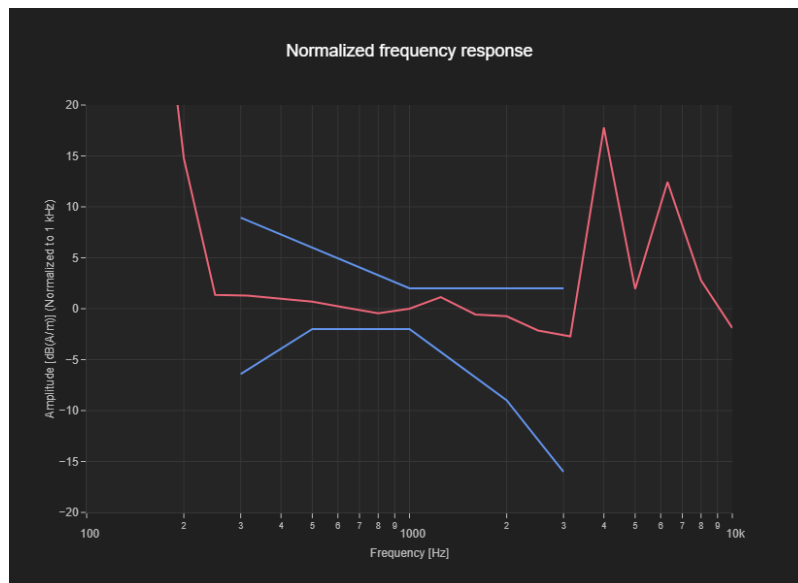
Band Name	Communication Systems Name	Channel	Frequency [MHz]
Band 7, E-UTRA/FDD	LTE-FDD (SC-FDMA, 1 RB, 20 MHz, 16-QAM)	21100	2535.0

Grid Settings

Extent X [mm]	Extent Y [mm]	Step X [mm]	Step Y [mm]	Distance [mm]
52.0	52.0	4.0	4.0	10.0

Results

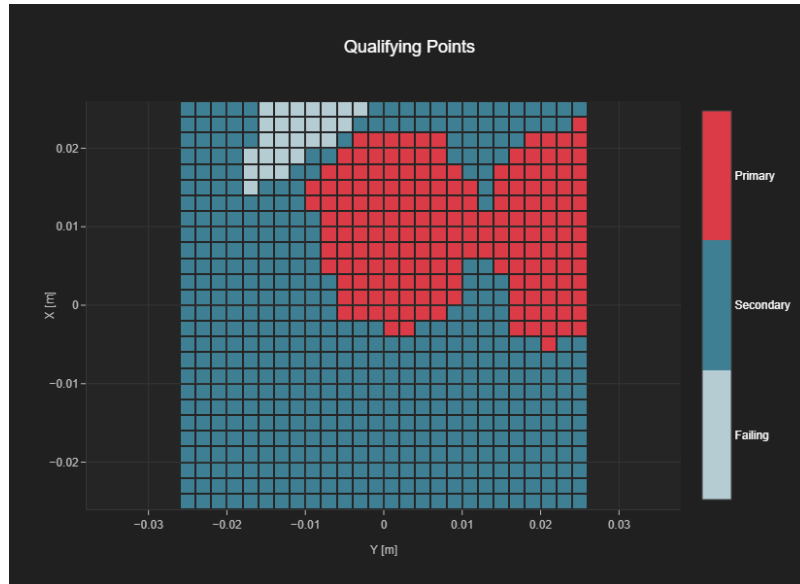
Audio File	Measurement Duration [s]	Margin Upper Bound [dB]	Margin Lower Bound [dB]
48k_voice_300-3000_2s.wav	2.0	0.87	1.56



Plot No.06 T-Coil Signal Test Report

Results

Primary Group Contiguous Point Count	Secondary Group Point Count	Secondary Group Max Longitudinal	Secondary Group Max Transverse
184	650	26	26



Plot No.07 T-Coil Signal Test Report

Measurement performed on January 16, 2024

Device Under Test

Dimensions [mm]	Speaker Position [mm]
152.0 x 72.0 x 9.0	151.0

Hardware Setup

Probe Name	Probe Calibration Date	DAE Name	DAE Calibration Date
AM1DV3 - 3130	August 21, 2023	DAE3 Sn577	September 14, 2023

Communication Systems

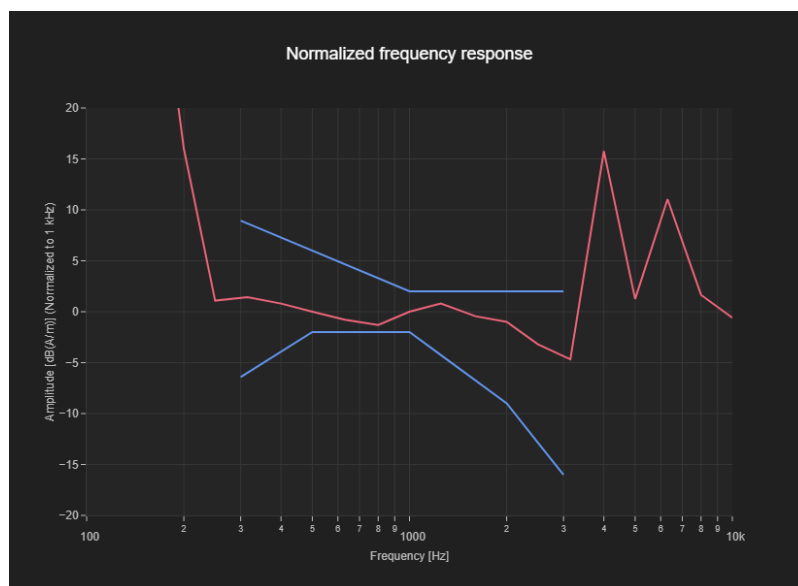
Band Name	Communication Systems Name	Channel	Frequency [MHz]
Band 12, E-UTRA/FDD	LTE-FDD (SC-FDMA, 1 RB, 1.4 MHz, QPSK)	23095	707.5

Grid Settings

Extent X [mm]	Extent Y [mm]	Step X [mm]	Step Y [mm]	Distance [mm]
52.0	52.0	4.0	4.0	10.0

Results

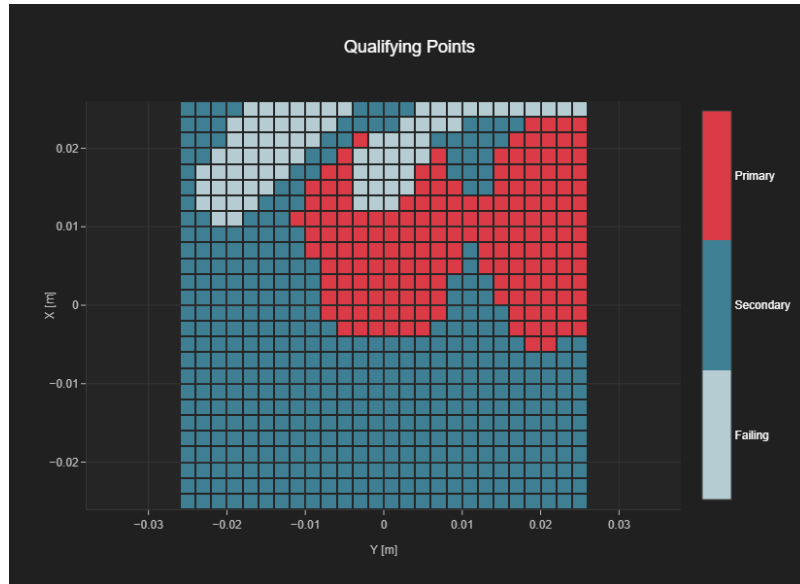
Audio File	Measurement Duration [s]	Margin Upper Bound [dB]	Margin Lower Bound [dB]
48k_voice_300-3000_2s.wav	2.0	1.19	0.69



Plot No.07 T-Coil Coupling Mode Test Report

Results

Primary Group Contiguous Point Count	Secondary Group Point Count	Secondary Group Max Longitudinal	Secondary Group Max Transverse
179	598	26	26



Plot No.08 T-Coil Signal Test Report

Measurement performed on January 16, 2024

Device Under Test

Dimensions [mm]	Speaker Position [mm]
152.0 x 72.0 x 9.0	151.0

Hardware Setup

Probe Name	Probe Calibration Date	DAE Name	DAE Calibration Date
AM1DV3 - 3130	August 21, 2023	DAE3 Sn577	September 14, 2023

Communication Systems

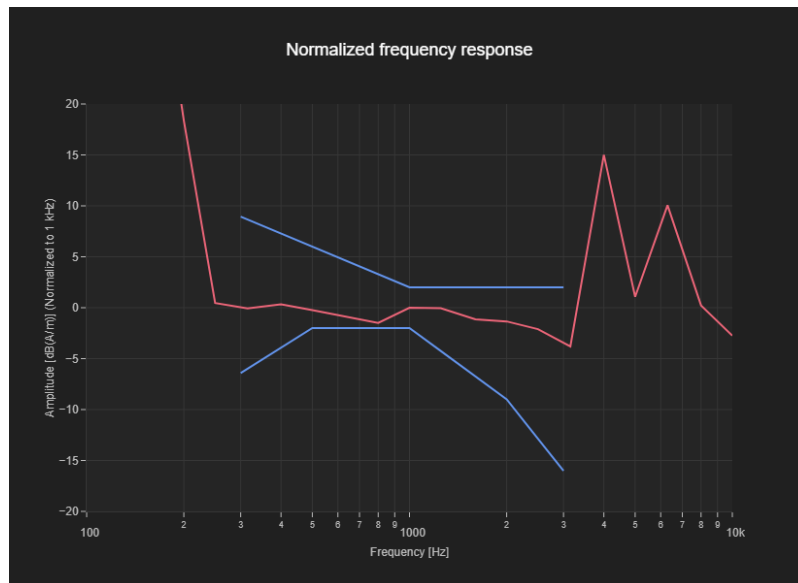
Band Name	Communication Systems Name	Channel	Frequency [MHz]
Band 13, E-UTRA/FDD	LTE-FDD (SC-FDMA, 100% RB, 10 MHz, QPSK)	23230	782.0

Grid Settings

Extent X [mm]	Extent Y [mm]	Step X [mm]	Step Y [mm]	Distance [mm]
52.0	52.0	4.0	4.0	10.0

Results

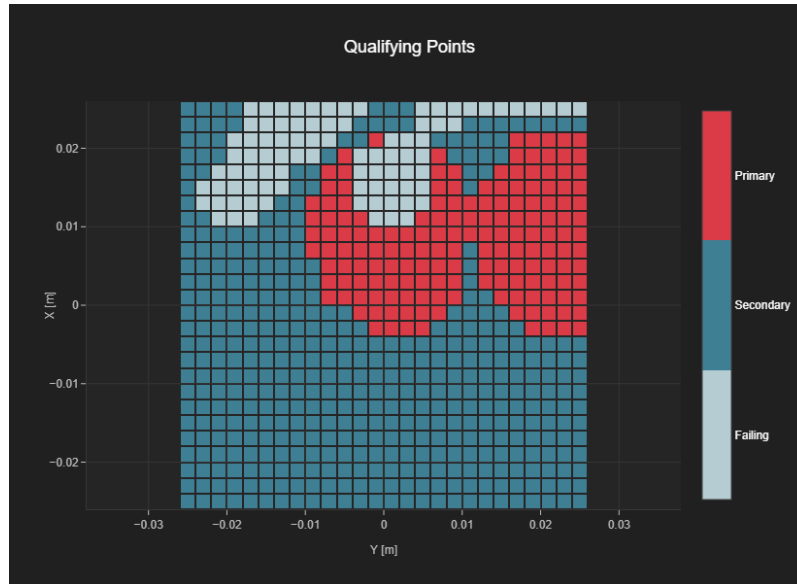
Audio File	Measurement Duration [s]	Margin Upper Bound [dB]	Margin Lower Bound [dB]
48k_voice_300-3000_2s.wav	2.0	2.0	0.51



Plot No.08 T-Coil Coupling Mode Test Report

Results

Primary Group Contiguous Point Count	Secondary Group Point Count	Secondary Group Max Longitudinal	Secondary Group Max Transverse
163	589	26	26



Plot No.09 T-Coil Signal Test Report

Measurement performed on January 16, 2024

Device Under Test

Dimensions [mm]	Speaker Position [mm]
152.0 x 72.0 x 9.0	151.0

Hardware Setup

Probe Name	Probe Calibration Date	DAE Name	DAE Calibration Date
AM1DV3 - 3130	August 21, 2023	DAE3 Sn577	September 14, 2023

Communication Systems

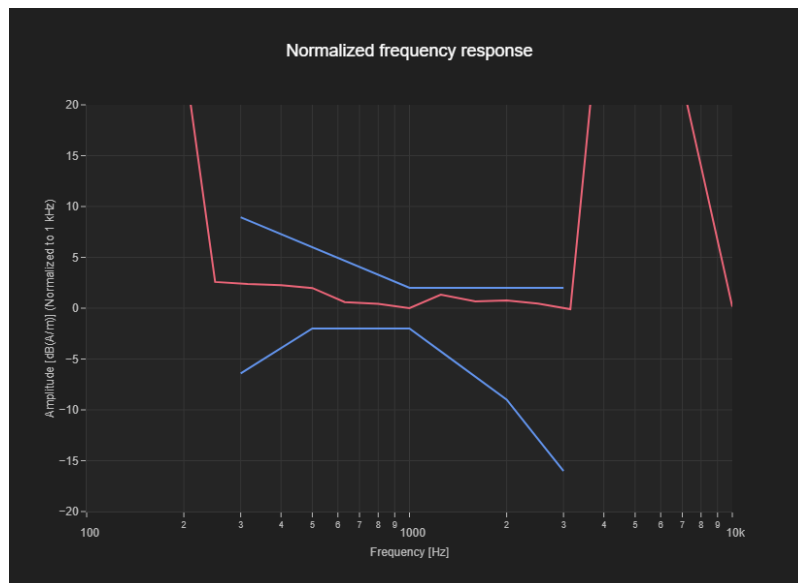
Band Name	Communication Systems Name	Channel	Frequency [MHz]
Band 14, E-UTRA/FDD	LTE-FDD (SC-FDMA, 1 RB, 10 MHz, QPSK)	23330	793.0

Grid Settings

Extent X [mm]	Extent Y [mm]	Step X [mm]	Step Y [mm]	Distance [mm]
52.0	52.0	4.0	4.0	10.0

Results

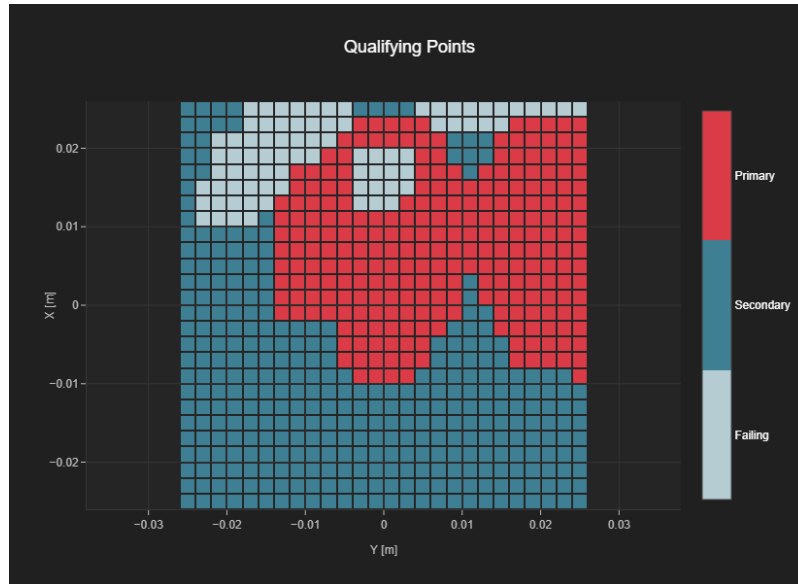
Audio File	Measurement Duration [s]	Margin Upper Bound [dB]	Margin Lower Bound [dB]
48k_voice_300-3000_2s.wav	2.0	0.67	2.0



Plot No.09 T-Coil Coupling Mode Test Report

Results

Primary Group Contiguous Point Count	Secondary Group Point Count	Secondary Group Max Longitudinal	Secondary Group Max Transverse
255	596	26	26



Plot No.10 T-Coil Signal Test Report

Measurement performed on January 14, 2024

Device Under Test

Dimensions [mm]	Speaker Position [mm]
152.0 x 72.0 x 9.0	151.0

Hardware Setup

Probe Name	Probe Calibration Date	DAE Name	DAE Calibration Date
AM1DV3 - 3130	August 21, 2023	DAE3 Sn577	September 14, 2023

Communication Systems

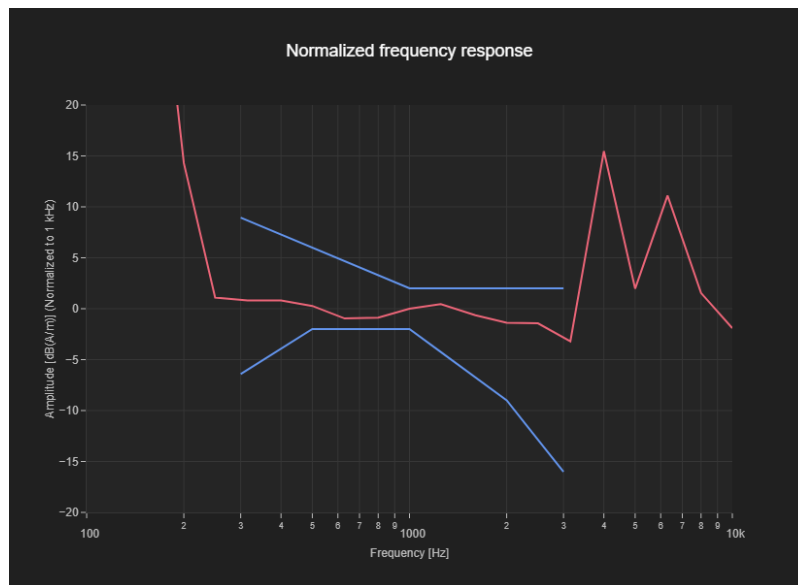
Band Name	Communication Systems Name	Channel	Frequency [MHz]
Band 25, E-UTRA/FDD	LTE-FDD (SC-FDMA, 1 RB, 20 MHz, QPSK)	26340	1880.0

Grid Settings

Extent X [mm]	Extent Y [mm]	Step X [mm]	Step Y [mm]	Distance [mm]
52.0	52.0	4.0	4.0	10.0

Results

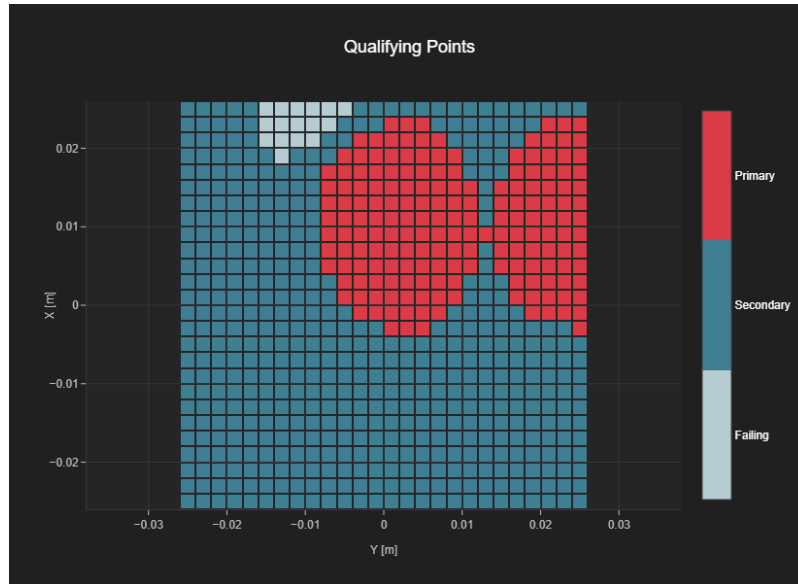
Audio File	Measurement Duration [s]	Margin Upper Bound [dB]	Margin Lower Bound [dB]
48k_voice_300-3000_2s.wav	2.0	1.55	1.04



Plot No.10 T-Coil Coupling Mode Test Report

Results

Primary Group Contiguous Point Count	Secondary Group Point Count	Secondary Group Max Longitudinal	Secondary Group Max Transverse
180	660	26	26



Plot No.11 T-Coil Signal Test Report

Measurement performed on January 17, 2024

Device Under Test

Dimensions [mm]	Speaker Position [mm]
152.0 x 72.0 x 9.0	151.0

Hardware Setup

Probe Name	Probe Calibration Date	DAE Name	DAE Calibration Date
AM1DV3 - 3130	August 21, 2023	DAE3 Sn577	September 14, 2023

Communication Systems

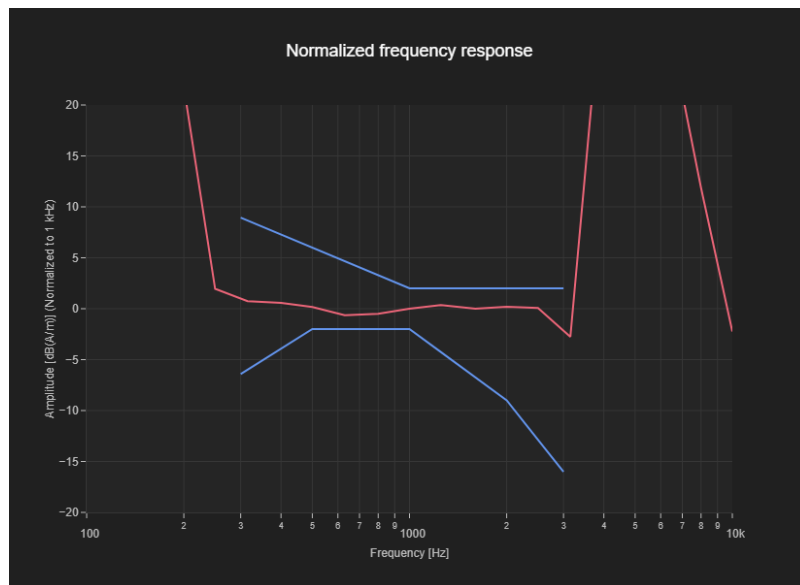
Band Name	Communication Systems Name	Channel	Frequency [MHz]
Band 26 E-UTRA/FDD	LTE-FDD (SC-FDMA, 1 RB, 15 MHz, QPSK)	26865	831.5

Grid Settings

Extent X [mm]	Extent Y [mm]	Step X [mm]	Step Y [mm]	Distance [mm]
52.0	52.0	4.0	4.0	10.0

Results

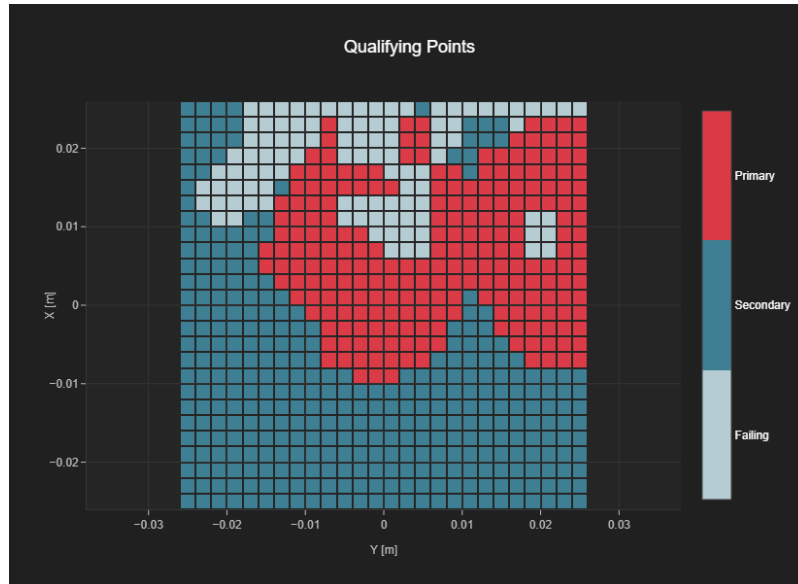
Audio File	Measurement Duration [s]	Margin Upper Bound [dB]	Margin Lower Bound [dB]
48k_voice_300-3000_2s.wav	2.0	1.64	1.36



Plot No.11 T-Coil Coupling Mode Test Report

Results

Primary Group Contiguous Point Count	Secondary Group Point Count	Secondary Group Max Longitudinal	Secondary Group Max Transverse
230	575	26	26



Plot No.12 T-Coil Signal Test Report

Measurement performed on January 16, 2024

Device Under Test

Dimensions [mm]	Speaker Position [mm]
152.0 x 72.0 x 9.0	151.0

Hardware Setup

Probe Name	Probe Calibration Date	DAE Name	DAE Calibration Date
AM1DV3 - 3130	August 21, 2023	DAE3 Sn577	September 14, 2023

Communication Systems

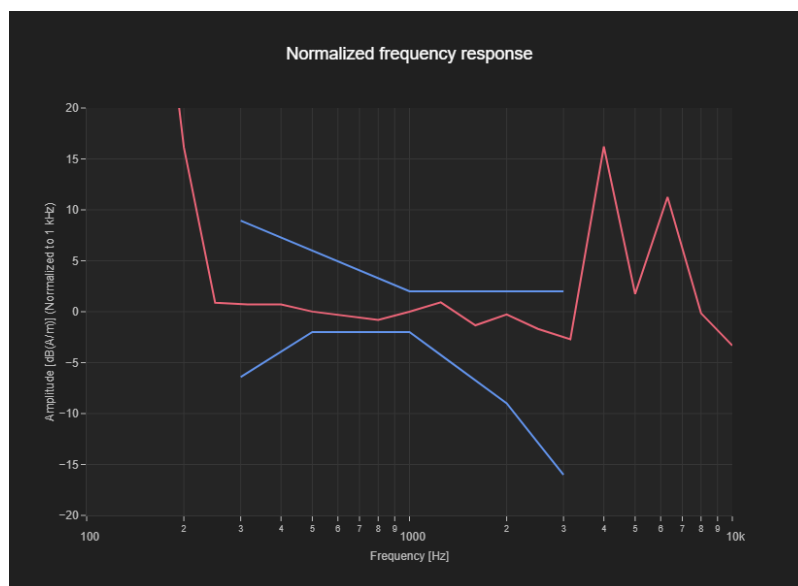
Band Name	Communication Systems Name	Channel	Frequency [MHz]
Band 30, E-UTRA/FDD	LTE-FDD (SC-FDMA, 1 RB, 10 MHz, QPSK)	27710	2310.0

Grid Settings

Extent X [mm]	Extent Y [mm]	Step X [mm]	Step Y [mm]	Distance [mm]
52.0	52.0	4.0	4.0	10.0

Results

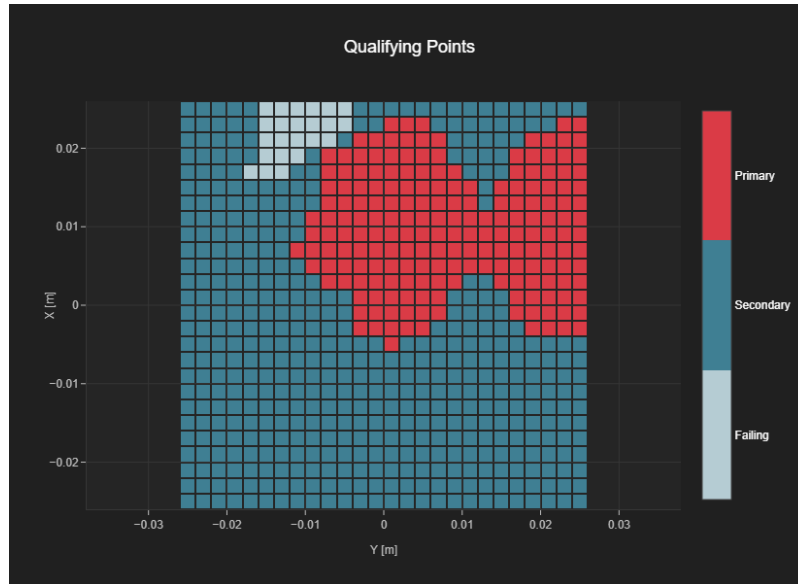
Audio File	Measurement Duration [s]	Margin Upper Bound [dB]	Margin Lower Bound [dB]
48k_voice_300-3000_2s.wav	2.0	1.08	1.19



Plot No.12 T-Coil Coupling Mode Test Report

Results

Primary Group Contiguous Point Count	Secondary Group Point Count	Secondary Group Max Longitudinal	Secondary Group Max Transverse
194	653	26	26



Plot No.13 T-Coil Signal Test Report

Measurement performed on January 15, 2024

Device Under Test

Dimensions [mm]	Speaker Position [mm]
152.0 x 72.0 x 9.0	151.0

Hardware Setup

Probe Name	Probe Calibration Date	DAE Name	DAE Calibration Date
AM1DV3 - 3130	August 21, 2023	DAE3 Sn577	September 14, 2023

Communication Systems

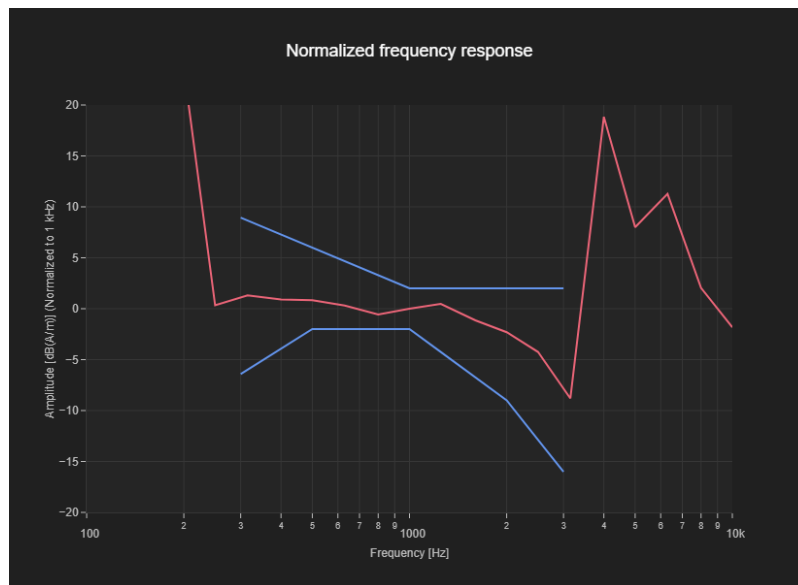
Band Name	Communication Systems Name	Channel	Frequency [MHz]
Band 41, E-UTRA/TDD	LTE-TDD (SC-FDMA, 1 RB, 20 MHz, QPSK)	40620	2593.0

Grid Settings

Extent X [mm]	Extent Y [mm]	Step X [mm]	Step Y [mm]	Distance [mm]
52.0	52.0	4.0	4.0	10.0

Results

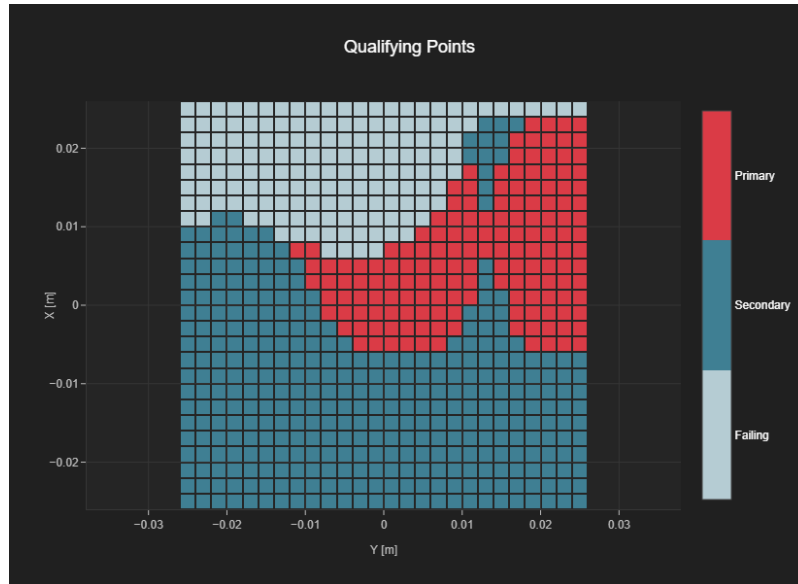
Audio File	Measurement Duration [s]	Margin Upper Bound [dB]	Margin Lower Bound [dB]
48k_voice_300-3000_2s.wav	2.0	1.52	1.44



Plot No.13 T-Coil Coupling Mode Test Report

Results

Primary Group Contiguous Point Count	Secondary Group Point Count	Secondary Group Max Longitudinal	Secondary Group Max Transverse
159	516	25	26



Plot No.14 T-Coil Signal Test Report

Measurement performed on January 17, 2024

Device Under Test

Dimensions [mm]	Speaker Position [mm]
152.0 x 72.0 x 9.0	151.0

Hardware Setup

Probe Name	Probe Calibration Date	DAE Name	DAE Calibration Date
AM1DV3 - 3130	August 21, 2023	DAE3 Sn577	September 14, 2023

Communication Systems

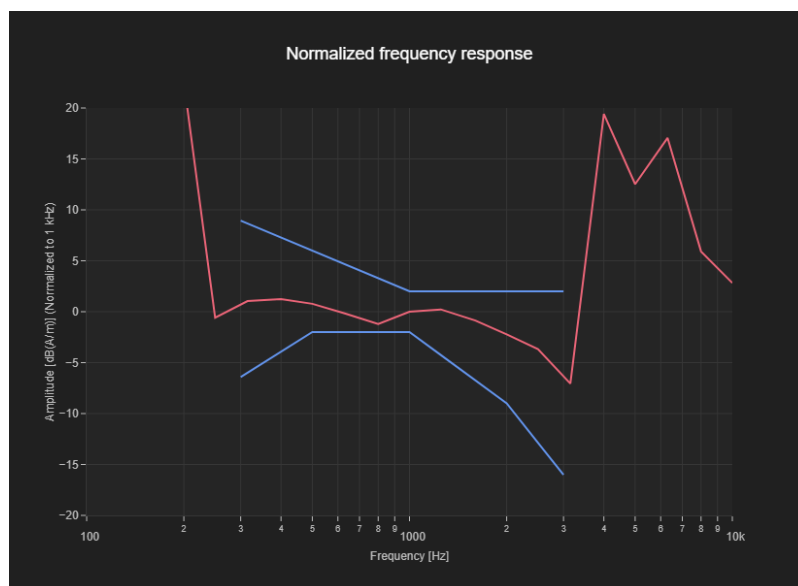
Band Name	Communication Systems Name	Channel	Frequency [MHz]
Band 48, E-UTRA/TDD	LTE-TDD (SC-FDMA, 1 RB, 20 MHz, QPSK)	55830	3609.0

Grid Settings

Extent X [mm]	Extent Y [mm]	Step X [mm]	Step Y [mm]	Distance [mm]
52.0	52.0	4.0	4.0	10.0

Results

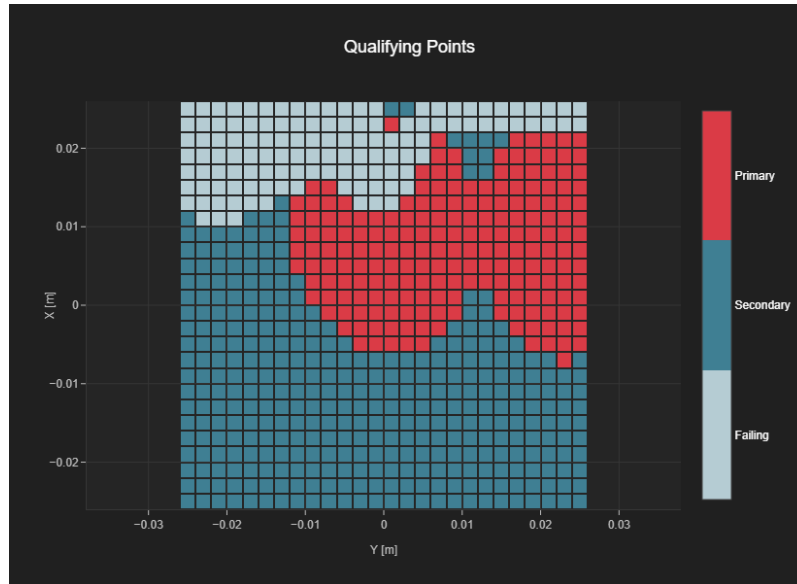
Audio File	Measurement Duration [s]	Margin Upper Bound [dB]	Margin Lower Bound [dB]
48k_voice_300-3000_2s.wav	2.0	1.78	0.79



Plot No.14 T-Coil Coupling Mode Test Report

Results

Primary Group Contiguous Point Count	Secondary Group Point Count	Secondary Group Max Longitudinal	Secondary Group Max Transverse
200	555	24	26



Plot No.15 T-Coil Signal Test Report

Measurement performed on January 17, 2024

Device Under Test

Dimensions [mm]	Speaker Position [mm]
152.0 x 72.0 x 9.0	151.0

Hardware Setup

Probe Name	Probe Calibration Date	DAE Name	DAE Calibration Date
AM1DV3 - 3130	August 21, 2023	DAE3 Sn577	September 14, 2023

Communication Systems

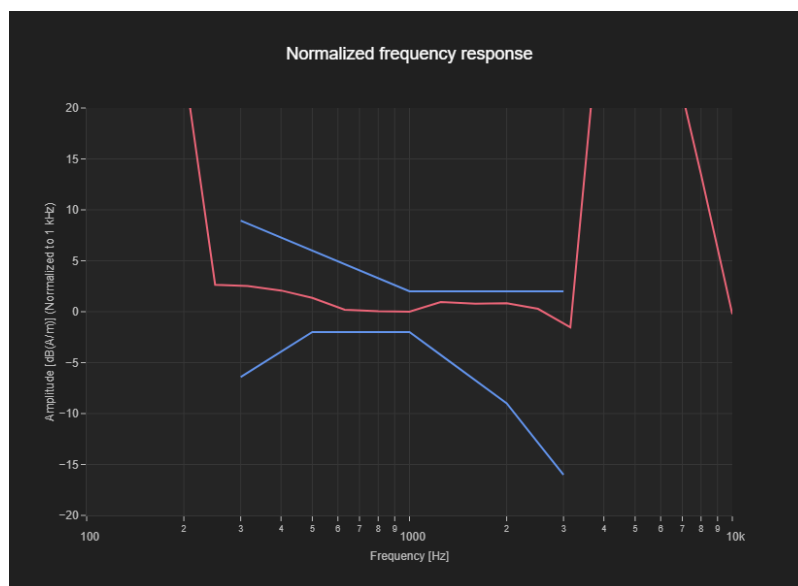
Band Name	Communication Systems Name	Channel	Frequency [MHz]
Band 66, E-UTRA/FDD	LTE-FDD (SC-FDMA, 1 RB, 20 MHz, QPSK)	132322	1745.0

Grid Settings

Extent X [mm]	Extent Y [mm]	Step X [mm]	Step Y [mm]	Distance [mm]
52.0	52.0	4.0	4.0	10.0

Results

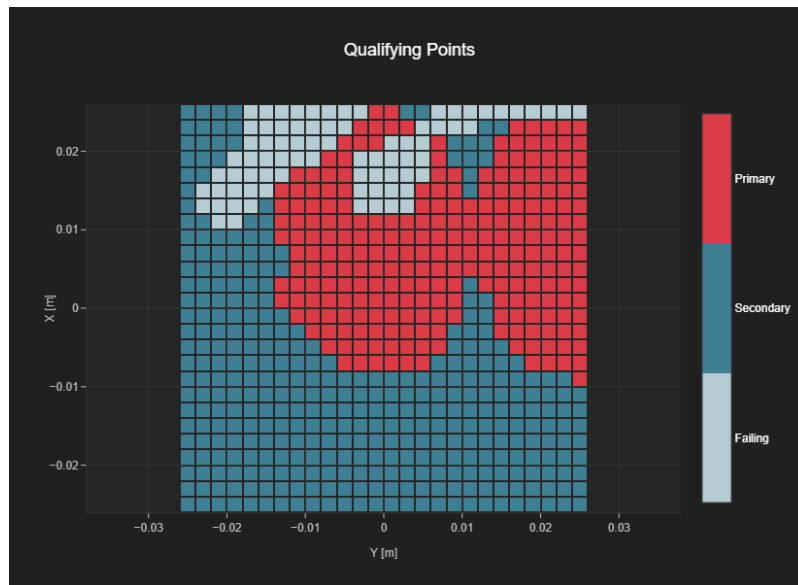
Audio File	Measurement Duration [s]	Margin Upper Bound [dB]	Margin Lower Bound [dB]
48k_voice_300-3000_2s.wav	2.0	1.06	2.0



Plot No.15 T-Coil Coupling Mode Test Report

Results

Primary Group Contiguous Point Count	Secondary Group Point Count	Secondary Group Max Longitudinal	Secondary Group Max Transverse
245	598	26	26



Plot No.16 T-Coil Signal Test Report

Measurement performed on January 17, 2024

Device Under Test

Dimensions [mm]	Speaker Position [mm]
152.0 x 72.0 x 9.0	151.0

Hardware Setup

Probe Name	Probe Calibration Date	DAE Name	DAE Calibration Date
AM1DV3 - 3130	August 21, 2023	DAE3 Sn577	September 14, 2023

Communication Systems

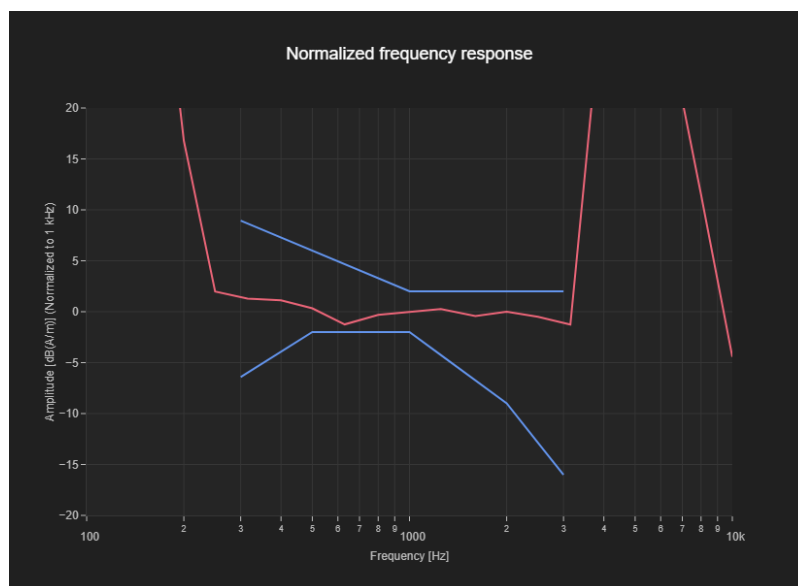
Band Name	Communication Systems Name	Channel	Frequency [MHz]
Band 71, E-UTRA/FDD	LTE-FDD (SC-FDMA, 1 RB, 20 MHz, QPSK)	133297	680.5

Grid Settings

Extent X [mm]	Extent Y [mm]	Step X [mm]	Step Y [mm]	Distance [mm]
52.0	52.0	4.0	4.0	10.0

Results

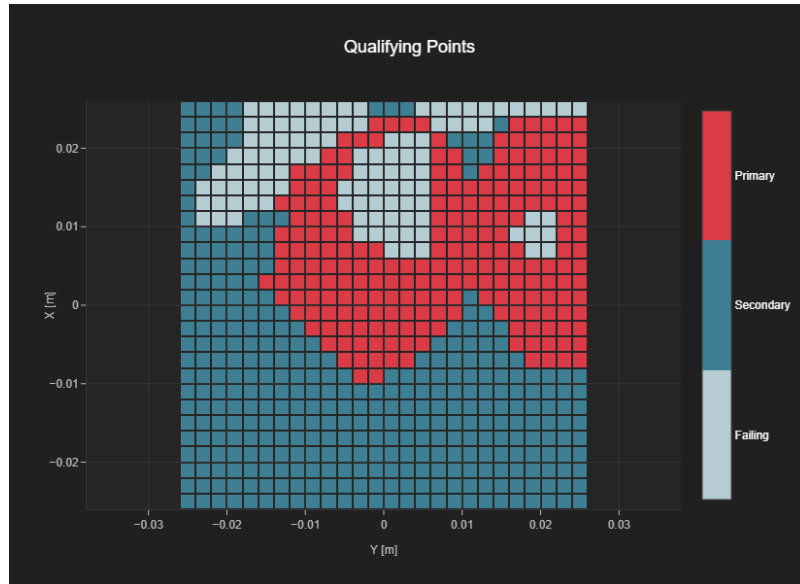
Audio File	Measurement Duration [s]	Margin Upper Bound [dB]	Margin Lower Bound [dB]
48k_voice_300-3000_2s.wav	2.0	1.74	0.75



Plot No.16 T-Coil Coupling Mode Test Report

Results

Primary Group Contiguous Point Count	Secondary Group Point Count	Secondary Group Max Longitudinal	Secondary Group Max Transverse
222	569	26	26



Plot No.17 T-Coil Signal Test Report

Measurement performed on January 22, 2024

Device Under Test

Dimensions [mm]	Speaker Position [mm]
152.0 x 72.0 x 9.0	151.0

Hardware Setup

Probe Name	Probe Calibration Date	DAE Name	DAE Calibration Date
AM1DV3 - 3130	August 21, 2023	DAE3 Sn577	September 14, 2023

Communication Systems

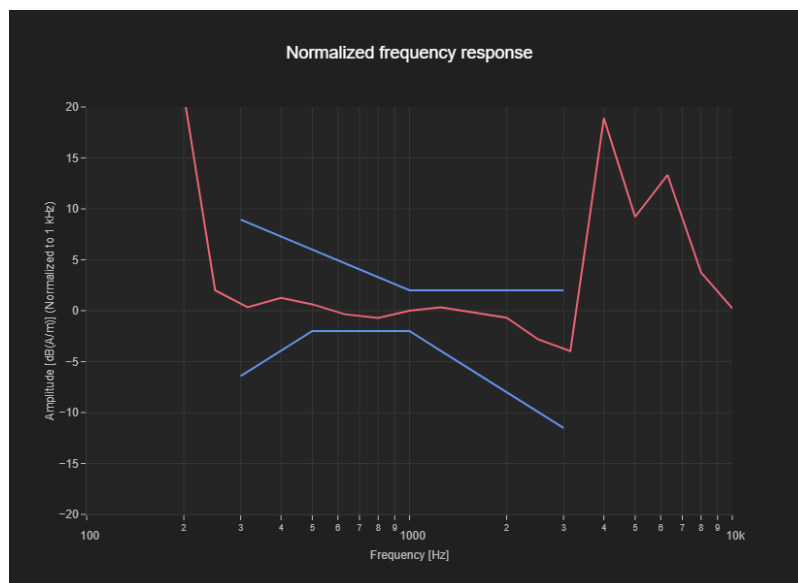
Band Name	Communication Systems Name	Channel	Frequency [MHz]
Band n7	5G NR (DFT-s-OFDM, 1 RB, 50 MHz, QPSK, 15 kHz)	507000	2535.0

Grid Settings

Extent X [mm]	Extent Y [mm]	Step X [mm]	Step Y [mm]	Distance [mm]
52.0	52.0	4.0	4.0	10.0

Results

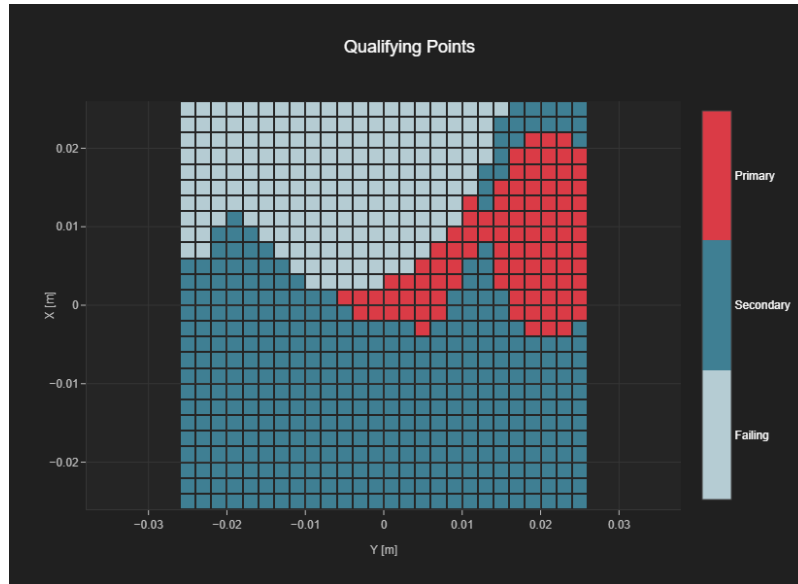
Audio File	Measurement Duration [s]	Margin Upper Bound [dB]	Margin Lower Bound [dB]
48k_voice_300-3000_2s.wav	2.0	1.67	1.28



Plot No.17 T-Coil Coupling Mode Test Report

Results

Primary Group Contiguous Point Count	Secondary Group Point Count	Secondary Group Max Longitudinal	Secondary Group Max Transverse
99	483	26	26



Plot No.18 T-Coil Signal Test Report

Measurement performed on January 22, 2024

Device Under Test

Dimensions [mm]	Speaker Position [mm]
152.0 x 72.0 x 9.0	151.0

Hardware Setup

Probe Name	Probe Calibration Date	DAE Name	DAE Calibration Date
AM1DV3 - 3130	August 21, 2023	DAE3 Sn577	September 14, 2023

Communication Systems

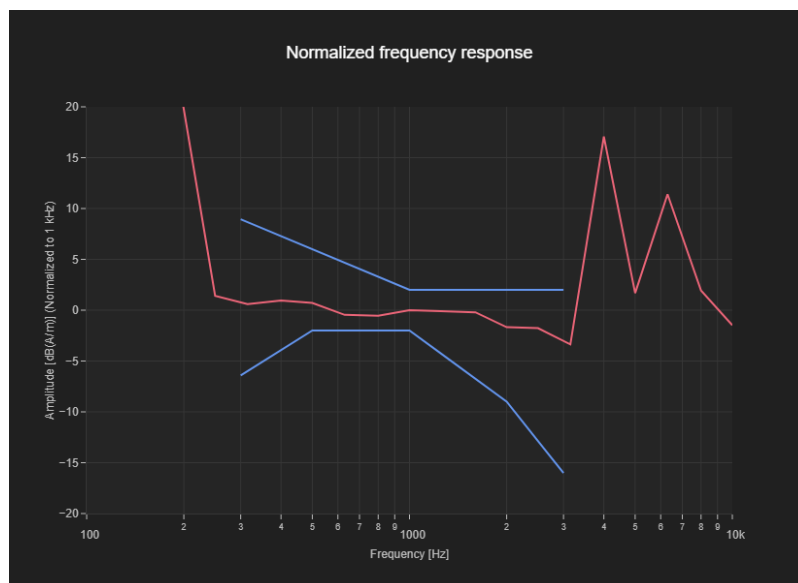
Band Name	Communication Systems Name	Channel	Frequency [MHz]
Band n12	5G NR (DFT-s-OFDM, 1 RB, 15 MHz, QPSK, 15 kHz)	141500	707.5

Grid Settings

Extent X [mm]	Extent Y [mm]	Step X [mm]	Step Y [mm]	Distance [mm]
52.0	52.0	4.0	4.0	10.0

Results

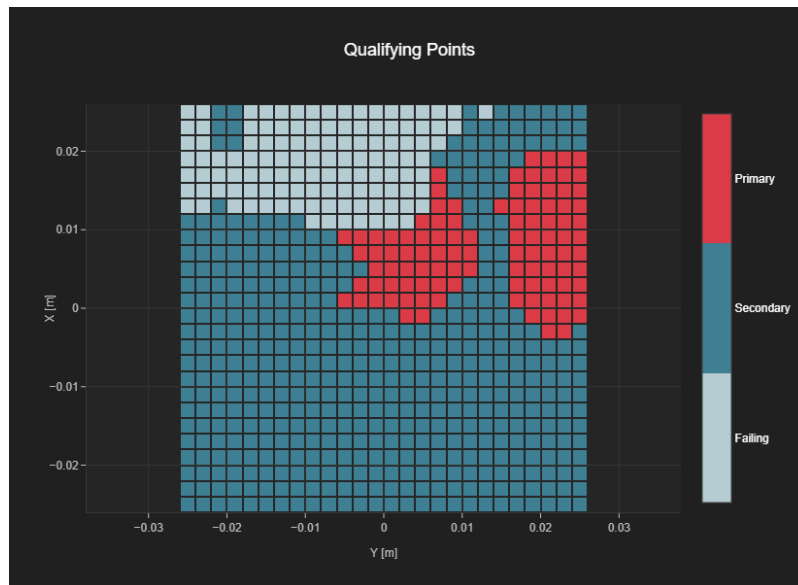
Audio File	Measurement Duration [s]	Margin Upper Bound [dB]	Margin Lower Bound [dB]
48k_voice_300-3000_2s.wav	2.0	2.0	1.46



Plot No.18 T-Coil Coupling Mode Test Report

Results

Primary Group Contiguous Point Count	Secondary Group Point Count	Secondary Group Max Longitudinal	Secondary Group Max Transverse
103	558	26	26



Plot No.19 T-Coil Signal Test Report

Measurement performed on January 22, 2024

Device Under Test

Dimensions [mm]	Speaker Position [mm]
152.0 x 72.0 x 9.0	151.0

Hardware Setup

Probe Name	Probe Calibration Date	DAE Name	DAE Calibration Date
AM1DV3 - 3130	August 21, 2023	DAE3 Sn577	September 14, 2023

Communication Systems

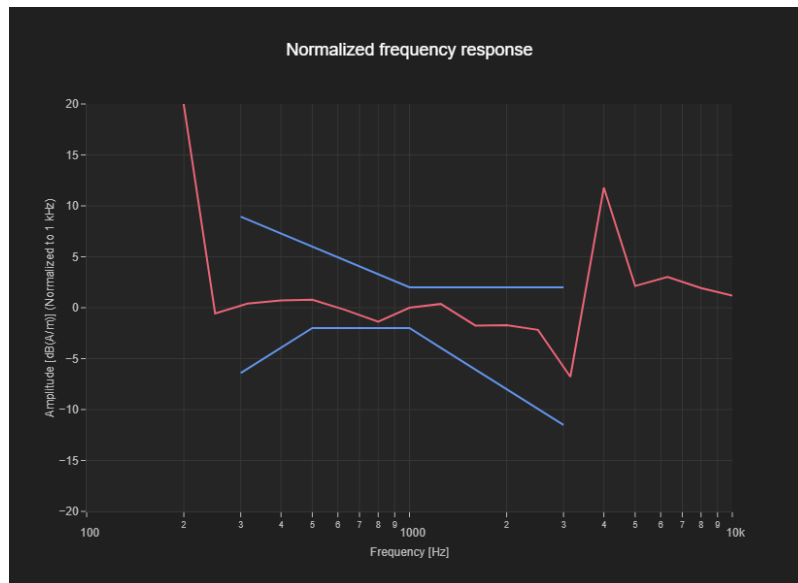
Band Name	Communication Systems Name	Channel	Frequency [MHz]
Band n14	5G NR (DFT-s-OFDM, 1 RB, 10 MHz, QPSK, 15 kHz)	158600	793.0

Grid Settings

Extent X [mm]	Extent Y [mm]	Step X [mm]	Step Y [mm]	Distance [mm]
52.0	52.0	4.0	4.0	10.0

Results

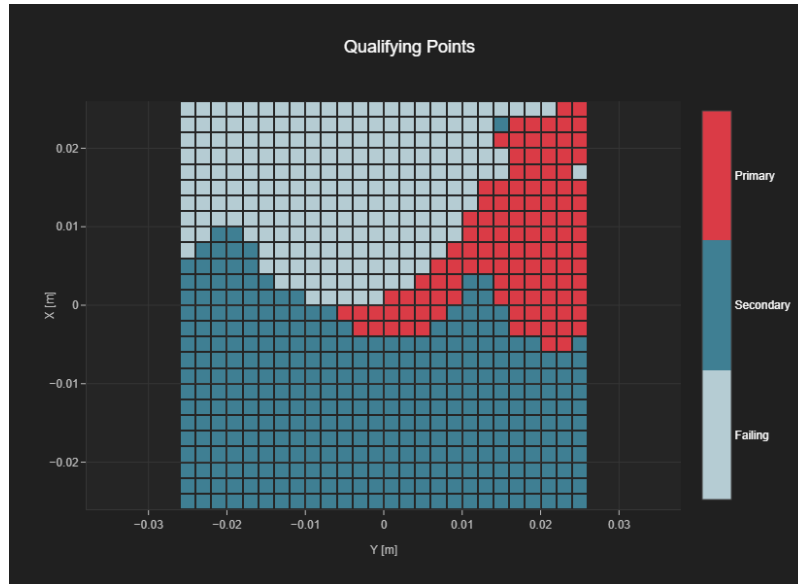
Audio File	Measurement Duration [s]	Margin Upper Bound [dB]	Margin Lower Bound [dB]
48k_voice_300-3000_2s.wav	2.0	1.63	0.63



Plot No.19 T-Coil Coupling Mode Test Report

Results

Primary Group Contiguous Point Count	Secondary Group Point Count	Secondary Group Max Longitudinal	Secondary Group Max Transverse
115	459	26	26



Plot No.20 T-Coil Signal Test Report

Measurement performed on January 22, 2024

Device Under Test

Dimensions [mm]	Speaker Position [mm]
152.0 x 72.0 x 9.0	151.0

Hardware Setup

Probe Name	Probe Calibration Date	DAE Name	DAE Calibration Date
AM1DV3 - 3130	August 21, 2023	DAE3 Sn577	September 14, 2023

Communication Systems

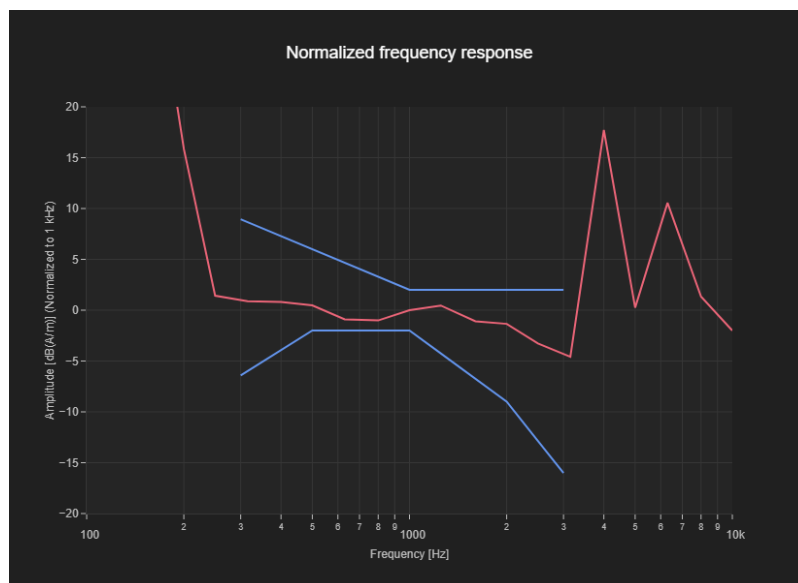
Band Name	Communication Systems Name	Channel	Frequency [MHz]
Band n25	5G NR (DFT-s-OFDM, 1 RB, 40 MHz, QPSK, 15 kHz)	376500	1882.5

Grid Settings

Extent X [mm]	Extent Y [mm]	Step X [mm]	Step Y [mm]	Distance [mm]
52.0	52.0	4.0	4.0	10.0

Results

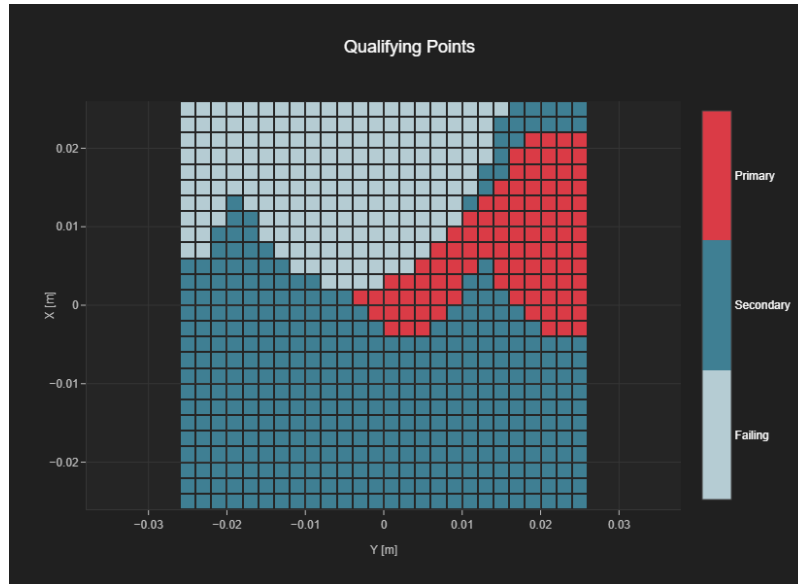
Audio File	Measurement Duration [s]	Margin Upper Bound [dB]	Margin Lower Bound [dB]
48k_voice_300-3000_2s.wav	2.0	1.54	0.99



Plot No.20 T-Coil Coupling Mode Test Report

Results

Primary Group Contiguous Point Count	Secondary Group Point Count	Secondary Group Max Longitudinal	Secondary Group Max Transverse
102	486	26	26



Plot No.21 T-Coil Signal Test Report

Measurement performed on January 22, 2024

Device Under Test

Dimensions [mm]	Speaker Position [mm]
152.0 x 72.0 x 9.0	151.0

Hardware Setup

Probe Name	Probe Calibration Date	DAE Name	DAE Calibration Date
AM1DV3 - 3130	August 21, 2023	DAE3 Sn577	September 14, 2023

Communication Systems

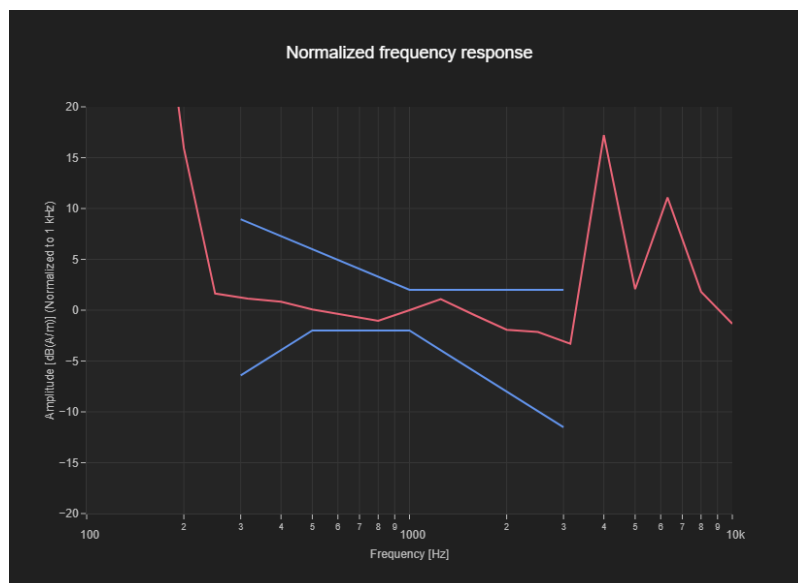
Band Name	Communication Systems Name	Channel	Frequency [MHz]
Band n26	5G NR (DFT-s-OFDM, 1 RB, 20 MHz, QPSK, 15 kHz)	166300	831.5

Grid Settings

Extent X [mm]	Extent Y [mm]	Step X [mm]	Step Y [mm]	Distance [mm]
52.0	52.0	4.0	4.0	10.0

Results

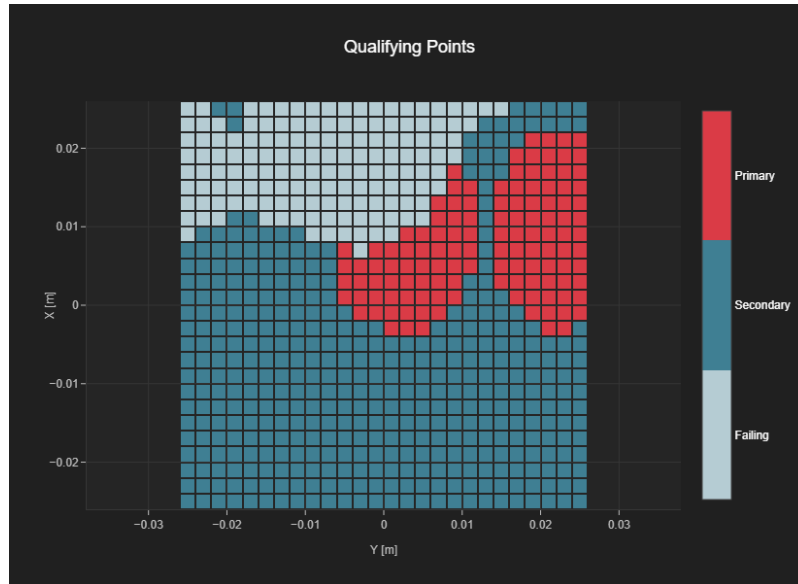
Audio File	Measurement Duration [s]	Margin Upper Bound [dB]	Margin Lower Bound [dB]
48k_voice_300-3000_2s.wav	2.0	0.92	0.95



Plot No.21 T-Coil Coupling Mode Test Report

Results

Primary Group Contiguous Point Count	Secondary Group Point Count	Secondary Group Max Longitudinal	Secondary Group Max Transverse
123	531	26	26



Plot No.22 T-Coil Signal Test Report

Measurement performed on January 22, 2024

Device Under Test

Dimensions [mm]	Speaker Position [mm]
152.0 x 72. x 9.0	151.0

Hardware Setup

Probe Name	Probe Calibration Date	DAE Name	DAE Calibration Date
AM1DV3 - 3130	August 21, 2023	DAE3 Sn577	September 14, 2023

Communication Systems

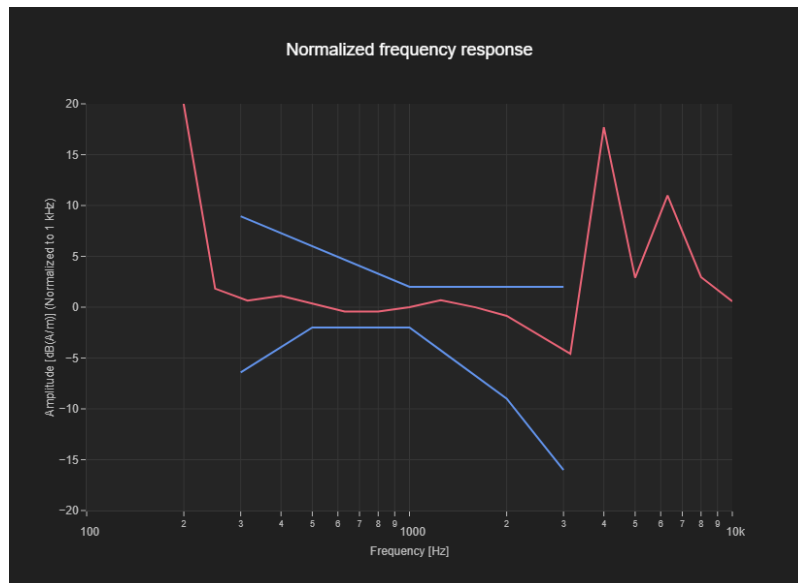
Band Name	Communication Systems Name	Channel	Frequency [MHz]
Band n30	5G NR (DFT-s-OFDM, 1 RB, 10 MHz, QPSK, 15 kHz)	462000	2310.0

Grid Settings

Extent X [mm]	Extent Y [mm]	Step X [mm]	Step Y [mm]	Distance [mm]
52.0	52.0	4.0	4.0	10.0

Results

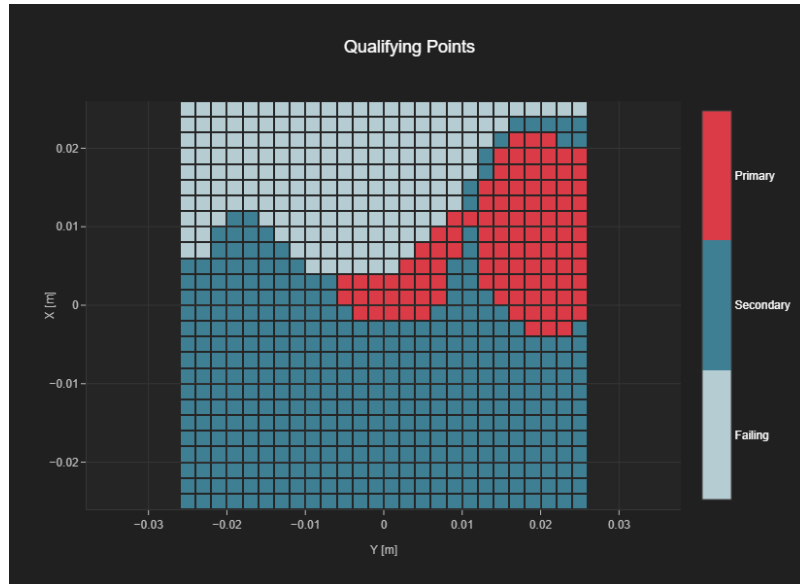
Audio File	Measurement Duration [s]	Margin Upper Bound [dB]	Margin Lower Bound [dB]
48k_voice_300-3000_2s.wav	2.0	1.31	1.56



Plot No.22 T-Coil Coupling Mode Test Report

Results

Primary Group Contiguous Point Count	Secondary Group Point Count	Secondary Group Max Longitudinal	Secondary Group Max Transverse
107	492	25	26



Plot No.23 T-Coil Signal Test Report

Measurement performed on January 22, 2024

Device Under Test

Dimensions [mm]	Speaker Position [mm]
152.0 x 72.0 x 9.0	151.0

Hardware Setup

Probe Name	Probe Calibration Date	DAE Name	DAE Calibration Date
AM1DV3 - 3130	August 21, 2023	DAE3 Sn577	September 14, 2023

Communication Systems

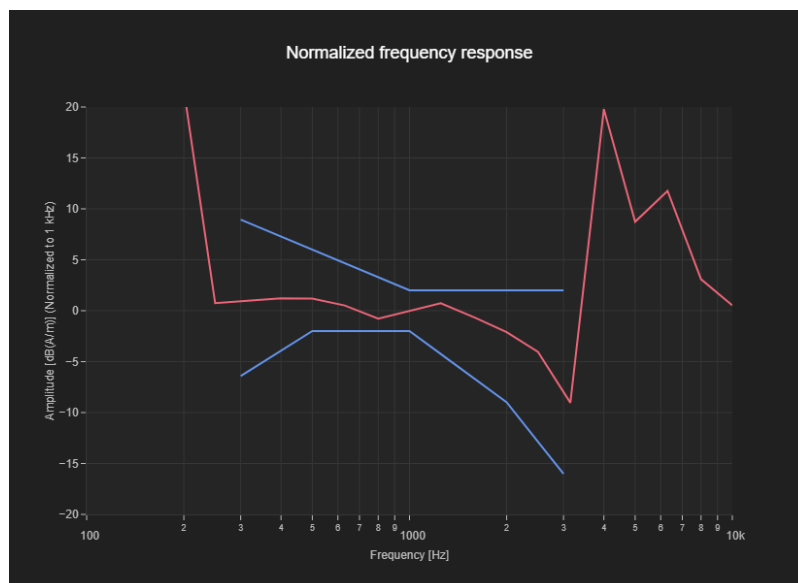
Band Name	Communication Systems Name	Channel	Frequency [MHz]
Band n41	5G NR (DFT-s-OFDM, 1 RB, 100 MHz, QPSK, 30 kHz)	518598	2592.99

Grid Settings

Extent X [mm]	Extent Y [mm]	Step X [mm]	Step Y [mm]	Distance [mm]
52.0	52.0	4.0	4.0	10.0

Results

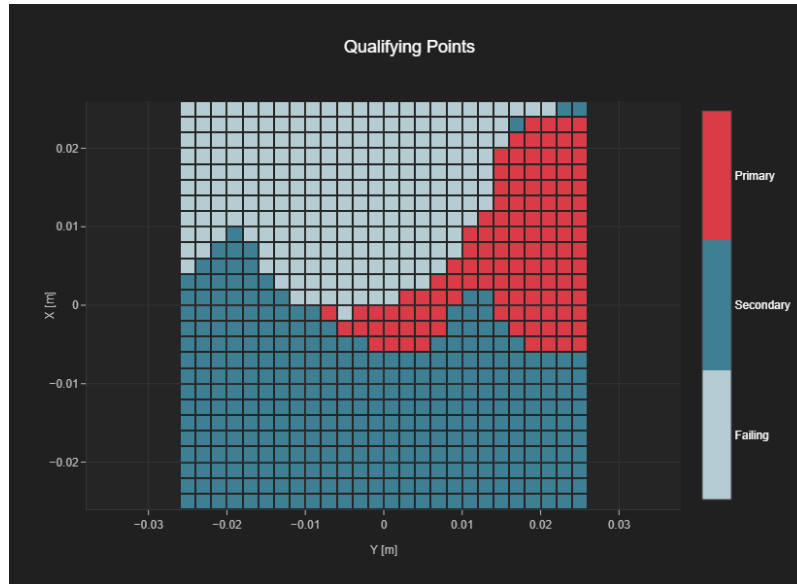
Audio File	Measurement Duration [s]	Margin Upper Bound [dB]	Margin Lower Bound [dB]
48k_voice_300-3000_2s.wav	2.0	1.26	1.22



Plot No.23 T-Coil Coupling Mode Test Report

Results

Primary Group Contiguous Point Count	Secondary Group Point Count	Secondary Group Max Longitudinal	Secondary Group Max Transverse
118	448	26	26



Plot No.24 T-Coil Signal Test Report

Measurement performed on January 22, 2024

Device Under Test

Dimensions [mm]	Speaker Position [mm]
152.0 x 72.0 x 9.0	151.0

Hardware Setup

Probe Name	Probe Calibration Date	DAE Name	DAE Calibration Date
AM1DV3 - 3130	August 21, 2023	DAE3 Sn577	September 14, 2023

Communication Systems

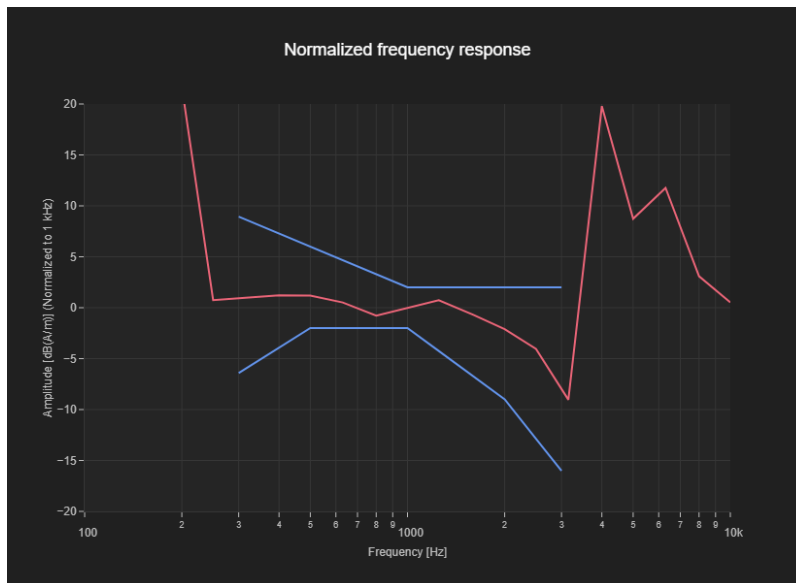
Band Name	Communication Systems Name	Channel	Frequency [MHz]
Band n41	5G NR (DFT-s-OFDM, 1 RB, 100 MHz, QPSK, 30 kHz)	518598	2592.99

Grid Settings

Extent X [mm]	Extent Y [mm]	Step X [mm]	Step Y [mm]	Distance [mm]
52.0	52.0	4.0	4.0	10.0

Results

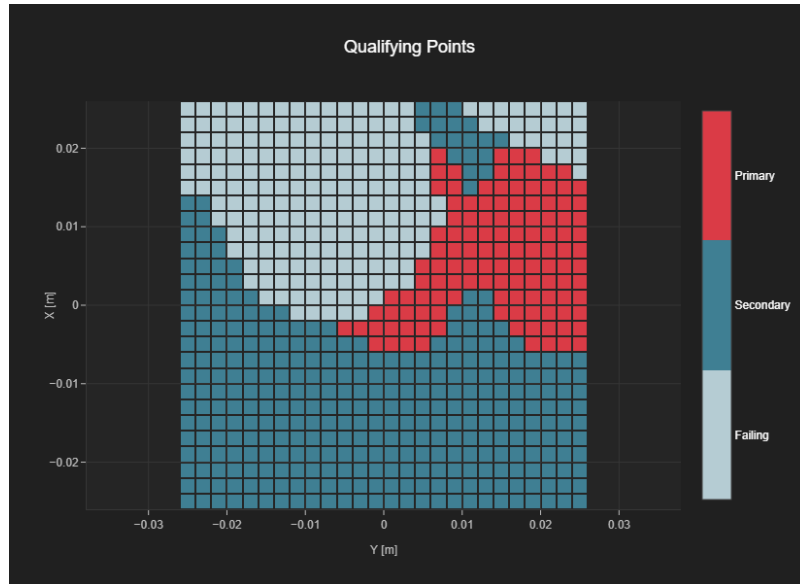
Audio File	Measurement Duration [s]	Margin Upper Bound [dB]	Margin Lower Bound [dB]
48k_voice_300-3000_2s.wav	2.0	1.26	1.22



Plot No.24 T-Coil Coupling Mode Test Report

Results

Primary Group Contiguous Point Count	Secondary Group Point Count	Secondary Group Max Longitudinal	Secondary Group Max Transverse
122	467	26	26



Plot No.25 T-Coil Signal Test Report

Measurement performed on January 23, 2024

Device Under Test

Dimensions [mm]	Speaker Position [mm]
152.0 x 72.0 x 9.0	151.0

Hardware Setup

Probe Name	Probe Calibration Date	DAE Name	DAE Calibration Date
AM1DV3 - 3130	August 21, 2023	DAE3 Sn577	September 14, 2023

Communication Systems

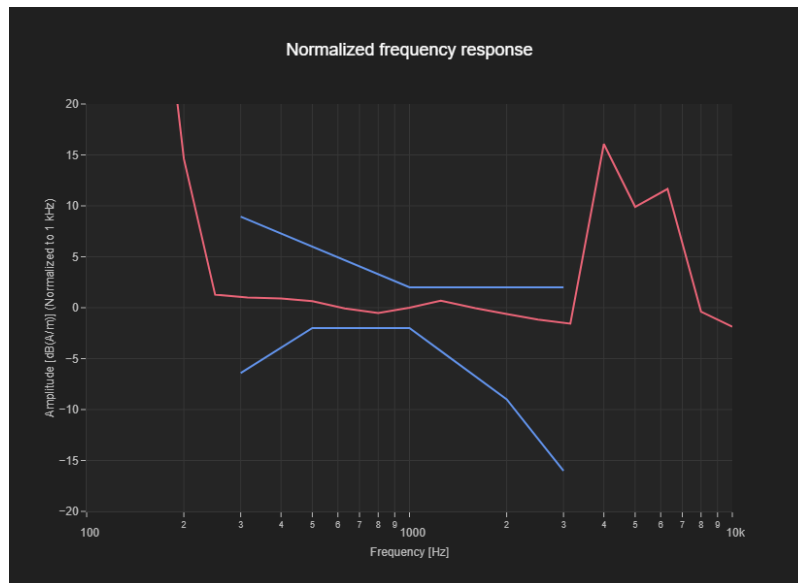
Band Name	Communication Systems Name	Channel	Frequency [MHz]
Band n48	5G NR (DFT-s-OFDM, 1 RB, 40 MHz, QPSK, 30 kHz)	641666	3624.985

Grid Settings

Extent X [mm]	Extent Y [mm]	Step X [mm]	Step Y [mm]	Distance [mm]
52.0	52.0	4.0	4.0	10.0

Results

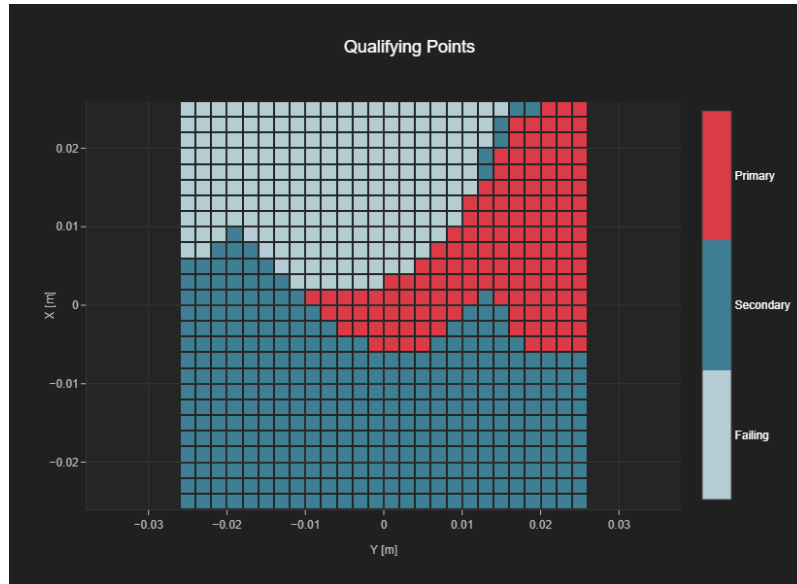
Audio File	Measurement Duration [s]	Margin Upper Bound [dB]	Margin Lower Bound [dB]
48k_voice_300-3000_2s.wav	2.0	1.32	1.47



Plot No.25 T-Coil Coupling Mode Test Report

Results

Primary Group Contiguous Point Count	Secondary Group Point Count	Secondary Group Max Longitudinal	Secondary Group Max Transverse
142	478	26	26



Plot No.26 T-Coil Signal Test Report

Measurement performed on February 02, 2024

Device Under Test

Dimensions [mm]	Speaker Position [mm]
152.0 x 72.0 x 9.0	151.0

Hardware Setup

Probe Name	Probe Calibration Date	DAE Name	DAE Calibration Date
AM1DV3 - 3130	August 21, 2023	DAE3 Sn577	September 14, 2023

Communication Systems

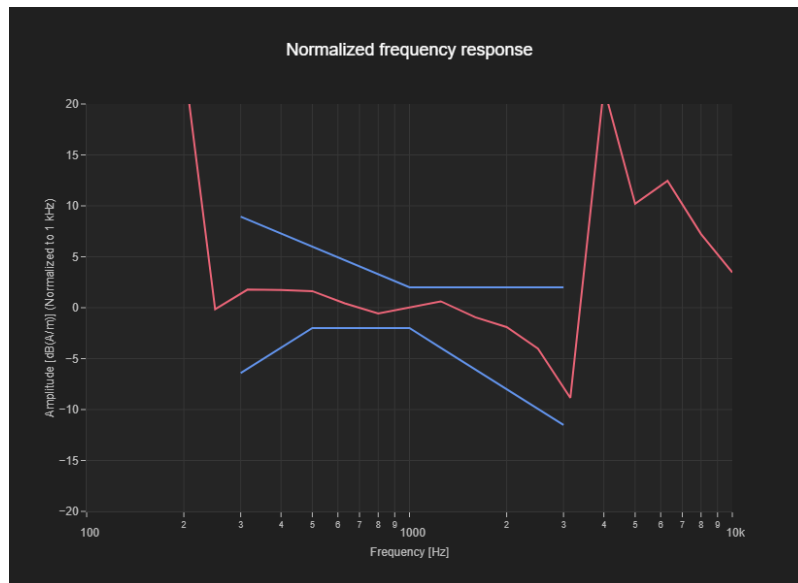
Band Name	Communication Systems Name	Channel	Frequency [MHz]
Band n48	5G NR (DFT-s-OFDM, 1 RB, 40 MHz, QPSK, 30 kHz)	640000	3599.995

Grid Settings

Extent X [mm]	Extent Y [mm]	Step X [mm]	Step Y [mm]	Distance [mm]
52.0	52.0	4.0	4.0	10.0

Results

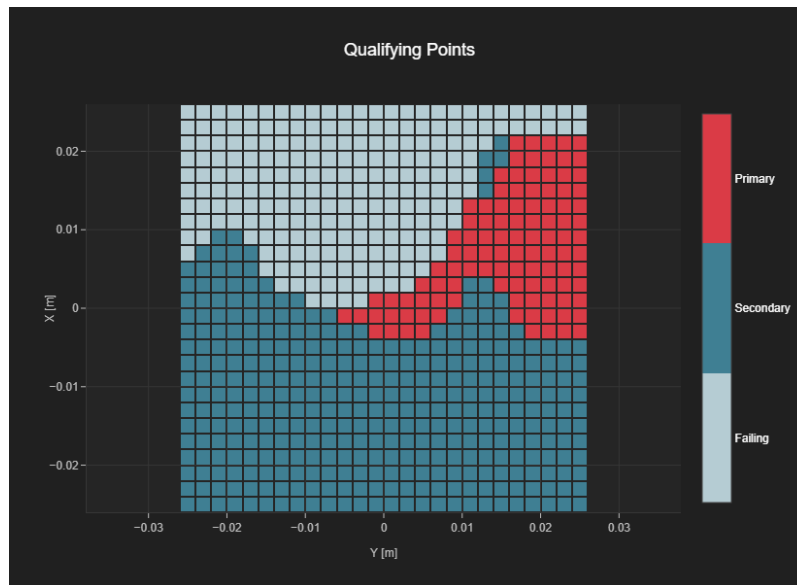
Audio File	Measurement Duration [s]	Margin Upper Bound [dB]	Margin Lower Bound [dB]
48k_voice_300-3000_2s.wav	2.0	1.38	1.43



Plot No.26 T-Coil Coupling Mode Test Report

Results

Primary Group Contiguous Point Count	Secondary Group Point Count	Secondary Group Max Longitudinal	Secondary Group Max Transverse
106	459	24	26



Plot No.27 T-Coil Signal Test Report

Measurement performed on February 02, 2024

Device Under Test

Dimensions [mm]	Speaker Position [mm]
152.0 x 72.0 x 9.0	151.0

Hardware Setup

Probe Name	Probe Calibration Date	DAE Name	DAE Calibration Date
AM1DV3 - 3130	August 21, 2023	DAE3 Sn577	September 14, 2023

Communication Systems

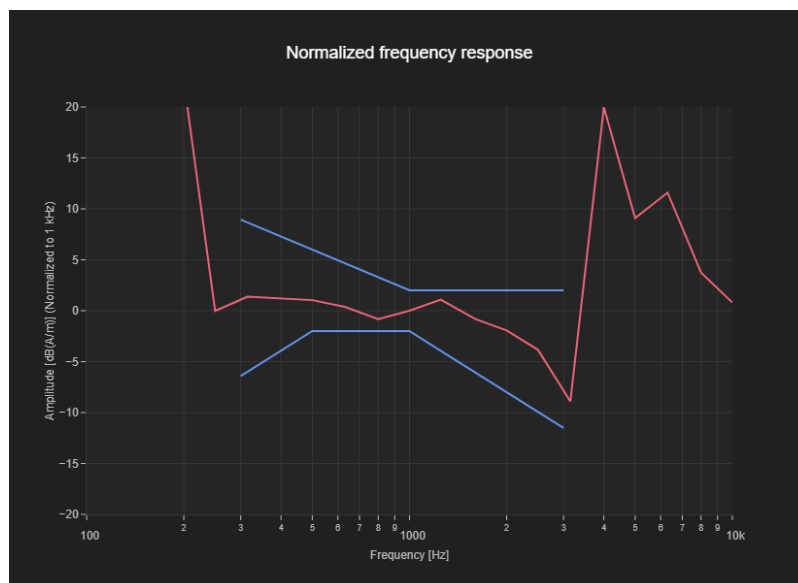
Band Name	Communication Systems Name	Channel	Frequency [MHz]
Band n48	5G NR (DFT-s-OFDM, 1 RB, 40 MHz, QPSK, 30 kHz)	643332	3649.975

Grid Settings

Extent X [mm]	Extent Y [mm]	Step X [mm]	Step Y [mm]	Distance [mm]
52.0	52.0	4.0	4.0	10.0

Results

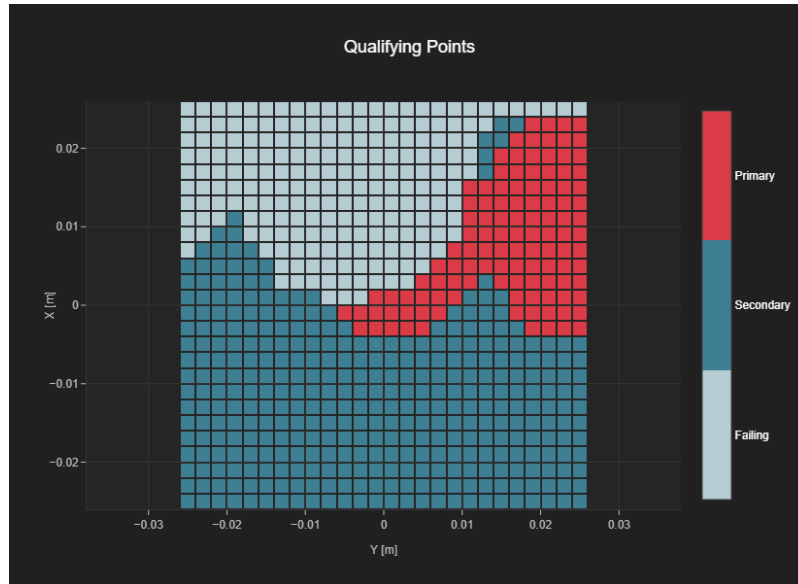
Audio File	Measurement Duration [s]	Margin Upper Bound [dB]	Margin Lower Bound [dB]
48k_voice_300-3000_2s.wav	2.0	0.92	1.18



Plot No.27 T-Coil Coupling Mode Test Report

Results

Primary Group Contiguous Point Count	Secondary Group Point Count	Secondary Group Max Longitudinal	Secondary Group Max Transverse
114	469	25	26



Plot No.28 T-Coil Signal Test Report

Measurement performed on January 22, 2024

Device Under Test

Dimensions [mm]	Speaker Position [mm]
152.0 x 72.0 x 9.0	151.0

Hardware Setup

Probe Name	Probe Calibration Date	DAE Name	DAE Calibration Date
AM1DV3 - 3130	August 21, 2023	DAE3 Sn577	September 14, 2023

Communication Systems

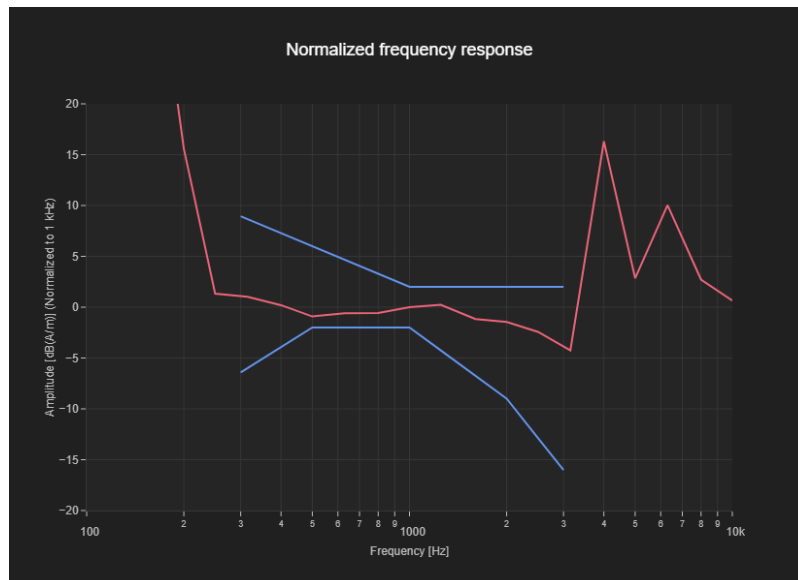
Band Name	Communication Systems Name	Channel	Frequency [MHz]
Band n66	5G NR (DFT-s-OFDM, 1 RB, 40 MHz, QPSK, 15 kHz)	349000	1745.0

Grid Settings

Extent X [mm]	Extent Y [mm]	Step X [mm]	Step Y [mm]	Distance [mm]
52.0	52.0	4.0	4.0	10.0

Results

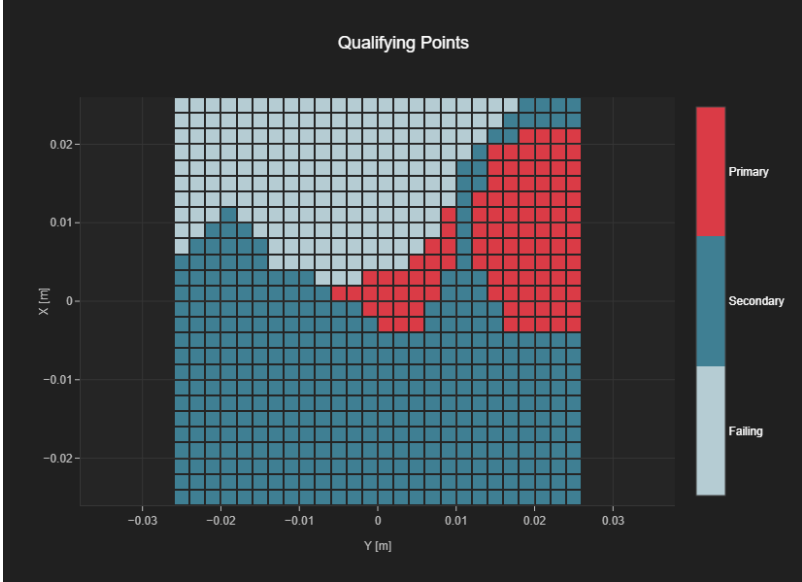
Audio File	Measurement Duration [s]	Margin Upper Bound [dB]	Margin Lower Bound [dB]
48k_voice_300-3000_2s.wav	2.0	1.76	1.09



Plot No.28 T-Coil Coupling Mode Test Report

Results

Primary Group Contiguous Point Count	Secondary Group Point Count	Secondary Group Max Longitudinal	Secondary Group Max Transverse
105	487	26	26



Plot No.29 T-Coil Signal Test Report

Measurement performed on January 23, 2024

Device Under Test

Dimensions [mm]	Speaker Position [mm]
152.0 x 72. x 9.0	151.0

Hardware Setup

Probe Name	Probe Calibration Date	DAE Name	DAE Calibration Date
AM1DV3 - 3130	August 21, 2023	DAE3 Sn577	September 14, 2023

Communication Systems

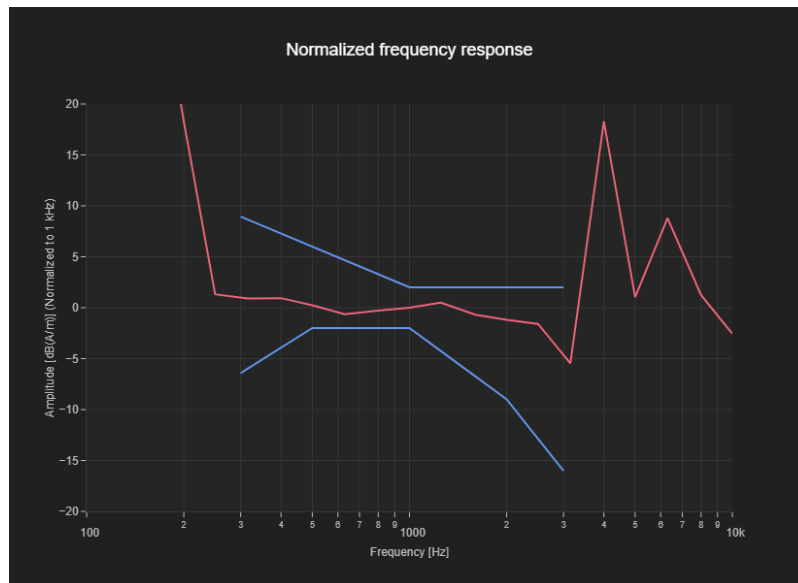
Band Name	Communication Systems Name	Channel	Frequency [MHz]
Band n70	5G NR (DFT-s-OFDM, 1 RB, 15 MHz, QPSK, 15 kHz)	340500	1702.5

Grid Settings

Extent X [mm]	Extent Y [mm]	Step X [mm]	Step Y [mm]	Distance [mm]
52.0	52.0	4.0	4.0	10.0

Results

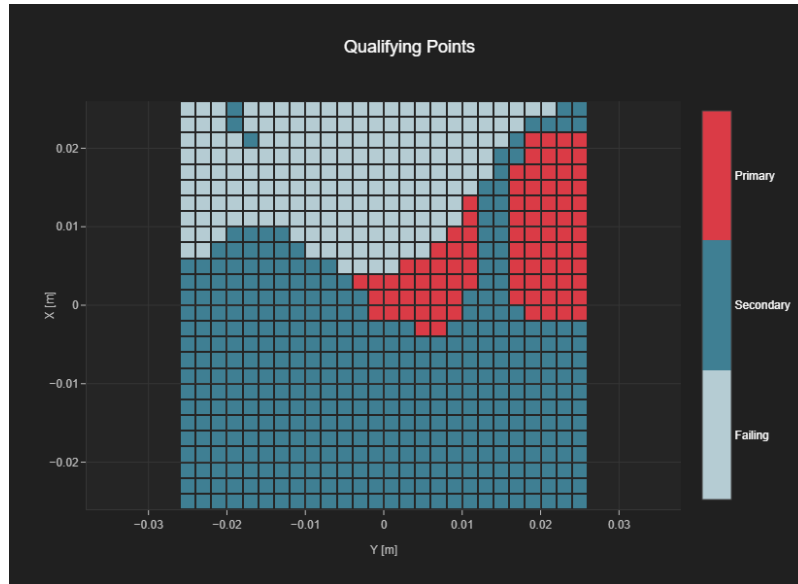
Audio File	Measurement Duration [s]	Margin Upper Bound [dB]	Margin Lower Bound [dB]
48k_voice_300-3000_2s.wav	2.0	1.51	1.37



Plot No.29 T-Coil Coupling Mode Test Report

Results

Primary Group Contiguous Point Count	Secondary Group Point Count	Secondary Group Max Longitudinal	Secondary Group Max Transverse
91	489	26	26



Plot No.30 T-Coil Signal Test Report

Measurement performed on January 22, 2024

Device Under Test

Dimensions [mm]	Speaker Position [mm]
152.0 x 72.0 x 9.0	151.0

Hardware Setup

Probe Name	Probe Calibration Date	DAE Name	DAE Calibration Date
AM1DV3 - 3130	August 21, 2023	DAE3 Sn577	September 14, 2023

Communication Systems

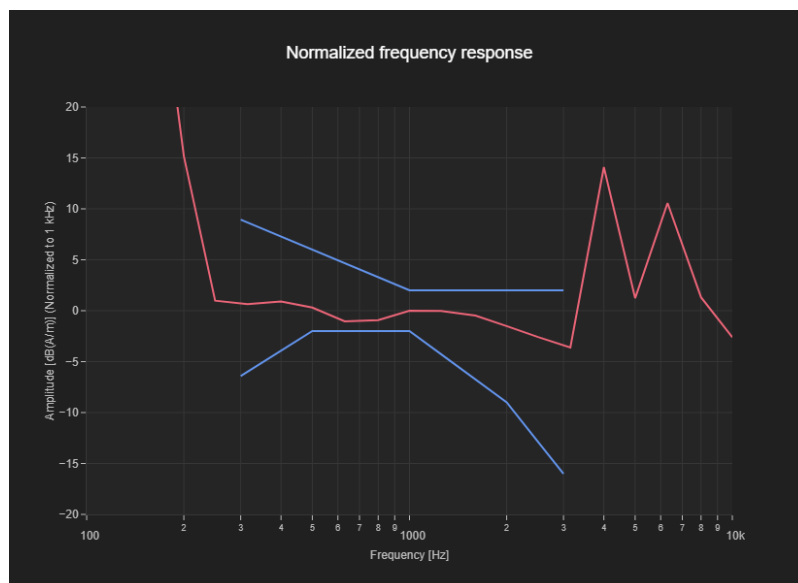
Band Name	Communication Systems Name	Channel	Frequency [MHz]
Band n71	5G NR (DFT-s-OFDM, 1 RB, 20 MHz, QPSK, 15 kHz)	136100	680.5

Grid Settings

Extent X [mm]	Extent Y [mm]	Step X [mm]	Step Y [mm]	Distance [mm]
52.0	52.0	4.0	4.0	10.0

Results

Audio File	Measurement Duration [s]	Margin Upper Bound [dB]	Margin Lower Bound [dB]
48k_voice_300-3000_2s.wav	2.0	2.0	0.96



Plot No.30 T-Coil Coupling Mode Test Report

Results

Primary Group Contiguous Point Count	Secondary Group Point Count	Secondary Group Max Longitudinal	Secondary Group Max Transverse
129	540	26	26

