

### #01\_HAC\_T-Coil\_GSM850\_Voice\_Ch189\_Axial (Z)

Communication System: GSM850; Frequency: 836.4 MHz

Medium: Air Medium parameters used:  $\sigma = 0$  S/m,  $\epsilon_r = 1$ ;  $\rho = 0$  kg/m<sup>3</sup>

Ambient Temperature: 23.5 °C

DASY5 Configuration

- Probe: AM1DV3 - 3130; ; Calibrated: 2022/8/26
- Sensor-Surface: 0mm (Fix Surface)
- Electronics: DAE4 Sn1512; Calibrated: 2022/3/29
- Phantom: HAC Test Arch with AMCC; Type: SD HAC P01 BA;
- Measurement SW: DASY52, Version 52.10 (4); SEMCAD X Version 14.6.14 (7483)


**General Scans/z (axial) 4.2mm 50 x 50/ABM Interpolated SNR(x,y,z) (121x121x1):** Interpolated

grid: dx=1.000 mm, dy=1.000 mm

ABM1/ABM2 = 44.41 dB

ABM1 comp = 3.39 dBA/m

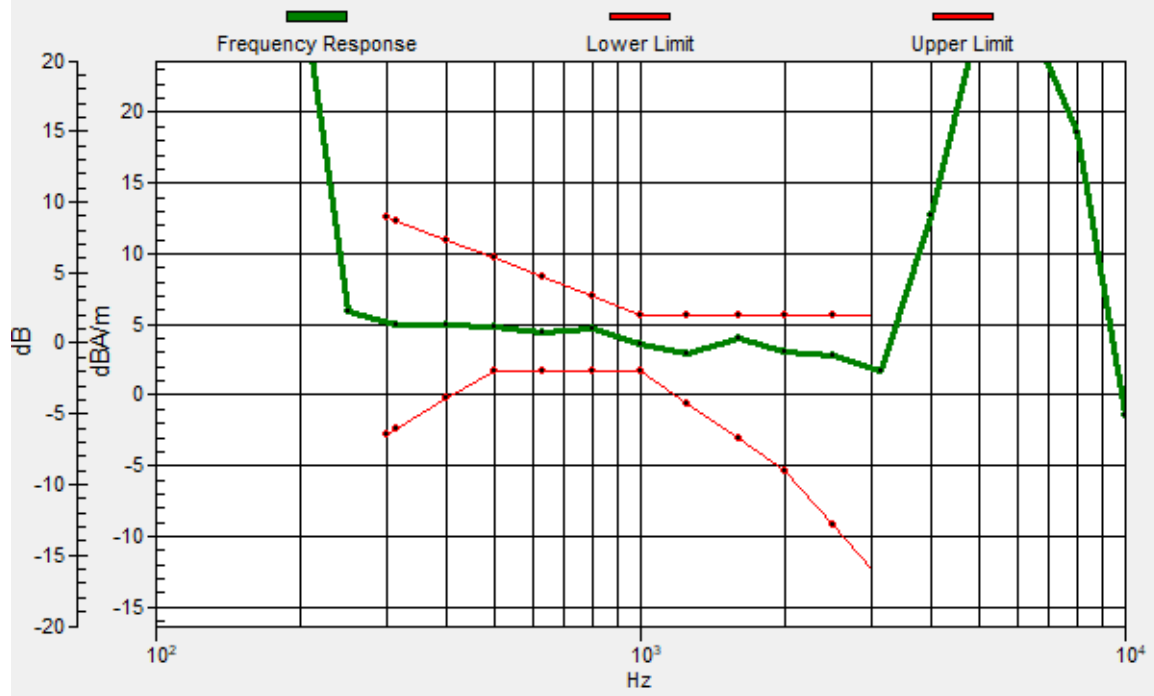
Location: 10.3, -17.3, 3.7 mm



0 dB = 166.2 = 44.41 dB

# General Scans/z (axial) wideband at best S/N/ABM Freq Resp(x,y,z,f)

Loc: 10.6, -17.5, 3.7 mm Diff: 1.72dB



### #01\_HAC\_T-Coil\_GSM850\_Voice\_Ch189\_Transversal (Y)

Communication System: GSM850; Frequency: 836.4 MHz

Medium: Air Medium parameters used:  $\sigma = 0$  S/m,  $\epsilon_r = 1$ ;  $\rho = 0$  kg/m<sup>3</sup>

Ambient Temperature: 23.5 °C

DASY5 Configuration

- Probe: AM1DV3 - 3130; ; Calibrated: 2022/8/26
- Sensor-Surface: 0mm (Fix Surface)
- Electronics: DAE4 Sn1512; Calibrated: 2022/3/29
- Phantom: HAC Test Arch with AMCC; Type: SD HAC P01 BA;
- Measurement SW: DASY52, Version 52.10 (4); SEMCAD X Version 14.6.14 (7483)

### General Scans/y (transversal) 4.2mm 50 x 50/ABM Interpolated SNR(x,y,z) (121x121x1):

Interpolated grid: dx=1.000 mm, dy=1.000 mm

ABM1/ABM2 = 35.19 dB

ABM1 comp = -7.06 dBA/m

Location: 4, -25, 3.7 mm



0 dB = 57.51 = 35.19 dB

## #02\_HAC\_T-Coil\_GSM1900\_Voice\_Ch661\_Axial (Z)

Communication System: PCS; Frequency: 1880 MHz

Medium: Air Medium parameters used:  $\sigma = 0$  S/m,  $\epsilon_r = 1$ ;  $\rho = 0$  kg/m<sup>3</sup>

Ambient Temperature: 23.5 °C

DASY5 Configuration

- Probe: AM1DV3 - 3130; ; Calibrated: 2022/8/26

- Sensor-Surface: 0mm (Fix Surface)

- Electronics: DAE4 Sn1512; Calibrated: 2022/3/29

- Phantom: HAC Test Arch with AMCC; Type: SD HAC P01 BA;

- Measurement SW: DASY52, Version 52.10 (4); SEMCAD X Version 14.6.14 (7483)


**General Scans/z (axial) 4.2mm 50 x 50/ABM Interpolated SNR(x,y,z) (121x121x1):** Interpolated

grid: dx=1.000 mm, dy=1.000 mm

ABM1/ABM2 = 51.78 dB

ABM1 comp = 3.32 dBA/m

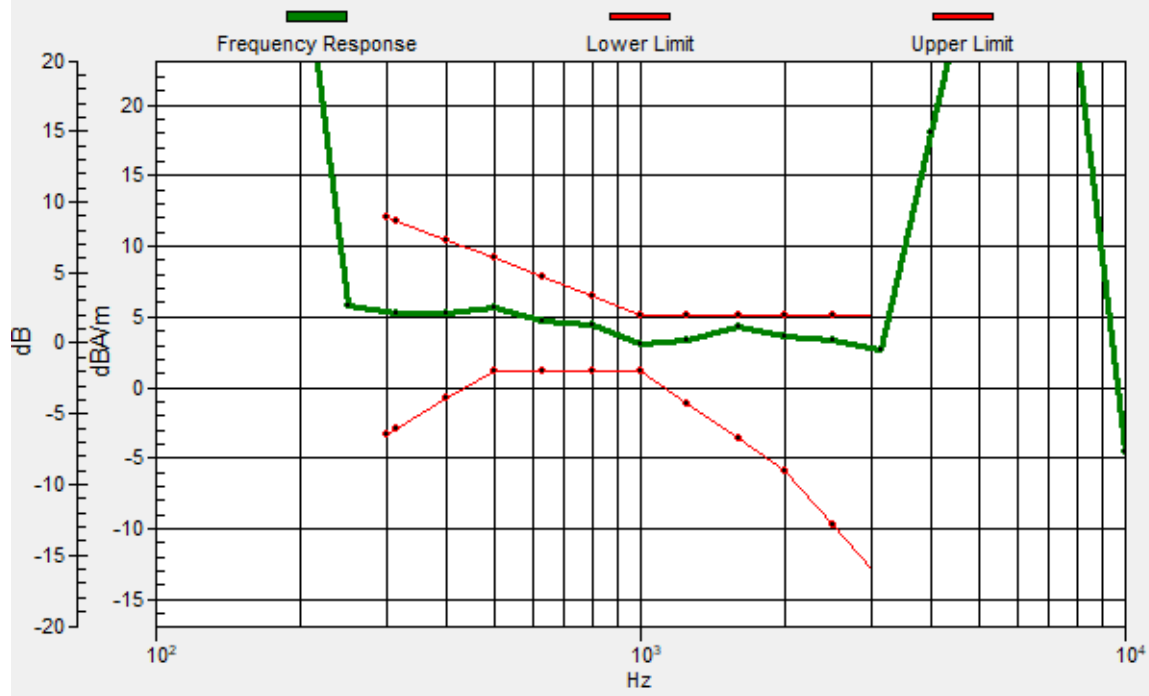
Location: 10.3, -17.3, 3.7 mm



0 dB = 388.3 = 51.78 dB

# General Scans/z (axial) wideband at best S/N/ABM Freq Resp(x,y,z,f)

Loc: 10.6, -16.9, 3.7 mm Diff: 0.88dB



## #02\_HAC\_T-Coil\_GSM1900\_Voice\_Ch661\_Transversal (Y)

Communication System: PCS; Frequency: 1880 MHz

Medium: Air Medium parameters used:  $\sigma = 0$  S/m,  $\epsilon_r = 1$ ;  $\rho = 0$  kg/m<sup>3</sup>

Ambient Temperature: 23.5 °C

DASY5 Configuration

- Probe: AM1DV3 - 3130; ; Calibrated: 2022/8/26

- Sensor-Surface: 0mm (Fix Surface)

- Electronics: DAE4 Sn1512; Calibrated: 2022/3/29

- Phantom: HAC Test Arch with AMCC; Type: SD HAC P01 BA;

- Measurement SW: DASY52, Version 52.10 (4); SEMCAD X Version 14.6.14 (7483)


### General Scans/y (transversal) 4.2mm 50 x 50/ABM Interpolated SNR(x,y,z) (121x121x1):

Interpolated grid: dx=1.000 mm, dy=1.000 mm

ABM1/ABM2 = 40.91 dB

ABM1 comp = -5.33 dBA/m

Location: 8.9, -25, 3.7 mm



0 dB = 111.1 = 40.91 dB

### #03\_HAC\_T-Coil\_WCDMA II\_Voice\_Ch9400\_Axial (Z)

Communication System: WCDMA; Frequency: 1880 MHz

Medium: Air Medium parameters used:  $\sigma = 0$  S/m,  $\epsilon_r = 1$ ;  $\rho = 0$  kg/m<sup>3</sup>

Ambient Temperature: 23.5 °C

DASY5 Configuration

- Probe: AM1DV3 - 3130; ; Calibrated: 2022/8/26
- Sensor-Surface: 0mm (Fix Surface)
- Electronics: DAE4 Sn1512; Calibrated: 2022/3/29
- Phantom: HAC Test Arch with AMCC; Type: SD HAC P01 BA;
- Measurement SW: DASY52, Version 52.10 (4); SEMCAD X Version 14.6.14 (7483)


#### General Scans/z (axial) 4.2mm 50 x 50/ABM Interpolated SNR(x,y,z) (121x121x1): Interpolated

grid: dx=1.000 mm, dy=1.000 mm

ABM1/ABM2 = 52.27 dB

ABM1 comp = 2.26 dBA/m

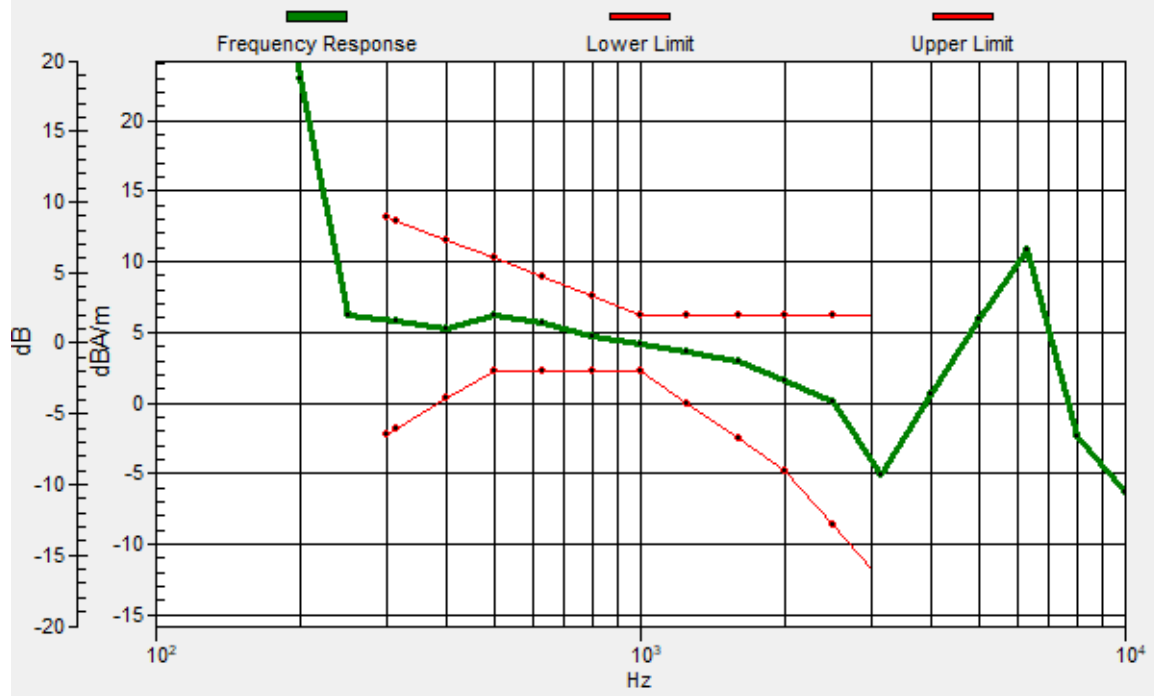
Location: 10.3, -13.1, 3.7 mm



0 dB = 410.7 = 52.27 dB

# General Scans/z (axial) wideband at best S/N/ABM Freq Resp(x,y,z,f)

Loc: 10.2, -13.2, 3.7 mm Diff: 2dB





### #03\_HAC\_T-Coil\_WCDMA II\_Voice\_Ch9400\_Transversal (Y)

Communication System: WCDMA; Frequency: 1880 MHz

Medium: Air Medium parameters used:  $\sigma = 0$  S/m,  $\epsilon_r = 1$ ;  $\rho = 0$  kg/m<sup>3</sup>

Ambient Temperature: 23.5 °C

DASY5 Configuration

- Probe: AM1DV3 - 3130; ; Calibrated: 2022/8/26
- Sensor-Surface: 0mm (Fix Surface)
- Electronics: DAE4 Sn1512; Calibrated: 2022/3/29
- Phantom: HAC Test Arch with AMCC; Type: SD HAC P01 BA;
- Measurement SW: DASY52, Version 52.10 (4); SEMCAD X Version 14.6.14 (7483)


#### General Scans/y (transversal) 4.2mm 50 x 50/ABM Interpolated SNR(x,y,z) (121x121x1):

Interpolated grid: dx=1.000 mm, dy=1.000 mm

ABM1/ABM2 = 41.07 dB

ABM1 comp = -6.10 dBA/m

Location: 9.6, -4, 3.7 mm



0 dB = 113.1 = 41.07 dB

### #04\_HAC\_T-Coil\_WCDMA IV\_Voice\_Ch1413\_Axial (Z)

Communication System: WCDMA ; Frequency: 1732.6 MHz

Medium: Air Medium parameters used:  $\sigma = 0$  S/m,  $\epsilon_r = 1$ ;  $\rho = 0$  kg/m<sup>3</sup>

Ambient Temperature: 23.5 °C

DASY5 Configuration

- Probe: AM1DV3 - 3130; ; Calibrated: 2022/8/26
- Sensor-Surface: 0mm (Fix Surface)
- Electronics: DAE4 Sn1512; Calibrated: 2022/3/29
- Phantom: HAC Test Arch with AMCC; Type: SD HAC P01 BA;
- Measurement SW: DASY52, Version 52.10 (4); SEMCAD X Version 14.6.14 (7483)


#### General Scans/z (axial) 4.2mm 50 x 50/ABM Interpolated SNR(x,y,z) (121x121x1): Interpolated

grid: dx=1.000 mm, dy=1.000 mm

ABM1/ABM2 = 52.84 dB

ABM1 comp = 2.28 dBA/m

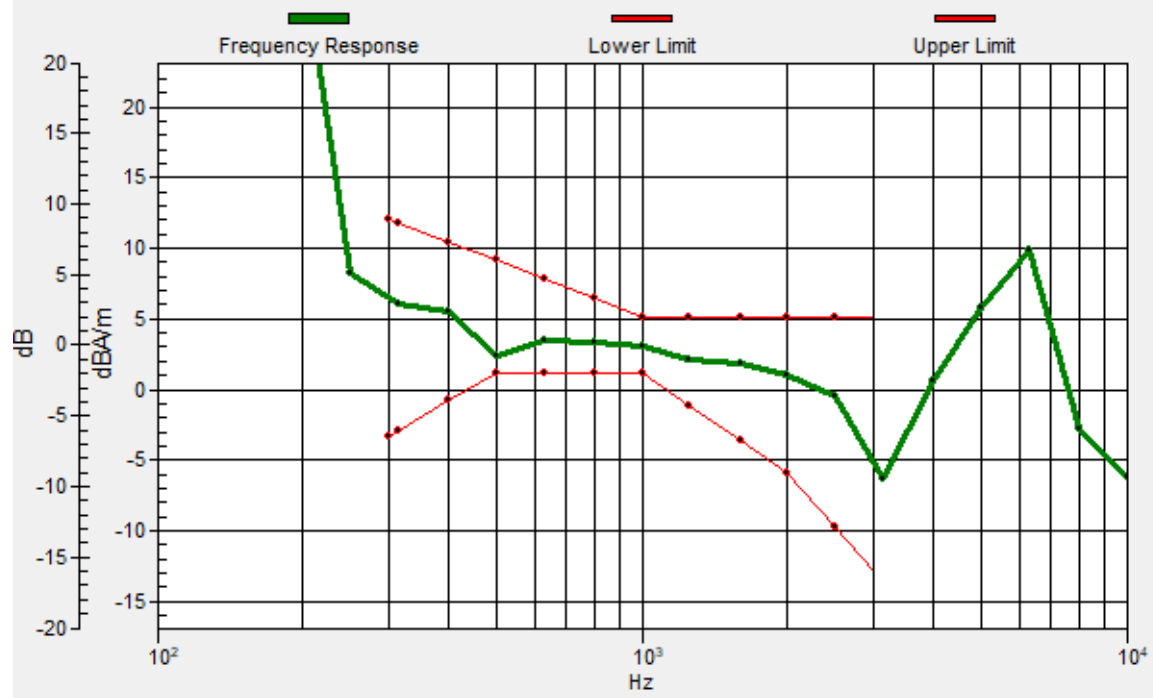
Location: 10.3, -13.1, 3.7 mm



0 dB = 438.6 = 52.84 dB

# General Scans/z (axial) wideband at best S/N/ABM Freq Resp(x,y,z,f)

Loc: 10.2, -13.3, 3.7 mm Diff: 1.28dB



### #04\_HAC\_T-Coil\_WCDMA IV\_Voice\_Ch1413\_Transversal (Y)

Communication System: WCDMA ; Frequency: 1732.6 MHz

Medium: Air Medium parameters used:  $\sigma = 0$  S/m,  $\epsilon_r = 1$ ;  $\rho = 0$  kg/m<sup>3</sup>

Ambient Temperature: 23.5 °C

DASY5 Configuration

- Probe: AM1DV3 - 3130; ; Calibrated: 2022/8/26
- Sensor-Surface: 0mm (Fix Surface)
- Electronics: DAE4 Sn1512; Calibrated: 2022/3/29
- Phantom: HAC Test Arch with AMCC; Type: SD HAC P01 BA;
- Measurement SW: DASY52, Version 52.10 (4); SEMCAD X Version 14.6.14 (7483)


### General Scans/y (transversal) 4.2mm 50 x 50/ABM Interpolated SNR(x,y,z) (121x121x1):

Interpolated grid: dx=1.000 mm, dy=1.000 mm

ABM1/ABM2 = 41.04 dB

ABM1 comp = -5.47 dBA/m

Location: 6.1, -25, 3.7 mm



0 dB = 112.7 = 41.04 dB

### #05\_HAC\_T-Coil\_WCDMA V\_Voice\_Ch4182\_Axial (Z)

Communication System: WCDMA; Frequency: 836.4 MHz

Medium: Air Medium parameters used:  $\sigma = 0$  S/m,  $\epsilon_r = 1$ ;  $\rho = 0$  kg/m<sup>3</sup>

Ambient Temperature: 23.5 °C

DASY5 Configuration

- Probe: AM1DV3 - 3130; ; Calibrated: 2022/8/26
- Sensor-Surface: 0mm (Fix Surface)
- Electronics: DAE4 Sn1512; Calibrated: 2022/3/29
- Phantom: HAC Test Arch with AMCC; Type: SD HAC P01 BA;
- Measurement SW: DASY52, Version 52.10 (4); SEMCAD X Version 14.6.14 (7483)


### General Scans/z (axial) 4.2mm 50 x 50/ABM Interpolated SNR(x,y,z) (121x121x1): Interpolated

grid: dx=1.000 mm, dy=1.000 mm

ABM1/ABM2 = 52.86 dB

ABM1 comp = 2.54 dBA/m

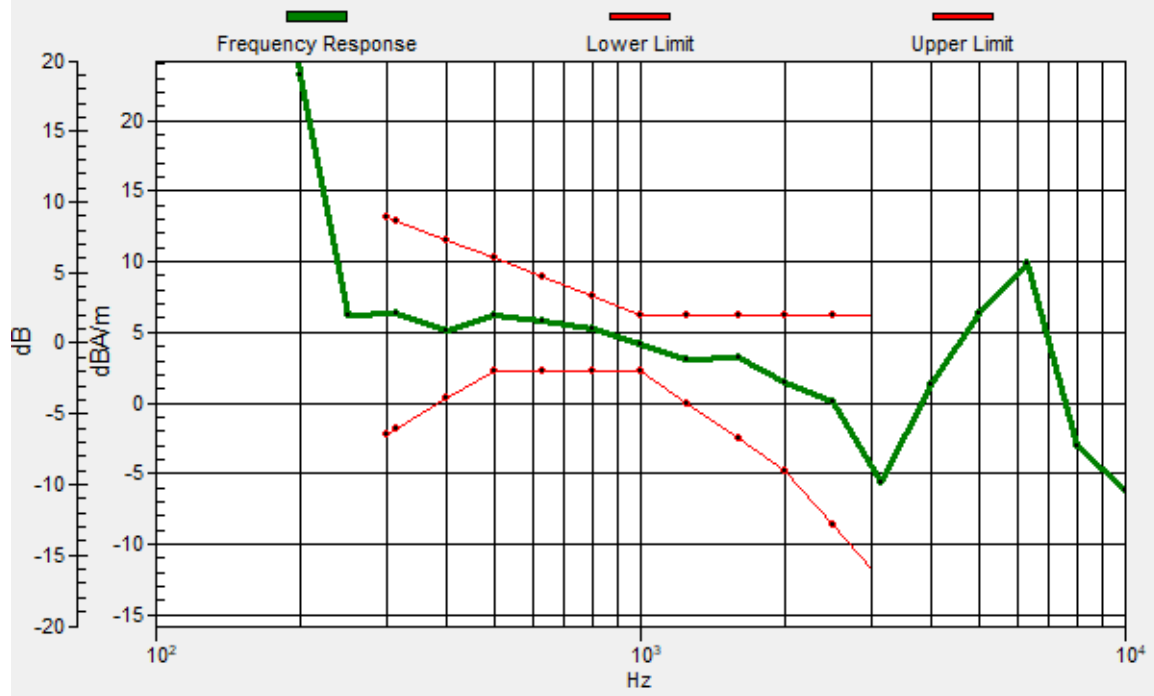
Location: 10.3, -14.5, 3.7 mm



0 dB = 439.7 = 52.86 dB

# General Scans/z (axial) wideband at best S/N/ABM Freq Resp(x,y,z,f)

Loc: 10.2, -14.8, 3.7 mm Diff: 2dB



### #05\_HAC\_T-Coil\_WCDMA V\_Voice\_Ch4182\_Transversal (Y)

Communication System: WCDMA; Frequency: 836.4 MHz

Medium: Air Medium parameters used:  $\sigma = 0$  S/m,  $\epsilon_r = 1$ ;  $\rho = 0$  kg/m<sup>3</sup>

Ambient Temperature: 23.5 °C

DASY5 Configuration

- Probe: AM1DV3 - 3130; ; Calibrated: 2022/8/26
- Sensor-Surface: 0mm (Fix Surface)
- Electronics: DAE4 Sn1512; Calibrated: 2022/3/29
- Phantom: HAC Test Arch with AMCC; Type: SD HAC P01 BA;
- Measurement SW: DASY52, Version 52.10 (4); SEMCAD X Version 14.6.14 (7483)


### General Scans/y (transversal) 4.2mm 50 x 50/ABM Interpolated SNR(x,y,z) (121x121x1):

Interpolated grid: dx=1.000 mm, dy=1.000 mm

ABM1/ABM2 = 41.59 dB

ABM1 comp = -4.74 dBA/m

Location: 10.3, -4, 3.7 mm



0 dB = 120.1 = 41.59 dB

### #06\_HAC\_T-Coil\_LTE Band 7\_20M\_QPSK\_1\_0\_Ch21100\_Axial (Z)

Communication System: LTE; Frequency: 2535 MHz

Medium: Air Medium parameters used:  $\sigma = 0$  S/m,  $\epsilon_r = 1$ ;  $\rho = 0$  kg/m<sup>3</sup>

Ambient Temperature: 23.5 °C

DASY5 Configuration

- Probe: AM1DV3 - 3130; ; Calibrated: 2022/8/26

- Sensor-Surface: 0mm (Fix Surface)

- Electronics: DAE4 Sn1512; Calibrated: 2022/3/29

- Phantom: HAC Test Arch with AMCC; Type: SD HAC P01 BA;

- Measurement SW: DASY52, Version 52.10 (4); SEMCAD X Version 14.6.14 (7483)


**General Scans/z (axial) 4.2mm 50 x 50/ABM Interpolated SNR(x,y,z) (121x121x1):** Interpolated

grid: dx=1.000 mm, dy=1.000 mm

ABM1/ABM2 = 50.30 dB

ABM1 comp = -0.40 dBA/m

Location: 9.6, -12.4, 3.7 mm

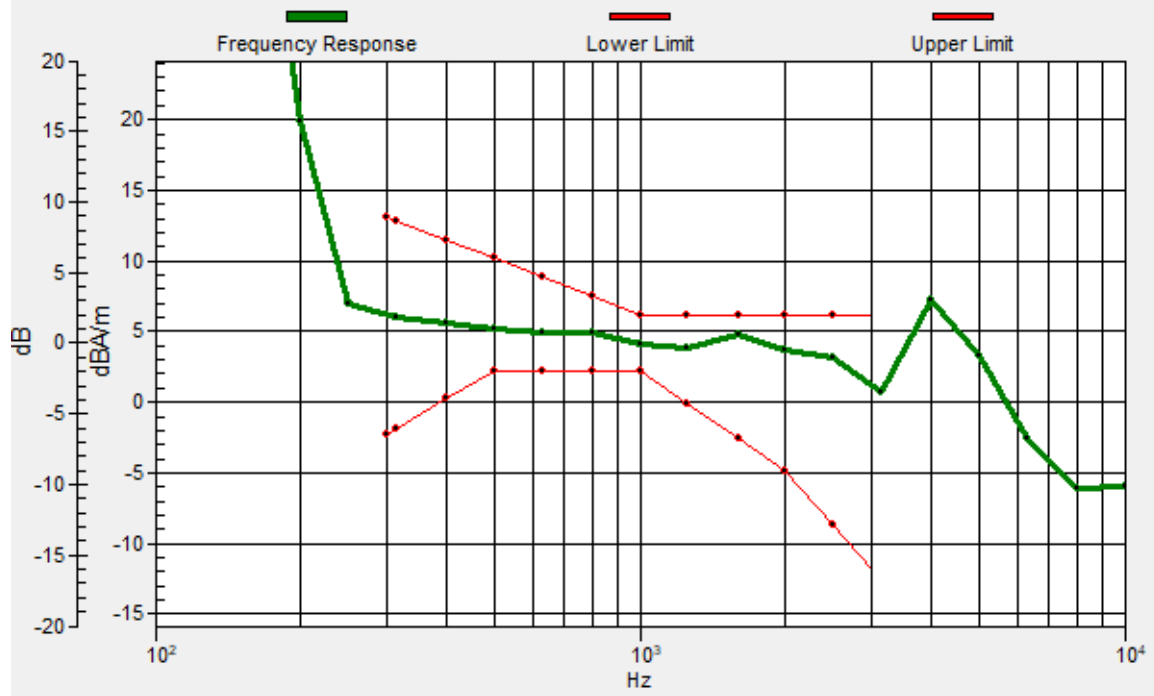


0 dB = 327.3 = 50.30 dB



# General Scans/z (axial) wideband at best S/N/ABM Freq Resp(x,y,z,f)

Loc: 10, -12.1, 3.7 mm Diff: 1.34dB



## #06\_HAC\_T-Coil\_LTE Band 7\_20M\_QPSK\_1\_0\_Ch21100\_Transversal (Y)

Communication System: LTE; Frequency: 2535 MHz

Medium: Air Medium parameters used:  $\sigma = 0$  S/m,  $\epsilon_r = 1$ ;  $\rho = 0$  kg/m<sup>3</sup>

Ambient Temperature: 23.5 °C

DASY5 Configuration

- Probe: AM1DV3 - 3130; ; Calibrated: 2022/8/26

- Sensor-Surface: 0mm (Fix Surface)

- Electronics: DAE4 Sn1512; Calibrated: 2022/3/29

- Phantom: HAC Test Arch with AMCC; Type: SD HAC P01 BA;

- Measurement SW: DASY52, Version 52.10 (4); SEMCAD X Version 14.6.14 (7483)


### General Scans/y (transversal) 4.2mm 50 x 50/ABM Interpolated SNR(x,y,z) (121x121x1):

Interpolated grid: dx=1.000 mm, dy=1.000 mm

ABM1/ABM2 = 38.24 dB

ABM1 comp = -8.71 dBA/m

Location: 8.9, -4, 3.7 mm



### #07\_HAC\_T-Coil\_LTE Band 12\_10M\_QPSK\_1\_0\_Ch23095\_Axial (Z)

Communication System: LTE; Frequency: 707.5 MHz

Medium: Air Medium parameters used:  $\sigma = 0$  S/m,  $\epsilon_r = 1$ ;  $\rho = 0$  kg/m<sup>3</sup>

Ambient Temperature: 23.5 °C

DASY5 Configuration

- Probe: AM1DV3 - 3130; ; Calibrated: 2022/8/26

- Sensor-Surface: 0mm (Fix Surface)

- Electronics: DAE4 Sn1512; Calibrated: 2022/3/29

- Phantom: HAC Test Arch with AMCC; Type: SD HAC P01 BA;

- Measurement SW: DASY52, Version 52.10 (4); SEMCAD X Version 14.6.14 (7483)


**General Scans/z (axial) 4.2mm 50 x 50/ABM Interpolated SNR(x,y,z) (121x121x1):** Interpolated

grid: dx=1.000 mm, dy=1.000 mm

ABM1/ABM2 = 48.98 dB

ABM1 comp = -1.79 dBA/m

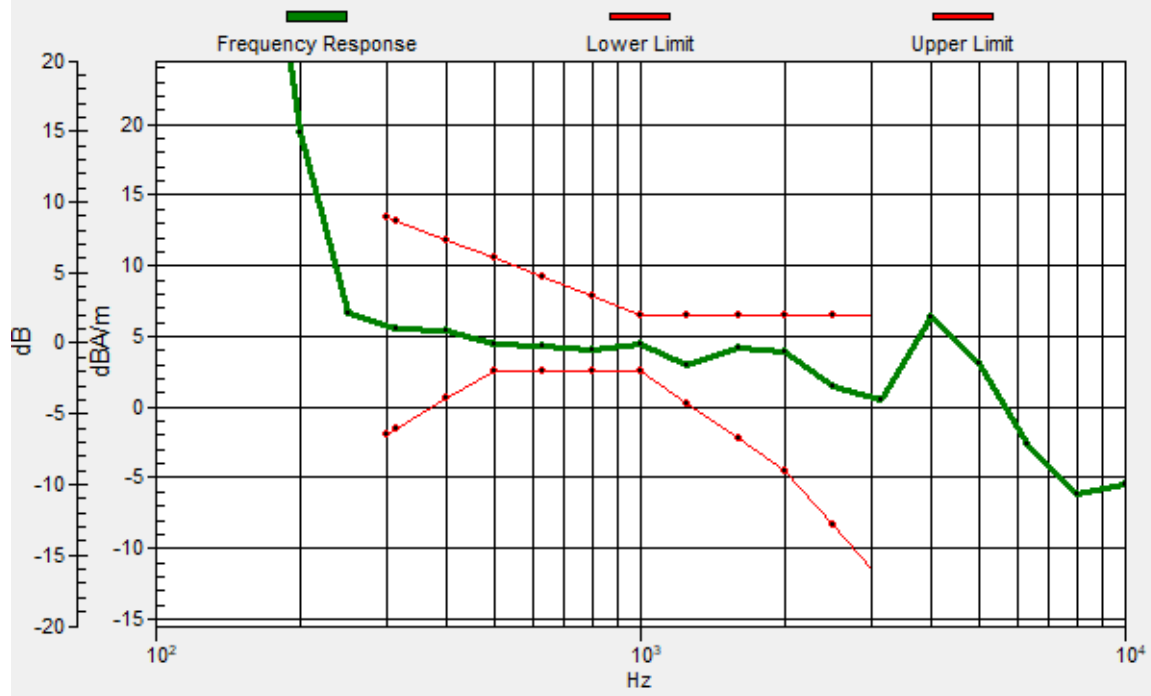
Location: 9.6, -17.3, 3.7 mm



0 dB = 281.3 = 48.98 dB

# General Scans/z (axial) wideband at best S/N/ABM Freq Resp(x,y,z,f)

Loc: 9.4, -17.2, 3.7 mm Diff: 1.59dB



### #07\_HAC\_T-Coil\_LTE Band 12\_10M\_QPSK\_1\_0\_Ch23095\_Transversal (Y)

Communication System: LTE; Frequency: 707.5 MHz

Medium: Air Medium parameters used:  $\sigma = 0$  S/m,  $\epsilon_r = 1$ ;  $\rho = 0$  kg/m<sup>3</sup>

Ambient Temperature: 23.5 °C

DASY5 Configuration

- Probe: AM1DV3 - 3130; ; Calibrated: 2022/8/26
- Sensor-Surface: 0mm (Fix Surface)
- Electronics: DAE4 Sn1512; Calibrated: 2022/3/29
- Phantom: HAC Test Arch with AMCC; Type: SD HAC P01 BA;
- Measurement SW: DASY52, Version 52.10 (4); SEMCAD X Version 14.6.14 (7483)


### General Scans/y (transversal) 4.2mm 50 x 50/ABM Interpolated SNR(x,y,z) (121x121x1):

Interpolated grid: dx=1.000 mm, dy=1.000 mm

ABM1/ABM2 = 39.37 dB

ABM1 comp = -8.13 dBA/m

Location: 9.6, -25, 3.7 mm



0 dB = 92.98 = 39.37 dB

### #08\_HAC\_T-Coil\_LTE Band 13\_10M\_QPSK\_1\_0\_Ch23230\_Axial (Z)

Communication System: LTE; Frequency: 782 MHz

Medium: Air Medium parameters used:  $\sigma = 0$  S/m,  $\epsilon_r = 1$ ;  $\rho = 0$  kg/m<sup>3</sup>

Ambient Temperature: 23.5 °C

DASY5 Configuration

- Probe: AM1DV3 - 3130; ; Calibrated: 2022/8/26

- Sensor-Surface: 0mm (Fix Surface)

- Electronics: DAE4 Sn1512; Calibrated: 2022/3/29

- Phantom: HAC Test Arch with AMCC; Type: SD HAC P01 BA;

- Measurement SW: DASY52, Version 52.10 (4); SEMCAD X Version 14.6.14 (7483)


**General Scans/z (axial) 4.2mm 50 x 50/ABM Interpolated SNR(x,y,z) (121x121x1):** Interpolated

grid: dx=1.000 mm, dy=1.000 mm

ABM1/ABM2 = 50.72 dB

ABM1 comp = -0.41 dBA/m

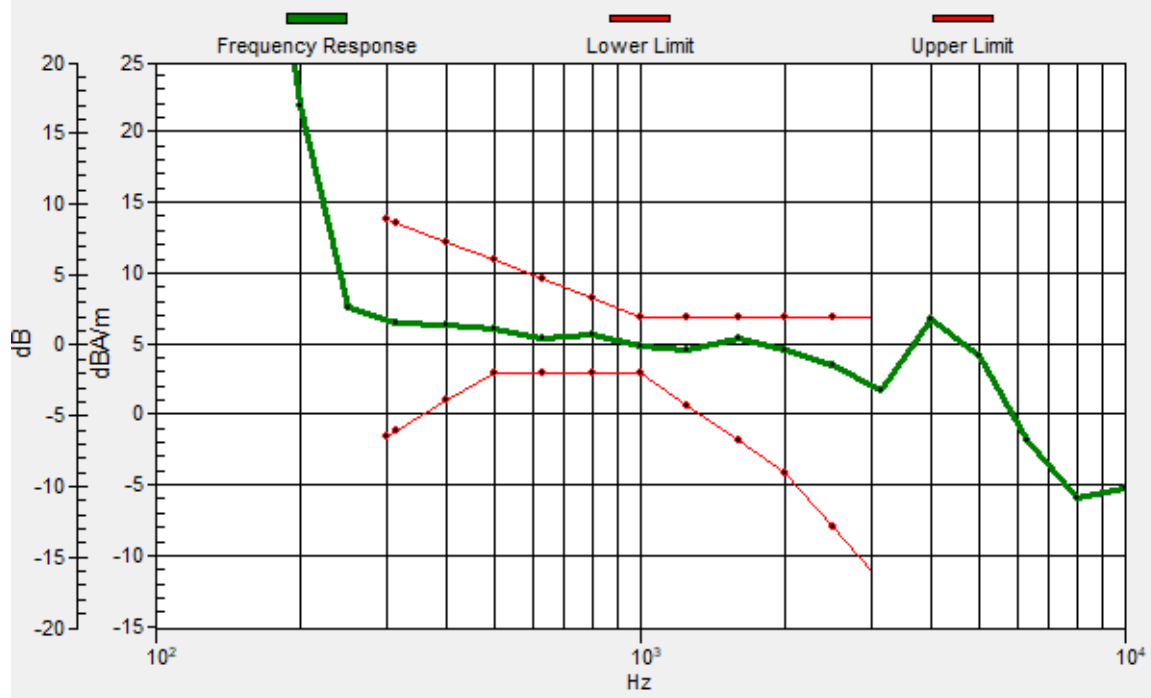
Location: 8.9, -13.1, 3.7 mm



0 dB = 343.7 = 50.72 dB

# General Scans/z (axial) wideband at best S/N/ABM Freq Resp(x,y,z,f)

Loc: 9.2, -13.4, 3.7 mm Diff: 1.56dB



### #08\_HAC\_T-Coil\_LTE Band 13\_10M\_QPSK\_1\_0\_Ch23230\_Transversal (Y)

Communication System: LTE; Frequency: 782 MHz

Medium: Air Medium parameters used:  $\sigma = 0$  S/m,  $\epsilon_r = 1$ ;  $\rho = 0$  kg/m<sup>3</sup>

Ambient Temperature: 23.5 °C

DASY5 Configuration

- Probe: AM1DV3 - 3130; ; Calibrated: 2022/8/26
- Sensor-Surface: 0mm (Fix Surface)
- Electronics: DAE4 Sn1512; Calibrated: 2022/3/29
- Phantom: HAC Test Arch with AMCC; Type: SD HAC P01 BA;
- Measurement SW: DASY52, Version 52.10 (4); SEMCAD X Version 14.6.14 (7483)


### General Scans/y (transversal) 4.2mm 50 x 50/ABM Interpolated SNR(x,y,z) (121x121x1):

Interpolated grid: dx=1.000 mm, dy=1.000 mm

ABM1/ABM2 = 39.21 dB

ABM1 comp = -8.64 dBA/m

Location: 8.2, -4, 3.7 mm





### #09\_HAC\_T-Coil\_LTE Band 14\_10M\_QPSK\_1\_0\_Ch23330\_Axial (Z)

Communication System: LTE; Frequency: 793 MHz

Medium: Air Medium parameters used:  $\sigma = 0$  S/m,  $\epsilon_r = 1$ ;  $\rho = 0$  kg/m<sup>3</sup>

Ambient Temperature: 23.5 °C

DASY5 Configuration

- Probe: AM1DV3 - 3130; ; Calibrated: 2022/8/26
- Sensor-Surface: 0mm (Fix Surface)
- Electronics: DAE4 Sn1512; Calibrated: 2022/3/29
- Phantom: HAC Test Arch with AMCC; Type: SD HAC P01 BA;
- Measurement SW: DASY52, Version 52.10 (4); SEMCAD X Version 14.6.14 (7483)


#### General Scans/z (axial) 4.2mm 50 x 50/ABM Interpolated SNR(x,y,z) (121x121x1): Interpolated

grid: dx=1.000 mm, dy=1.000 mm

ABM1/ABM2 = 48.82 dB

ABM1 comp = -2.32 dBA/m

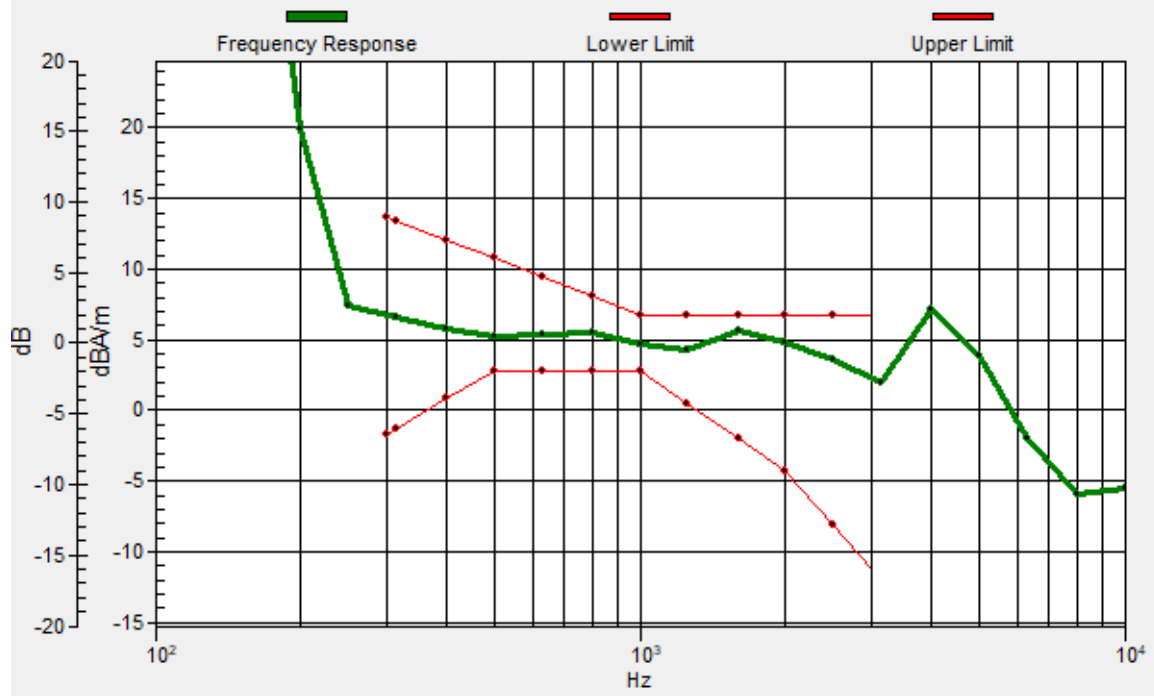
Location: 8.9, -12.4, 3.7 mm



0 dB = 276.1 = 48.82 dB

# General Scans/z (axial) wideband at best S/N/ABM Freq Resp(x,y,z,f)

Loc: 9, -12.5, 3.7 mm Diff: 1.14dB



### #09\_HAC\_T-Coil\_LTE Band 14\_10M\_QPSK\_1\_0\_Ch23330\_Transversal (Y)

Communication System: LTE; Frequency: 793 MHz

Medium: Air Medium parameters used:  $\sigma = 0$  S/m,  $\epsilon_r = 1$ ;  $\rho = 0$  kg/m<sup>3</sup>

Ambient Temperature: 23.5 °C

DASY5 Configuration

- Probe: AM1DV3 - 3130; ; Calibrated: 2022/8/26

- Sensor-Surface: 0mm (Fix Surface)

- Electronics: DAE4 Sn1512; Calibrated: 2022/3/29

- Phantom: HAC Test Arch with AMCC; Type: SD HAC P01 BA;

- Measurement SW: DASY52, Version 52.10 (4); SEMCAD X Version 14.6.14 (7483)


### General Scans/y (transversal) 4.2mm 50 x 50/ABM Interpolated SNR(x,y,z) (121x121x1):

Interpolated grid: dx=1.000 mm, dy=1.000 mm

ABM1/ABM2 = 37.58 dB

ABM1 comp = -10.60 dBA/m

Location: 10.3, -4, 3.7 mm



0 dB = 75.67 = 37.58 dB

### #10\_HAC\_T-Coil\_LTE Band 25\_20M\_QPSK\_1\_0\_Ch26340\_Axial (Z)

Communication System: LTE; Frequency: 1880 MHz

Medium: Air Medium parameters used:  $\sigma = 0$  S/m,  $\epsilon_r = 1$ ;  $\rho = 0$  kg/m<sup>3</sup>

Ambient Temperature: 23.5 °C

DASY5 Configuration

- Probe: AM1DV3 - 3130; ; Calibrated: 2022/8/26

- Sensor-Surface: 0mm (Fix Surface)

- Electronics: DAE4 Sn1512; Calibrated: 2022/3/29

- Phantom: HAC Test Arch with AMCC; Type: SD HAC P01 BA;

- Measurement SW: DASY52, Version 52.10 (4); SEMCAD X Version 14.6.14 (7483)


**General Scans/z (axial) 4.2mm 50 x 50/ABM Interpolated SNR(x,y,z) (121x121x1):** Interpolated

grid: dx=1.000 mm, dy=1.000 mm

ABM1/ABM2 = 49.25 dB

ABM1 comp = -1.17 dBA/m

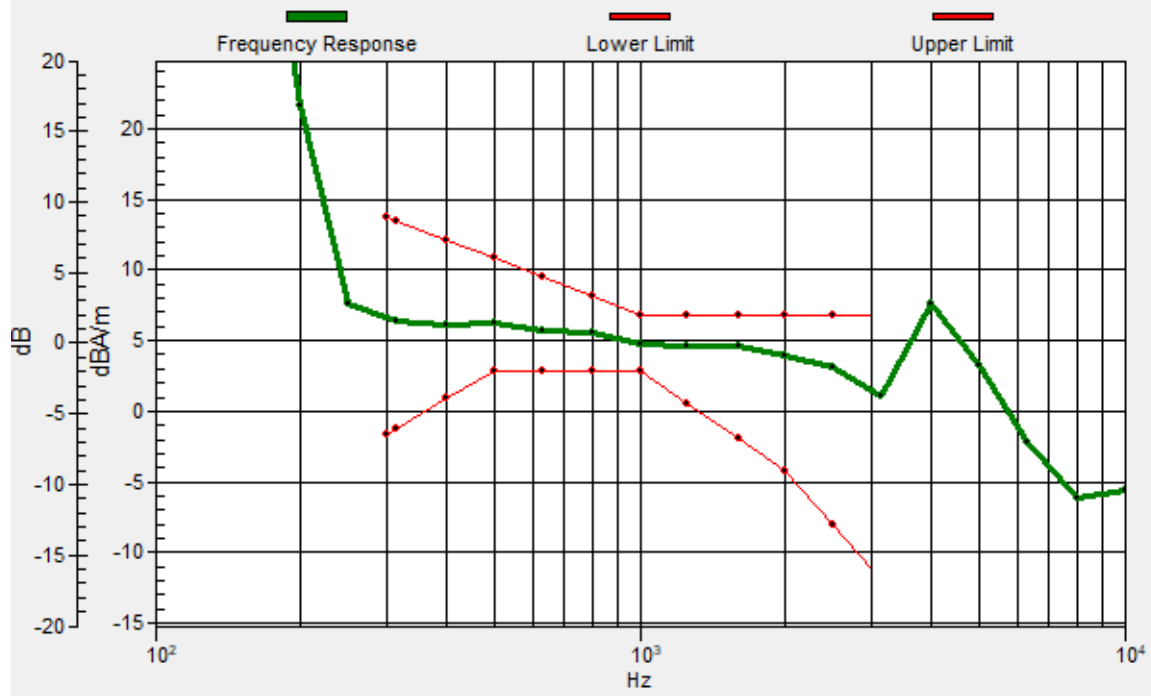
Location: 9.6, -12.4, 3.7 mm



0 dB = 290.1 = 49.25 dB

# General Scans/z (axial) wideband at best S/N/ABM Freq Resp(x,y,z,f)

Loc: 9.7, -12.6, 3.7 mm Diff: 2dB



### #10\_HAC\_T-Coil\_LTE Band 25\_20M\_QPSK\_1\_0\_Ch26340\_Transversal (Y)

Communication System: LTE; Frequency: 1880 MHz

Medium: Air Medium parameters used:  $\sigma = 0$  S/m,  $\epsilon_r = 1$ ;  $\rho = 0$  kg/m<sup>3</sup>

Ambient Temperature: 23.5 °C

DASY5 Configuration

- Probe: AM1DV3 - 3130; ; Calibrated: 2022/8/26

- Sensor-Surface: 0mm (Fix Surface)

- Electronics: DAE4 Sn1512; Calibrated: 2022/3/29

- Phantom: HAC Test Arch with AMCC; Type: SD HAC P01 BA;

- Measurement SW: DASY52, Version 52.10 (4); SEMCAD X Version 14.6.14 (7483)


### General Scans/y (transversal) 4.2mm 50 x 50/ABM Interpolated SNR(x,y,z) (121x121x1):

Interpolated grid: dx=1.000 mm, dy=1.000 mm

ABM1/ABM2 = 37.64 dB

ABM1 comp = -9.18 dBA/m

Location: 10.3, -25, 3.7 mm



### #11\_HAC\_T-Coil\_LTE Band 26\_15M\_QPSK\_1\_0\_Ch26865\_Axial (Z)

Communication System: LTE; Frequency: 831.5 MHz

Medium: Air Medium parameters used:  $\sigma = 0$  S/m,  $\epsilon_r = 1$ ;  $\rho = 0$  kg/m<sup>3</sup>

Ambient Temperature: 23.5 °C

#### DASY5 Configuration

- Probe: AM1DV3 - 3130; ; Calibrated: 2022/8/26
- Sensor-Surface: 0mm (Fix Surface)
- Electronics: DAE4 Sn1512; Calibrated: 2022/3/29
- Phantom: HAC Test Arch with AMCC; Type: SD HAC P01 BA;
- Measurement SW: DASY52, Version 52.10 (4); SEMCAD X Version 14.6.14 (7483)


#### General Scans/z (axial) 4.2mm 50 x 50/ABM Interpolated SNR(x,y,z) (121x121x1): Interpolated

grid: dx=1.000 mm, dy=1.000 mm

ABM1/ABM2 = 47.67 dB

ABM1 comp = -3.29 dBA/m

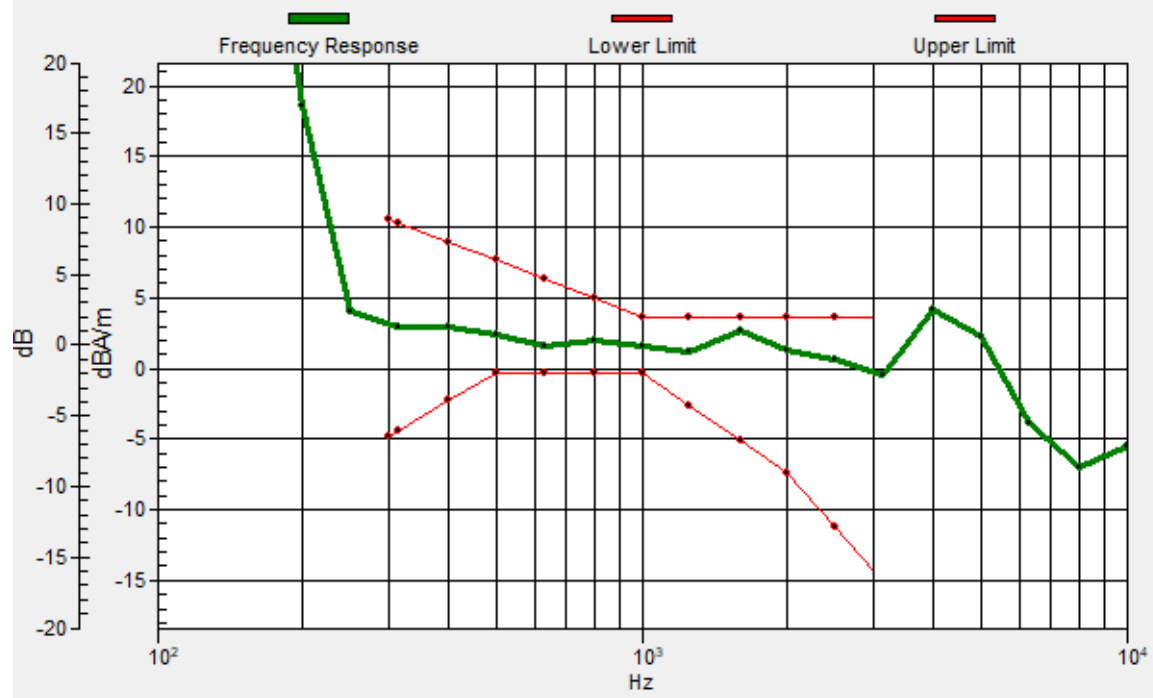
Location: 4.7, -17.3, 3.7 mm



0 dB = 241.8 = 47.67 dB

# General Scans/z (axial) wideband at best S/N/ABM Freq Resp(x,y,z,f)

Loc: 4.7, -17.2, 3.7 mm Diff: 0.92dB





### #11\_HAC\_T-Coil\_LTE Band 26\_15M\_QPSK\_1\_0\_Ch26865\_Transversal (Y)

Communication System: LTE; Frequency: 831.5 MHz

Medium: Air Medium parameters used:  $\sigma = 0$  S/m,  $\epsilon_r = 1$ ;  $\rho = 0$  kg/m<sup>3</sup>

Ambient Temperature: 23.5 °C

DASY5 Configuration

- Probe: AM1DV3 - 3130; ; Calibrated: 2022/8/26
- Sensor-Surface: 0mm (Fix Surface)
- Electronics: DAE4 Sn1512; Calibrated: 2022/3/29
- Phantom: HAC Test Arch with AMCC; Type: SD HAC P01 BA;
- Measurement SW: DASY52, Version 52.10 (4); SEMCAD X Version 14.6.14 (7483)


### General Scans/y (transversal) 4.2mm 50 x 50/ABM Interpolated SNR(x,y,z) (121x121x1):

Interpolated grid: dx=1.000 mm, dy=1.000 mm

ABM1/ABM2 = 41.49 dB

ABM1 comp = -6.31 dBA/m

Location: 11, -25, 3.7 mm



0 dB = 118.7 = 41.49 dB

## #12\_HAC\_T-Coil\_LTE Band 30\_10M\_QPSK\_1\_0\_Ch27710\_Axial (Z)

Communication System: LTE; Frequency: 2310 MHz

Medium: Air Medium parameters used:  $\sigma = 0$  S/m,  $\epsilon_r = 1$ ;  $\rho = 0$  kg/m<sup>3</sup>

Ambient Temperature: 23.5 °C

DASY5 Configuration

- Probe: AM1DV3 - 3130; ; Calibrated: 2022/8/26

- Sensor-Surface: 0mm (Fix Surface)

- Electronics: DAE4 Sn1512; Calibrated: 2022/3/29

- Phantom: HAC Test Arch with AMCC; Type: SD HAC P01 BA;

- Measurement SW: DASY52, Version 52.10 (4); SEMCAD X Version 14.6.14 (7483)


**General Scans/z (axial) 4.2mm 50 x 50/ABM Interpolated SNR(x,y,z) (121x121x1):** Interpolated

grid: dx=1.000 mm, dy=1.000 mm

ABM1/ABM2 = 49.45 dB

ABM1 comp = -1.25 dBA/m

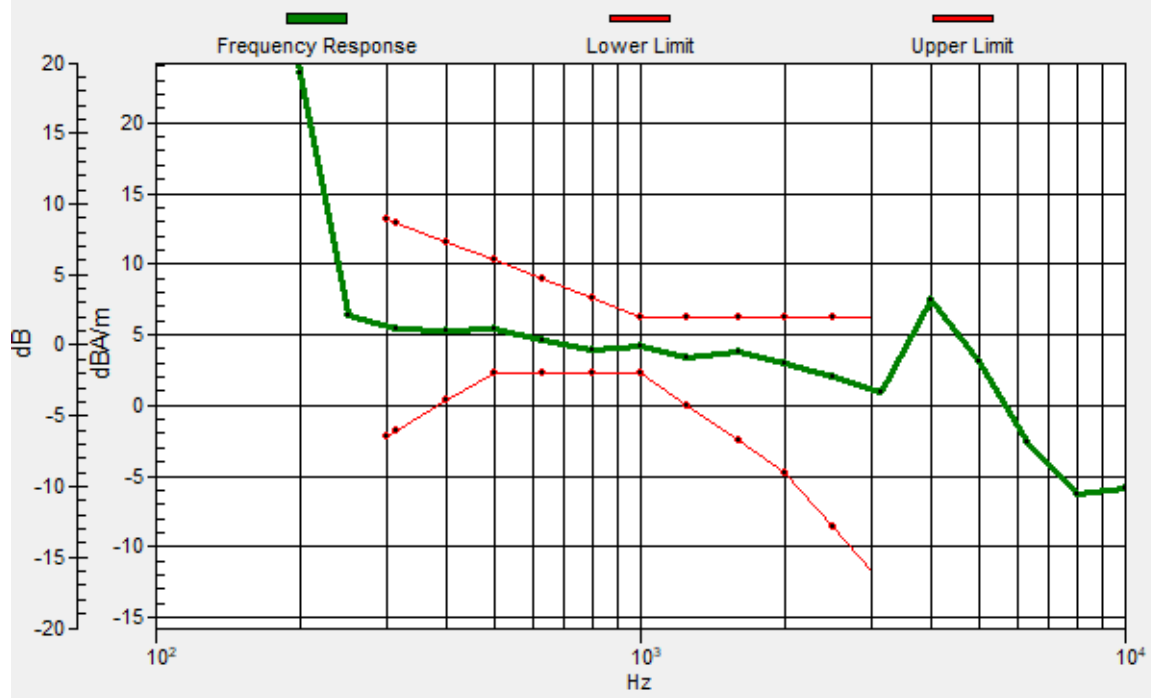
Location: 11, -11.7, 3.7 mm



0 dB = 296.9 = 49.45 dB

# General Scans/z (axial) wideband at best S/N/ABM Freq Resp(x,y,z,f)

Loc: 10.9, -11.6, 3.7 mm Diff: 1.6dB



## #12\_HAC\_T-Coil\_LTE Band 30\_10M\_QPSK\_1\_0\_Ch27710\_Transversal (Y)

Communication System: LTE; Frequency: 2310 MHz

Medium: Air Medium parameters used:  $\sigma = 0$  S/m,  $\epsilon_r = 1$ ;  $\rho = 0$  kg/m<sup>3</sup>

Ambient Temperature: 23.5 °C

DASY5 Configuration

- Probe: AM1DV3 - 3130; ; Calibrated: 2022/8/26

- Sensor-Surface: 0mm (Fix Surface)

- Electronics: DAE4 Sn1512; Calibrated: 2022/3/29

- Phantom: HAC Test Arch with AMCC; Type: SD HAC P01 BA;

- Measurement SW: DASY52, Version 52.10 (4); SEMCAD X Version 14.6.14 (7483)


### General Scans/y (transversal) 4.2mm 50 x 50/ABM Interpolated SNR(x,y,z) (121x121x1):

Interpolated grid: dx=1.000 mm, dy=1.000 mm

ABM1/ABM2 = 37.24 dB

ABM1 comp = -10.60 dBA/m

Location: 11, -25, 3.7 mm



### #13\_HAC\_T-Coil\_LTE Band 41\_20M\_QPSK\_1\_0\_Ch40620\_Axial (Z)

Communication System: LTE TDD; Frequency: 2593 MHz

Medium: Air Medium parameters used:  $\sigma = 0$  S/m,  $\epsilon_r = 1$ ;  $\rho = 0$  kg/m<sup>3</sup>

Ambient Temperature: 23.5 °C

DASY5 Configuration

- Probe: AM1DV3 - 3130; ; Calibrated: 2022/8/26

- Sensor-Surface: 0mm (Fix Surface)

- Electronics: DAE4 Sn1512; Calibrated: 2022/3/29

- Phantom: HAC Test Arch with AMCC; Type: SD HAC P01 BA;

- Measurement SW: DASY52, Version 52.10 (4); SEMCAD X Version 14.6.14 (7483)


**General Scans/z (axial) 4.2mm 50 x 50/ABM Interpolated SNR(x,y,z) (121x121x1):** Interpolated

grid: dx=1.000 mm, dy=1.000 mm

ABM1/ABM2 = 42.62 dB

ABM1 comp = -3.91 dBA/m

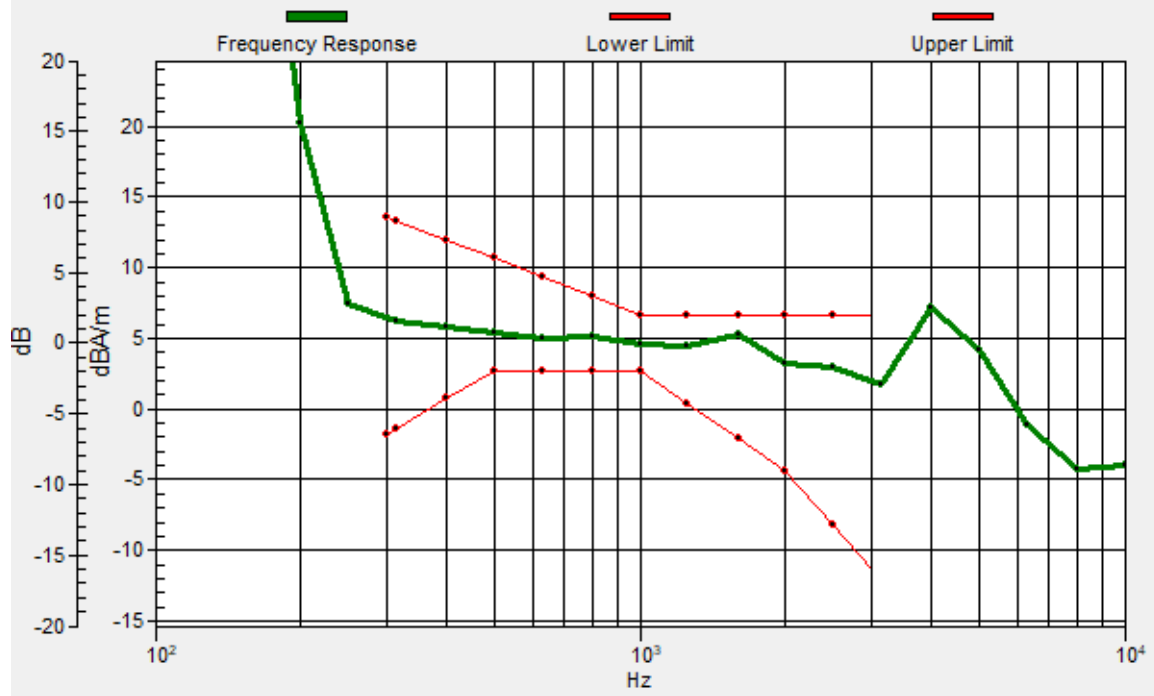
Location: 10.3, -15.2, 3.7 mm



0 dB = 135.2 = 42.62 dB

# General Scans/z (axial) wideband at best S/N/ABM Freq Resp(x,y,z,f)

Loc: 10.6, -15, 3.7 mm Diff: 1.33dB



### #13\_HAC\_T-Coil\_LTE Band 41\_20M\_QPSK\_1\_0\_Ch40620\_Transversal (Y)

Communication System: LTE TDD; Frequency: 2593 MHz

Medium: Air Medium parameters used:  $\sigma = 0$  S/m,  $\epsilon_r = 1$ ;  $\rho = 0$  kg/m<sup>3</sup>

Ambient Temperature: 23.5 °C

DASY5 Configuration

- Probe: AM1DV3 - 3130; ; Calibrated: 2022/8/26
- Sensor-Surface: 0mm (Fix Surface)
- Electronics: DAE4 Sn1512; Calibrated: 2022/3/29
- Phantom: HAC Test Arch with AMCC; Type: SD HAC P01 BA;
- Measurement SW: DASY52, Version 52.10 (4); SEMCAD X Version 14.6.14 (7483)


### General Scans/y (transversal) 4.2mm 50 x 50/ABM Interpolated SNR(x,y,z) (121x121x1):

Interpolated grid: dx=1.000 mm, dy=1.000 mm

ABM1/ABM2 = 34.55 dB

ABM1 comp = -10.02 dBA/m

Location: 4.7, -4, 3.7 mm



0 dB = 53.41 = 34.55 dB

### #14\_HAC\_T-Coil\_LTE Band 48\_20M\_QPSK\_1\_0\_Ch55830\_Axial (Z)

Communication System: LTE TDD; Frequency: 3609 MHz

Medium: Air Medium parameters used:  $\sigma = 0$  S/m,  $\epsilon_r = 1$ ;  $\rho = 0$  kg/m<sup>3</sup>

Ambient Temperature: 23.5 °C

DASY5 Configuration

- Probe: AM1DV3 - 3130; ; Calibrated: 2022/8/26
- Sensor-Surface: 0mm (Fix Surface)
- Electronics: DAE4 Sn1512; Calibrated: 2022/3/29
- Phantom: HAC Test Arch with AMCC; Type: SD HAC P01 BA;
- Measurement SW: DASY52, Version 52.10 (4); SEMCAD X Version 14.6.14 (7483)


**General Scans/z (axial) 4.2mm 50 x 50/ABM Interpolated SNR(x,y,z) (121x121x1):** Interpolated

grid: dx=1.000 mm, dy=1.000 mm

ABM1/ABM2 = 47.17 dB

ABM1 comp = -0.67 dBA/m

Location: 6.8, -17.3, 3.7 mm

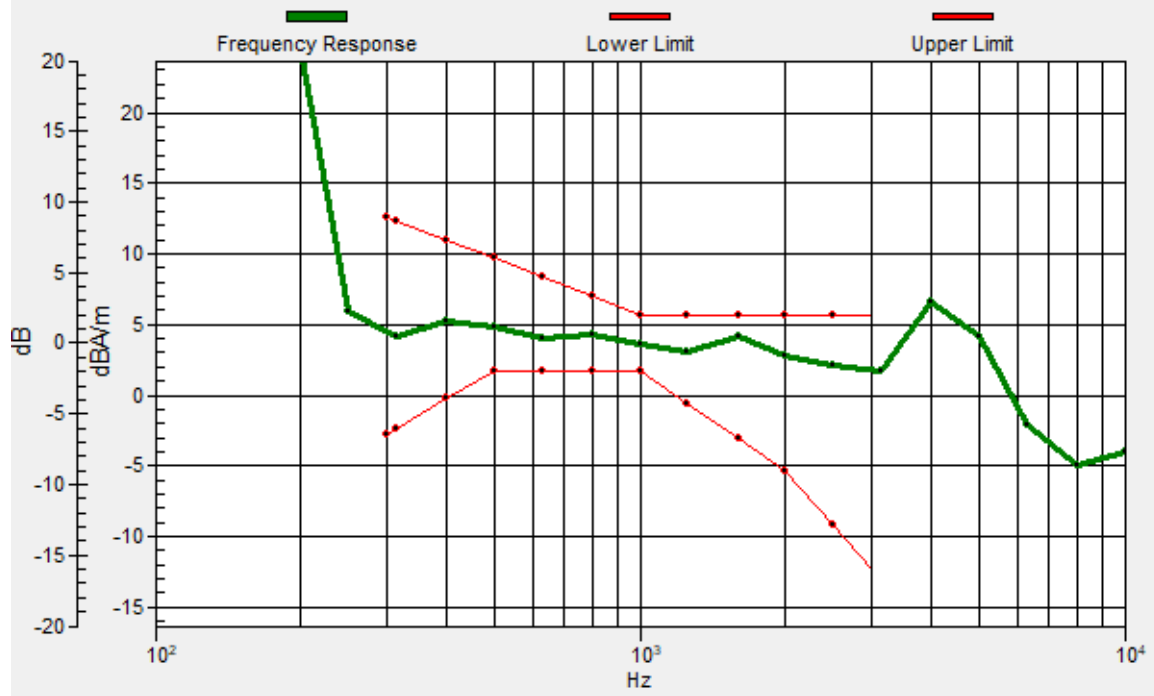


0 dB = 228.3 = 47.17 dB



# General Scans/z (axial) wideband at best S/N/ABM Freq Resp(x,y,z,f)

Loc: 7.1, -17.5, 3.7 mm Diff: 1.58dB



### #14\_HAC\_T-Coil\_LTE Band 48\_20M\_QPSK\_1\_0\_Ch55830\_Transversal (Y)

Communication System: LTE TDD; Frequency: 3609 MHz

Medium: Air Medium parameters used:  $\sigma = 0$  S/m,  $\epsilon_r = 1$ ;  $\rho = 0$  kg/m<sup>3</sup>

Ambient Temperature: 23.5 °C

DASY5 Configuration

- Probe: AM1DV3 - 3130; ; Calibrated: 2022/8/26
- Sensor-Surface: 0mm (Fix Surface)
- Electronics: DAE4 Sn1512; Calibrated: 2022/3/29
- Phantom: HAC Test Arch with AMCC; Type: SD HAC P01 BA;
- Measurement SW: DASY52, Version 52.10 (4); SEMCAD X Version 14.6.14 (7483)


### General Scans/y (transversal) 4.2mm 50 x 50/ABM Interpolated SNR(x,y,z) (121x121x1):

Interpolated grid: dx=1.000 mm, dy=1.000 mm

ABM1/ABM2 = 37.78 dB

ABM1 comp = -6.89 dBA/m

Location: 8.9, -25, 3.7 mm



0 dB = 77.43 = 37.78 dB

### #15\_HAC\_T-Coil\_LTE Band 66\_20M\_QPSK\_1\_0\_Ch132322\_Axial (Z)

Communication System: LTE; Frequency: 1745 MHz

Medium: Air Medium parameters used:  $\sigma = 0$  S/m,  $\epsilon_r = 1$ ;  $\rho = 0$  kg/m<sup>3</sup>

Ambient Temperature: 23.5 °C

DASY5 Configuration

- Probe: AM1DV3 - 3130; ; Calibrated: 2022/8/26

- Sensor-Surface: 0mm (Fix Surface)

- Electronics: DAE4 Sn1512; Calibrated: 2022/3/29

- Phantom: HAC Test Arch with AMCC; Type: SD HAC P01 BA;

- Measurement SW: DASY52, Version 52.10 (4); SEMCAD X Version 14.6.14 (7483)


### General Scans/z (axial) 4.2mm 50 x 50/ABM Interpolated SNR(x,y,z) (121x121x1): Interpolated

grid: dx=1.000 mm, dy=1.000 mm

ABM1/ABM2 = 50.42 dB

ABM1 comp = -0.30 dBA/m

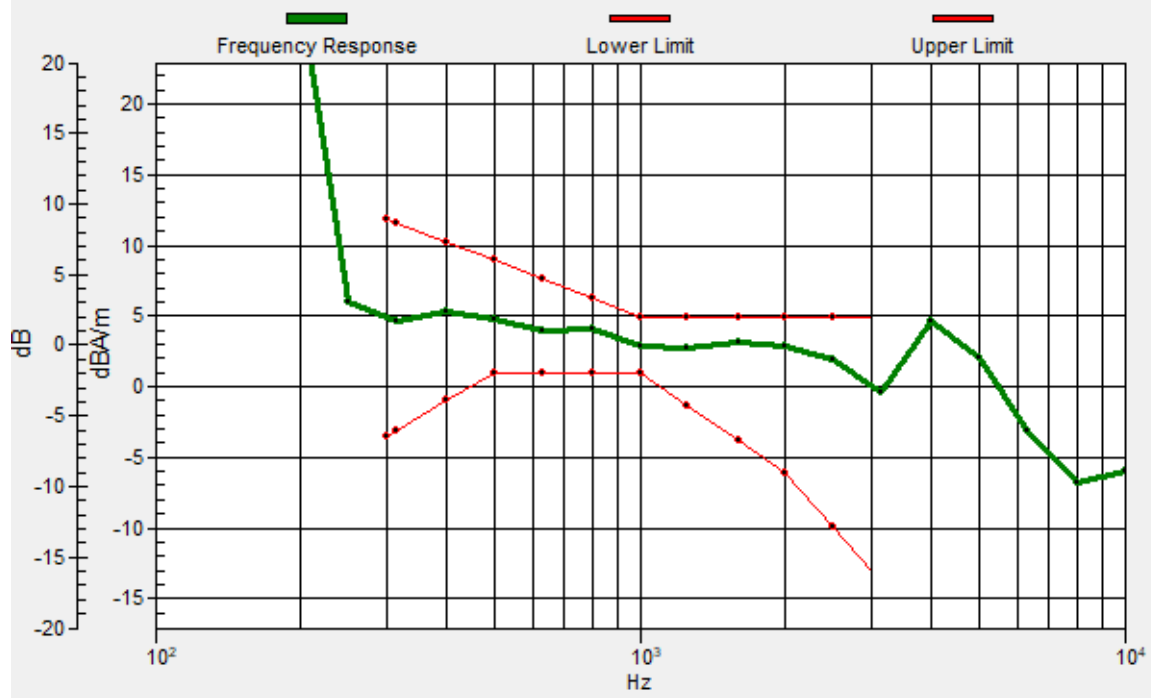
Location: 9.6, -18, 3.7 mm



0 dB = 331.8 = 50.42 dB

# General Scans/z (axial) wideband at best S/N/ABM Freq Resp(x,y,z,f)

Loc: 9.7, -17.7, 3.7 mm Diff: 1.76dB



### #15\_HAC\_T-Coil\_LTE Band 66\_20M\_QPSK\_1\_0\_Ch132322\_Transversal (Y)

Communication System: LTE; Frequency: 1745 MHz

Medium: Air Medium parameters used:  $\sigma = 0$  S/m,  $\epsilon_r = 1$ ;  $\rho = 0$  kg/m<sup>3</sup>

Ambient Temperature: 23.5 °C

#### DASY5 Configuration

- Probe: AM1DV3 - 3130; ; Calibrated: 2022/8/26
- Sensor-Surface: 0mm (Fix Surface)
- Electronics: DAE4 Sn1512; Calibrated: 2022/3/29
- Phantom: HAC Test Arch with AMCC; Type: SD HAC P01 BA;
- Measurement SW: DASY52, Version 52.10 (4); SEMCAD X Version 14.6.14 (7483)

#### General Scans/y (transversal) 4.2mm 50 x 50/ABM Interpolated SNR(x,y,z) (121x121x1):

Interpolated grid: dx=1.000 mm, dy=1.000 mm

ABM1/ABM2 = 37.90 dB

ABM1 comp = -9.89 dBA/m

Location: 4, -3.3, 3.7 mm



0 dB = 78.49 = 37.90 dB

### #16\_HAC\_T-Coil\_LTE Band 71\_20M\_QPSK\_1\_0\_Ch133297\_Axial (Z)

Communication System: LTE; Frequency: 680.5 MHz

Medium: Air Medium parameters used:  $\sigma = 0$  S/m,  $\epsilon_r = 1$ ;  $\rho = 0$  kg/m<sup>3</sup>

Ambient Temperature: 23.5 °C

DASY5 Configuration

- Probe: AM1DV3 - 3130; ; Calibrated: 2022/8/26
- Sensor-Surface: 0mm (Fix Surface)
- Electronics: DAE4 Sn1512; Calibrated: 2022/3/29
- Phantom: HAC Test Arch with AMCC; Type: SD HAC P01 BA;
- Measurement SW: DASY52, Version 52.10 (4); SEMCAD X Version 14.6.14 (7483)


#### General Scans/z (axial) 4.2mm 50 x 50/ABM Interpolated SNR(x,y,z) (121x121x1): Interpolated

grid: dx=1.000 mm, dy=1.000 mm

ABM1/ABM2 = 51.06 dB

ABM1 comp = 0.16 dBA/m

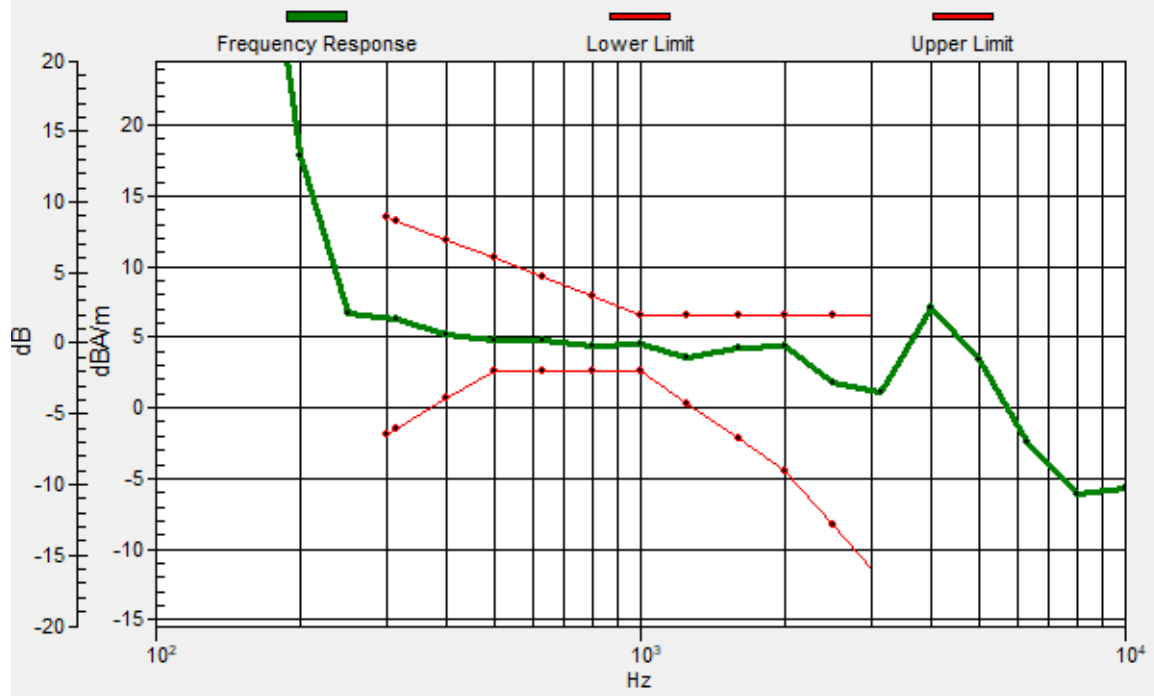
Location: 10.3, -16.6, 3.7 mm



0 dB = 357.3 = 51.06 dB

# General Scans/z (axial) wideband at best S/N/ABM Freq Resp(x,y,z,f)

Loc: 10.6, -16.4, 3.7 mm Diff: 1.85dB



## #16\_HAC\_T-Coil\_LTE Band 71\_20M\_QPSK\_1\_0\_Ch133297\_Transversal (Y)

Communication System: LTE; Frequency: 680.5 MHz

Medium: Air Medium parameters used:  $\sigma = 0$  S/m,  $\epsilon_r = 1$ ;  $\rho = 0$  kg/m<sup>3</sup>

Ambient Temperature: 23.5 °C

DASY5 Configuration

- Probe: AM1DV3 - 3130; ; Calibrated: 2022/8/26

- Sensor-Surface: 0mm (Fix Surface)

- Electronics: DAE4 Sn1512; Calibrated: 2022/3/29

- Phantom: HAC Test Arch with AMCC; Type: SD HAC P01 BA;

- Measurement SW: DASY52, Version 52.10 (4); SEMCAD X Version 14.6.14 (7483)


### General Scans/y (transversal) 4.2mm 50 x 50/ABM Interpolated SNR(x,y,z) (121x121x1):

Interpolated grid: dx=1.000 mm, dy=1.000 mm

ABM1/ABM2 = 40.76 dB

ABM1 comp = -7.44 dBA/m

Location: 6.8, -25, 3.7 mm



0 dB = 109.1 = 40.76 dB



### #17\_HAC\_T-Coil\_LTE Band 26\_15M\_QPSK\_1\_0\_Ch26865\_Axial (Z)

Communication System: LTE; Frequency: 831.5 MHz

Medium: Air Medium parameters used:  $\sigma = 0$  S/m,  $\epsilon_r = 1$ ;  $\rho = 0$  kg/m<sup>3</sup>

Ambient Temperature: 23.5 °C

DASY5 Configuration

- Probe: AM1DV3 - 3130; ; Calibrated: 2022/8/26
- Sensor-Surface: 0mm (Fix Surface)
- Electronics: DAE4 Sn1512; Calibrated: 2022/3/29
- Phantom: HAC Test Arch with AMCC; Type: SD HAC P01 BA;
- Measurement SW: DASY52, Version 52.10 (4); SEMCAD X Version 14.6.14 (7483)


### General Scans/z (axial) 4.2mm 50 x 50/ABM Interpolated SNR(x,y,z) (121x121x1): Interpolated

grid: dx=1.000 mm, dy=1.000 mm

ABM1/ABM2 = 47.67 dB

ABM1 comp = -3.29 dBA/m

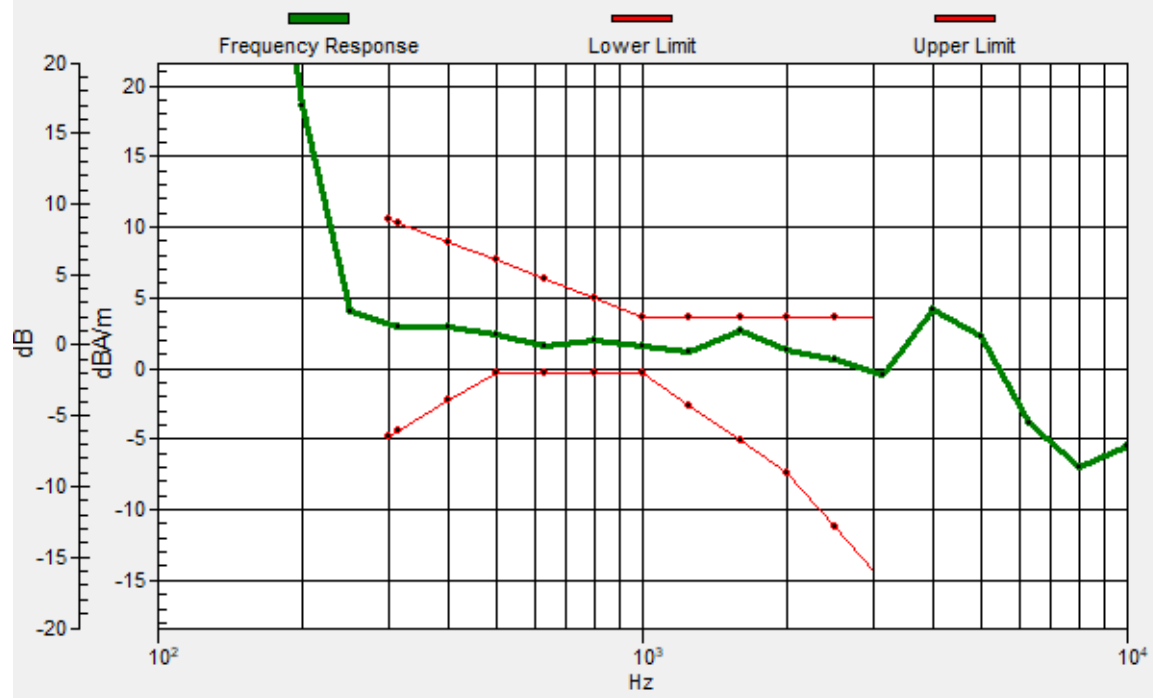
Location: 4.7, -17.3, 3.7 mm



0 dB = 241.8 = 47.67 dB

# General Scans/z (axial) wideband at best S/N/ABM Freq Resp(x,y,z,f)

Loc: 4.7, -17.2, 3.7 mm Diff: 0.92dB



### #17\_HAC\_T-Coil\_LTE Band 26\_15M\_QPSK\_1\_0\_Ch26865\_Transversal (Y)

Communication System: LTE; Frequency: 831.5 MHz

Medium: Air Medium parameters used:  $\sigma = 0$  S/m,  $\epsilon_r = 1$ ;  $\rho = 0$  kg/m<sup>3</sup>

Ambient Temperature: 23.5 °C

DASY5 Configuration

- Probe: AM1DV3 - 3130; ; Calibrated: 2022/8/26
- Sensor-Surface: 0mm (Fix Surface)
- Electronics: DAE4 Sn1512; Calibrated: 2022/3/29
- Phantom: HAC Test Arch with AMCC; Type: SD HAC P01 BA;
- Measurement SW: DASY52, Version 52.10 (4); SEMCAD X Version 14.6.14 (7483)


### General Scans/y (transversal) 4.2mm 50 x 50/ABM Interpolated SNR(x,y,z) (121x121x1):

Interpolated grid: dx=1.000 mm, dy=1.000 mm

ABM1/ABM2 = 41.49 dB

ABM1 comp = -6.31 dBA/m

Location: 11, -25, 3.7 mm



### #18\_HAC\_T-Coil\_LTE Band 7\_20M\_QPSK\_1\_0\_Ch21100\_Axial (Z)

Communication System: LTE; Frequency: 2535 MHz

Medium: Air Medium parameters used:  $\sigma = 0$  S/m,  $\epsilon_r = 1$ ;  $\rho = 0$  kg/m<sup>3</sup>

Ambient Temperature: 23.5 °C

DASY5 Configuration

- Probe: AM1DV3 - 3130; ; Calibrated: 2022/8/26
- Sensor-Surface: 0mm (Fix Surface)
- Electronics: DAE4 Sn1512; Calibrated: 2022/3/29
- Phantom: HAC Test Arch with AMCC; Type: SD HAC P01 BA;
- Measurement SW: DASY52, Version 52.10 (4); SEMCAD X Version 14.6.14 (7483)


### General Scans/z (axial) 4.2mm 50 x 50/ABM Interpolated SNR(x,y,z) (121x121x1): Interpolated

grid: dx=1.000 mm, dy=1.000 mm

ABM1/ABM2 = 50.30 dB

ABM1 comp = -0.40 dBA/m

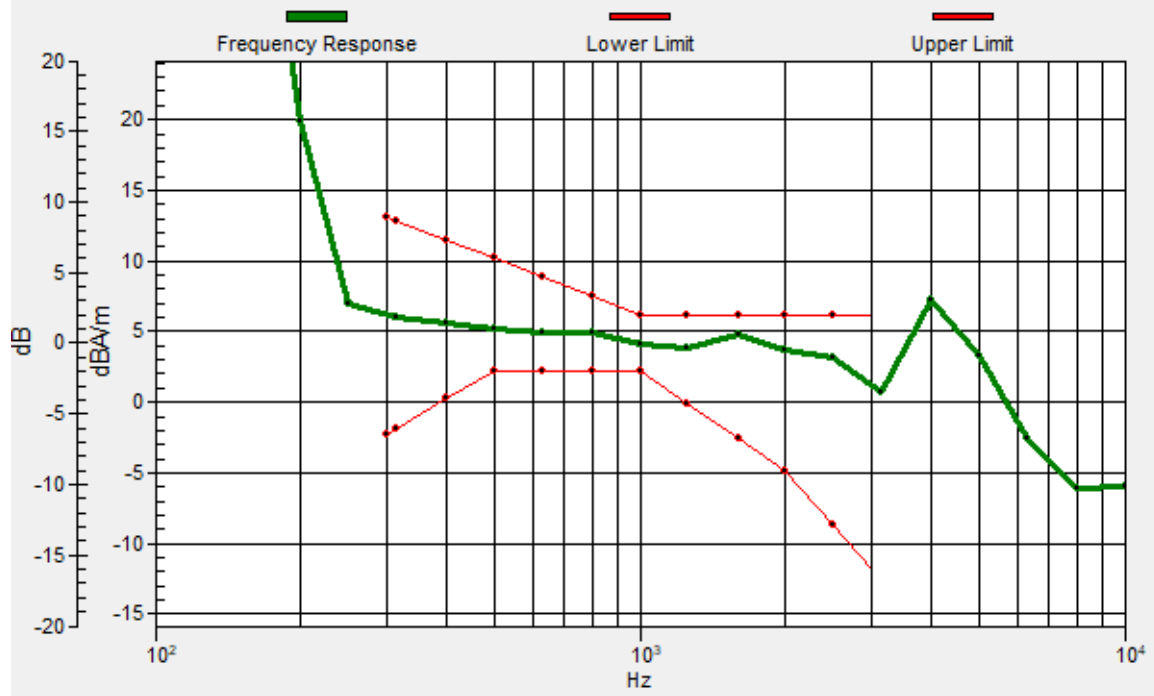
Location: 9.6, -12.4, 3.7 mm



0 dB = 327.3 = 50.30 dB

# General Scans/z (axial) wideband at best S/N/ABM Freq Resp(x,y,z,f)

Loc: 10, -12.1, 3.7 mm Diff: 1.34dB



## #18\_HAC\_T-Coil\_LTE Band 7\_20M\_QPSK\_1\_0\_Ch21100\_Transversal (Y)

Communication System: LTE; Frequency: 2535 MHz

Medium: Air Medium parameters used:  $\sigma = 0$  S/m,  $\epsilon_r = 1$ ;  $\rho = 0$  kg/m<sup>3</sup>

Ambient Temperature: 23.5 °C

DASY5 Configuration

- Probe: AM1DV3 - 3130; ; Calibrated: 2022/8/26

- Sensor-Surface: 0mm (Fix Surface)

- Electronics: DAE4 Sn1512; Calibrated: 2022/3/29

- Phantom: HAC Test Arch with AMCC; Type: SD HAC P01 BA;

- Measurement SW: DASY52, Version 52.10 (4); SEMCAD X Version 14.6.14 (7483)


### General Scans/y (transversal) 4.2mm 50 x 50/ABM Interpolated SNR(x,y,z) (121x121x1):

Interpolated grid: dx=1.000 mm, dy=1.000 mm

ABM1/ABM2 = 38.24 dB

ABM1 comp = -8.71 dBA/m

Location: 8.9, -4, 3.7 mm



### #19\_HAC\_T-Coil\_LTE Band 12\_10M\_QPSK\_1\_0\_Ch23095\_Axial (Z)

Communication System: LTE; Frequency: 707.5 MHz

Medium: Air Medium parameters used:  $\sigma = 0$  S/m,  $\epsilon_r = 1$ ;  $\rho = 0$  kg/m<sup>3</sup>

Ambient Temperature: 23.5 °C

DASY5 Configuration

- Probe: AM1DV3 - 3130; ; Calibrated: 2022/8/26

- Sensor-Surface: 0mm (Fix Surface)

- Electronics: DAE4 Sn1512; Calibrated: 2022/3/29

- Phantom: HAC Test Arch with AMCC; Type: SD HAC P01 BA;

- Measurement SW: DASY52, Version 52.10 (4); SEMCAD X Version 14.6.14 (7483)


**General Scans/z (axial) 4.2mm 50 x 50/ABM Interpolated SNR(x,y,z) (121x121x1):** Interpolated

grid: dx=1.000 mm, dy=1.000 mm

ABM1/ABM2 = 48.98 dB

ABM1 comp = -1.79 dBA/m

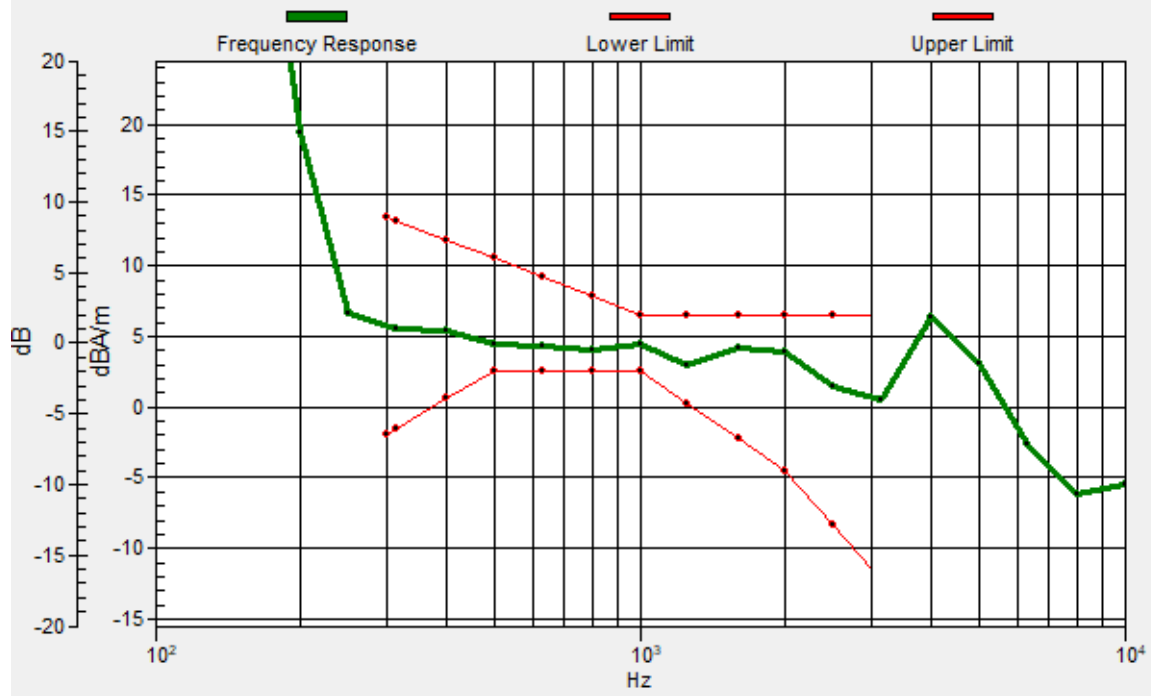
Location: 9.6, -17.3, 3.7 mm



0 dB = 281.3 = 48.98 dB

# General Scans/z (axial) wideband at best S/N/ABM Freq Resp(x,y,z,f)

Loc: 9.4, -17.2, 3.7 mm Diff: 1.59dB





### #19\_HAC\_T-Coil\_LTE Band 12\_10M\_QPSK\_1\_0\_Ch23095\_Transversal (Y)

Communication System: LTE; Frequency: 707.5 MHz

Medium: Air Medium parameters used:  $\sigma = 0$  S/m,  $\epsilon_r = 1$ ;  $\rho = 0$  kg/m<sup>3</sup>

Ambient Temperature: 23.5 °C

#### DASY5 Configuration

- Probe: AM1DV3 - 3130; ; Calibrated: 2022/8/26
- Sensor-Surface: 0mm (Fix Surface)
- Electronics: DAE4 Sn1512; Calibrated: 2022/3/29
- Phantom: HAC Test Arch with AMCC; Type: SD HAC P01 BA;
- Measurement SW: DASY52, Version 52.10 (4); SEMCAD X Version 14.6.14 (7483)

#### General Scans/y (transversal) 4.2mm 50 x 50/ABM Interpolated SNR(x,y,z) (121x121x1):

Interpolated grid: dx=1.000 mm, dy=1.000 mm

ABM1/ABM2 = 39.37 dB

ABM1 comp = -8.13 dBA/m

Location: 9.6, -25, 3.7 mm



0 dB = 92.98 = 39.37 dB

## #20\_HAC\_T-Coil\_LTE Band 14\_10M\_QPSK\_1\_0\_Ch23330\_Axial (Z)

Communication System: LTE; Frequency: 793 MHz

Medium: Air Medium parameters used:  $\sigma = 0$  S/m,  $\epsilon_r = 1$ ;  $\rho = 0$  kg/m<sup>3</sup>

Ambient Temperature: 23.5 °C

DASY5 Configuration

- Probe: AM1DV3 - 3130; ; Calibrated: 2022/8/26

- Sensor-Surface: 0mm (Fix Surface)

- Electronics: DAE4 Sn1512; Calibrated: 2022/3/29

- Phantom: HAC Test Arch with AMCC; Type: SD HAC P01 BA;

- Measurement SW: DASY52, Version 52.10 (4); SEMCAD X Version 14.6.14 (7483)


**General Scans/z (axial) 4.2mm 50 x 50/ABM Interpolated SNR(x,y,z) (121x121x1):** Interpolated

grid: dx=1.000 mm, dy=1.000 mm

ABM1/ABM2 = 48.82 dB

ABM1 comp = -2.32 dBA/m

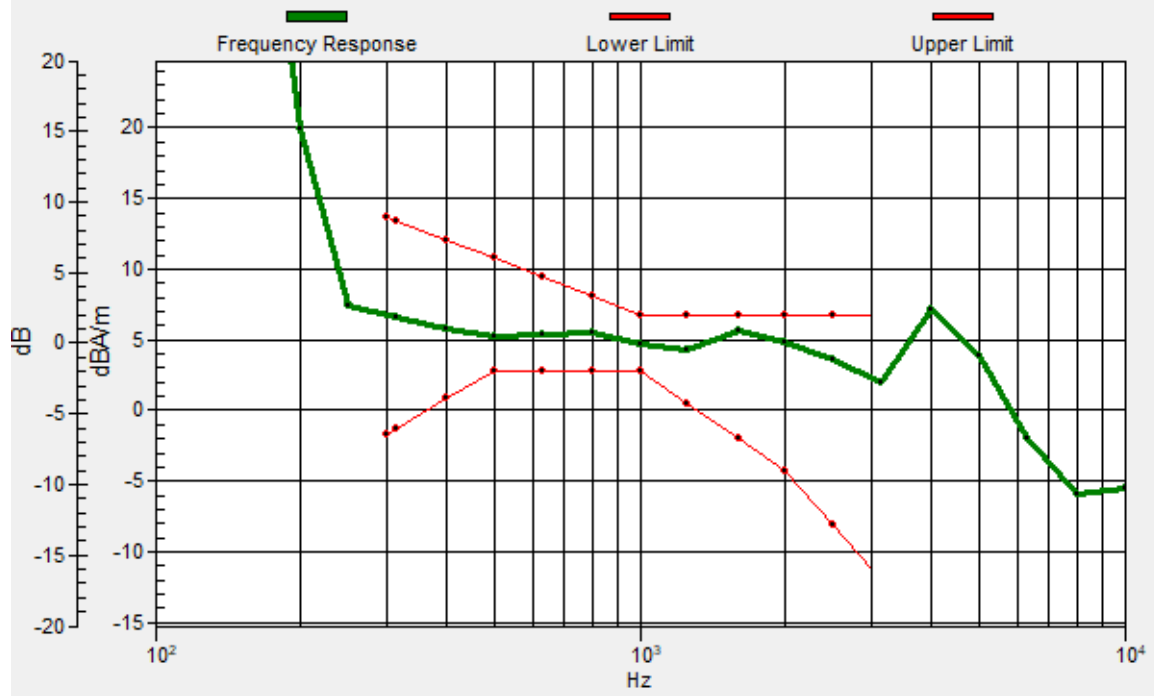
Location: 8.9, -12.4, 3.7 mm



0 dB = 276.1 = 48.82 dB

# General Scans/z (axial) wideband at best S/N/ABM Freq Resp(x,y,z,f)

Loc: 9, -12.5, 3.7 mm Diff: 1.14dB



## #20\_HAC\_T-Coil\_LTE Band 14\_10M\_QPSK\_1\_0\_Ch23330\_Transversal (Y)

Communication System: LTE; Frequency: 793 MHz

Medium: Air Medium parameters used:  $\sigma = 0$  S/m,  $\epsilon_r = 1$ ;  $\rho = 0$  kg/m<sup>3</sup>

Ambient Temperature: 23.5 °C

DASY5 Configuration

- Probe: AM1DV3 - 3130; ; Calibrated: 2022/8/26

- Sensor-Surface: 0mm (Fix Surface)

- Electronics: DAE4 Sn1512; Calibrated: 2022/3/29

- Phantom: HAC Test Arch with AMCC; Type: SD HAC P01 BA;

- Measurement SW: DASY52, Version 52.10 (4); SEMCAD X Version 14.6.14 (7483)


### General Scans/y (transversal) 4.2mm 50 x 50/ABM Interpolated SNR(x,y,z) (121x121x1):

Interpolated grid: dx=1.000 mm, dy=1.000 mm

ABM1/ABM2 = 37.58 dB

ABM1 comp = -10.60 dBA/m

Location: 10.3, -4, 3.7 mm



0 dB = 75.67 = 37.58 dB

### #21\_HAC\_T-Coil\_LTE Band 25\_20M\_QPSK\_1\_0\_Ch26340\_Axial (Z)

Communication System: LTE; Frequency: 1880 MHz

Medium: Air Medium parameters used:  $\sigma = 0$  S/m,  $\epsilon_r = 1$ ;  $\rho = 0$  kg/m<sup>3</sup>

Ambient Temperature: 23.5 °C

DASY5 Configuration

- Probe: AM1DV3 - 3130; ; Calibrated: 2022/8/26

- Sensor-Surface: 0mm (Fix Surface)

- Electronics: DAE4 Sn1512; Calibrated: 2022/3/29

- Phantom: HAC Test Arch with AMCC; Type: SD HAC P01 BA;

- Measurement SW: DASY52, Version 52.10 (4); SEMCAD X Version 14.6.14 (7483)


**General Scans/z (axial) 4.2mm 50 x 50/ABM Interpolated SNR(x,y,z) (121x121x1):** Interpolated

grid: dx=1.000 mm, dy=1.000 mm

ABM1/ABM2 = 49.25 dB

ABM1 comp = -1.17 dBA/m

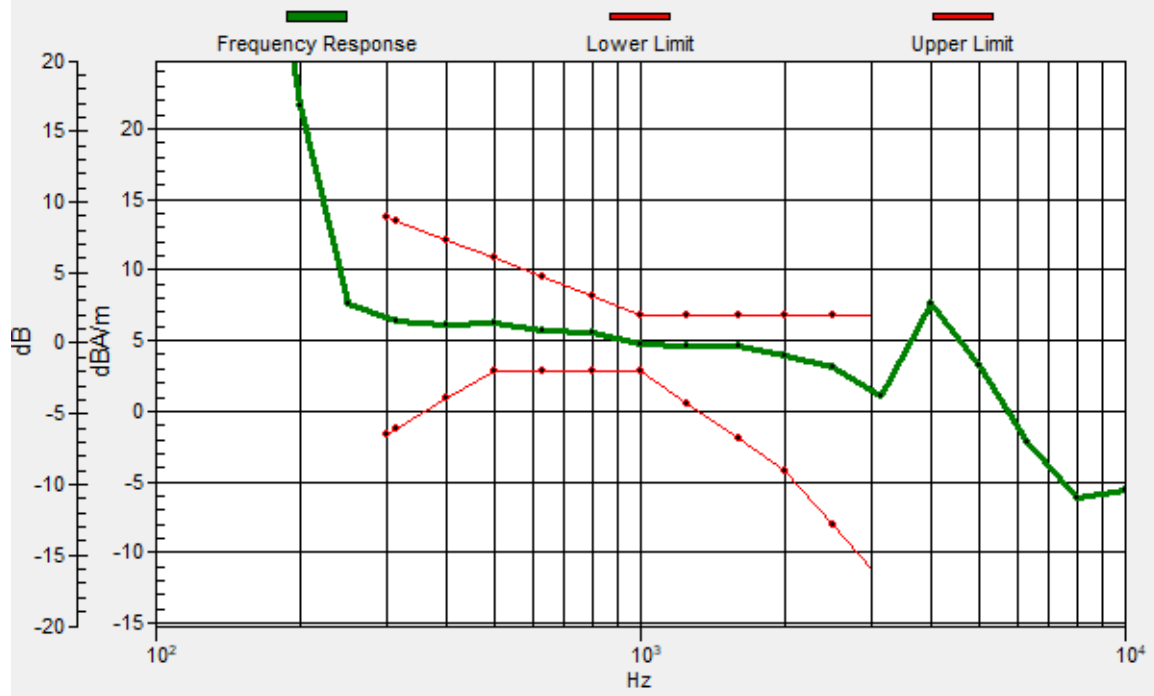
Location: 9.6, -12.4, 3.7 mm



0 dB = 290.1 = 49.25 dB

# General Scans/z (axial) wideband at best S/N/ABM Freq Resp(x,y,z,f)

Loc: 9.7, -12.6, 3.7 mm Diff: 2dB



## #21\_HAC\_T-Coil\_LTE Band 25\_20M\_QPSK\_1\_0\_Ch26340\_Transversal (Y)

Communication System: LTE; Frequency: 1880 MHz

Medium: Air Medium parameters used:  $\sigma = 0$  S/m,  $\epsilon_r = 1$ ;  $\rho = 0$  kg/m<sup>3</sup>

Ambient Temperature: 23.5 °C

DASY5 Configuration

- Probe: AM1DV3 - 3130; ; Calibrated: 2022/8/26

- Sensor-Surface: 0mm (Fix Surface)

- Electronics: DAE4 Sn1512; Calibrated: 2022/3/29

- Phantom: HAC Test Arch with AMCC; Type: SD HAC P01 BA;

- Measurement SW: DASY52, Version 52.10 (4); SEMCAD X Version 14.6.14 (7483)


### General Scans/y (transversal) 4.2mm 50 x 50/ABM Interpolated SNR(x,y,z) (121x121x1):

Interpolated grid: dx=1.000 mm, dy=1.000 mm

ABM1/ABM2 = 37.64 dB

ABM1 comp = -9.18 dBA/m

Location: 10.3, -25, 3.7 mm



## #22\_HAC\_T-Coil\_LTE Band 30\_10M\_QPSK\_1\_0\_Ch27710\_Axial (Z)

Communication System: LTE; Frequency: 2310 MHz

Medium: Air Medium parameters used:  $\sigma = 0$  S/m,  $\epsilon_r = 1$ ;  $\rho = 0$  kg/m<sup>3</sup>

Ambient Temperature: 23.5 °C

DASY5 Configuration

- Probe: AM1DV3 - 3130; ; Calibrated: 2022/8/26

- Sensor-Surface: 0mm (Fix Surface)

- Electronics: DAE4 Sn1512; Calibrated: 2022/3/29

- Phantom: HAC Test Arch with AMCC; Type: SD HAC P01 BA;

- Measurement SW: DASY52, Version 52.10 (4); SEMCAD X Version 14.6.14 (7483)


**General Scans/z (axial) 4.2mm 50 x 50/ABM Interpolated SNR(x,y,z) (121x121x1):** Interpolated

grid: dx=1.000 mm, dy=1.000 mm

ABM1/ABM2 = 49.45 dB

ABM1 comp = -1.25 dBA/m

Location: 11, -11.7, 3.7 mm

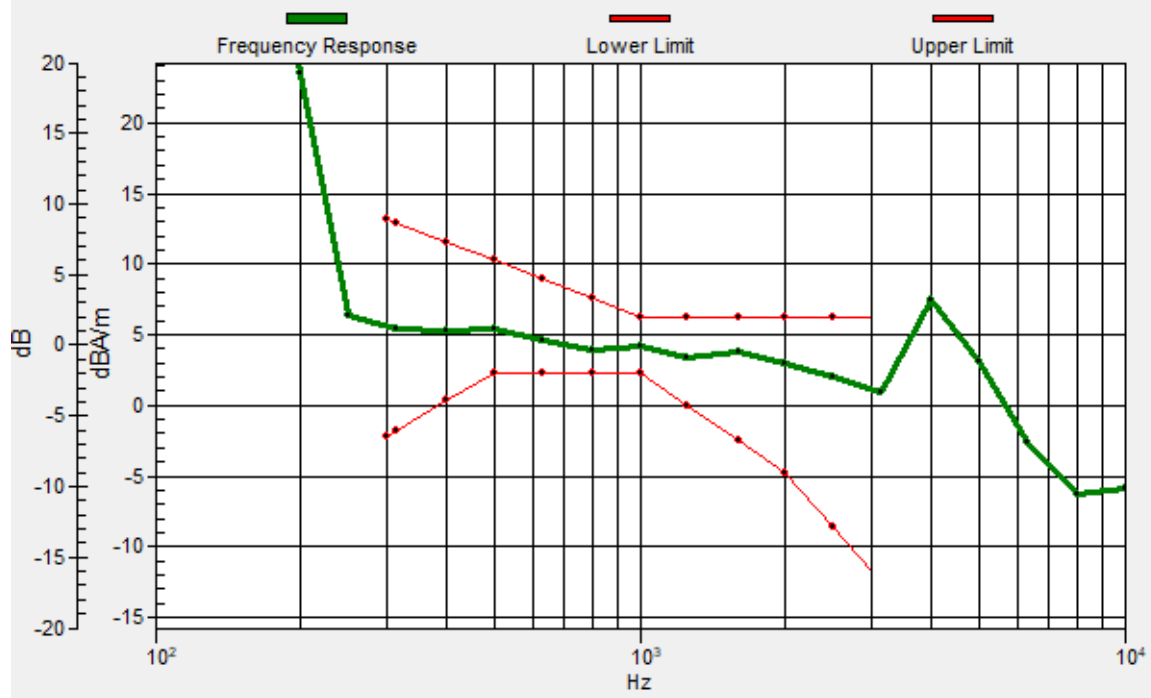


0 dB = 296.9 = 49.45 dB



# General Scans/z (axial) wideband at best S/N/ABM Freq Resp(x,y,z,f)

Loc: 10.9, -11.6, 3.7 mm Diff: 1.6dB



## #22\_HAC\_T-Coil\_LTE Band 30\_10M\_QPSK\_1\_0\_Ch27710\_Transversal (Y)

Communication System: LTE; Frequency: 2310 MHz

Medium: Air Medium parameters used:  $\sigma = 0$  S/m,  $\epsilon_r = 1$ ;  $\rho = 0$  kg/m<sup>3</sup>

Ambient Temperature: 23.5 °C

DASY5 Configuration

- Probe: AM1DV3 - 3130; ; Calibrated: 2022/8/26

- Sensor-Surface: 0mm (Fix Surface)

- Electronics: DAE4 Sn1512; Calibrated: 2022/3/29

- Phantom: HAC Test Arch with AMCC; Type: SD HAC P01 BA;

- Measurement SW: DASY52, Version 52.10 (4); SEMCAD X Version 14.6.14 (7483)


### General Scans/y (transversal) 4.2mm 50 x 50/ABM Interpolated SNR(x,y,z) (121x121x1):

Interpolated grid: dx=1.000 mm, dy=1.000 mm

ABM1/ABM2 = 37.24 dB

ABM1 comp = -10.60 dBA/m

Location: 11, -25, 3.7 mm



### #23\_HAC\_T-Coil\_LTE Band 41\_20M\_QPSK\_1\_0\_Ch40620\_Axial (Z)

Communication System: LTE TDD; Frequency: 2593 MHz

Medium: Air Medium parameters used:  $\sigma = 0$  S/m,  $\epsilon_r = 1$ ;  $\rho = 0$  kg/m<sup>3</sup>

Ambient Temperature: 23.5 °C

DASY5 Configuration

- Probe: AM1DV3 - 3130; ; Calibrated: 2022/8/26

- Sensor-Surface: 0mm (Fix Surface)

- Electronics: DAE4 Sn1512; Calibrated: 2022/3/29

- Phantom: HAC Test Arch with AMCC; Type: SD HAC P01 BA;

- Measurement SW: DASY52, Version 52.10 (4); SEMCAD X Version 14.6.14 (7483)


#### General Scans/z (axial) 4.2mm 50 x 50/ABM Interpolated SNR(x,y,z) (121x121x1): Interpolated

grid: dx=1.000 mm, dy=1.000 mm

ABM1/ABM2 = 42.62 dB

ABM1 comp = -3.91 dBA/m

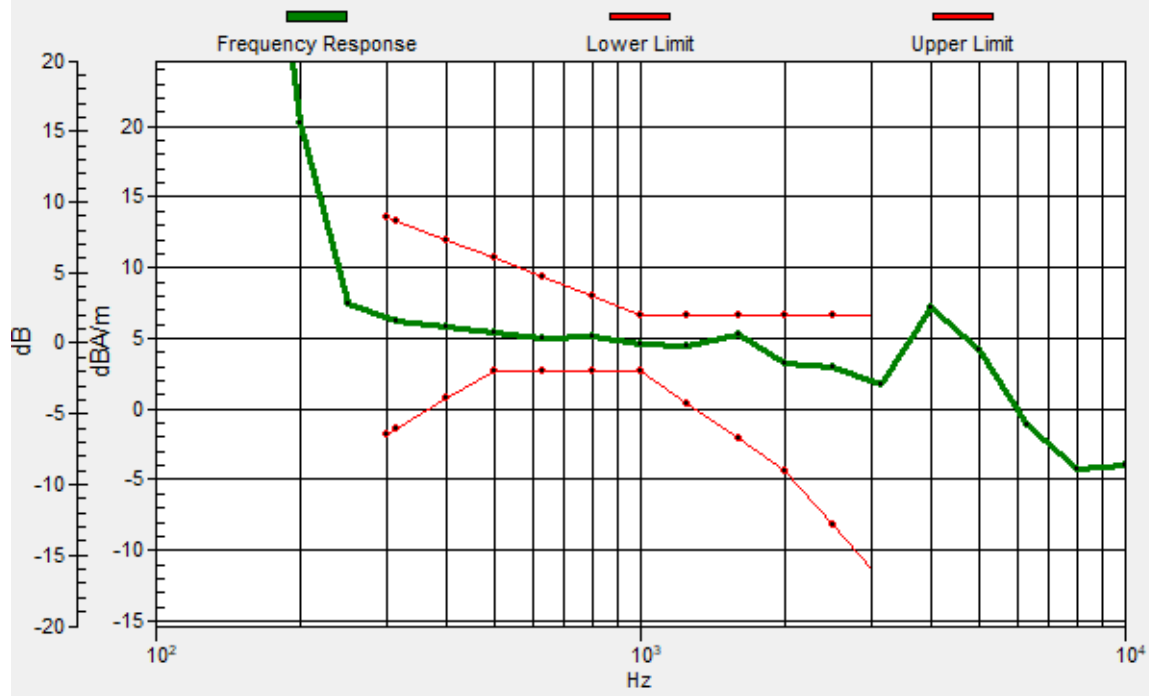
Location: 10.3, -15.2, 3.7 mm



0 dB = 135.2 = 42.62 dB

# General Scans/z (axial) wideband at best S/N/ABM Freq Resp(x,y,z,f)

Loc: 10.6, -15, 3.7 mm Diff: 1.33dB



### #23\_HAC\_T-Coil\_LTE Band 41\_20M\_QPSK\_1\_0\_Ch40620\_Transversal (Y)

Communication System: LTE TDD; Frequency: 2593 MHz

Medium: Air Medium parameters used:  $\sigma = 0$  S/m,  $\epsilon_r = 1$ ;  $\rho = 0$  kg/m<sup>3</sup>

Ambient Temperature: 23.5 °C

DASY5 Configuration

- Probe: AM1DV3 - 3130; ; Calibrated: 2022/8/26
- Sensor-Surface: 0mm (Fix Surface)
- Electronics: DAE4 Sn1512; Calibrated: 2022/3/29
- Phantom: HAC Test Arch with AMCC; Type: SD HAC P01 BA;
- Measurement SW: DASY52, Version 52.10 (4); SEMCAD X Version 14.6.14 (7483)


### General Scans/y (transversal) 4.2mm 50 x 50/ABM Interpolated SNR(x,y,z) (121x121x1):

Interpolated grid: dx=1.000 mm, dy=1.000 mm

ABM1/ABM2 = 34.55 dB

ABM1 comp = -10.02 dBA/m

Location: 4.7, -4, 3.7 mm



## #24\_HAC\_T-Coil\_LTE Band 48\_20M\_QPSK\_1\_0\_Ch55830\_Axial (Z)

Communication System: LTE TDD; Frequency: 3609 MHz

Medium: Air Medium parameters used:  $\sigma = 0$  S/m,  $\epsilon_r = 1$ ;  $\rho = 0$  kg/m<sup>3</sup>

Ambient Temperature: 23.5 °C

DASY5 Configuration

- Probe: AM1DV3 - 3130; ; Calibrated: 2022/8/26
- Sensor-Surface: 0mm (Fix Surface)
- Electronics: DAE4 Sn1512; Calibrated: 2022/3/29
- Phantom: HAC Test Arch with AMCC; Type: SD HAC P01 BA;
- Measurement SW: DASY52, Version 52.10 (4); SEMCAD X Version 14.6.14 (7483)


**General Scans/z (axial) 4.2mm 50 x 50/ABM Interpolated SNR(x,y,z) (121x121x1):** Interpolated

grid: dx=1.000 mm, dy=1.000 mm

ABM1/ABM2 = 47.17 dB

ABM1 comp = -0.67 dBA/m

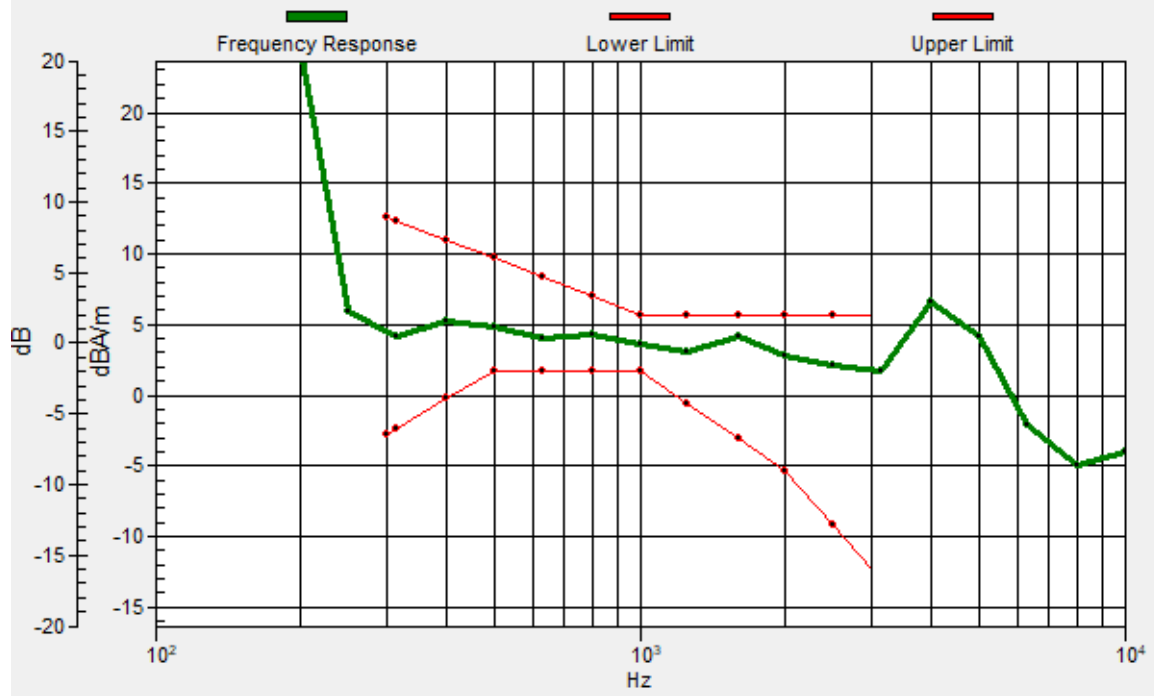
Location: 6.8, -17.3, 3.7 mm



0 dB = 228.3 = 47.17 dB

# General Scans/z (axial) wideband at best S/N/ABM Freq Resp(x,y,z,f)

Loc: 7.1, -17.5, 3.7 mm Diff: 1.58dB



### #24\_HAC\_T-Coil\_LTE Band 48\_20M\_QPSK\_1\_0\_Ch55830\_Transversal (Y)

Communication System: LTE TDD; Frequency: 3609 MHz

Medium: Air Medium parameters used:  $\sigma = 0$  S/m,  $\epsilon_r = 1$ ;  $\rho = 0$  kg/m<sup>3</sup>

Ambient Temperature: 23.5 °C

DASY5 Configuration

- Probe: AM1DV3 - 3130; ; Calibrated: 2022/8/26
- Sensor-Surface: 0mm (Fix Surface)
- Electronics: DAE4 Sn1512; Calibrated: 2022/3/29
- Phantom: HAC Test Arch with AMCC; Type: SD HAC P01 BA;
- Measurement SW: DASY52, Version 52.10 (4); SEMCAD X Version 14.6.14 (7483)


### General Scans/y (transversal) 4.2mm 50 x 50/ABM Interpolated SNR(x,y,z) (121x121x1):

Interpolated grid: dx=1.000 mm, dy=1.000 mm

ABM1/ABM2 = 37.78 dB

ABM1 comp = -6.89 dBA/m

Location: 8.9, -25, 3.7 mm



0 dB = 77.43 = 37.78 dB



### #25\_HAC\_T-Coil\_LTE Band 66\_20M\_QPSK\_1\_0\_Ch132322\_Axial (Z)

Communication System: LTE; Frequency: 1745 MHz

Medium: Air Medium parameters used:  $\sigma = 0$  S/m,  $\epsilon_r = 1$ ;  $\rho = 0$  kg/m<sup>3</sup>

Ambient Temperature: 23.5 °C

DASY5 Configuration

- Probe: AM1DV3 - 3130; ; Calibrated: 2022/8/26
- Sensor-Surface: 0mm (Fix Surface)
- Electronics: DAE4 Sn1512; Calibrated: 2022/3/29
- Phantom: HAC Test Arch with AMCC; Type: SD HAC P01 BA;
- Measurement SW: DASY52, Version 52.10 (4); SEMCAD X Version 14.6.14 (7483)


### General Scans/z (axial) 4.2mm 50 x 50/ABM Interpolated SNR(x,y,z) (121x121x1): Interpolated

grid: dx=1.000 mm, dy=1.000 mm

ABM1/ABM2 = 50.42 dB

ABM1 comp = -0.30 dBA/m

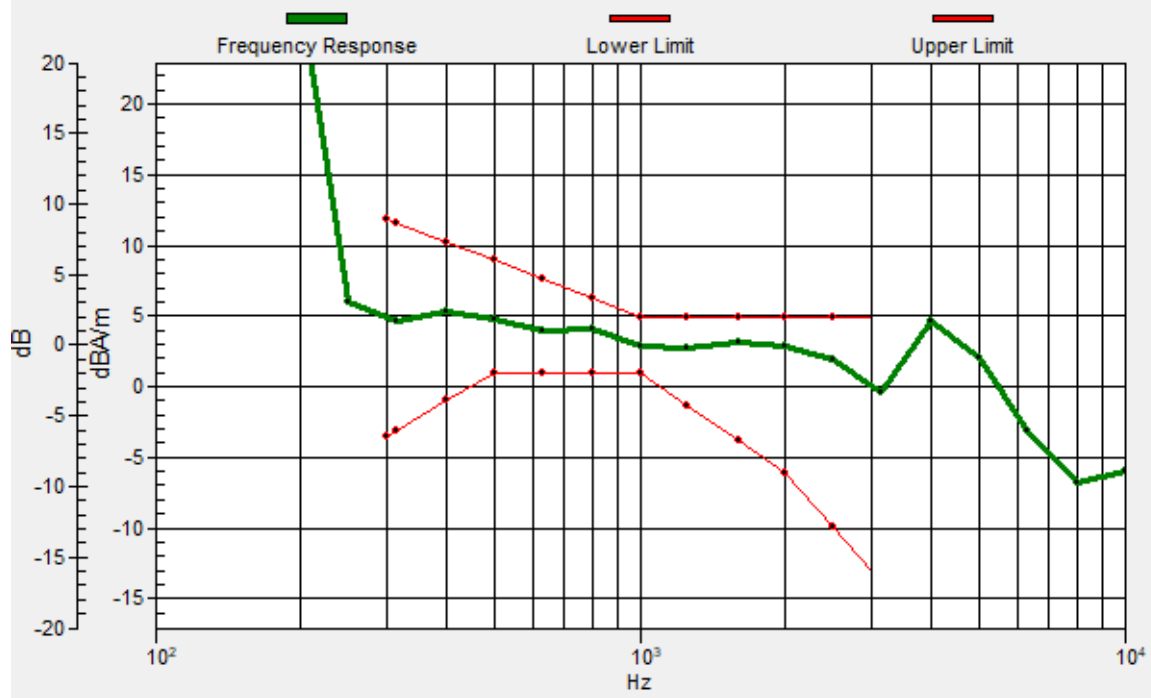
Location: 9.6, -18, 3.7 mm



0 dB = 331.8 = 50.42 dB

# General Scans/z (axial) wideband at best S/N/ABM Freq Resp(x,y,z,f)

Loc: 9.7, -17.7, 3.7 mm Diff: 1.76dB



### #25\_HAC\_T-Coil\_LTE Band 66\_20M\_QPSK\_1\_0\_Ch132322\_Transversal (Y)

Communication System: LTE; Frequency: 1745 MHz

Medium: Air Medium parameters used:  $\sigma = 0$  S/m,  $\epsilon_r = 1$ ;  $\rho = 0$  kg/m<sup>3</sup>

Ambient Temperature: 23.5 °C

DASY5 Configuration

- Probe: AM1DV3 - 3130; ; Calibrated: 2022/8/26

- Sensor-Surface: 0mm (Fix Surface)

- Electronics: DAE4 Sn1512; Calibrated: 2022/3/29

- Phantom: HAC Test Arch with AMCC; Type: SD HAC P01 BA;

- Measurement SW: DASY52, Version 52.10 (4); SEMCAD X Version 14.6.14 (7483)


### General Scans/y (transversal) 4.2mm 50 x 50/ABM Interpolated SNR(x,y,z) (121x121x1):

Interpolated grid: dx=1.000 mm, dy=1.000 mm

ABM1/ABM2 = 37.90 dB

ABM1 comp = -9.89 dBA/m

Location: 4, -3.3, 3.7 mm



0 dB = 78.49 = 37.90 dB

### #26\_HAC\_T-Coil\_LTE Band 71\_20M\_QPSK\_1\_0\_Ch133297\_Axial (Z)

Communication System: LTE; Frequency: 680.5 MHz

Medium: Air Medium parameters used:  $\sigma = 0$  S/m,  $\epsilon_r = 1$ ;  $\rho = 0$  kg/m<sup>3</sup>

Ambient Temperature: 23.5 °C

#### DASY5 Configuration

- Probe: AM1DV3 - 3130; ; Calibrated: 2022/8/26
- Sensor-Surface: 0mm (Fix Surface)
- Electronics: DAE4 Sn1512; Calibrated: 2022/3/29
- Phantom: HAC Test Arch with AMCC; Type: SD HAC P01 BA;
- Measurement SW: DASY52, Version 52.10 (4); SEMCAD X Version 14.6.14 (7483)


#### General Scans/z (axial) 4.2mm 50 x 50/ABM Interpolated SNR(x,y,z) (121x121x1): Interpolated

grid: dx=1.000 mm, dy=1.000 mm

ABM1/ABM2 = 51.06 dB

ABM1 comp = 0.16 dBA/m

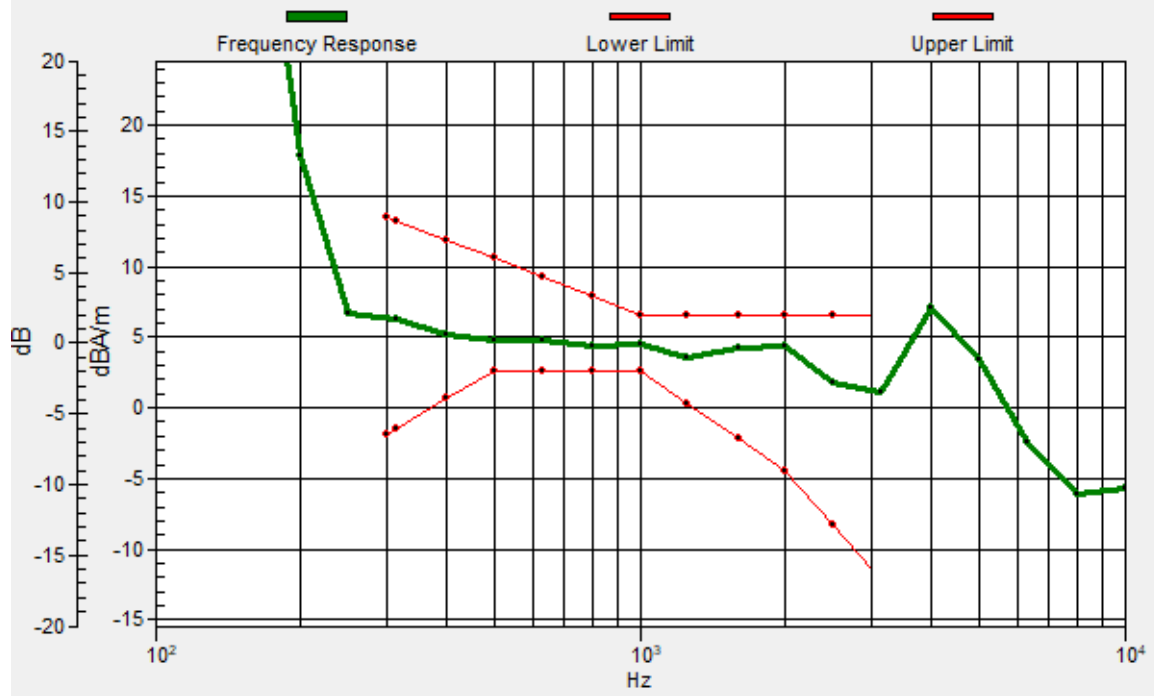
Location: 10.3, -16.6, 3.7 mm



0 dB = 357.3 = 51.06 dB

# General Scans/z (axial) wideband at best S/N/ABM Freq Resp(x,y,z,f)

Loc: 10.6, -16.4, 3.7 mm Diff: 1.85dB



## #26\_HAC\_T-Coil\_LTE Band 71\_20M\_QPSK\_1\_0\_Ch133297\_Transversal (Y)

Communication System: LTE; Frequency: 680.5 MHz

Medium: Air Medium parameters used:  $\sigma = 0$  S/m,  $\epsilon_r = 1$ ;  $\rho = 0$  kg/m<sup>3</sup>

Ambient Temperature: 23.5 °C

DASY5 Configuration

- Probe: AM1DV3 - 3130; ; Calibrated: 2022/8/26

- Sensor-Surface: 0mm (Fix Surface)

- Electronics: DAE4 Sn1512; Calibrated: 2022/3/29

- Phantom: HAC Test Arch with AMCC; Type: SD HAC P01 BA;

- Measurement SW: DASY52, Version 52.10 (4); SEMCAD X Version 14.6.14 (7483)


### General Scans/y (transversal) 4.2mm 50 x 50/ABM Interpolated SNR(x,y,z) (121x121x1):

Interpolated grid: dx=1.000 mm, dy=1.000 mm

ABM1/ABM2 = 40.76 dB

ABM1 comp = -7.44 dBA/m

Location: 6.8, -25, 3.7 mm



### #27\_HAC\_T-Coil\_LTE Band 48\_20M\_QPSK\_1\_0\_Ch55830\_Axial (Z)

Communication System: LTE TDD; Frequency: 3609 MHz

Medium: Air Medium parameters used:  $\sigma = 0$  S/m,  $\epsilon_r = 1$ ;  $\rho = 0$  kg/m<sup>3</sup>

Ambient Temperature: 23.5 °C

DASY5 Configuration

- Probe: AM1DV3 - 3130; ; Calibrated: 2022/8/26
- Sensor-Surface: 0mm (Fix Surface)
- Electronics: DAE4 Sn1512; Calibrated: 2022/3/29
- Phantom: HAC Test Arch with AMCC; Type: SD HAC P01 BA;
- Measurement SW: DASY52, Version 52.10 (4); SEMCAD X Version 14.6.14 (7483)


#### General Scans/z (axial) 4.2mm 50 x 50/ABM Interpolated SNR(x,y,z) (121x121x1): Interpolated

grid: dx=1.000 mm, dy=1.000 mm

ABM1/ABM2 = 47.17 dB

ABM1 comp = -0.67 dBA/m

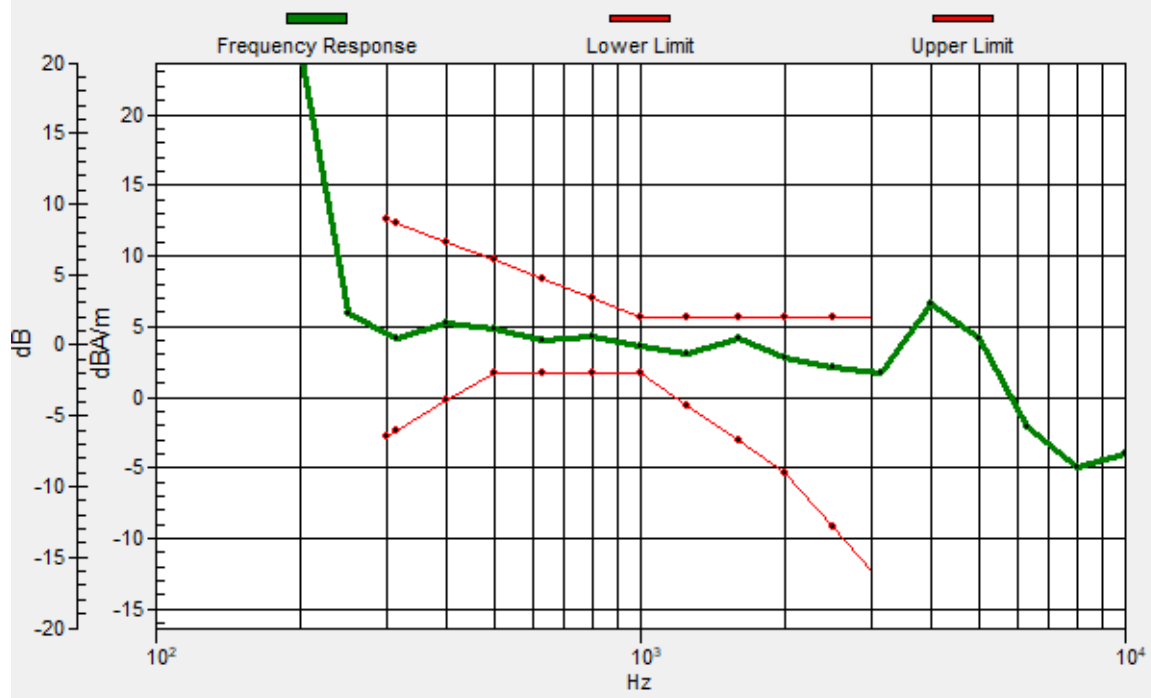
Location: 6.8, -17.3, 3.7 mm



0 dB = 228.3 = 47.17 dB

# General Scans/z (axial) wideband at best S/N/ABM Freq Resp(x,y,z,f)

Loc: 7.1, -17.5, 3.7 mm Diff: 1.58dB





### #27\_HAC\_T-Coil\_LTE Band 48\_20M\_QPSK\_1\_0\_Ch55830\_Transversal (Y)

Communication System: LTE TDD; Frequency: 3609 MHz

Medium: Air Medium parameters used:  $\sigma = 0$  S/m,  $\epsilon_r = 1$ ;  $\rho = 0$  kg/m<sup>3</sup>

Ambient Temperature: 23.5 °C

DASY5 Configuration

- Probe: AM1DV3 - 3130; ; Calibrated: 2022/8/26
- Sensor-Surface: 0mm (Fix Surface)
- Electronics: DAE4 Sn1512; Calibrated: 2022/3/29
- Phantom: HAC Test Arch with AMCC; Type: SD HAC P01 BA;
- Measurement SW: DASY52, Version 52.10 (4); SEMCAD X Version 14.6.14 (7483)


### General Scans/y (transversal) 4.2mm 50 x 50/ABM Interpolated SNR(x,y,z) (121x121x1):

Interpolated grid: dx=1.000 mm, dy=1.000 mm

ABM1/ABM2 = 37.78 dB

ABM1 comp = -6.89 dBA/m

Location: 8.9, -25, 3.7 mm



0 dB = 77.43 = 37.78 dB

### #28\_HAC\_T-Coil\_WLAN2.4GHz\_802.11b 1Mbps\_Ch6\_Axial (Z)

Communication System: 802.11b; Frequency: 2437 MHz

Medium: Air Medium parameters used:  $\sigma = 0$  S/m,  $\epsilon_r = 1$ ;  $\rho = 0$  kg/m<sup>3</sup>

Ambient Temperature: 23.5 °C

DASY5 Configuration

- Probe: AM1DV3 - 3130; ; Calibrated: 2022/8/26
- Sensor-Surface: 0mm (Fix Surface)
- Electronics: DAE4 Sn1512; Calibrated: 2022/3/29
- Phantom: HAC Test Arch with AMCC; Type: SD HAC P01 BA;
- Measurement SW: DASY52, Version 52.10 (4); SEMCAD X Version 14.6.14 (7483)


### General Scans/z (axial) 4.2mm 50 x 50/ABM Interpolated SNR(x,y,z) (121x121x1): Interpolated

grid: dx=1.000 mm, dy=1.000 mm

ABM1/ABM2 = 46.90 dB

ABM1 comp = -3.55 dBA/m

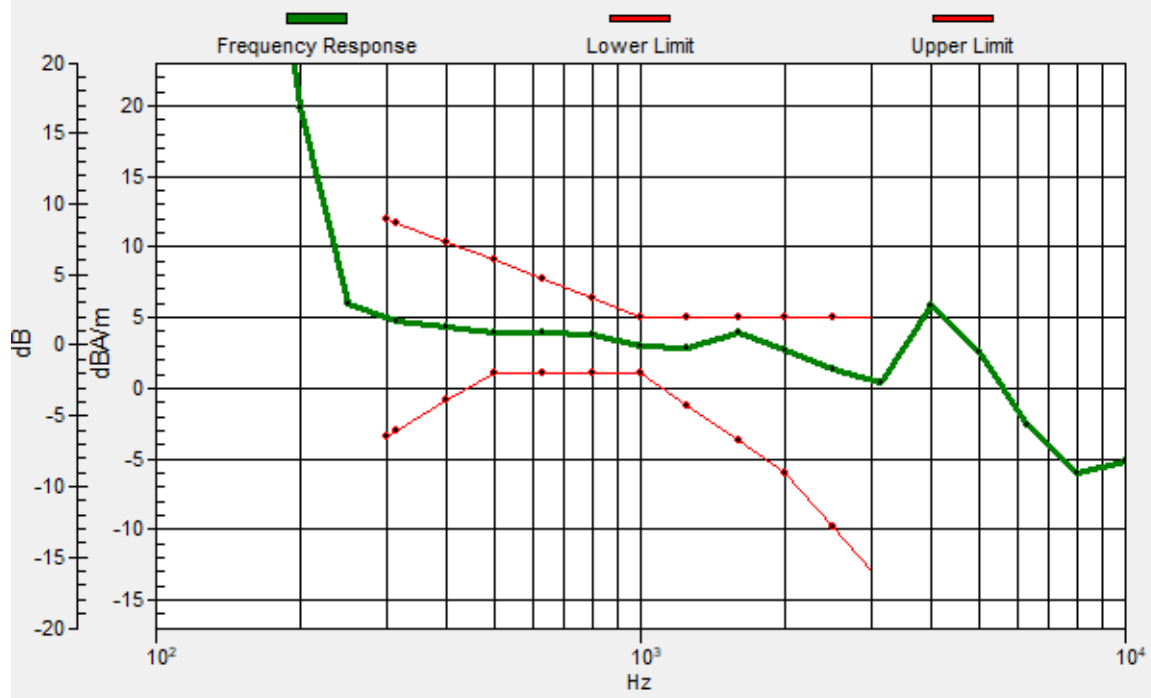
Location: 4.7, -14.5, 3.7 mm



0 dB = 221.3 = 46.90 dB

# General Scans/z (axial) wideband at best S/N/ABM Freq Resp(x,y,z,f)

Loc: 4.8, -14.4, 3.7 mm Diff: 1.06dB



## #28\_HAC\_T-Coil\_WLAN2.4GHz\_802.11b 1Mbps\_Ch6\_Transversal (Y)

Communication System: 802.11b; Frequency: 2437 MHz

Medium: Air Medium parameters used:  $\sigma = 0$  S/m,  $\epsilon_r = 1$ ;  $\rho = 0$  kg/m<sup>3</sup>

Ambient Temperature: 23.5 °C

DASY5 Configuration

- Probe: AM1DV3 - 3130; ; Calibrated: 2022/8/26
- Sensor-Surface: 0mm (Fix Surface)
- Electronics: DAE4 Sn1512; Calibrated: 2022/3/29
- Phantom: HAC Test Arch with AMCC; Type: SD HAC P01 BA;
- Measurement SW: DASY52, Version 52.10 (4); SEMCAD X Version 14.6.14 (7483)


### General Scans/y (transversal) 4.2mm 50 x 50/ABM Interpolated SNR(x,y,z) (121x121x1):

Interpolated grid: dx=1.000 mm, dy=1.000 mm

ABM1/ABM2 = 38.21 dB

ABM1 comp = -9.25 dBA/m

Location: 4, -4, 3.7 mm



### #29\_HAC\_T-Coil\_WLAN5GHz\_802.11a\_6Mbps\_Ch40\_Axial (Z)

Communication System: 802.11a; Frequency: 5200 MHz

Medium: Air Medium parameters used:  $\sigma = 0$  S/m,  $\epsilon_r = 1$ ;  $\rho = 0$  kg/m<sup>3</sup>

Ambient Temperature: 23.5 °C

DASY5 Configuration

- Probe: AM1DV3 - 3130; ; Calibrated: 2022/8/26
- Sensor-Surface: 0mm (Fix Surface)
- Electronics: DAE4 Sn1512; Calibrated: 2022/3/29
- Phantom: HAC Test Arch with AMCC; Type: SD HAC P01 BA;
- Measurement SW: DASY52, Version 52.10 (4); SEMCAD X Version 14.6.14 (7483)


**General Scans/z (axial) 4.2mm 50 x 50/ABM Interpolated SNR(x,y,z) (121x121x1):** Interpolated

grid: dx=1.000 mm, dy=1.000 mm

ABM1/ABM2 = 54.45 dB

ABM1 comp = 4.48 dBA/m

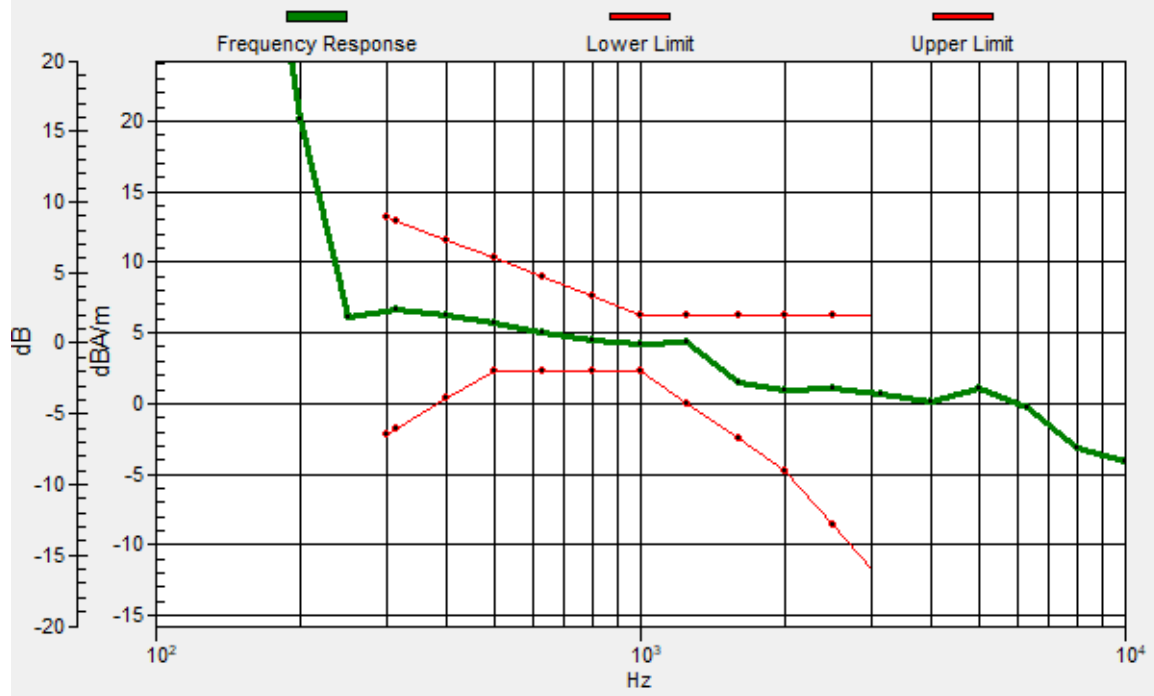
Location: 8.9, -15.2, 3.7 mm



0 dB = 527.8 = 54.45 dB

# General Scans/z (axial) wideband at best S/N/ABM Freq Resp(x,y,z,f)

Loc: 9.2, -15.3, 3.7 mm Diff: 1.91dB



## #29\_HAC\_T-Coil\_WLAN5GHz\_802.11a\_6Mbps\_Ch40\_Transversal (Y)

Communication System: 802.11a; Frequency: 5200 MHz

Medium: Air Medium parameters used:  $\sigma = 0$  S/m,  $\epsilon_r = 1$ ;  $\rho = 0$  kg/m<sup>3</sup>

Ambient Temperature: 23.5 °C

DASY5 Configuration

- Probe: AM1DV3 - 3130; ; Calibrated: 2022/8/26

- Sensor-Surface: 0mm (Fix Surface)

- Electronics: DAE4 Sn1512; Calibrated: 2022/3/29

- Phantom: HAC Test Arch with AMCC; Type: SD HAC P01 BA;

- Measurement SW: DASY52, Version 52.10 (4); SEMCAD X Version 14.6.14 (7483)


### General Scans/y (transversal) 4.2mm 50 x 50/ABM Interpolated SNR(x,y,z) (121x121x1):

Interpolated grid: dx=1.000 mm, dy=1.000 mm

ABM1/ABM2 = 43.23 dB

ABM1 comp = -3.99 dBA/m

Location: 6.1, -25, 3.7 mm



0 dB = 145.1 = 43.23 dB

### #30\_HAC\_T-Coil\_WLAN5GHz\_802.11a\_6Mbps\_Ch60\_Axial (Z)

Communication System: 802.11a; Frequency: 5300 MHz

Medium: Air Medium parameters used:  $\sigma = 0$  S/m,  $\epsilon_r = 1$ ;  $\rho = 0$  kg/m<sup>3</sup>

Ambient Temperature: 23.5 °C

DASY5 Configuration

- Probe: AM1DV3 - 3130; ; Calibrated: 2022/8/26
- Sensor-Surface: 0mm (Fix Surface)
- Electronics: DAE4 Sn1512; Calibrated: 2022/3/29
- Phantom: HAC Test Arch with AMCC; Type: SD HAC P01 BA;
- Measurement SW: DASY52, Version 52.10 (4); SEMCAD X Version 14.6.14 (7483)


**General Scans/z (axial) 4.2mm 50 x 50/ABM Interpolated SNR(x,y,z) (121x121x1):** Interpolated

grid: dx=1.000 mm, dy=1.000 mm

ABM1/ABM2 = 53.62 dB

ABM1 comp = 4.90 dBA/m

Location: 8.9, -15.9, 3.7 mm

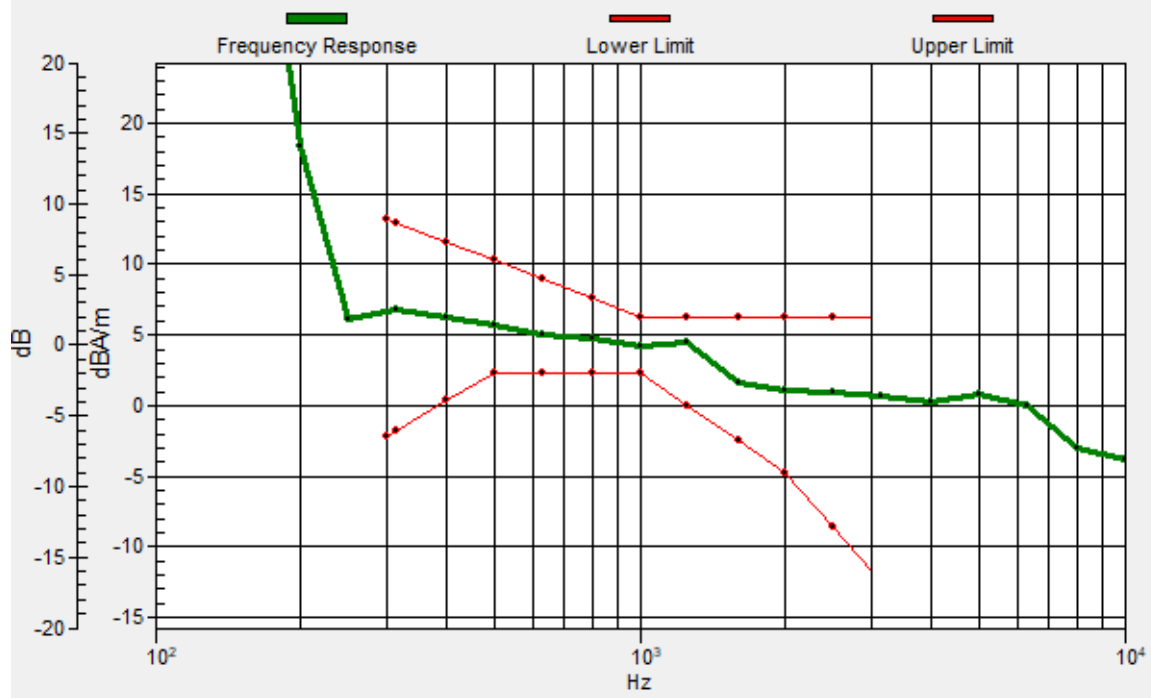


0 dB = 479.8 = 53.62 dB



# General Scans/z (axial) wideband at best S/N/ABM Freq Resp(x,y,z,f)

Loc: 8.6, -15.8, 3.7 mm Diff: 1.86dB



### #30\_HAC\_T-Coil\_WLAN5GHz\_802.11a\_6Mbps\_Ch60\_Transversal (Y)

Communication System: 802.11a; Frequency: 5300 MHz

Medium: Air Medium parameters used:  $\sigma = 0$  S/m,  $\epsilon_r = 1$ ;  $\rho = 0$  kg/m<sup>3</sup>

Ambient Temperature: 23.5 °C

DASY5 Configuration

- Probe: AM1DV3 - 3130; ; Calibrated: 2022/8/26
- Sensor-Surface: 0mm (Fix Surface)
- Electronics: DAE4 Sn1512; Calibrated: 2022/3/29
- Phantom: HAC Test Arch with AMCC; Type: SD HAC P01 BA;
- Measurement SW: DASY52, Version 52.10 (4); SEMCAD X Version 14.6.14 (7483)


#### General Scans/y (transversal) 4.2mm 50 x 50/ABM Interpolated SNR(x,y,z) (121x121x1):

Interpolated grid: dx=1.000 mm, dy=1.000 mm

ABM1/ABM2 = 43.35 dB

ABM1 comp = -3.44 dBA/m

Location: 8.9, -25, 3.7 mm



0 dB = 147.1 = 43.35 dB

### #31\_HAC\_T-Coil\_WLAN5GHz\_802.11a\_6Mbps\_Ch124\_Axial (Z)

Communication System: 802.11a; Frequency: 5620 MHz

Medium: Air Medium parameters used:  $\sigma = 0$  S/m,  $\epsilon_r = 1$ ;  $\rho = 0$  kg/m<sup>3</sup>

Ambient Temperature: 23.5 °C

DASY5 Configuration

- Probe: AM1DV3 - 3130; ; Calibrated: 2022/8/26
- Sensor-Surface: 0mm (Fix Surface)
- Electronics: DAE4 Sn1512; Calibrated: 2022/3/29
- Phantom: HAC Test Arch with AMCC; Type: SD HAC P01 BA;
- Measurement SW: DASY52, Version 52.10 (4); SEMCAD X Version 14.6.14 (7483)


**General Scans/z (axial) 4.2mm 50 x 50/ABM Interpolated SNR(x,y,z) (121x121x1):** Interpolated

grid: dx=1.000 mm, dy=1.000 mm

ABM1/ABM2 = 54.21 dB

ABM1 comp = 4.67 dBA/m

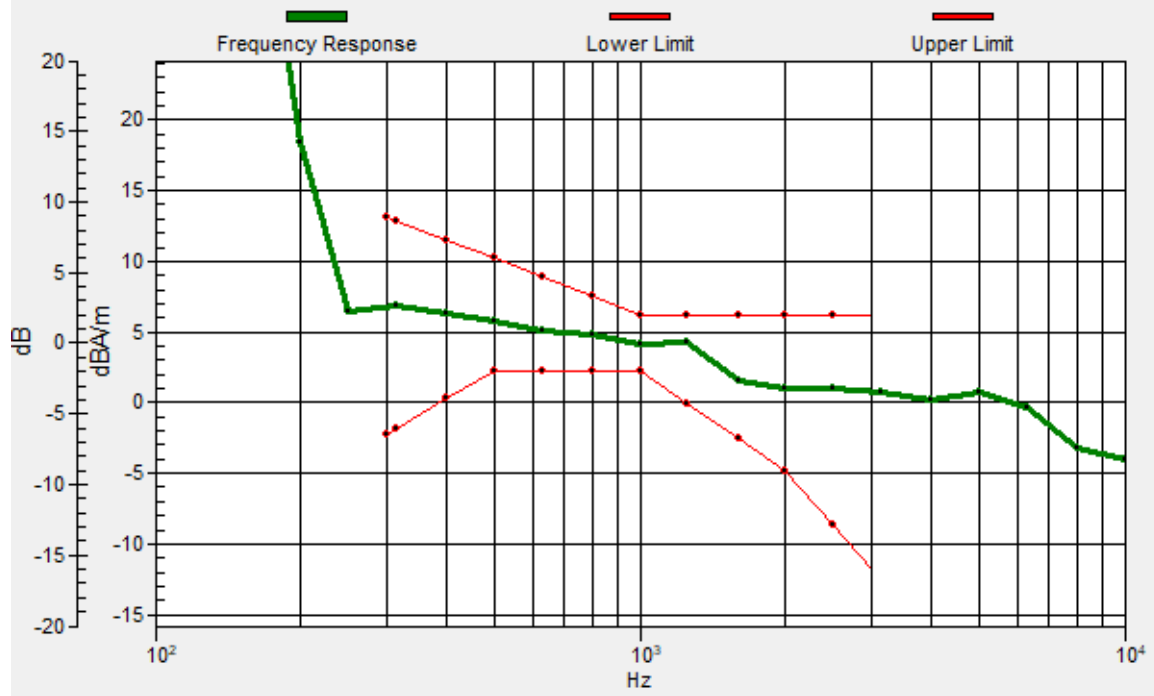
Location: 8.9, -15.2, 3.7 mm



0 dB = 513.5 = 54.21 dB

# General Scans/z (axial) wideband at best S/N/ABM Freq Resp(x,y,z,f)

Loc: 9, -15.1, 3.7 mm Diff: 1.92dB



### #31\_HAC\_T-Coil\_WLAN5GHz\_802.11a\_6Mbps\_Ch124\_Transversal (Y)

Communication System: 802.11a; Frequency: 5620 MHz

Medium: Air Medium parameters used:  $\sigma = 0$  S/m,  $\epsilon_r = 1$ ;  $\rho = 0$  kg/m<sup>3</sup>

Ambient Temperature: 23.5 °C

DASY5 Configuration

- Probe: AM1DV3 - 3130; ; Calibrated: 2022/8/26
- Sensor-Surface: 0mm (Fix Surface)
- Electronics: DAE4 Sn1512; Calibrated: 2022/3/29
- Phantom: HAC Test Arch with AMCC; Type: SD HAC P01 BA;
- Measurement SW: DASY52, Version 52.10 (4); SEMCAD X Version 14.6.14 (7483)


#### General Scans/y (transversal) 4.2mm 50 x 50/ABM Interpolated SNR(x,y,z) (121x121x1):

Interpolated grid: dx=1.000 mm, dy=1.000 mm

ABM1/ABM2 = 43.53 dB

ABM1 comp = -3.69 dBA/m

Location: 6.8, -25, 3.7 mm



0 dB = 150.1 = 43.53 dB

### #32\_HAC\_T-Coil\_WLAN5GHz\_802.11a\_6Mbps\_Ch157\_Axial (Z)

Communication System: 802.11a; Frequency: 5620 MHz

Medium: Air Medium parameters used:  $\sigma = 0$  S/m,  $\epsilon_r = 1$ ;  $\rho = 0$  kg/m<sup>3</sup>

Ambient Temperature: 23.5 °C

DASY5 Configuration

- Probe: AM1DV3 - 3130; ; Calibrated: 2022/8/26
- Sensor-Surface: 0mm (Fix Surface)
- Electronics: DAE4 Sn1512; Calibrated: 2022/3/29
- Phantom: HAC Test Arch with AMCC; Type: SD HAC P01 BA;
- Measurement SW: DASY52, Version 52.10 (4); SEMCAD X Version 14.6.14 (7483)


#### General Scans/z (axial) 4.2mm 50 x 50/ABM Interpolated SNR(x,y,z) (121x121x1): Interpolated

grid: dx=1.000 mm, dy=1.000 mm

ABM1/ABM2 = 54.20 dB

ABM1 comp = 4.64 dBA/m

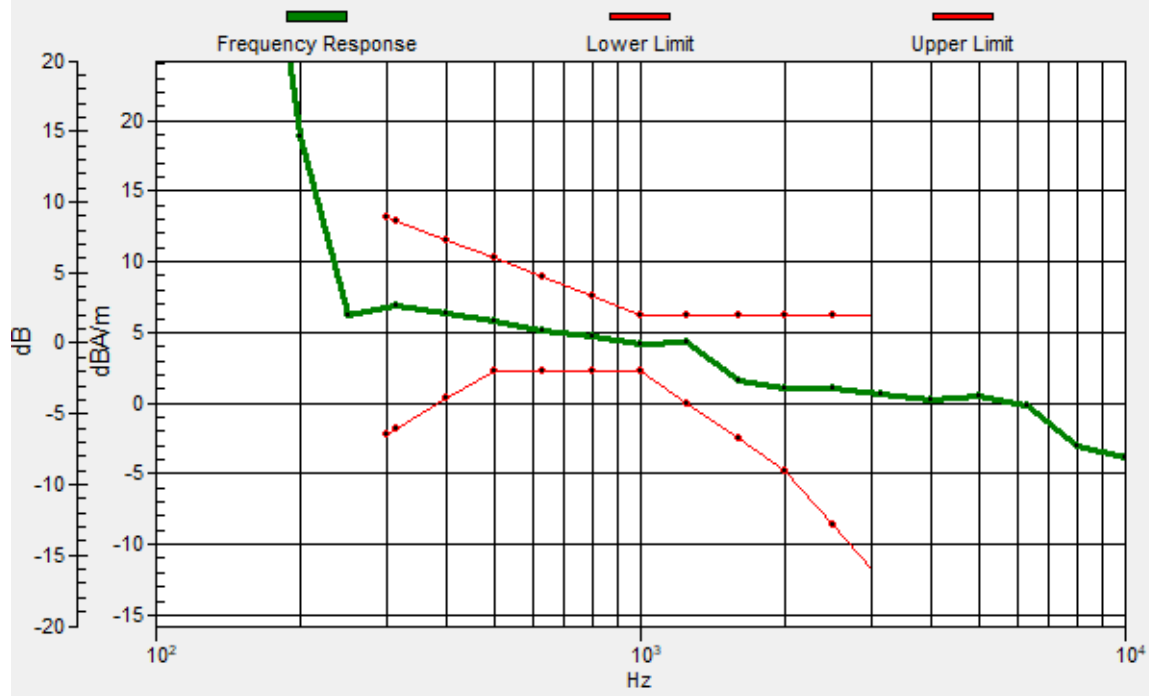
Location: 8.9, -15.2, 3.7 mm



0 dB = 512.7 = 54.20 dB

# General Scans/z (axial) wideband at best S/N/ABM Freq Resp(x,y,z,f)

Loc: 9, -15.1, 3.7 mm Diff: 1.96dB



### #32\_HAC\_T-Coil\_WLAN5GHz\_802.11a\_6Mbps\_Ch157\_Transversal (Y)

Communication System: 802.11a; Frequency: 5620 MHz

Medium: Air Medium parameters used:  $\sigma = 0$  S/m,  $\epsilon_r = 1$ ;  $\rho = 0$  kg/m<sup>3</sup>

Ambient Temperature: 23.5 °C

DASY5 Configuration

- Probe: AM1DV3 - 3130; ; Calibrated: 2022/8/26
- Sensor-Surface: 0mm (Fix Surface)
- Electronics: DAE4 Sn1512; Calibrated: 2022/3/29
- Phantom: HAC Test Arch with AMCC; Type: SD HAC P01 BA;
- Measurement SW: DASY52, Version 52.10 (4); SEMCAD X Version 14.6.14 (7483)


### General Scans/y (transversal) 4.2mm 50 x 50/ABM Interpolated SNR(x,y,z) (121x121x1):

Interpolated grid: dx=1.000 mm, dy=1.000 mm

ABM1/ABM2 = 42.80 dB

ABM1 comp = -3.87 dBA/m

Location: 7.5, -25, 3.7 mm



0 dB = 138.0 = 42.80 dB



### #33\_HAC\_T-Coil\_WLAN5GHz\_802.11a\_6Mbps\_Ch173\_Axial (Z)

Communication System: 802.11a ; Frequency: 5865 MHz

Medium: Air Medium parameters used:  $\sigma = 0$  S/m,  $\epsilon_r = 1$ ;  $\rho = 0$  kg/m<sup>3</sup>

Ambient Temperature: 23.5 °C

DASY5 Configuration

- Probe: AM1DV3 - 3130; ; Calibrated: 2022/8/26
- Sensor-Surface: 0mm (Fix Surface)
- Electronics: DAE4 Sn1512; Calibrated: 2022/3/29
- Phantom: HAC Test Arch with AMCC; Type: SD HAC P01 BA;
- Measurement SW: DASY52, Version 52.10 (4); SEMCAD X Version 14.6.14 (7483)

**General Scans/z (axial) 4.2mm 50 x 50/ABM Interpolated SNR(x,y,z) (121x121x1):** Interpolated

grid: dx=1.000 mm, dy=1.000 mm

ABM1/ABM2 = 56.30 dB

ABM1 comp = 4.08 dBA/m

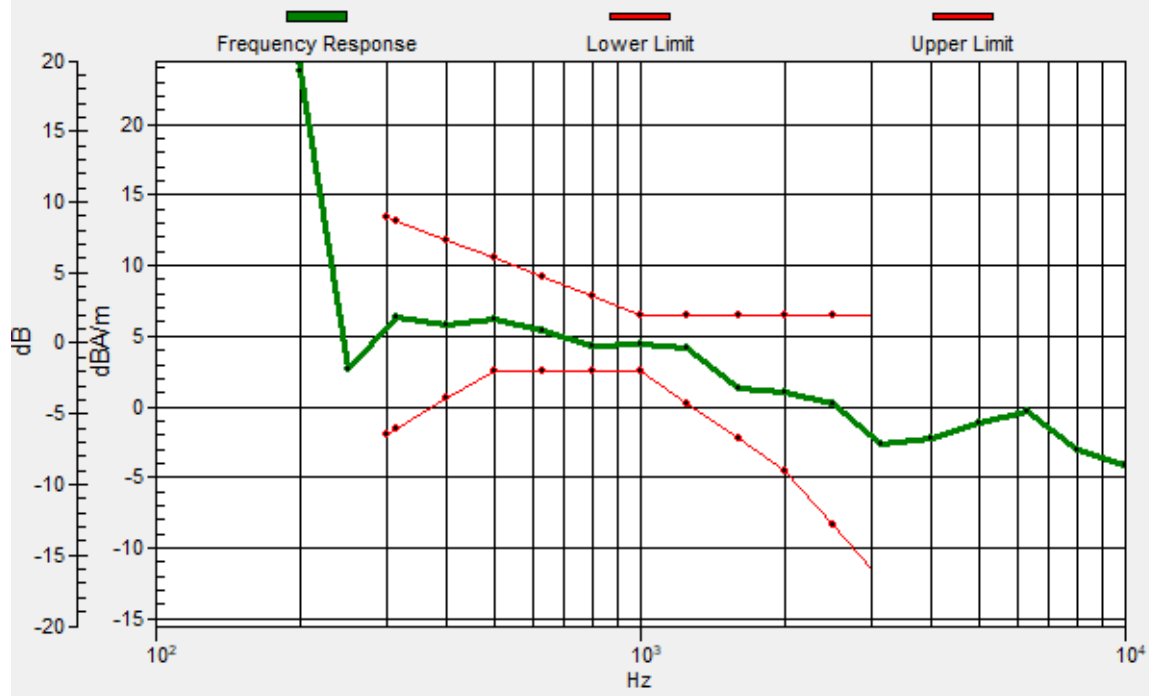
Location: 6.8, -13.8, 3.7 mm



0 dB = 653.3 = 56.30 dB

# General Scans/z (axial) wideband at best S/N/ABM Freq Resp(x,y,z,f)

Loc: 6.9, -13.6, 3.7 mm Diff: 1.79dB



### #33\_HAC\_T-Coil\_WLAN5GHz\_802.11a\_6Mbps\_Ch173\_Transversal (Y)

Communication System: 802.11a; Frequency: 5865 MHz

Medium: Air Medium parameters used:  $\sigma = 0$  S/m,  $\epsilon_r = 1$ ;  $\rho = 0$  kg/m<sup>3</sup>

Ambient Temperature: 23.5 °C

DASY5 Configuration

- Probe: AM1DV3 - 3130; ; Calibrated: 2022/8/26
- Sensor-Surface: 0mm (Fix Surface)
- Electronics: DAE4 Sn1512; Calibrated: 2022/3/29
- Phantom: HAC Test Arch with AMCC; Type: SD HAC P01 BA;
- Measurement SW: DASY52, Version 52.10 (4); SEMCAD X Version 14.6.14 (7483)


### General Scans/y (transversal) 4.2mm 50 x 50/ABM Interpolated SNR(x,y,z) (121x121x1):

Interpolated grid: dx=1.000 mm, dy=1.000 mm

ABM1/ABM2 = 45.00 dB

ABM1 comp = -1.67 dBA/m

Location: 7.5, -25, 3.7 mm



0 dB = 177.8 = 45.00 dB

### #34\_HAC\_T-Coil\_GSM850\_EDGE 2TX Slot\_Ch189\_Axial (Z)

Communication System: GSM850; Frequency: 836.4 MHz

Medium: Air Medium parameters used:  $\sigma = 0$  S/m,  $\epsilon_r = 1$ ;  $\rho = 0$  kg/m<sup>3</sup>

Ambient Temperature: 23.5 °C

DASY5 Configuration

- Probe: AM1DV3 - 3130; ; Calibrated: 2022/8/26
- Sensor-Surface: 0mm (Fix Surface)
- Electronics: DAE4 Sn1512; Calibrated: 2022/3/29
- Phantom: HAC Test Arch with AMCC; Type: SD HAC P01 BA;
- Measurement SW: DASY52, Version 52.10 (4); SEMCAD X Version 14.6.14 (7483)


#### General Scans/z (axial) 4.2mm 50 x 50/ABM Interpolated SNR(x,y,z) (121x121x1): Interpolated

grid: dx=1.000 mm, dy=1.000 mm

ABM1/ABM2 = 50.11 dB

ABM1 comp = 5.12 dBA/m

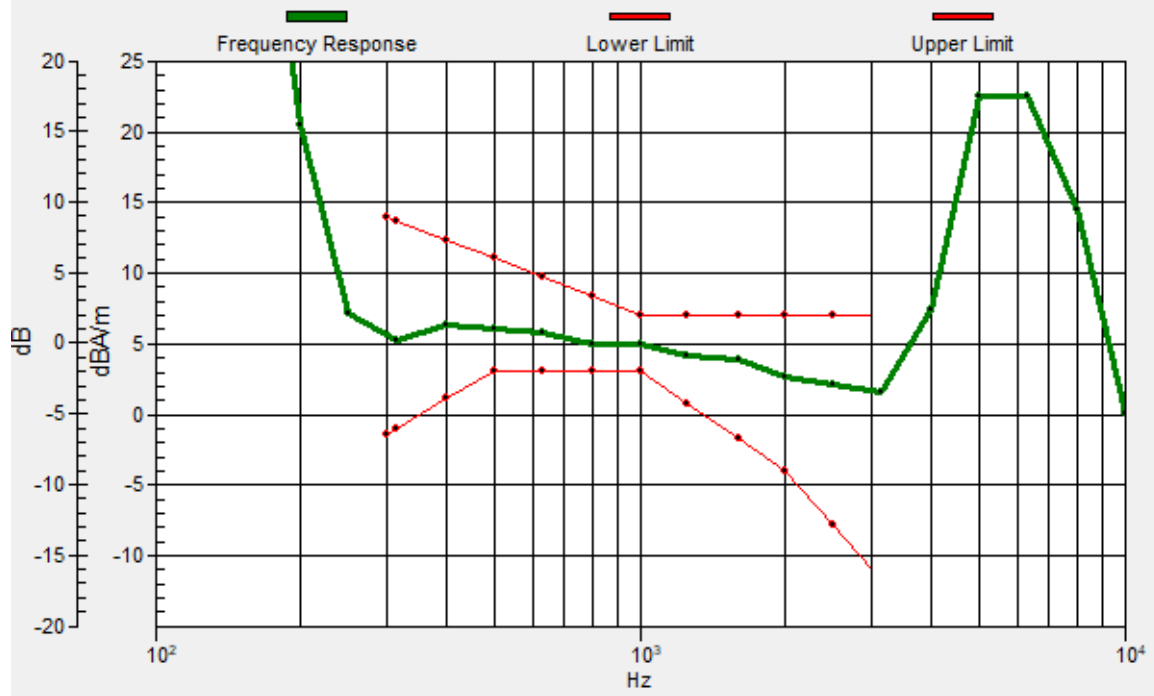
Location: 10.3, -16.6, 3.7 mm



0 dB = 320.4 = 50.11 dB

# General Scans/z (axial) wideband at best S/N/ABM Freq Resp(x,y,z,f)

Loc: 10.6, -16.7, 3.7 mm Diff: 1.95dB



### #34\_HAC\_T-Coil\_GSM850\_EDGE 2TX Slot\_Ch189\_Transversal (Y)

Communication System: GSM850; Frequency: 836.4 MHz

Medium: Air Medium parameters used:  $\sigma = 0$  S/m,  $\epsilon_r = 1$ ;  $\rho = 0$  kg/m<sup>3</sup>

Ambient Temperature: 23.5 °C

DASY5 Configuration

- Probe: AM1DV3 - 3130; ; Calibrated: 2022/8/26
- Sensor-Surface: 0mm (Fix Surface)
- Electronics: DAE4 Sn1512; Calibrated: 2022/3/29
- Phantom: HAC Test Arch with AMCC; Type: SD HAC P01 BA;
- Measurement SW: DASY52, Version 52.10 (4); SEMCAD X Version 14.6.14 (7483)


### General Scans/y (transversal) 4.2mm 50 x 50/ABM Interpolated SNR(x,y,z) (121x121x1):

Interpolated grid: dx=1.000 mm, dy=1.000 mm

ABM1/ABM2 = 36.44 dB

ABM1 comp = -5.34 dBA/m

Location: 11, 3, 3.7 mm



0 dB = 66.39 = 36.44 dB

### #35\_HAC\_T-Coil\_GSM1900\_EDGE 2TX Slot\_Ch661\_Axial (Z)

Communication System: PCS; Frequency: 1880 MHz

Medium: Air Medium parameters used:  $\sigma = 0$  S/m,  $\epsilon_r = 1$ ;  $\rho = 0$  kg/m<sup>3</sup>

Ambient Temperature: 23.5 °C

DASY5 Configuration

- Probe: AM1DV3 - 3130; ; Calibrated: 2022/8/26

- Sensor-Surface: 0mm (Fix Surface)

- Electronics: DAE4 Sn1512; Calibrated: 2022/3/29

- Phantom: HAC Test Arch with AMCC; Type: SD HAC P01 BA;

- Measurement SW: DASY52, Version 52.10 (4); SEMCAD X Version 14.6.14 (7483)


**General Scans/z (axial) 4.2mm 50 x 50/ABM Interpolated SNR(x,y,z) (121x121x1):** Interpolated

grid: dx=1.000 mm, dy=1.000 mm

ABM1/ABM2 = 50.96 dB

ABM1 comp = 6.50 dBA/m

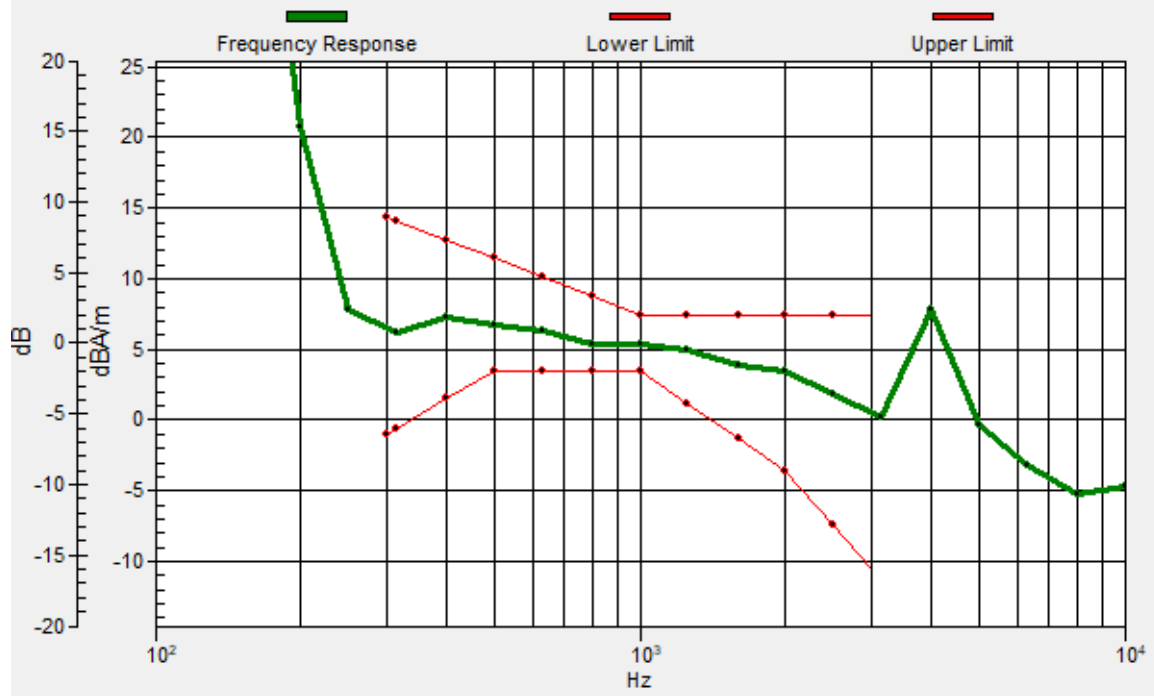
Location: 11, -11.7, 3.7 mm



0 dB = 353.1 = 50.96 dB

# General Scans/z (axial) wideband at best S/N/ABM Freq Resp(x,y,z,f)

Loc: 10.6, -11.9, 3.7 mm Diff: 1.9dB





### #35\_HAC\_T-Coil\_GSM1900\_EDGE 2TX Slot\_Ch661\_Transversal (Y)

Communication System: PCS; Frequency: 1880 MHz

Medium: Air Medium parameters used:  $\sigma = 0$  S/m,  $\epsilon_r = 1$ ;  $\rho = 0$  kg/m<sup>3</sup>

Ambient Temperature: 23.5 °C

DASY5 Configuration

- Probe: AM1DV3 - 3130; ; Calibrated: 2022/8/26

- Sensor-Surface: 0mm (Fix Surface)

- Electronics: DAE4 Sn1512; Calibrated: 2022/3/29

- Phantom: HAC Test Arch with AMCC; Type: SD HAC P01 BA;

- Measurement SW: DASY52, Version 52.10 (4); SEMCAD X Version 14.6.14 (7483)


### General Scans/y (transversal) 4.2mm 50 x 50/ABM Interpolated SNR(x,y,z) (121x121x1):

Interpolated grid: dx=1.000 mm, dy=1.000 mm

ABM1/ABM2 = 40.38 dB

ABM1 comp = -3.39 dBA/m

Location: 4.7, -3.3, 3.7 mm



0 dB = 104.5 = 40.38 dB

### #36\_HAC\_T-Coil\_WCDMA II\_HSPA\_Ch9400\_Axial (Z)

Communication System: WCDMA ; Frequency: 1880 MHz

Medium: Air Medium parameters used:  $\sigma = 0$  S/m,  $\epsilon_r = 1$ ;  $\rho = 0$  kg/m<sup>3</sup>

Ambient Temperature: 23.5 °C

DASY5 Configuration

- Probe: AM1DV3 - 3130; ; Calibrated: 2022/8/26
- Sensor-Surface: 0mm (Fix Surface)
- Electronics: DAE4 Sn1512; Calibrated: 2022/3/29
- Phantom: HAC Test Arch with AMCC; Type: SD HAC P01 BA;
- Measurement SW: DASY52, Version 52.10 (4); SEMCAD X Version 14.6.14 (7483)


#### General Scans/z (axial) 4.2mm 50 x 50/ABM Interpolated SNR(x,y,z) (121x121x1): Interpolated

grid: dx=1.000 mm, dy=1.000 mm

ABM1/ABM2 = 56.84 dB

ABM1 comp = 7.41 dBA/m

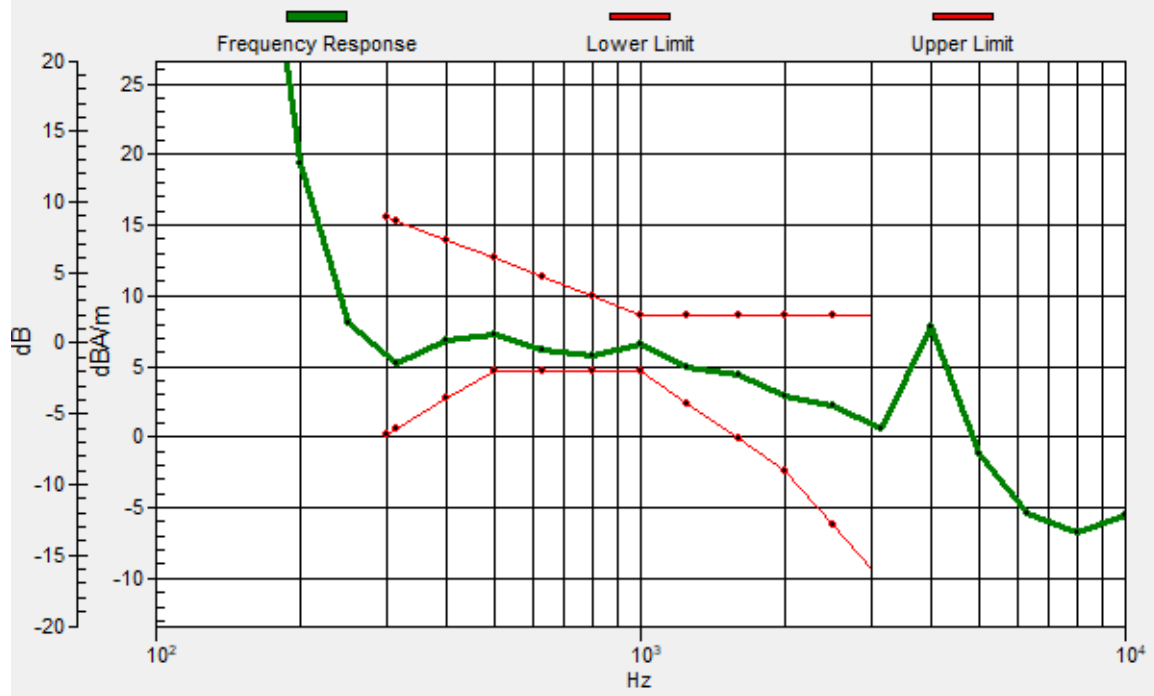
Location: 10.3, -13.8, 3.7 mm



0 dB = 695.2 = 56.84 dB

# General Scans/z (axial) wideband at best S/N/ABM Freq Resp(x,y,z,f)

Loc: 10.4, -13.8, 3.7 mm Diff: 1.09dB



### #36\_HAC\_T-Coil\_WCDMA II\_HSPA\_Ch9400\_Transversal (Y)

Communication System: WCDMA ; Frequency: 1880 MHz

Medium: Air Medium parameters used:  $\sigma = 0$  S/m,  $\epsilon_r = 1$ ;  $\rho = 0$  kg/m<sup>3</sup>

Ambient Temperature: 23.5 °C

DASY5 Configuration

- Probe: AM1DV3 - 3130; ; Calibrated: 2022/8/26
- Sensor-Surface: 0mm (Fix Surface)
- Electronics: DAE4 Sn1512; Calibrated: 2022/3/29
- Phantom: HAC Test Arch with AMCC; Type: SD HAC P01 BA;
- Measurement SW: DASY52, Version 52.10 (4); SEMCAD X Version 14.6.14 (7483)


#### General Scans/y (transversal) 4.2mm 50 x 50/ABM Interpolated SNR(x,y,z) (121x121x1):

Interpolated grid: dx=1.000 mm, dy=1.000 mm

ABM1/ABM2 = 45.04 dB

ABM1 comp = -1.10 dBA/m

Location: 9.6, -3.3, 3.7 mm



0 dB = 178.6 = 45.04 dB

### #37\_HAC\_T-Coil\_WCDMA IV\_HSPA\_Ch1413\_Axial (Z)

Communication System: WCDMA; Frequency: 1732.6 MHz

Medium: Air Medium parameters used:  $\sigma = 0$  S/m,  $\epsilon_r = 1$ ;  $\rho = 0$  kg/m<sup>3</sup>

Ambient Temperature: 23.5 °C

DASY5 Configuration

- Probe: AM1DV3 - 3130; ; Calibrated: 2022/8/26
- Sensor-Surface: 0mm (Fix Surface)
- Electronics: DAE4 Sn1512; Calibrated: 2022/3/29
- Phantom: HAC Test Arch with AMCC; Type: SD HAC P01 BA;
- Measurement SW: DASY52, Version 52.10 (4); SEMCAD X Version 14.6.14 (7483)


#### General Scans/z (axial) 4.2mm 50 x 50/ABM Interpolated SNR(x,y,z) (121x121x1): Interpolated

grid: dx=1.000 mm, dy=1.000 mm

ABM1/ABM2 = 56.68 dB

ABM1 comp = 6.27 dBA/m

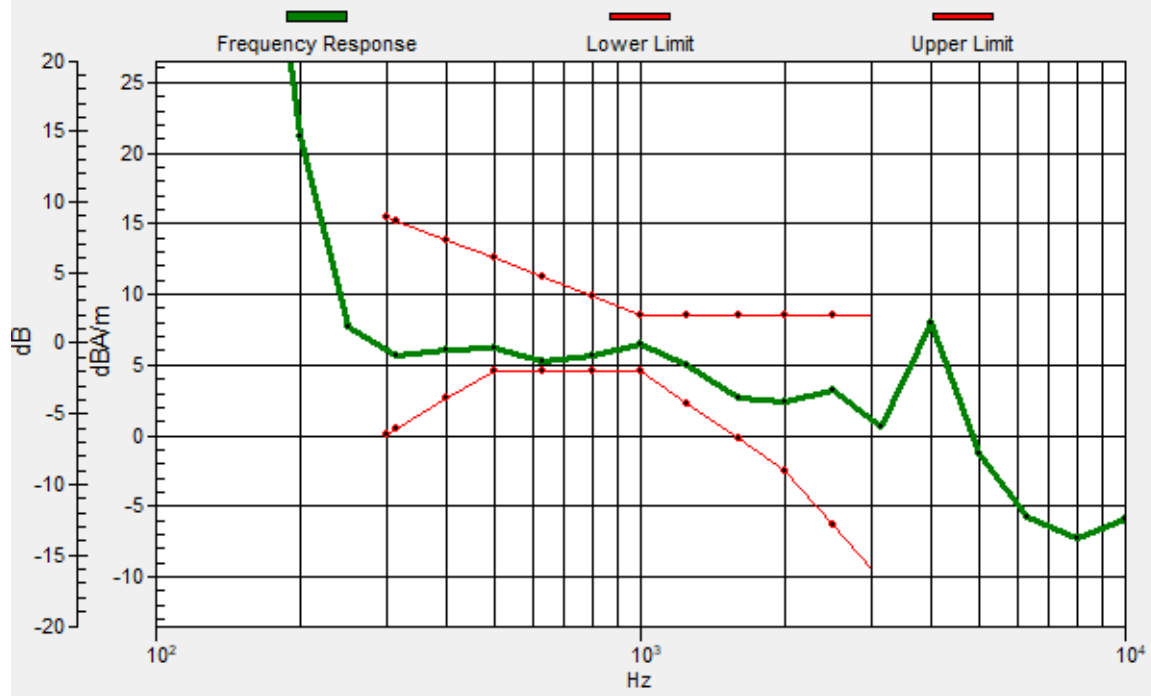
Location: 10.3, -14.5, 3.7 mm



0 dB = 682.0 = 56.68 dB

# General Scans/z (axial) wideband at best S/N/ABM Freq Resp(x,y,z,f)

Loc: 10.4, -14.8, 3.7 mm Diff: 0.71dB



### #37\_HAC\_T-Coil\_WCDMA IV\_HSPA\_Ch1413\_Transversal (Y)

Communication System: WCDMA; Frequency: 1732.6 MHz

Medium: Air Medium parameters used:  $\sigma = 0$  S/m,  $\epsilon_r = 1$ ;  $\rho = 0$  kg/m<sup>3</sup>

Ambient Temperature: 23.5 °C

DASY5 Configuration

- Probe: AM1DV3 - 3130; ; Calibrated: 2022/8/26
- Sensor-Surface: 0mm (Fix Surface)
- Electronics: DAE4 Sn1512; Calibrated: 2022/3/29
- Phantom: HAC Test Arch with AMCC; Type: SD HAC P01 BA;
- Measurement SW: DASY52, Version 52.10 (4); SEMCAD X Version 14.6.14 (7483)


### General Scans/y (transversal) 4.2mm 50 x 50/ABM Interpolated SNR(x,y,z) (121x121x1):

Interpolated grid: dx=1.000 mm, dy=1.000 mm

ABM1/ABM2 = 44.94 dB

ABM1 comp = -1.69 dBA/m

Location: 10.3, -4, 3.7 mm



0 dB = 176.6 = 44.94 dB

### #38\_HAC\_T-Coil\_WCDMA V\_HSPA\_Ch4182\_Axial (Z)

Communication System: WCDMA; Frequency: 836.4 MHz

Medium: Air Medium parameters used:  $\sigma = 0$  S/m,  $\epsilon_r = 1$ ;  $\rho = 0$  kg/m<sup>3</sup>

Ambient Temperature: 23.5 °C

DASY5 Configuration

- Probe: AM1DV3 - 3130; ; Calibrated: 2022/8/26
- Sensor-Surface: 0mm (Fix Surface)
- Electronics: DAE4 Sn1512; Calibrated: 2022/3/29
- Phantom: HAC Test Arch with AMCC; Type: SD HAC P01 BA;
- Measurement SW: DASY52, Version 52.10 (4); SEMCAD X Version 14.6.14 (7483)


#### General Scans/z (axial) 4.2mm 50 x 50/ABM Interpolated SNR(x,y,z) (121x121x1): Interpolated

grid: dx=1.000 mm, dy=1.000 mm

ABM1/ABM2 = 55.12 dB

ABM1 comp = 5.75 dBA/m

Location: 10.3, -15.2, 3.7 mm

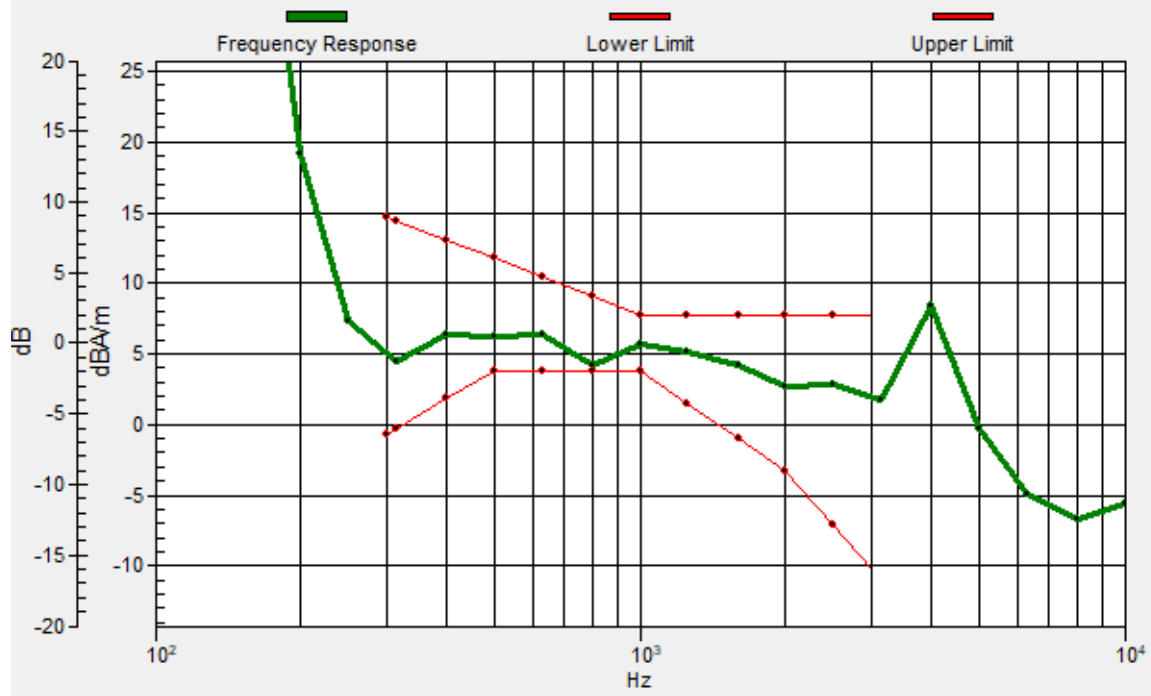


0 dB = 570.4 = 55.12 dB



# General Scans/z (axial) wideband at best S/N/ABM Freq Resp(x,y,z,f)

Loc: 10.2, -15.3, 3.7 mm Diff: 0.49dB



### #38\_HAC\_T-Coil\_WCDMA V\_HSPA\_Ch4182\_Transversal (Y)

Communication System: WCDMA; Frequency: 836.4 MHz

Medium: Air Medium parameters used:  $\sigma = 0$  S/m,  $\epsilon_r = 1$ ;  $\rho = 0$  kg/m<sup>3</sup>

Ambient Temperature: 23.5 °C

DASY5 Configuration

- Probe: AM1DV3 - 3130; ; Calibrated: 2022/8/26
- Sensor-Surface: 0mm (Fix Surface)
- Electronics: DAE4 Sn1512; Calibrated: 2022/3/29
- Phantom: HAC Test Arch with AMCC; Type: SD HAC P01 BA;
- Measurement SW: DASY52, Version 52.10 (4); SEMCAD X Version 14.6.14 (7483)


#### General Scans/y (transversal) 4.2mm 50 x 50/ABM Interpolated SNR(x,y,z) (121x121x1):

Interpolated grid: dx=1.000 mm, dy=1.000 mm

ABM1/ABM2 = 45.04 dB

ABM1 comp = -1.51 dBA/m

Location: 10.3, -25, 3.7 mm



0 dB = 178.6 = 45.04 dB

### #39\_HAC\_T-Coil\_LTE Band 30\_10M\_QPSK\_1\_0\_Ch27710\_Axial (Z)

Communication System: LTE; Frequency: 2310 MHz

Medium: Air Medium parameters used:  $\sigma = 0$  S/m,  $\epsilon_r = 1$ ;  $\rho = 0$  kg/m<sup>3</sup>

Ambient Temperature: 23.5 °C

DASY5 Configuration

- Probe: AM1DV3 - 3130; ; Calibrated: 2022/8/26

- Sensor-Surface: 0mm (Fix Surface)

- Electronics: DAE4 Sn1512; Calibrated: 2022/3/29

- Phantom: HAC Test Arch with AMCC; Type: SD HAC P01 BA;

- Measurement SW: DASY52, Version 52.10 (4); SEMCAD X Version 14.6.14 (7483)


**General Scans/z (axial) 4.2mm 50 x 50/ABM Interpolated SNR(x,y,z) (121x121x1):** Interpolated

grid: dx=1.000 mm, dy=1.000 mm

ABM1/ABM2 = 57.66 dB

ABM1 comp = 7.44 dBA/m

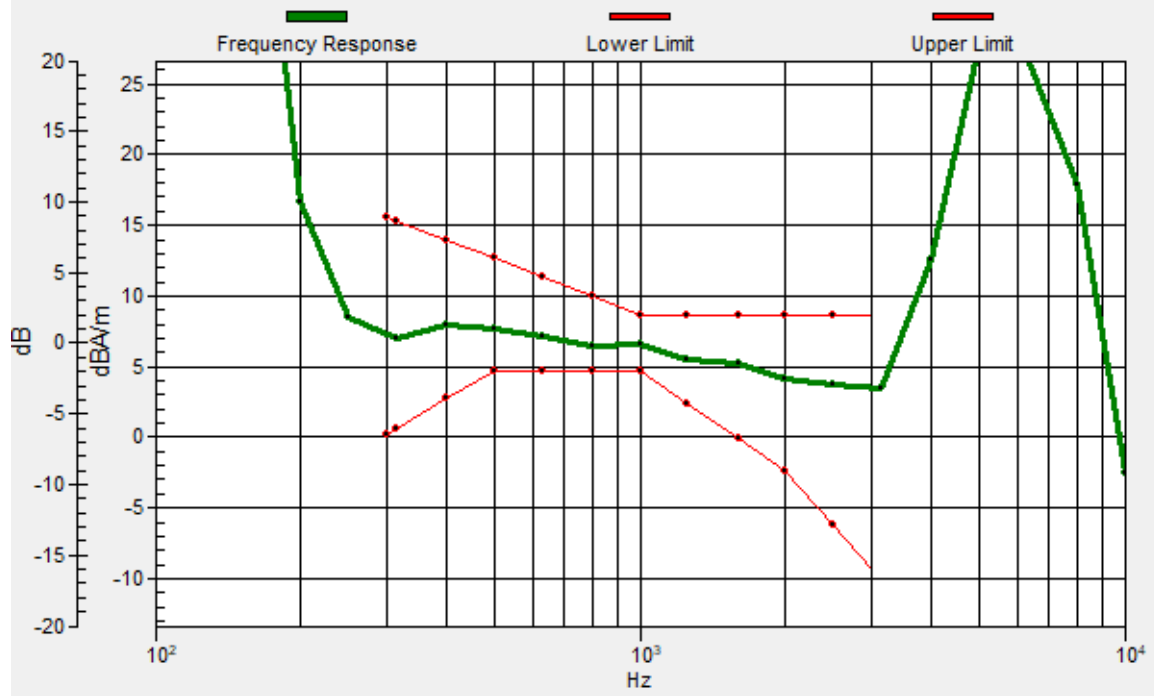
Location: 10.3, -13.8, 3.7 mm



0 dB = 763.7 = 57.66 dB

# General Scans/z (axial) wideband at best S/N/ABM Freq Resp(x,y,z,f)

Loc: 10.1, -13.7, 3.7 mm Diff: 1.73dB



### #39\_HAC\_T-Coil\_LTE Band 30\_10M\_QPSK\_1\_0\_Ch27710\_Transversal (Y)

Communication System: LTE; Frequency: 2310 MHz

Medium: Air Medium parameters used:  $\sigma = 0$  S/m,  $\epsilon_r = 1$ ;  $\rho = 0$  kg/m<sup>3</sup>

Ambient Temperature: 23.5 °C

DASY5 Configuration

- Probe: AM1DV3 - 3130; ; Calibrated: 2022/8/26

- Sensor-Surface: 0mm (Fix Surface)

- Electronics: DAE4 Sn1512; Calibrated: 2022/3/29

- Phantom: HAC Test Arch with AMCC; Type: SD HAC P01 BA;

- Measurement SW: DASY52, Version 52.10 (4); SEMCAD X Version 14.6.14 (7483)


### General Scans/y (transversal) 4.2mm 50 x 50/ABM Interpolated SNR(x,y,z) (121x121x1):

Interpolated grid: dx=1.000 mm, dy=1.000 mm

ABM1/ABM2 = 46.53 dB

ABM1 comp = -0.35 dBA/m

Location: 8.9, -3.3, 3.7 mm



0 dB = 212.1 = 46.53 dB

### #40\_HAC\_T-Coil\_LTE Band 41\_20M\_QPSK\_1\_0\_Ch40620\_Axial (Z)

Communication System: LTE TDD; Frequency: 2593 MHz

Medium: Air Medium parameters used:  $\sigma = 0$  S/m,  $\epsilon_r = 1$ ;  $\rho = 0$  kg/m<sup>3</sup>

Ambient Temperature: 23.5 °C

#### DASY5 Configuration

- Probe: AM1DV3 - 3130; ; Calibrated: 2022/8/26
- Sensor-Surface: 0mm (Fix Surface)
- Electronics: DAE4 Sn1512; Calibrated: 2022/3/29
- Phantom: HAC Test Arch with AMCC; Type: SD HAC P01 BA;
- Measurement SW: DASY52, Version 52.10 (4); SEMCAD X Version 14.6.14 (7483)


#### General Scans/z (axial) 4.2mm 50 x 50/ABM Interpolated SNR(x,y,z) (121x121x1): Interpolated

grid: dx=1.000 mm, dy=1.000 mm

ABM1/ABM2 = 54.07 dB

ABM1 comp = 6.94 dBA/m

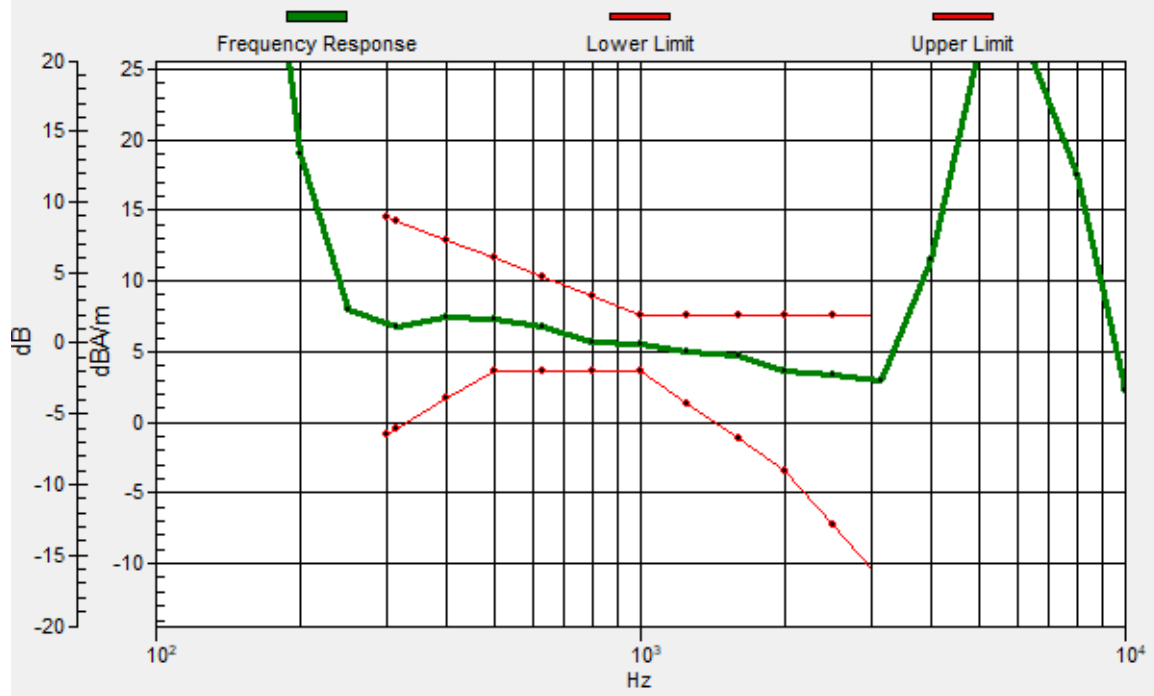
Location: 10.3, -15.2, 3.7 mm



0 dB = 505.4 = 54.07 dB

# General Scans/z (axial) wideband at best S/N/ABM Freq Resp(x,y,z,f)

Loc: 10.2, -15.1, 3.7 mm Diff: 2dB



### #40\_HAC\_T-Coil\_LTE Band 41\_20M\_QPSK\_1\_0\_Ch40620\_Transversal (Y)

Communication System: LTE TDD; Frequency: 2593 MHz

Medium: Air Medium parameters used:  $\sigma = 0$  S/m,  $\epsilon_r = 1$ ;  $\rho = 0$  kg/m<sup>3</sup>

Ambient Temperature: 23.5 °C

DASY5 Configuration

- Probe: AM1DV3 - 3130; ; Calibrated: 2022/8/26
- Sensor-Surface: 0mm (Fix Surface)
- Electronics: DAE4 Sn1512; Calibrated: 2022/3/29
- Phantom: HAC Test Arch with AMCC; Type: SD HAC P01 BA;
- Measurement SW: DASY52, Version 52.10 (4); SEMCAD X Version 14.6.14 (7483)


### General Scans/y (transversal) 4.2mm 50 x 50/ABM Interpolated SNR(x,y,z) (121x121x1):

Interpolated grid: dx=1.000 mm, dy=1.000 mm

ABM1/ABM2 = 43.33 dB

ABM1 comp = -2.08 dBA/m

Location: 6.1, -20.8, 3.7 mm



0 dB = 146.8 = 43.33 dB



### #41\_HAC\_T-Coil\_WLAN2.4GHz\_802.11b 1Mbps\_Ch6\_Axial (Z)

Communication System: 802.11b; Frequency: 2437 MHz

Medium: Air Medium parameters used:  $\sigma = 0$  S/m,  $\epsilon_r = 1$ ;  $\rho = 0$  kg/m<sup>3</sup>

Ambient Temperature: 23.5 °C

#### DASY5 Configuration

- Probe: AM1DV3 - 3130; ; Calibrated: 2022/8/26
- Sensor-Surface: 0mm (Fix Surface)
- Electronics: DAE4 Sn1512; Calibrated: 2022/3/29
- Phantom: HAC Test Arch with AMCC; Type: SD HAC P01 BA;
- Measurement SW: DASY52, Version 52.10 (4); SEMCAD X Version 14.6.14 (7483)


#### General Scans/z (axial) 4.2mm 50 x 50/ABM Interpolated SNR(x,y,z) (121x121x1): Interpolated

grid: dx=1.000 mm, dy=1.000 mm

ABM1/ABM2 = 53.43 dB

ABM1 comp = 5.82 dBA/m

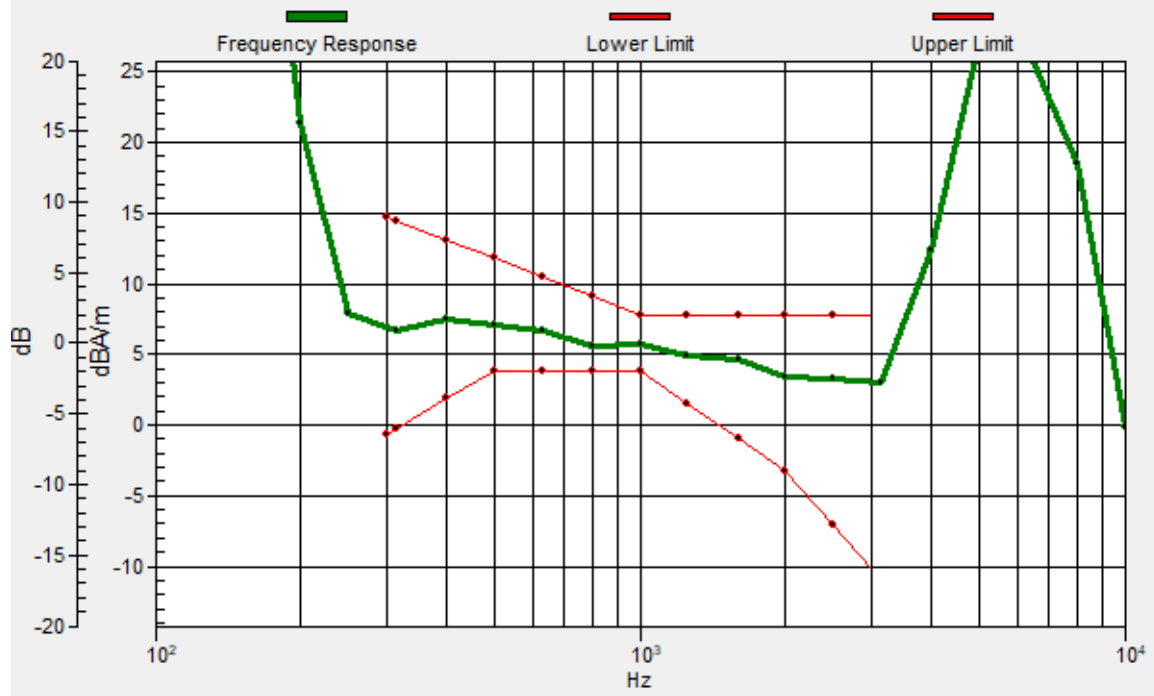
Location: 6.1, -11.7, 3.7 mm



0 dB = 469.5 = 53.43 dB

# General Scans/z (axial) wideband at best S/N/ABM Freq Resp(x,y,z,f)

Loc: 10.5, -11.9, 3.7 mm Diff: 1.78dB



### #41\_HAC\_T-Coil\_WLAN2.4GHz\_802.11b 1Mbps\_Ch6\_Transversal (Y)

Communication System: 802.11b; Frequency: 2437 MHz

Medium: Air Medium parameters used:  $\sigma = 0$  S/m,  $\epsilon_r = 1$ ;  $\rho = 0$  kg/m<sup>3</sup>

Ambient Temperature: 23.5 °C

DASY5 Configuration

- Probe: AM1DV3 - 3130; ; Calibrated: 2022/8/26
- Sensor-Surface: 0mm (Fix Surface)
- Electronics: DAE4 Sn1512; Calibrated: 2022/3/29
- Phantom: HAC Test Arch with AMCC; Type: SD HAC P01 BA;
- Measurement SW: DASY52, Version 52.10 (4); SEMCAD X Version 14.6.14 (7483)


### General Scans/y (transversal) 4.2mm 50 x 50/ABM Interpolated SNR(x,y,z) (121x121x1):

Interpolated grid: dx=1.000 mm, dy=1.000 mm

ABM1/ABM2 = 45.14 dB

ABM1 comp = -1.69 dBA/m

Location: 6.8, -20.1, 3.7 mm



0 dB = 180.7 = 45.14 dB

### #42\_HAC\_T-Coil\_WLAN5GHz\_802.11a\_6Mbps\_Ch157\_Axial (Z)

Communication System: 802.11a; Frequency: 5785 MHz

Medium: Air Medium parameters used:  $\sigma = 0$  S/m,  $\epsilon_r = 1$ ;  $\rho = 0$  kg/m<sup>3</sup>

Ambient Temperature: 23.5 °C

#### DASY5 Configuration

- Probe: AM1DV3 - 3130; ; Calibrated: 2022/8/26
- Sensor-Surface: 0mm (Fix Surface)
- Electronics: DAE4 Sn1512; Calibrated: 2022/3/29
- Phantom: HAC Test Arch with AMCC; Type: SD HAC P01 BA;
- Measurement SW: DASY52, Version 52.10 (4); SEMCAD X Version 14.6.14 (7483)


#### General Scans/z (axial) 4.2mm 50 x 50/ABM Interpolated SNR(x,y,z) (121x121x1): Interpolated

grid: dx=1.000 mm, dy=1.000 mm

ABM1/ABM2 = 56.97 dB

ABM1 comp = 7.56 dBA/m

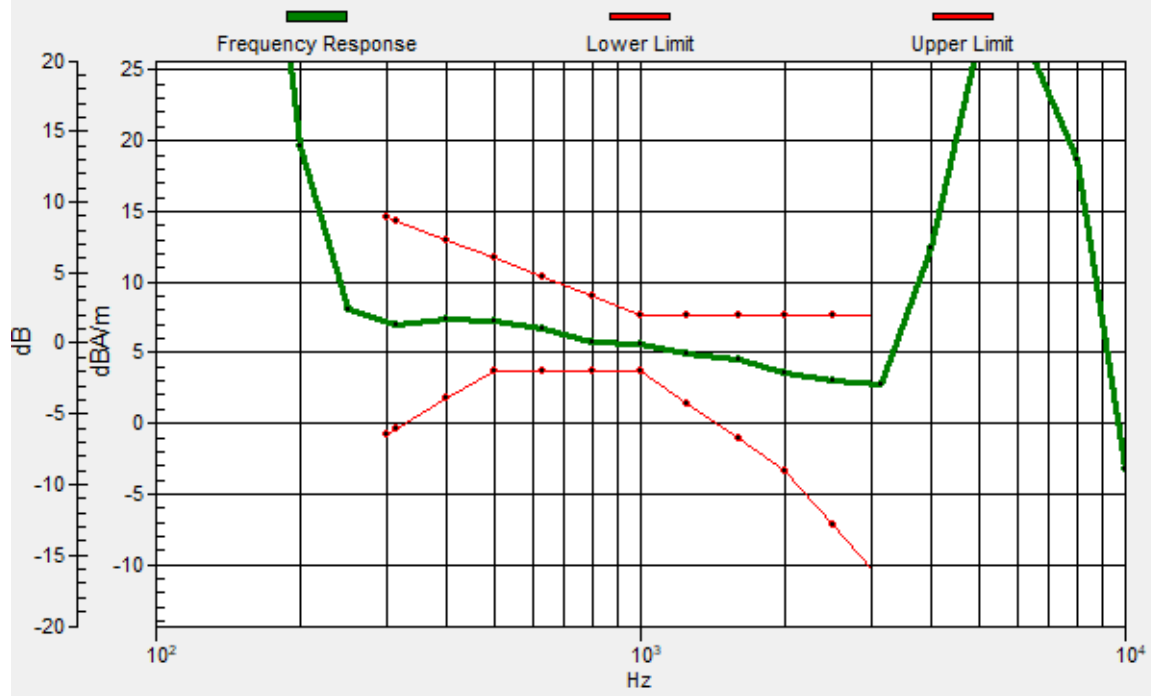
Location: 8.9, -12.4, 3.7 mm



0 dB = 705.2 = 56.97 dB

# General Scans/z (axial) wideband at best S/N/ABM Freq Resp(x,y,z,f)

Loc: 8.7, -12.5, 3.7 mm Diff: 2dB



### #42\_HAC\_T-Coil\_WLAN5GHz\_802.11a\_6Mbps\_Ch157\_Transversal (Y)

Communication System: 802.11a; Frequency: 5785 MHz

Medium: Air Medium parameters used:  $\sigma = 0$  S/m,  $\epsilon_r = 1$ ;  $\rho = 0$  kg/m<sup>3</sup>

Ambient Temperature: 23.5 °C

DASY5 Configuration

- Probe: AM1DV3 - 3130; ; Calibrated: 2022/8/26
- Sensor-Surface: 0mm (Fix Surface)
- Electronics: DAE4 Sn1512; Calibrated: 2022/3/29
- Phantom: HAC Test Arch with AMCC; Type: SD HAC P01 BA;
- Measurement SW: DASY52, Version 52.10 (4); SEMCAD X Version 14.6.14 (7483)


### General Scans/y (transversal) 4.2mm 50 x 50/ABM Interpolated SNR(x,y,z) (121x121x1):

Interpolated grid: dx=1.000 mm, dy=1.000 mm

ABM1/ABM2 = 44.16 dB

ABM1 comp = -2.35 dBA/m

Location: 5.4, -3.3, 3.7 mm



0 dB = 161.4 = 44.16 dB

### #43\_HAC\_T-Coil\_LTE Band 14\_10M\_QPSK\_1\_0\_Ch23330\_Axial (Z)

Communication System: LTE; Frequency: 793 MHz

Medium: Air Medium parameters used:  $\sigma = 0$  S/m,  $\epsilon_r = 1$ ;  $\rho = 0$  kg/m<sup>3</sup>

Ambient Temperature: 23.5 °C

DASY5 Configuration

- Probe: AM1DV3 - 3130; ; Calibrated: 2022/8/26

- Sensor-Surface: 0mm (Fix Surface)

- Electronics: DAE4 Sn1512; Calibrated: 2022/3/29

- Phantom: HAC Test Arch with AMCC; Type: SD HAC P01 BA;

- Measurement SW: DASY52, Version 52.10 (4); SEMCAD X Version 14.6.14 (7483)


**General Scans/z (axial) 4.2mm 50 x 50/ABM Interpolated SNR(x,y,z) (121x121x1):** Interpolated

grid: dx=1.000 mm, dy=1.000 mm

ABM1/ABM2 = 57.72 dB

ABM1 comp = 7.57 dBA/m

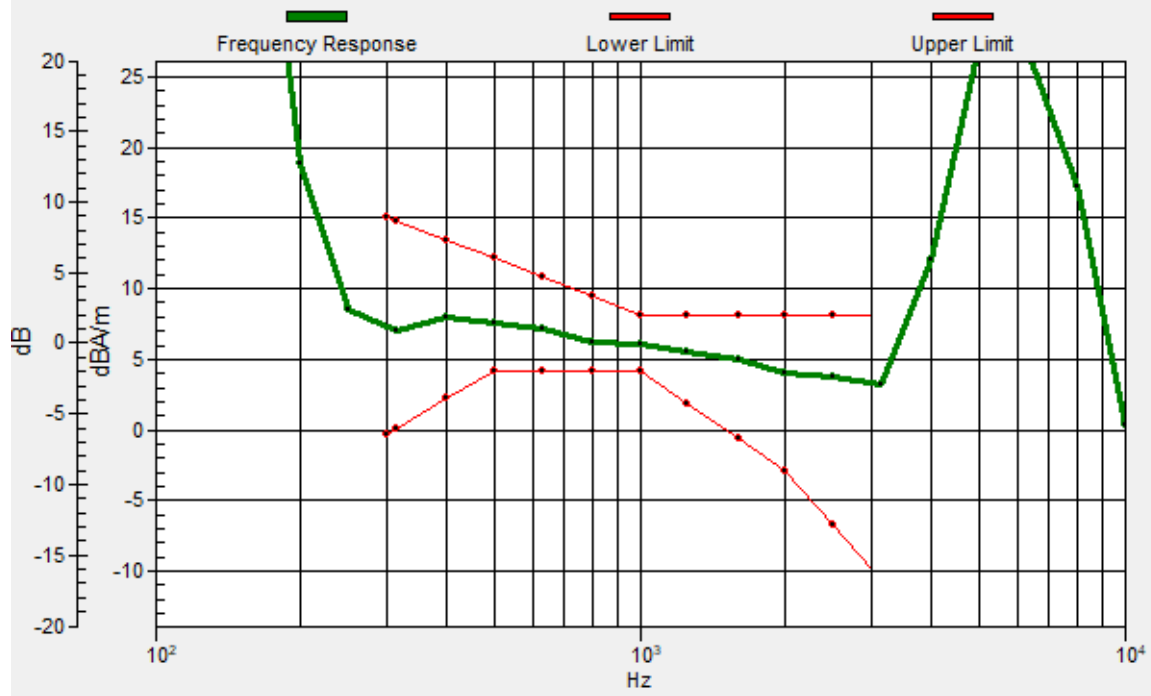
Location: 10.3, -13.8, 3.7 mm



0 dB = 769.1 = 57.72 dB

# General Scans/z (axial) wideband at best S/N/ABM Freq Resp(x,y,z,f)

Loc: 10.1, -13.7, 3.7 mm Diff: 2dB





### #43\_HAC\_T-Coil\_LTE Band 14\_10M\_QPSK\_1\_0\_Ch23330\_Transversal (Y)

Communication System: LTE; Frequency: 793 MHz

Medium: Air Medium parameters used:  $\sigma = 0$  S/m,  $\epsilon_r = 1$ ;  $\rho = 0$  kg/m<sup>3</sup>

Ambient Temperature: 23.5 °C

DASY5 Configuration

- Probe: AM1DV3 - 3130; ; Calibrated: 2022/8/26

- Sensor-Surface: 0mm (Fix Surface)

- Electronics: DAE4 Sn1512; Calibrated: 2022/3/29

- Phantom: HAC Test Arch with AMCC; Type: SD HAC P01 BA;

- Measurement SW: DASY52, Version 52.10 (4); SEMCAD X Version 14.6.14 (7483)


### General Scans/y (transversal) 4.2mm 50 x 50/ABM Interpolated SNR(x,y,z) (121x121x1):

Interpolated grid: dx=1.000 mm, dy=1.000 mm

ABM1/ABM2 = 46.04 dB

ABM1 comp = -0.17 dBA/m

Location: 10.3, -3.3, 3.7 mm



0 dB = 200.3 = 46.03 dB

### #44\_HAC\_T-Coil\_LTE Band 41\_20M\_QPSK\_1\_0\_Ch40620\_Axial (Z)

Communication System: LTE TDD; Frequency: 2593 MHz

Medium: Air Medium parameters used:  $\sigma = 0$  S/m,  $\epsilon_r = 1$ ;  $\rho = 0$  kg/m<sup>3</sup>

Ambient Temperature: 23.5 °C

DASY5 Configuration

- Probe: AM1DV3 - 3130; ; Calibrated: 2022/8/26
- Sensor-Surface: 0mm (Fix Surface)
- Electronics: DAE4 Sn1512; Calibrated: 2022/3/29
- Phantom: HAC Test Arch with AMCC; Type: SD HAC P01 BA;
- Measurement SW: DASY52, Version 52.10 (4); SEMCAD X Version 14.6.14 (7483)


#### General Scans/z (axial) 4.2mm 50 x 50/ABM Interpolated SNR(x,y,z) (121x121x1): Interpolated

grid: dx=1.000 mm, dy=1.000 mm

ABM1/ABM2 = 54.07 dB

ABM1 comp = 6.94 dBA/m

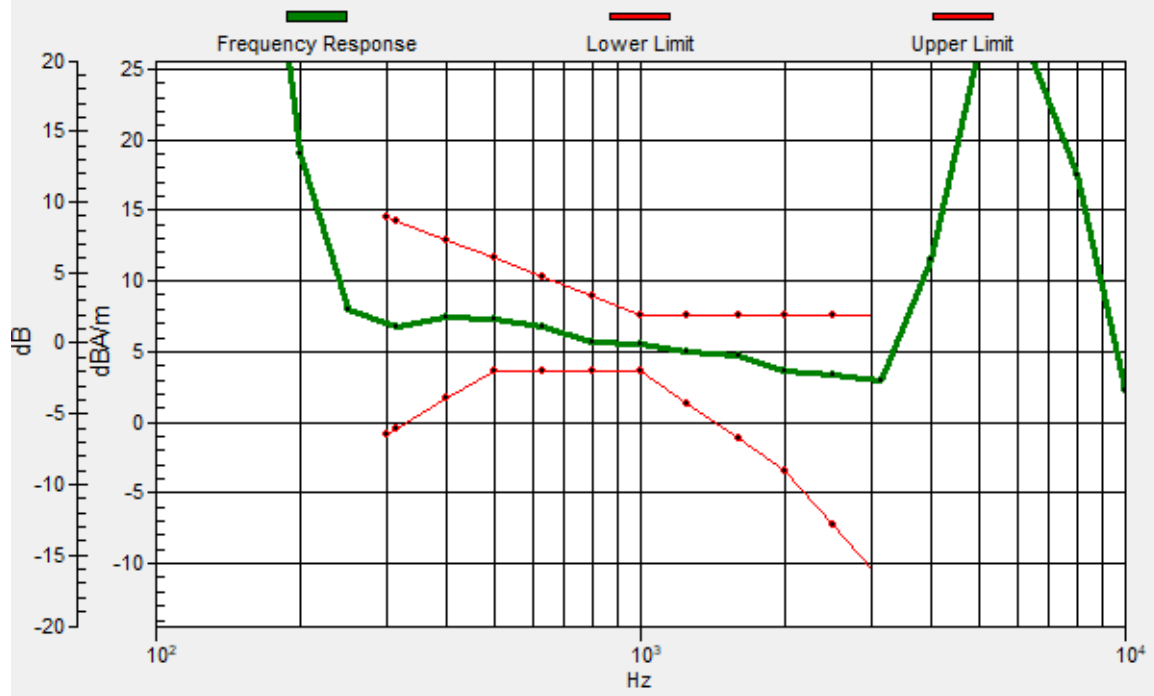
Location: 10.3, -15.2, 3.7 mm



0 dB = 505.4 = 54.07 dB

# General Scans/z (axial) wideband at best S/N/ABM Freq Resp(x,y,z,f)

Loc: 10.2, -15.1, 3.7 mm Diff: 2dB



### #44\_HAC\_T-Coil\_LTE Band 41\_20M\_QPSK\_1\_0\_Ch40620\_Transversal (Y)

Communication System: LTE TDD; Frequency: 2593 MHz

Medium: Air Medium parameters used:  $\sigma = 0$  S/m,  $\epsilon_r = 1$ ;  $\rho = 0$  kg/m<sup>3</sup>

Ambient Temperature: 23.5 °C

DASY5 Configuration

- Probe: AM1DV3 - 3130; ; Calibrated: 2022/8/26
- Sensor-Surface: 0mm (Fix Surface)
- Electronics: DAE4 Sn1512; Calibrated: 2022/3/29
- Phantom: HAC Test Arch with AMCC; Type: SD HAC P01 BA;
- Measurement SW: DASY52, Version 52.10 (4); SEMCAD X Version 14.6.14 (7483)


### General Scans/y (transversal) 4.2mm 50 x 50/ABM Interpolated SNR(x,y,z) (121x121x1):

Interpolated grid: dx=1.000 mm, dy=1.000 mm

ABM1/ABM2 = 43.33 dB

ABM1 comp = -2.08 dBA/m

Location: 6.1, -20.8, 3.7 mm



0 dB = 146.8 = 43.33 dB