



FCC RADIO TEST REPORT

FCC ID : A4RG025J
Equipment : Phone
Model Name : G025J, G025N, G025M
Applicant : Google LLC
1600 Amphitheatre Parkway,
Mountain View, California, 94043 USA
Standard : 47 CFR Part 2, 22(H), 24(E), 27

The product was received on Jan. 20, 2020 and testing was started from Jan. 21, 2020 and completed on Mar. 19, 2020. We, SPORTON INTERNATIONAL INC. EMC & Wireless Communications Laboratory, would like to declare that the tested sample has been evaluated in accordance with the test procedures given in ANSI / TIA-603-E and has been in compliance with the applicable technical standards.

The report must not be used by the client to claim product certification, approval, or endorsement by TAF or any agency of government.

The test results in this report apply exclusively to the tested model / sample. Without written approval of SPORTON INTERNATIONAL INC. EMC & Wireless Communications Laboratory, the test report shall not be reproduced except in full.

Louis Wu

Approved by: Louis Wu

SPORTON INTERNATIONAL INC. EMC & Wireless Communications Laboratory
No. 52, Huaya 1st Rd., Guishan Dist., Taoyuan City, Taiwan (R.O.C.)



Table of Contents

History of this test report.....	3
Summary of Test Result.....	4
1 General Description	6
1.1 Product Feature of Equipment Under Test.....	6
1.2 Product Specification of Equipment Under Test.....	7
1.3 Modification of EUT	10
1.4 Testing Location	10
1.5 Applicable Standards.....	11
2 Test Configuration of Equipment Under Test	12
2.1 Test Mode.....	12
2.2 Connection Diagram of Test System.....	20
2.3 Support Unit used in test configuration and system	21
2.4 Measurement Results Explanation Example.....	21
2.5 Frequency List of Low/Middle/High Channels	22
3 Conducted Test Items.....	34
3.1 Measuring Instruments	34
3.2 Conducted Output Power and ERP/EIRP	35
3.3 Peak-to-Average Ratio	36
3.4 EIRP Power Density	37
3.5 Occupied Bandwidth.....	38
3.6 Conducted Band Edge	39
3.7 Conducted Spurious Emission	42
3.8 Frequency Stability	43
4 Radiated Test Items	44
4.1 Measuring Instruments	44
4.2 Radiated Spurious Emission Measurement	46
5 List of Measuring Equipment.....	48
6 Uncertainty of Evaluation.....	50
Appendix A. Test Results of Conducted Test	
Appendix B. Test Results of ERP/EIRP and Radiated Test	



Summary of Test Result

Report Clause	Ref Std. Clause	Test Items	Result (PASS/FAIL)	Remark
3.2	§2.1046	Conducted Output Power	Reporting only	-
	§22.913 (a)(2)	Effective Radiated Power (Band 5) (Band 26)	Pass	
	§27.50 (b)(10) §27.50 (c)(10)	Effective Radiated Power (Band 12) (Band 13) (Band 17) (Band 71)		
	§24.232 (c) §27.50 (h)(2)	Equivalent Isotropic Radiated Power (Band 2) (Band 25) (Band 7) (Band 38) (Band 41)		
	§27.50 (d)(4)	Equivalent Isotropic Radiated Power (Band 4) (Band 66)		
	-	Effective Isotropic Radiated Power (Band 30)		
3.3	§24.232 (d) §27.50 (d)(5)	Peak-to-Average Ratio	Pass	-
3.4	§27.50 (a)(3)	EIRP Power Density (Band 30)	Pass	
3.5	§2.1049	Occupied Bandwidth	Reporting only	-
3.6	§2.1051 §22.917 (a) §24.238 (a) §27.53 (c)(2)(4) §27.53 (g) §27.53 (h)	Conducted Band Edge Measurement (Band 2) (Band 4) (Band 5) (Band 12) (Band 13) (Band 17) (Band 25) (Band 26) (Band 66) (Band 71)	Pass	-
	§2.1051 §27.53 (m)(4)	Conducted Band Edge Measurement (Band 7) (Band 38) (Band 41)		
	§2.1051 §27.53 (a)(4)	Conducted Band Edge Measurement (Band 30)		
3.7	§2.1051 §22.917 (a) §24.238 (a) §27.53 (c)(2) §27.53 (g) §27.53 (h)	Conducted Spurious Emission (Band 2) (Band 4) (Band 5) (Band 12) (Band 13) (Band 17) (Band 25) (Band 26) (Band 66) (Band 71)	Pass	-
	§2.1051 §27.53 (m)(4)	Conducted Spurious Emission (Band 7) (Band 38) (Band 41)		
	§2.1051 §27.53 (a)(4)	Conducted Spurious Emission (Band 30)		
3.8	§2.1055 §22.355 §24.235 §27.54	Frequency Stability Temperature & Voltage	Pass	-



Report Clause	Ref Std. Clause	Test Items	Result (PASS/FAIL)	Remark
4.2	§2.1053 §22.917 (a) §24.238 (a) §27.53 (c)(2) §27.53 (f) §27.53 (g) §27.53 (h)	Radiated Spurious Emission (Band 2) (Band 4) (Band 5) (Band 12) (Band 13) (Band 17) (Band 25) (Band 26) (Band 66) (Band 71)	Pass	Under limit 3.26 dB at 5100.000 MHz for Primary Antenna Under limit 3.58 dB at 13860.000 MHz For ASDIV Antenna
	§2.1051 §27.53 (m)(4)	Radiated Spurious Emission (Band 7) (Band 38) (Band 41)		
	§2.1053 §27.53 (a)(4)	Radiated Spurious Emission (Band 30)		

Declaration of Conformity:

The test results with all measurement uncertainty excluded are presented in accordance with the regulation limits or requirements declared by manufacturers.

Comments and Explanations:

The declared of product specification for EUT presented in the report are provided by the manufacturer, and the manufacturer takes all the responsibilities for the accuracy of product specification.

Reviewed by: Wii Chang

Report Producer: Ruby Zou



1 General Description

1.1 Product Feature of Equipment Under Test

Product Feature	
Equipment	Phone
Model Name	G025J, G025N, G025M
FCC ID	A4RG025J
EUT supports Radios application	CDMA/EV-DO/GSM/EGPRS/WCDMA/HSPA/LTE/NFC/GNSS WLAN 11b/g/n HT20 WLAN 11a/n HT20/HT40 WLAN 11ac VHT20/VHT40/VHT80 Bluetooth BR/EDR/LE
EUT Stage	Identical Prototype

Remark: The above EUT's information was declared by manufacturer.

EUT Information List	
S/N	Performed Test Item
01021FQC200422 01021FQC200440	Conducted Measurement ERP/EIRP
01021FQC200313 02061FQC200337 01021FQC200165	Radiated Spurious Emission



1.2 Product Specification of Equipment Under Test

Standards-related Product Specification	
Tx Frequency	LTE Band 2: 1850.7 MHz ~ 1909.3 MHz LTE Band 4: 1710.7 MHz ~ 1754.3 MHz LTE Band 5: 824.7 MHz ~ 848.3 MHz LTE Band 7: 2502.5 MHz ~ 2567.5 MHz LTE Band 12: 699.7 MHz ~ 715.3 MHz LTE Band 13: 779.5 MHz ~ 784.5 MHz LTE Band 17: 706.5 MHz ~ 713.5 MHz LTE Band 25: 1850.7MHz ~ 1914.3 MHz LTE Band 26: 824.7MHz ~ 848.3 MHz LTE Band 30: 2307.5 MHz ~2312.5 MHz LTE Band 38: 2572.5 MHz ~ 2617.5 MHz LTE Band 41: 2498.5 MHz ~ 2687.5 MHz LTE Band 66: 1710.7 MHz ~ 1779.3 MHz LTE Band 71: 665.5 MHz ~ 695.5 MHz
Rx Frequency	LTE Band 2: 1930.7 MHz ~ 1989.3 MHz LTE Band 4: 2110.7 MHz ~ 2154.3 MHz LTE Band 5: 869.7 MHz ~ 893.3 MHz LTE Band 7: 2622.5MHz ~ 2687.5 MHz LTE Band 12: 729.7 MHz ~ 745.3 MHz LTE Band 13: 748.5 MHz ~ 753.5 MHz LTE Band 17: 736.5 MHz ~ 743.5 MHz LTE Band 25: 1930.7MHz ~ 1994.3 MHz LTE Band 26: 869.7MHz ~ 893.3MHz LTE Band 30: 2352.5 MHz ~ 2357.5 MHz LTE Band 38: 2572.5MHz ~ 2617.5MHz LTE Band 41: 2498.5 MHz ~ 2687.5 MHz LTE Band 66: 2110.7 MHz ~ 2179.3 MHz LTE Band 71: 619.5 MHz ~ 649.5 MHz
Bandwidth	LTE Band 2: 1.4MHz / 3MHz / 5MHz / 10MHz / 15MHz / 20MHz LTE Band 4: 1.4MHz / 3MHz / 5MHz / 10MHz / 15MHz / 20MHz LTE Band 5: 1.4MHz / 3MHz / 5MHz / 10MHz LTE Band 7: 5MHz / 10MHz / 15MHz / 20MHz LTE Band 12: 1.4MHz / 3MHz / 5MHz / 10MHz LTE Band 13: 5MHz / 10MHz LTE Band 17: 5MHz / 10MHz LTE Band 25: 1.4MHz / 3MHz / 5MHz / 10MHz / 15MHz / 20MHz LTE Band 26: 1.4MHz / 3MHz / 5MHz / 10MHz / 15MHz LTE Band 30: 5MHz / 10MHz LTE Band 38: 5MHz / 10MHz / 15MHz / 20MHz LTE Band 41: 5MHz / 10MHz / 15MHz / 20MHz LTE Band 66: 1.4MHz / 3MHz / 5MHz / 10MHz / 15MHz / 20MHz LTE Band 71: 5MHz / 10MHz / 15MHz / 20MHz



Standards-related Product Specification	
Maximum Output Power to Antenna	<Primary Antenna>
	<Ant. 0>
	LTE Band 5 : 24.89 dBm
	LTE Band 5_CA : 24.78dBm
	LTE Band 12 : 24.88 dBm
	LTE Band 13 : 24.73 dBm
	LTE Band 17 : 24.73 dBm
	LTE Band 26 : 24.98 dBm
	LTE Band 71 : 24.63 dBm
	<Ant. 2>
	LTE Band 2 : 24.73 dBm
	LTE Band 4 : 24.72 dBm
	LTE Band 7 : 24.16 dBm
	LTE Band 7_CA : 23.69 dBm
	LTE Band 25 : 24.83 dBm
	LTE Band 30 : 21.50 dBm
	LTE Band 38 : 24.14 dBm
	LTE Band 38 : 25.41 dBm for HPUE
	LTE Band 41 : 24.08 dBm
	LTE Band 41 : 25.35 dBm for HPUE
	LTE Band 41_CA : 23.88 dBm
	LTE Band 66 : 24.80 dBm
	LTE Band 66B_CA : 24.62 dBm
	LTE Band 66C_CA : 24.53 dBm
	<ASDIV Antenna>
	<Ant. 0>
	LTE Band 2 : 25.06 dBm
	LTE Band 4 : 25.04 dBm
	LTE Band 7 : 24.08 dBm
	LTE Band 7_CA : 24.38 dBm
	LTE Band 25 : 25.24 dBm
	LTE Band 30 : 21.58 dBm
	LTE Band 38 : 24.38 dBm
	LTE Band 38 : 25.64 dBm for HPUE
	LTE Band 41 : 24.63 dBm
	LTE Band 41 : 25.88 dBm for HPUE
	LTE Band 41_CA : 23.88 dBm
	LTE Band 66 : 25.10 dBm
	LTE Band 66B_CA : 24.50 dBm
	LTE Band 66C_CA : 24.48 dBm
<Ant. 1>	
LTE Band 5 : 24.60 dBm	
LTE Band 5_CA : 24.31dBm	
LTE Band 12 : 24.66 dBm	
LTE Band 13 : 24.53 dBm	
LTE Band 17 : 24.57 dBm	
LTE Band 26 : 24.66 dBm	
LTE Band 71 : 24.48 dBm	



Standards-related Product Specification	
Antenna Type	<Primary Antenna>: PIFA Antenna <ASDIV Antenna>: PIFA Antenna
Type of Modulation	QPSK / 16QAM / 64QAM

<Primary Antenna>

Radio Tech	Band Number	Antenna name	Gain
LTE	B2	ANT2	1.9
LTE	B4	ANT2	1.1
LTE	B5	ANT0	-2.2
LTE	B7	ANT2	0.8
LTE	B12	ANT0	-6.9
LTE	B13	ANT0	-3.8
LTE	B14	ANT0	-4.0
LTE	B17	ANT0	-6.9
LTE	B25	ANT2	1.9
LTE	B26	ANT0	-2.2
LTE	B30	ANT2	-1.7
LTE	B38	ANT2	1.0
LTE	B38HPUE	ANT2	
LTE	B41	ANT2	1.7
LTE	B41HPUE	ANT2	
LTE	B66	ANT2	1.1
LTE	B71	ANT0	-7.9

<ASDIV Antenna>

Radio Tech	Band Number	Antenna name	Gain
LTE	B2	ANT0	1.7
LTE	B4	ANT0	-0.4
LTE	B5	ANT1	-3.5
LTE	B7	ANT0	2.5
LTE	B12	ANT1	-6.0
LTE	B13	ANT1	-4.8
LTE	B14	ANT1	-5.5
LTE	B17	ANT1	-6.0
LTE	B25	ANT0	1.7
LTE	B26	ANT1	-3.5
LTE	B30	ANT0	-2.8
LTE	B38	ANT0	1.7
LTE	B38HPUE	ANT0	
LTE	B41	ANT0	1.3
LTE	B41HPUE	ANT0	
LTE	B66	ANT0	-0.4
LTE	B71	ANT1	-7.5



1.3 Modification of EUT

No modifications are made to the EUT during all test items.

1.4 Testing Location

Test Site	SPORTON INTERNATIONAL INC. EMC & Wireless Communications Laboratory
Test Site Location	No.52, Huaya 1st Rd., Guishan Dist., Taoyuan City, Taiwan (R.O.C.) TEL: +886-3-327-3456 FAX: +886-3-328-4978
Test Site No.	Sporton Site No. TH05-HY
Test Engineer	Aking Chang
Temperature	24~26°C
Relative Humidity	54~58%

Note: The test site complies with ANSI C63.4 2014 requirement.

Test Site	SPORTON INTERNATIONAL INC. EMC & Wireless Communications Laboratory
Test Site Location	No.58, Aly. 75, Ln. 564, Wenhua 3rd, Rd., Guishan Dist., Taoyuan City, Taiwan (R.O.C.) TEL: +886-3-327-0868 FAX: +886-3-327-0855
Test Site No.	Sporton Site No. 03CH13-HY
Test Engineer	Jimmy Chung, Karl Hou, and Wilson Wu
Temperature	21.5~23.5°C
Relative Humidity	49.5~55.5%

Note: The test site complies with ANSI C63.4 2014 requirement.

FCC Designation No.: TW1190 and TW0007



1.5 Applicable Standards

According to the specifications of the manufacturer, the EUT must comply with the requirements of the following standards:

- ♦ ANSI C63.26-2015
- ♦ ANSI / TIA-603-E
- ♦ 47 CFR Part 2, 22(H), 24(E), 27
- ♦ FCC KDB 971168 D01 Power Meas. License Digital Systems v03r01
- ♦ FCC KDB 412172 D01 Determining ERP and EIRP v01r01
- ♦ FCC KDB 414788 D01 Radiated Test Site v01r01.

Remark:

1. All test items were verified and recorded according to the standards and without any deviation during the test.
2. This EUT has also been tested and complied with the requirements of FCC Part 15, Subpart B, recorded in a separate test report.



2 Test Configuration of Equipment Under Test

2.1 Test Mode

Antenna port conducted and radiated test items listed below are performed according to KDB 971168 D01 Power Meas. License Digital Systems v03r01 with maximum output power.

For radiated measurement, pre-scanned in three orthogonal panels, X, Y, Z with Accessory (Adapter and Earphone). The worst cases of panels were recorded in this report:

<Primary Antenna>

<Ant. 0>

LTE Band 5	LTE Band 5B_CA	LTE Band 12	LTE Band 13
Z Plane with Accessory	Y Plane with Accessory	X Plane with Accessory	Z Plane with Accessory
LTE Band 17	LTE Band 26	LTE Band 71	
Y Plane with Accessory	Z Plane with Accessory	Z Plane with Accessory	

<Ant. 2>

LTE Band 2	LTE Band 4	LTE Band 7	LTE Band 7C_CA
Z Plane with Accessory	Y Plane with Accessory	Z Plane with Accessory	Z Plane with Accessory
LTE Band 25	LTE Band 30	LTE Band 41 (HPUE)	LTE Band 41C_CA
Z Plane with Accessory	Z Plane Standalone	Z Plane with Accessory	Z Plane with Accessory
LTE Band 66	LTE Band 66B_CA	LTE Band 66C_CA	
Y Plane with Accessory	Z Plane with Accessory	Z Plane with Accessory	

<ASDIV Antenna>

<Ant. 0>

LTE Band 2	LTE Band 4	LTE Band 7	LTE Band 7C_CA
Y Plane with Accessory	Z Plane with Accessory	X Plane with Accessory	Y Plane with Accessory
LTE Band 25	LTE Band 30	LTE Band 41 (HPUE)	LTE Band 41C_CA
Y Plane with Accessory	Z Plane Standalone	X Plane with Accessory	Y Plane with Accessory
LTE Band 66	LTE Band 66B_CA	LTE Band 66C_CA	
Z Plane with Accessory	Z Plane with Accessory	Z Plane with Accessory	

<Ant. 1>

LTE Band 5	LTE Band 5B_CA	LTE Band 12	LTE Band 13
Z Plane with Accessory	X Plane with Accessory	Z Plane with Accessory	Z Plane with Accessory
LTE Band 17	LTE Band 26	LTE Band 71	
Z Plane with Accessory	Z Plane with Accessory	Y Plane with Accessory	



Test Items	Band	Bandwidth (MHz)						Modulation			RB #			Test Channel		
		1.4	3	5	10	15	20	QPSK	16QAM	64QAM	1	Half	Full	L	M	H
Max. Output Power	2	v	v	v	v	v	v	v	v	v	v	v	v	v	v	v
	4	v	v	v	v	v	v	v	v	v	v	v	v	v	v	v
	5	v	v	v	v	-	-	v	v	v	v	v	v	v	v	v
	7	-	-	v	v	v	v	v	v	v	v	v	v	v	v	v
	12	v	v	v	v	-	-	v	v	v	v	v	v	v	v	v
	13	-	-	v	v	-	-	v	v	v	v	v	v	v	v	v
	17	-	-	v	v	-	-	v	v	v	v	v	v	v	v	v
	25	v	v	v	v	v	v	v	v	v	v	v	v	v	v	v
	26	v	v	v	v	v	-	v	v	v	v	v	v	v	v	v
	38	-	-	v	v	v	v	v	v	v	v	v	v	v	v	v
	41	-	-	v	v	v	v	v	v	v	v	v	v	v	v	v
	66	v	v	v	v	v	v	v	v	v	v	v	v	v	v	v
	71	-	-	v	v	v	v	v	v	v	v	v	v	v	v	v
Peak-to-Average Ratio	2	Covered by Band 25														
	4	Covered by Band 66														
	5	Covered by Band 26														
	7	-	-				v	v	v	v	v		v	v	v	v
	12				v			v	v	v	v		v	v	v	v
	13	-	-		v	-	-	v	v	v	v		v	v	v	v
	17	Covered by Band 12														
	25						v	v	v	v	v		v	v	v	v
	26					v	-	v	v	v	v		v	v	v	v
	38	Covered by Band 41														
	41	-	-				v	v	v	v	v		v	v	v	v
	66						v	v	v	v	v		v	v	v	v
	71						v	v	v	v	v		v	v	v	v



Test Items	Band	Bandwidth (MHz)						Modulation			RB #			Test Channel		
		1.4	3	5	10	15	20	QPSK	16QAM	64QAM	1	Half	Full	L	M	H
26dB and 99% Bandwidth	2	Covered by Band 25														
	4	Covered by Band 66														
	5	Covered by Band 26														
	7	-	-	v	v	v	v	v	v	v			v	v	v	v
	12	v	v	v	v			v	v	v			v	v	v	v
	13	-	-	v	v	-	-	v	v	v			v	v	v	v
	17	Covered by Band 12														
	25	v	v	v	v	v	v	v	v	v			v	v	v	v
	26	v	v	v	v	v	-	v	v	v			v	v	v	v
	38	Covered by Band 41														
	41	-	-	v	v	v	v	v	v	v			v	v	v	v
	66	v	v	v	v	v	v	v	v	v			v	v	v	v
71	-	-	v	v	v	v	v	v	v			v	v	v	v	
Conducted Band Edge	2	Covered by Band 25														
	4	Covered by Band 66														
	5	Covered by Band 26														
	7	-	-	v	v	v	v	v	v	v	v		v	v		v
	12	v	v	v	v			v	v	v	v		v	v		v
	13	-	-	v	v	-	-	v	v	v	v		v	v		v
	17	Covered by Band 12														
	25	v	v	v	v	v	v	v	v	v	v		v	v		v
	26	v	v	v	v	v	-	v	v	v	v		v	v		v
	38	Covered by Band 41														
	41	-	-	v	v	v	v	v	v	v	v		v	v		v
	66	v	v	v	v	v	v	v	v	v	v		v	v		v
71	-	-	v	v	v	v	v	v	v	v		v	v		v	



Test Items	Band	Bandwidth (MHz)						Modulation			RB #			Test Channel		
		1.4	3	5	10	15	20	QPSK	16QAM	64QAM	1	Half	Full	L	M	H
Conducted Spurious Emission	2	Covered by Band 25														
	4	Covered by Band 66														
	5	Covered by Band 26														
	7	-	-	v	v	v	v	v	v	v	v			v	v	v
	12															
	13	-	-	v	v	-	-	v	v	v	v			v	v	v
	17	Covered by Band 12														
	25	v	v	v	v	v	v	v	v	v	v			v	v	v
	26	v	v	v	v	v	-	v	v	v	v			v	v	v
	38	Covered by Band 41														
	41	-	-	v	v	v	v	v	v	v	v			v	v	v
	66	v	v	v	v	v	v	v	v	v	v			v	v	v
71	-	-	v	v	v	v	v	v	v	v			v	v	v	
Frequency Stability	2	Covered by Band 25														
	4	Covered by Band 66														
	5	Covered by Band 26														
	7	-	-		v			v					v		v	
	12				v			v					v		v	
	13	-	-		v	-	-	v					v		v	
	17	Covered by Band 12														
	25				v			v					v		v	
	26				v		-	v					v		v	
	38	Covered by Band 41														
	41	-	-		v			v					v		v	
	66				v			v					v		v	
71	-	-		v			v					v		v		



Test Items	Band	Bandwidth (MHz)						Modulation			RB #			Test Channel		
		1.4	3	5	10	15	20	QPSK	16QAM	64QAM	1	Half	Full	L	M	H
E.R.P / E.I.R.P	2	v	v	v	v	v	v	v	v	v	v	v	v	v	v	v
	4	v	v	v	v	v	v	v	v	v	v	v	v	v	v	v
	5	v	v	v	v	-	-	v	v	v	v	v	v	v	v	v
	7	-	-	v	v	v	v	v	v	v	v	v	v	v	v	v
	12	v	v	v	v	-	-	v	v	v	v	v	v	v	v	v
	13	-	-	v	v	-	-	v	v	v	v	v	v	v	v	v
	17	-	-	v	v	-	-	v	v	v	v	v	v	v	v	v
	25	v	v	v	v	v	v	v	v	v	v	v	v	v	v	v
	26	v	v	v	v	v	-	v	v	v	v	v	v	v	v	v
	38	-	-	v	v	v	v	v	v	v	v	v	v	v	v	v
	41	-	-	v	v	v	v	v	v	v	v	v	v	v	v	v
	66	v	v	v	v	v	v	v	v	v	v	v	v	v	v	v
	71	-	-	v	v	v	v	v	v	v	v	v	v	v	v	v
Radiated Spurious Emission	2	Covered by Band 25											v	v	v	
	4	Covered by Band 66											v	v	v	
	5	Covered by Band 26											v	v	v	
	7	Worst Case											v	v	v	
	12	Covered by Band 17											v	v	v	
	13	Worst Case											v	v	v	
	17	Worst Case											v	v	v	
	25	Worst Case											v	v	v	
	26	Worst Case											v	v	v	
	38	Covered by Band 41											v	v	v	
	41	Worst Case											v	v	v	
	66	Worst Case											v	v	v	
71	Worst Case											v	v	v		
Remark	<ol style="list-style-type: none"> The mark "v" means that this configuration is chosen for testing The mark "-" means that this bandwidth is not supported. The device is investigated from 30MHz to 10 times of fundamental signal for radiated spurious emission test under different RB size/offset and modulations in exploratory test. Subsequently, only the worst case emissions are reported. All the radiated test cases were performed with Adapter 1, Battery and USB Cable 1. Wider operating range bandwidth covers narrower one when the power is higher or the same. For LTE Band 13, radiated spurious emissions measurement in 1559-1610 MHz were wideband emissions. 															



Test Items	Band	Bandwidth (MHz)						Modulation			RB #			Test Channel		
		1.4	3	5	10	15	20	QPSK	16QAM	64QAM	1	Half	Full	L	M	H
Max. Output Power	30	-	-	v	v	-	-	v	v	v	v	v	v	v	v	v
Peak-to-Average Ratio	30	-	-	v	v	-	-	v	v	v	v		v	v	v	v
E.I.R.P PSD	30	-	-	v	v	-	-	v	v	v	v	v	v	v	v	v
26dB and 99% Bandwidth	30	-	-	v	v	-	-	v	v	v			v	v	v	v
Conducted Band Edge	30	-	-	v	v	-	-	v	v	v	v		v			v
Conducted Spurious Emission	30	-	-	v	v	-	-	v	v	v	v			v	v	v
Frequency Stability	30	-	-	v	v	-	-	v	v	v			v		v	
Radiated Spurious Emission	30	Worst Case											v	v	v	
Remark	<ol style="list-style-type: none"> The mark "v" means that this configuration is chosen for testing The mark "-" means that this bandwidth is not supported. The device is investigated from 30MHz to 10 times of fundamental signal for radiated spurious emission test under different RB size/offset and modulations in exploratory test. Subsequently, only the worst case emissions are reported. All the radiated test cases were performed with Adapter 1, Battery and USB Cable 1. 															

Test Items	Band	Bandwidth (MHz)					Modulation			RB #			Test Channel			
		3+5	5+3	5+10	10+5	10+10	QPSK	16QAM	64QAM	1	Half	Full	L	M	H	
Max. Output Power	5_CA			v	v	v	v	v	v	v	v	v	v	v	v	v
26dB and 99% Bandwidth	5_CA			v	v	v	v	v	v			v	v	v	v	
Conducted Band Edge	5_CA			v	v	v	v	v	v	v		v	v		v	
Conducted Spurious Emission	5_CA			v	v	v	v	v	v	v			v	v	v	
E.R.P.	5_CA			v	v	v	v	v	v	v		v	v	v	v	
Radiated Spurious Emission	5_CA	Worst Case											v	v	v	
Remark	<ol style="list-style-type: none"> The mark "v" means that this configuration is chosen for testing The mark "-" means that this bandwidth is not supported. The device is investigated from 30MHz to 10 times of fundamental signal for radiated spurious emission test under different RB size/offset and modulations in exploratory test. Subsequently, only the worst case emissions are reported. All the radiated test cases were performed with Adapter 1, Battery and USB Cable 1. 															



Test Items	Band	Bandwidth (MHz)							Modulation			RB #			Test Channel			
		20+20	20+15	15+20	20+10	10+20	15+15	15+10	QPSK	16QAM	64QAM	1	Half	Full	L	M	H	
Max. Output Power	7C_CA	v	v	v	v	v	v	v	v	v	v	v	v	v	v	v	v	
26dB and 99% Bandwidth	7C_CA	v	v	v	v	v	v	v	v	v	v			v	v	v	v	
Conducted Band Edge	7C_CA	v	v	v	v	v	v	v	v	v	v			v			v	
Conducted Spurious Emission	7C_CA	v	v	v	v	v	v	v	v	v	v					v	v	v
E.I.R.P.	7C_CA	v	v	v	v	v	v	v	v	v	v					v	v	v
Radiated Spurious Emission	7C_CA	Worst Case												v	v	v		
Remark	<ol style="list-style-type: none"> The mark "v" means that this configuration is chosen for testing The mark "-" means that this bandwidth is not supported. The device is investigated from 30MHz to 10 times of fundamental signal for radiated spurious emission test under different RB size/offset and modulations in exploratory test. Subsequently, only the worst case emissions are reported. All the radiated test cases were performed with Adapter 1, Battery and USB Cable 1. 																	

Test Items	Band	Bandwidth (MHz)						Modulation			RB #			Test Channel			
		5+5	5+10	10+5	5+15	15+5	10+10	QPSK	16QAM	64QAM	1	Half	Full	L	M	H	
Max. Output Power	66B_CA	v	v	v	v	v	v	v	v	v	v	v	v	v	v	v	v
26dB and 99% Bandwidth	66B_CA	v	v	v	v	v	v	v	v	v				v	v	v	v
Conducted Band Edge	66B_CA	v	v	v	v	v	v	v	v	v	v			v	v		v
Conducted Spurious Emission	66B_CA	v	v	v	v	v	v	v	v	v	v			v	v	v	v
E.I.R.P.	66B_CA	v	v	v	v	v	v	v	v	v	v			v	v	v	v
Radiated Spurious Emission	66B_CA	Worst Case												v	v	v	
Remark	<ol style="list-style-type: none"> The mark "v" means that this configuration is chosen for testing The mark "-" means that this bandwidth is not supported. The device is investigated from 30MHz to 10 times of fundamental signal for radiated spurious emission test under different RB size/offset and modulations in exploratory test. Subsequently, only the worst case emissions are reported. All the radiated test cases were performed with Adapter 1, Battery and USB Cable 1. 																

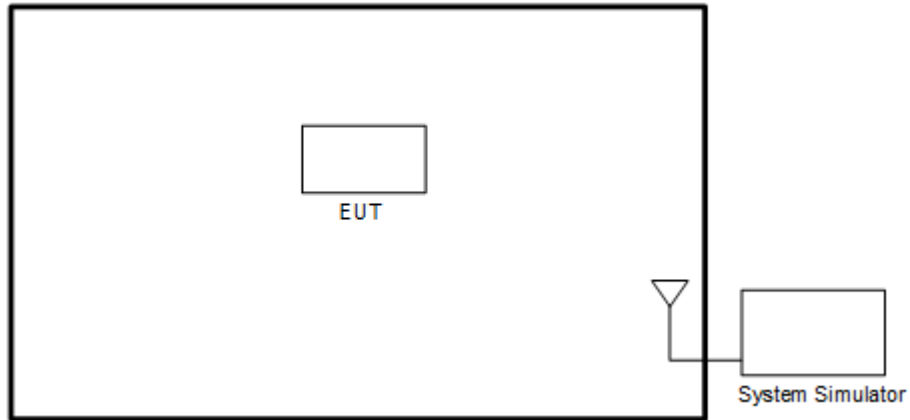


Test Items	Band	Bandwidth (MHz)										Modulation			RB #			Test Channel			
		10+15	15+10	10+20	20+10	15+15	15+20	20+15	20+5	5+20	20+20	QPSK	16QAM	64QAM	1	Half	Full	L	M	H	
Max. Output Power	66C_CA	v	v	v	v	v	v	v	v	v	v	v	v	v	v	v	v	v	v	v	v
26dB and 99% Bandwidth	66C_CA	v	v	v	v	v	v	v	v	v	v	v	v	v	v			v	v	v	v
Conducted Band Edge	66C_CA	v	v	v	v	v	v	v	v	v	v	v	v	v	v		v	v		v	
Conducted Spurious Emission	66C_CA	v	v	v	v	v	v	v	v	v	v	v	v	v	v				v	v	v
E.I.R.P.	66C_CA	v	v	v	v	v	v	v	v	v	v	v	v	v	v		v	v	v	v	v
Radiated Spurious Emission	66C_CA	Worst Case																v	v	v	
Remark	1. The mark "v" means that this configuration is chosen for testing 2. The mark "-" means that this bandwidth is not supported. 3. The device is investigated from 30MHz to 10 times of fundamental signal for radiated spurious emission test under different RB size/offset and modulations in exploratory test. Subsequently, only the worst case emissions are reported. 4. All the radiated test cases were performed with Adapter 1, Battery and USB Cable 1.																				

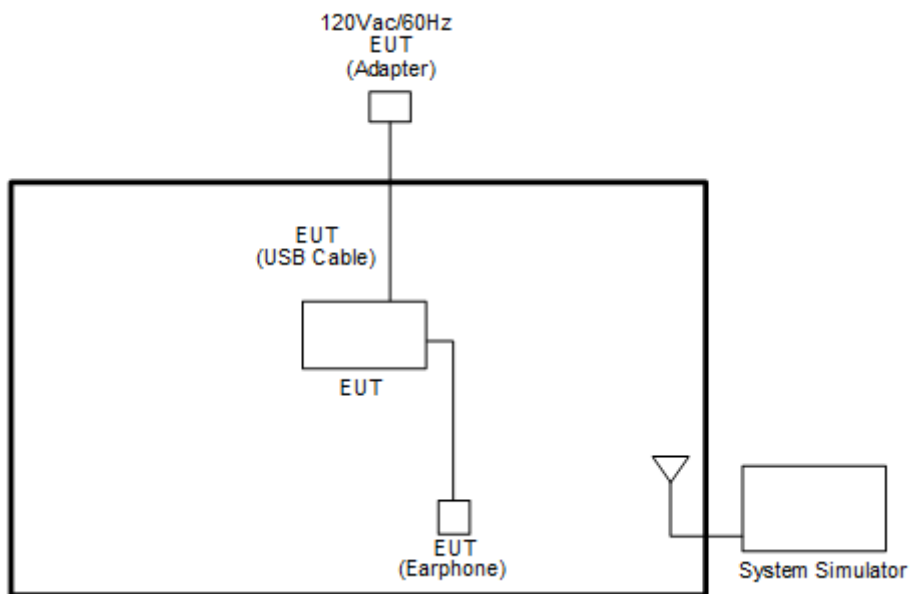
Test Items	Band	Bandwidth (MHz)										Modulation			RB #			Test Channel			
		20+20	20+15	15+20	20+10	10+20	20+5	5+20	15+15	15+10	10+15	QPSK	16QAM	64QAM	1	Half	Full	L	M	H	
Max. Output Power	41C_CA	v	v	v	v	v	v	v	v	v	v	v	v	v	v	v	v	v	v	v	v
26dB and 99% Bandwidth	41C_CA	v	v	v	v	v	v	v	v	v	v	v	v	v	v			v	v	v	v
Conducted Band Edge	41C_CA	v	v	v	v	v	v	v	v	v	v	v	v	v	v		v	v		v	
Conducted Spurious Emission	41C_CA	v	v	v	v	v	v	v	v	v	v	v	v	v	v		v	v	v	v	v
E.I.R.P.	41C_CA	v	v	v	v	v	v	v	v	v	v	v	v	v	v		v	v	v	v	v
Radiated Spurious Emission	41C_CA	Worst Case																v	v	v	
Remark	1. The mark "v" means that this configuration is chosen for testing 2. The mark "-" means that this bandwidth is not supported. 3. The device is investigated from 30MHz to 10 times of fundamental signal for radiated spurious emission test under different RB size/offset and modulations in exploratory test. Subsequently, only the worst case emissions are reported. 4. All the radiated test cases were performed with Adapter 1, Battery and USB Cable 1.																				

2.2 Connection Diagram of Test System

<EUT Standalone>



<EUT With Accessory>





2.3 Support Unit used in test configuration and system

Item	Equipment	Trade Name	Model No.	FCC ID	Data Cable	Power Cord
1.	System Simulator	Anritsu	MT8820C	N/A	N/A	Unshielded, 1.8 m
2.	System Simulator	R&S	CMU 200	N/A	N/A	Unshielded, 1.8 m

2.4 Measurement Results Explanation Example

For all conducted test items:

The offset level is set in the spectrum analyzer to compensate the RF cable loss and attenuator factor between EUT conducted output port and spectrum analyzer. With the offset compensation, the spectrum analyzer reading level is exactly the EUT RF output level.

The spectrum analyzer offset is derived from RF cable loss and attenuator factor.

Offset = RF cable loss + attenuator factor.

Following shows an offset computation example with cable loss 4.2 dB and 10dB attenuator.

Example :

$$\begin{aligned} \text{Offset(dB)} &= \text{RF cable loss(dB)} + \text{attenuator factor(dB)}. \\ &= 4.2 + 10 = 14.2 \text{ (dB)} \end{aligned}$$



2.5 Frequency List of Low/Middle/High Channels

LTE Band 2 Channel and Frequency List				
BW [MHz]	Channel/Frequency(MHz)	Lowest	Middle	Highest
20	Channel	18700	18900	19100
	Frequency	1860	1880	1900
15	Channel	18675	18900	19125
	Frequency	1857.5	1880	1902.5
10	Channel	18650	18900	19150
	Frequency	1855	1880	1905
5	Channel	18625	18900	19175
	Frequency	1852.5	1880	1907.5
3	Channel	18615	18900	19185
	Frequency	1851.5	1880	1908.5
1.4	Channel	18607	18900	19193
	Frequency	1850.7	1880	1909.3

LTE Band 4 Channel and Frequency List				
BW [MHz]	Channel/Frequency(MHz)	Lowest	Middle	Highest
20	Channel	20050	20175	20300
	Frequency	1720	1732.5	1745
15	Channel	20025	20175	20325
	Frequency	1717.5	1732.5	1747.5
10	Channel	20000	20175	20350
	Frequency	1715	1732.5	1750
5	Channel	19975	20175	20375
	Frequency	1712.5	1732.5	1752.5
3	Channel	19965	20175	20385
	Frequency	1711.5	1732.5	1753.5
1.4	Channel	19957	20175	20393
	Frequency	1710.7	1732.5	1754.3



LTE Band 5 Channel and Frequency List				
BW [MHz]	Channel/Frequency(MHz)	Lowest	Middle	Highest
10	Channel	20450	20525	20600
	Frequency	829	836.5	844
5	Channel	20425	20525	20625
	Frequency	826.5	836.5	846.5
3	Channel	20415	20525	20635
	Frequency	825.5	836.5	847.5
1.4	Channel	20407	20525	20643
	Frequency	824.7	836.5	848.3

LTE Band 7 Channel and Frequency List				
BW [MHz]	Channel/Frequency(MHz)	Lowest	Middle	Highest
20	Channel	20850	21100	21350
	Frequency	2510	2535	2560
15	Channel	20825	21100	21375
	Frequency	2507.5	2535	2562.5
10	Channel	20800	21100	21400
	Frequency	2505	2535	2565
5	Channel	20775	21100	21425
	Frequency	2502.5	2535	2567.5

LTE Band 12 Channel and Frequency List				
BW [MHz]	Channel/Frequency(MHz)	Lowest	Middle	Highest
10	Channel	23060	23095	23130
	Frequency	704	707.5	711
5	Channel	23035	23095	23155
	Frequency	701.5	707.5	713.5
3	Channel	23025	23095	23165
	Frequency	700.5	707.5	714.5
1.4	Channel	23017	23095	23173
	Frequency	699.7	707.5	715.3



LTE Band 13 Channel and Frequency List				
BW [MHz]	Channel/Frequency(MHz)	Lowest	Middle	Highest
10	Channel	-	23230	-
	Frequency	-	782	-
5	Channel	23205	23230	23255
	Frequency	779.5	782	784.5

LTE Band 17 Channel and Frequency List				
BW [MHz]	Channel/Frequency(MHz)	Lowest	Middle	Highest
10	Channel	23780	23790	23800
	Frequency	709	710	711
5	Channel	23755	23790	23825
	Frequency	706.5	710	713.5

LTE Band 25 Channel and Frequency List				
BW [MHz]	Channel/Frequency(MHz)	Lowest	Middle	Highest
20	Channel	26140	26340	26590
	Frequency	1860	1880	1905
15	Channel	26115	26340	26615
	Frequency	1857.5	1880	1907.5
10	Channel	26090	26340	26640
	Frequency	1855	1880	1910
5	Channel	26065	26340	26665
	Frequency	1852.5	1880	1912.5
3	Channel	26055	26340	26675
	Frequency	1851.5	1880	1913.5
1.4	Channel	26047	26340	26683
	Frequency	1850.7	1880	1914.3



LTE Band 26 Channel and Frequency List				
BW [MHz]	Channel/Frequency(MHz)	Lowest	Middle	Highest
15	Channel	26865	26915	26965
	Frequency	831.5	836.5	841.5
10	Channel	26840	26915	26990
	Frequency	829.0	836.5	844.0
5	Channel	26815	26915	27015
	Frequency	826.5	836.5	846.5
3	Channel	26805	26915	27025
	Frequency	825.5	836.5	847.5
1.4	Channel	26797	26915	27033
	Frequency	824.7	836.5	848.3

LTE Band 30 Channel and Frequency List				
BW [MHz]	Channel/Frequency(MHz)	Lowest	Middle	Highest
10	Channel	-	27710	-
	Frequency	-	2310	-
5	Channel	27685	27710	27735
	Frequency	2307.5	2310	2312.5

LTE Band 38 Channel and Frequency List				
BW [MHz]	Channel/Frequency(MHz)	Lowest	Middle	Highest
20	Channel	37850	38000	38150
	Frequency	2580.0	2595.0	2610.0
15	Channel	37825	38000	38175
	Frequency	2577.5	2595.0	2612.5
10	Channel	37800	38000	38200
	Frequency	2575.0	2595.0	2615.0
5	Channel	37775	38000	38225
	Frequency	2572.5	2595.0	2617.5



LTE Band 41 Channel and Frequency List				
BW [MHz]	Channel/Frequency(MHz)	Lowest	Middle	Highest
20	Channel	39750	40620	41490
	Frequency	2506.0	2593.0	2680.0
15	Channel	39725	40620	41515
	Frequency	2503.5	2593.0	2682.5
10	Channel	39700	40620	41540
	Frequency	2501.0	2593.0	2685.0
5	Channel	39675	40620	41565
	Frequency	2498.5	2593.0	2687.5

LTE Band 66 Channel and Frequency List				
BW [MHz]	Channel/Frequency(MHz)	Lowest	Middle	Highest
20	Channel	132072	132322	132572
	Frequency	1720	1745	1770
15	Channel	132047	132322	132597
	Frequency	1717.5	1745	1772.5
10	Channel	132022	132322	132622
	Frequency	1715	1745	1775
5	Channel	131997	132322	132647
	Frequency	1712.5	1745	1777.5
3	Channel	131987	132322	132657
	Frequency	1711.5	1745	1778.5
1.4	Channel	131979	132322	132665
	Frequency	1710.7	1745	1779.3

LTE Band 71 Channel and Frequency List				
BW [MHz]	Channel/Frequency(MHz)	Lowest	Middle	Highest
20	Channel	133222	133297	133372
	Frequency	673.0	680.5	688.0
15	Channel	133197	133297	133397
	Frequency	670.5	680.5	690.5
10	Channel	133172	133297	133422
	Frequency	668.0	680.5	693.0
5	Channel	133147	133297	133447
	Frequency	665.5	680.5	695.5



LTE Band 5 Channel and Frequency List_CA					
BW [MHz]	Channel/Frequency(MHz)		Lowest	Middle	Highest
5 + 10	PCC	Channel	20428	20478	20528
		Frequency	826.8	831.8	836.8
	SCC	Channel	20500	20550	20600
		Frequency	834.0	839.0	844.0
10 + 5	PCC	Channel	20450	20500	20550
		Frequency	829.0	834.0	839.0
	SCC	Channel	20522	20572	20622
		Frequency	836.2	841.2	846.2
10 + 10	PCC	Channel	20450	20476	20501
		Frequency	829.0	831.6	834.1
	SCC	Channel	20549	20575	20600
		Frequency	838.9	841.5	844.0



LTE Band 41 Channel and Frequency List_CA					
BW [MHz]	Channel/Frequency(MHz)		Lowest	Middle	Highest
20 + 20	PCC	Channel	39750	40521	41292
		Frequency	2506.0	2583.1	2660.2
	SCC	Channel	39948	40719	41490
		Frequency	2525.8	2602.9	2680.0
20 + 15	PCC	Channel	39750	40546	41341
		Frequency	2506.0	2585.6	2665.1
	SCC	Channel	39921	40717	41512
		Frequency	2523.1	2602.7	2682.2
15 + 20	PCC	Channel	39728	40523	41319
		Frequency	2503.8	2593.3	2662.9
	SCC	Channel	39899	40694	41490
		Frequency	2520.9	2600.4	2680.0
20 + 10	PCC	Channel	39750	40571	41391
		Frequency	2506.0	2588.1	2670.1
	SCC	Channel	39894	40715	41535
		Frequency	2520.4	2602.5	2684.5
10 + 20	PCC	Channel	39705	40526	41346
		Frequency	2501.5	2583.6	2665.6
	SCC	Channel	39849	40670	41490
		Frequency	2515.9	2598.0	2680.0
20 + 5	PCC	Channel	39750	40595	41440
		Frequency	2506.0	2590.5	2675.0
	SCC	Channel	39867	40712	41557
		Frequency	2517.7	2602.2	2686.7
5 + 20	PCC	Channel	39683	40528	41373
		Frequency	2499.3	2583.8	2668.3
	SCC	Channel	39800	40645	41490
		Frequency	2511.0	2595.5	2680.0



LTE Band 41 Channel and Frequency List_CA					
BW [MHz]	Channel/Frequency(MHz)		Lowest	Middle	Highest
15 + 10	PCC	Channel	39725	40571	41417
		Frequency	2503.5	2588.1	2672.7
	SCC	Channel	39845	40691	41537
		Frequency	2515.5	2600.1	2684.7
10 + 15	PCC	Channel	39703	40549	41395
		Frequency	2501.3	2585.9	2670.5
	SCC	Channel	39823	40669	41515
		Frequency	2513.3	2597.9	2682.5
15 + 15	PCC	Channel	39725	40545	41365
		Frequency	2503.5	2585.5	2667.5
	SCC	Channel	39875	40695	41515
		Frequency	2518.5	2600.5	2682.5



LTE Band 7 Channel and Frequency List_CA					
BW [MHz]	Channel/Frequency(MHz)		Lowest	Middle	Highest
20 + 20	PCC	Channel	20850	21001	21152
		Frequency	2510.0	2525.1	2540.2
	SCC	Channel	21048	21199	21350
		Frequency	2529.8	2544.9	2560.0
20 + 15	PCC	Channel	20850	21026	21201
		Frequency	2510.0	2527.6	2545.1
	SCC	Channel	21021	21197	21372
		Frequency	2527.1	2544.7	2562.2
15 + 20	PCC	Channel	20828	21003	21179
		Frequency	2507.8	2525.3	2542.9
	SCC	Channel	20999	21174	21350
		Frequency	2524.9	2542.4	2560.0
20 + 10	PCC	Channel	20850	21051	21251
		Frequency	2510.0	2530.1	2550.1
	SCC	Channel	20994	21195	21395
		Frequency	2524.4	2544.5	2564.5
10 + 20	PCC	Channel	20805	21006	21206
		Frequency	2505.5	2525.6	2545.6
	SCC	Channel	20949	21150	21350
		Frequency	2519.9	2540.0	2560.0
15 + 15	PCC	Channel	20825	21025	21225
		Frequency	2507.5	2527.5	2547.5
	SCC	Channel	20975	21175	21375
		Frequency	2522.5	2542.5	2562.5
15 + 10	PCC	Channel	20825	21051	21277
		Frequency	2507.5	2530.1	2552.7
	SCC	Channel	20945	21171	21397
		Frequency	2519.5	2542.1	2564.7



LTE Band 66B Channel and Frequency List_CA					
BW [MHz]	Channel/Frequency(MHz)		Lowest	Middle	Highest
5 + 5	PCC	Channel	131997	132398	132599
		Frequency	1712.5	1752.6	1772.7
	SCC	Channel	132045	133346	132647
		Frequency	1717.3	1757.4	1777.5
5 + 10	PCC	Channel	132000	132375	132550
		Frequency	1712.8	1750.3	1767.8
	SCC	Channel	132072	133347	132622
		Frequency	1720.0	1757.5	1775.0
10 + 5	PCC	Channel	132022	132397	132572
		Frequency	1715.0	1752.5	1770.0
	SCC	Channel	132094	133369	132644
		Frequency	1722.2	1759.7	1777.2
5 + 15	PCC	Channel	132002	132353	132504
		Frequency	1713.0	1748.1	1763.2
	SCC	Channel	132095	133346	132597
		Frequency	1722.3	1757.4	1772.5
15 + 5	PCC	Channel	132047	132398	132549
		Frequency	1717.5	1752.6	1767.7
	SCC	Channel	132140	133391	132642
		Frequency	1726.8	1761.9	1777.0
10 + 10	PCC	Channel	132022	132373	135523
		Frequency	1715.0	1750.1	1765.1
	SCC	Channel	132121	133372	132622
		Frequency	1724.9	1760.0	1775.0



LTE Band 66C Channel and Frequency List_CA					
BW [MHz]	Channel/Frequency(MHz)		Lowest	Middle	Highest
10 + 15	PCC	Channel	132025	132351	132477
		Frequency	1715.3	1747.9	1760.5
	SCC	Channel	132145	133371	132597
		Frequency	1727.3	1759.9	1772.5
15 + 10	PCC	Channel	132047	132373	132499
		Frequency	1717.5	1750.1	1762.7
	SCC	Channel	132167	133393	132619
		Frequency	1729.5	1761.1	1774.7
10 + 20	PCC	Channel	132027	132328	132428
		Frequency	1715.5	1745.6	1755.6
	SCC	Channel	131171	133372	132572
		Frequency	1729.9	1760.0	1770.0
20 + 10	PCC	Channel	132072	132373	132473
		Frequency	1720.0	1750.1	1760.1
	SCC	Channel	132216	133417	132617
		Frequency	1734.4	1764.5	1774.5
15 + 15	PCC	Channel	132047	132347	132447
		Frequency	1717.5	1747.5	1757.5
	SCC	Channel	132197	133397	132597
		Frequency	1732.5	1762.5	1772.5
15 + 20	PCC	Channel	132050	132325	132401
		Frequency	1717.8	1745.3	1752.9
	SCC	Channel	132221	133396	132572
		Frequency	1734.9	1762.4	1770.0
20 + 15	PCC	Channel	132072	132348	132423
		Frequency	1720.0	1747.6	1755.1
	SCC	Channel	132243	133419	132594
		Frequency	1737.1	1764.7	1772.2
20 + 5	PCC	Channel	132072	132397	132522
		Frequency	1720.0	1752.5	1765.0
	SCC	Channel	132189	133414	132639
		Frequency	1731.7	1764.2	1776.7



LTE Band 66C Channel and Frequency List_CA					
5 + 20	PCC	Channel	132005	132330	132455
		Frequency	1713.3	1745.8	1758.3
	SCC	Channel	132122	132447	132572
		Frequency	1725.0	1757.5	1770.0
20 + 20	PCC	Channel	132072	132323	132374
		Frequency	1720.0	1745.1	1750.2
	SCC	Channel	132270	133421	132572
		Frequency	1739.8	1764.9	1770.0

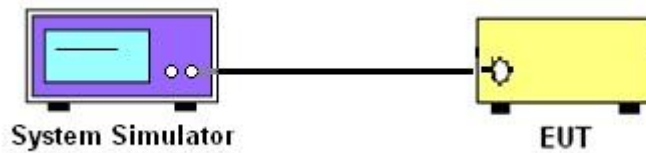
3 Conducted Test Items

3.1 Measuring Instruments

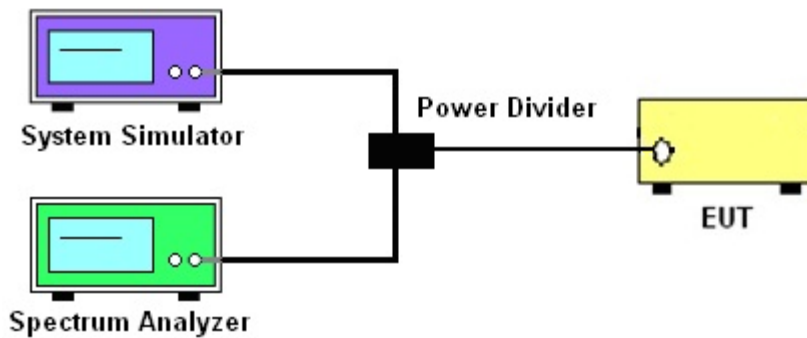
See list of measuring instruments of this test report.

3.1.1 Test Setup

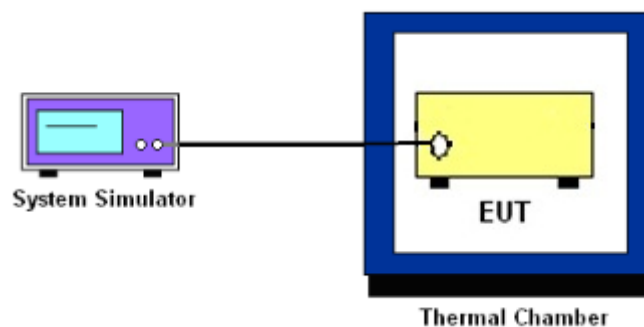
3.1.2 Conducted Output Power



3.1.3 Peak-to-Average Ratio, Occupied Bandwidth ,Conducted Band-Edge and Conducted Spurious Emission



3.1.4 Frequency Stability



3.1.5 Test Result of Conducted Test

Please refer to Appendix A.



3.2 Conducted Output Power and ERP/EIRP

3.2.1 Description of the Conducted Output Power Measurement and ERP/EIRP Measurement

A system simulator was used to establish communication with the EUT. Its parameters were set to force the EUT transmitting at maximum output power. The measured power in the radio frequency on the transmitter output terminals shall be reported.

The ERP of mobile transmitters must not exceed 7 Watts for LTE Band 5 and Band 26

The ERP of mobile transmitters must not exceed 3 Watts for LTE Band 12 and Band 13 and Band 17 and Band 71

The EIRP of mobile transmitters must not exceed 2 Watts for LTE Band 2 and Band 25 and Band 7 and Band 38 and Band 41

The EIRP of mobile transmitters must not exceed 1 Watts for LTE Band 4 and Band 66

According to KDB 412172 D01 Power Approach,

$EIRP = P_T + G_T - L_C$, $ERP = EIRP - 2.15$, where

P_T = transmitter output power in dBm

G_T = gain of the transmitting antenna in dBi

L_C = signal attenuation in the connecting cable between the transmitter and antenna in dB

3.2.2 Test Procedures

1. The transmitter output port was connected to the system simulator.
2. Set EUT at maximum power through the system simulator.
3. Select lowest, middle, and highest channels for each band and different modulation.
4. Measure and record the power level from the system simulator.



3.3 Peak-to-Average Ratio

3.3.1 Description of the PAR Measurement

Power Complementary Cumulative Distribution Function (CCDF) curves provide a means for characterizing the power peaks of a digitally modulated signal on a statistical basis. A CCDF curve depicts the probability of the peak signal amplitude exceeding the average power level. Most contemporary measurement instrumentation include the capability to produce CCDF curves for an input signal provided that the instrument's resolution bandwidth can be set wide enough to accommodate the entire input signal bandwidth. In measuring transmissions in this band using an average power technique, the peak-to-average ratio (PAR) of the transmission may not exceed 13 dB.

3.3.2 Test Procedures

The testing follows ANSI C63.26-2015 Section 5.2.6

1. The EUT was connected to spectrum and system simulator via a power divider.
2. Set the CCDF (Complementary Cumulative Distribution Function) option in spectrum analyzer.
3. The highest RF powers were measured and recorded the maximum PAPR level associated with a probability of 0.1 %.
4. Record the deviation as Peak to Average Ratio.



3.4 EIRP Power Density

3.4.1 Description of EIRP Power Density

For mobile and portable stations transmitting in the 2305-2315 MHz band or the 2350-2360 MHz band, the average EIRP must not exceed 50 milliwatts within any 1 megahertz of authorized bandwidth, *except that* for mobile and portable stations compliant with 3GPP LTE standards or another advanced mobile broadband protocol that avoids concentrating energy at the edge of the operating band the average EIRP must not exceed 250 milliwatts within any 5 megahertz of authorized bandwidth but may exceed 50 milliwatts within any 1 megahertz of authorized bandwidth. For mobile and portable stations using time division duplexing (TDD) technology, the duty cycle must not exceed 38 percent in the 2305-2315 MHz and 2350-2360 MHz bands. Mobile and portable stations using FDD technology are restricted to transmitting in the 2305-2315 MHz band. Power averaging shall not include intervals in which the transmitter is off.

3.4.2 Test Procedures

The testing follows ANSI C63.26-2015 Section 5.2.4.5

1. Set instrument center frequency to OBW center frequency.
2. Set span to at least 1.5 times the OBW.
3. Set the RBW to the specified reference bandwidth (5MHz).
4. Set VBW $\geq 3 \times$ RBW.
5. Detector = RMS (power averaging).
6. Ensure that the number of measurement points in the sweep $\geq 2 \times$ span/RBW.
7. Sweep time = auto couple.
8. Employ trace averaging (RMS) mode over a minimum of 100 traces.
9. Use the peak marker function to determine the maximum amplitude level within the reference bandwidth (PSD).
10. Determine the EIRP by adding the effective antenna gain to the adjusted power level.



3.5 Occupied Bandwidth

3.5.1 Description of Occupied Bandwidth Measurement

The occupied bandwidth is the width of a frequency band such that, below the lower and above the upper frequency limits, the mean powers emitted are each equal to a specified percentage 0.5% of the total mean transmitted power.

The 26 dB emission bandwidth is defined as the frequency range between two points, one above and one below the carrier frequency, at which the spectral density of the emission is attenuated 26 dB below the maximum in-band spectral density of the modulated signal. Spectral density (power per unit bandwidth) is to be measured with a detector of resolution bandwidth equal to approximately 1.0% of the emission bandwidth.

3.5.2 Test Procedures

The testing follows ANSI C63.26-2015 Section 5.4.3 (26dB) and Section 5.4.4 (99OB)

1. The EUT was connected to spectrum analyzer and system simulator via a power divider.
2. The spectrum analyzer center frequency is set to the nominal EUT channel center frequency. The span range for the spectrum analyzer shall be between two and five times the anticipated OBW.
3. The nominal resolution bandwidth (RBW) shall be in the range of 1 to 5 % of the anticipated OBW, and the VBW shall be at least 3 times the RBW.
4. Set the detection mode to peak, and the trace mode to max hold.
5. Determine the reference value: Set the EUT to transmit a modulated signal. Allow the trace to stabilize. Set the spectrum analyzer marker to the highest level of the displayed trace.
(this is the reference value)
6. Determine the “-26 dB down amplitude” as equal to (Reference Value – X).
7. Place two markers, one at the lowest and the other at the highest frequency of the envelope of the spectral display such that each marker is at or slightly below the “-X dB down amplitude” determined in step 6. If a marker is below this “-X dB down amplitude” value it shall be placed as close as possible to this value. The OBW is the positive frequency difference between the two markers.
8. Use the 99 % power bandwidth function of the spectrum analyzer and report the measured bandwidth.



3.6 Conducted Band Edge

3.6.1 Description of Conducted Band Edge Measurement

22.917(a)

For operations in the 824 – 849 MHz band, the FCC limit is $43 + 10\log_{10}(P[\text{Watts}])$ dB below the transmitter power $P(\text{Watts})$ in a 100kHz bandwidth. However, in the 1MHz bands immediately outside and adjacent to the licensee's frequency block, a resolution bandwidth of at least one percent of the emission bandwidth of the fundamental emission of the transmitter may be employed.

24.238 (a)

For operations in the 1850-1910 and 1930-1990 MHz band, the FCC limit is $43 + 10\log_{10}(P[\text{Watts}])$ dB below the transmitter power $P(\text{Watts})$ in a 1MHz bandwidth. However, in the 1 MHz bands immediately outside and adjacent to the frequency block a resolution bandwidth of at least one percent of the emission bandwidth of the fundamental emission of the transmitter may be employed.

27.53 (c)

For operations in the 776-788 MHz band, the FCC limit is $43 + 10\log_{10}(P[\text{Watts}])$ dB below the transmitter power $P(\text{Watts})$ in a 100 kHz bandwidth. However, in the 100 kHz bands immediately outside and adjacent to the frequency block, a resolution bandwidth of at least 30 kHz may be employed. In addition, the power of any unwanted emissions in any 6.25 kHz bandwidth for all frequencies between 763-775 MHz and 793-806 MHz shall be attenuated below the transmitter power, P (dBW), by at least $65 + 10 \log_{10} p(\text{watts})$, dB, for mobile and portable equipment.

27.53 (g)

For operations in the 600MHz band and 698 -746 MHz band, the FCC limit is $43 + 10\log_{10}(P[\text{Watts}])$ dB below the transmitter power $P(\text{Watts})$ in a 100 kHz bandwidth. However, in the 100 kilohertz bands immediately outside and adjacent to a licensee's frequency block, a resolution bandwidth of at least 30 kHz may be employed.

27.53 (h)

For operations in the 1710 – 1755 MHz band, the FCC limit is $43 + 10\log_{10}(P[\text{Watts}])$ dB below the transmitter power $P(\text{Watts})$ in a 1 MHz bandwidth. However, in the 1MHz bands immediately outside and adjacent to the licensee's frequency block, a resolution bandwidth of at least one percent of the emission bandwidth of the fundamental emission of the transmitter may be employed.

**27.53(m)(4)**

For mobile digital stations, the attenuation factor shall be not less than $40 + 10 \log (P)$ dB on all frequencies between the channel edge and 5 megahertz from the channel edge, $43 + 10 \log (P)$ dB on all frequencies between 5 megahertz and X megahertz from the channel edge, and $55 + 10 \log (P)$ dB on all frequencies more than X megahertz from the channel edge, where X is the greater of 6 megahertz or the actual emission bandwidth as defined in paragraph (m)(6) of this section. In addition, the attenuation factor shall not be less that $43 + 10 \log (P)$ dB on all frequencies between 2490.5 MHz and 2496 MHz and $55 + 10 \log (P)$ dB at or below 2490.5 MHz. Mobile Satellite Service licensees operating on frequencies below 2495 MHz may also submit a documented interference complaint against BRS licensees operating on channel BRS Channel 1 on the same terms and conditions as adjacent channel BRS or EBS licensees.

27.53 (a)(4)

For mobile and portable stations operating in the 2305-2315 MHz and 2350-2360 MHz bands:

- (i) By a factor of not less than: $43 + 10 \log (P)$ dB on all frequencies between 2305 and 2320 MHz and on all frequencies between 2345 and 2360 MHz that are outside the licensed band(s) of operation, not less than $55 + 10 \log (P)$ dB on all frequencies between 2320 and 2324 MHz and on all frequencies between 2341 and 2345 MHz, not less than $61 + 10 \log (P)$ dB on all frequencies between 2324 and 2328 MHz and on all frequencies between 2337 and 2341 MHz, and not less than $67 + 10 \log (P)$ dB on all frequencies between 2328 and 2337 MHz.
- (ii) By a factor of not less than $43 + 10 \log (P)$ dB on all frequencies between 2300 and 2305 MHz, $55 + 10 \log (P)$ dB on all frequencies between 2296 and 2300 MHz, $61 + 10 \log (P)$ dB on all frequencies between 2292 and 2296 MHz, $67 + 10 \log (P)$ dB on all frequencies between 2288 and 2292 MHz, and $70 + 10 \log (P)$ dB below 2288 MHz.
- (iii) By a factor of not less than $43 + 10 \log (P)$ dB on all frequencies between 2360 and 2365 MHz, and not less than $70 + 10 \log (P)$ dB above 2365 MHz.



3.6.2 Test Procedures

The testing follows FCC KDB 971168 D01 v03r01 Section 6.1.

1. The EUT was connected to spectrum analyzer and system simulator via a power divider.
2. The band edges of low and high channels for the highest RF powers were measured.
3. Set RBW \geq 1% EBW in the 1MHz band immediately outside and adjacent to the band edge.
4. Beyond the 1 MHz band from the band edge, RBW=1MHz was used.
5. Set spectrum analyzer with RMS detector.
6. The RF fundamental frequency should be excluded against the limit line in the operating frequency band.
7. Checked that all the results comply with the emission limit line.

The limit line is derived from $43 + 10\log(P)$ dB below the transmitter power P(Watts)

For LTE Band 7, 38, 41

The other 40 dB, and 55 dB have additionally applied same calculation above.



3.7 Conducted Spurious Emission

3.7.1 Description of Conducted Spurious Emission Measurement

The power of any emission outside of the authorized operating frequency ranges must be lower than the transmitter power (P) by a factor of at least $43 + 10 \log (P)$ dB

For Band 30

The power of any emission outside of the authorized operating frequency ranges must be lower than the transmitter power (P) by a factor of at least $70 + 10 \log (P)$ dB..

For LTE Band 7, 38, 41

The power of any emission outside of the authorized operating frequency ranges must be lower than the transmitter power (P) by a factor of at least $55 + 10 \log (P)$ dB.

It is measured by means of a calibrated spectrum analyzer and scanned from 30 MHz up to a frequency including its 10th harmonic.

3.7.2 Test Procedures

The testing follows FCC KDB 971168 D01 v03r01 Section 6.1.

1. The EUT was connected to spectrum analyzer and system simulator via a power divider.
2. The RF output of EUT was connected to the spectrum analyzer by RF cable and attenuator.
The path loss was compensated to the results for each measurement.
3. The middle channel for the highest RF power within the transmitting frequency was measured.
4. The conducted spurious emission for the whole frequency range was taken.
5. Make the measurement with the spectrum analyzer's RBW = 1MHz, VBW = 3MHz.
6. Set spectrum analyzer with RMS detector.
7. Taking the record of maximum spurious emission.
8. The RF fundamental frequency should be excluded against the limit line in the operating frequency band.
9. The limit line is derived from $43 + 10\log(P)$ dB below the transmitter power P(Watts)

For LTE Band 7, 38, 41

The limit line is derived from $55 + 10\log(P)$ dB below the transmitter power P(Watts)



3.8 Frequency Stability

3.8.1 Description of Frequency Stability Measurement

22.355

The frequency stability shall be measured by variation of ambient temperature and variation of primary supply voltage to ensure that the fundamental emission stays within the authorized frequency block. The frequency stability of the transmitter shall be maintained within $\pm 0.00025\%$ ($\pm 2.5\text{ppm}$) of the center frequency.

24.235 & 27.54

The frequency stability shall be sufficient to ensure that the fundamental emission stays within the authorized frequency block.

3.8.2 Test Procedures for Temperature Variation

The testing follows FCC KDB 971168 D01 v03r01 Section 9.0.

1. The EUT was set up in the thermal chamber and connected with the system simulator.
2. With power OFF, the temperature was decreased to -30°C and the EUT was stabilized before testing. Power was applied and the maximum change in frequency was recorded within one minute.
3. With power OFF, the temperature was raised in 10°C step up to 50°C . The EUT was stabilized at each step for at least half an hour. Power was applied and the maximum frequency change was recorded within one minute.

3.8.3 Test Procedures for Voltage Variation

The testing follows FCC KDB 971168 D01 v03r01 Section 9.0.

1. The EUT was placed in a temperature chamber at $20\pm 5^{\circ}\text{C}$ and connected with the system simulator.
2. The power supply voltage to the EUT was varied from 85% to 115% of the nominal value measured at the input to the EUT.
3. The variation in frequency was measured for the worst case.

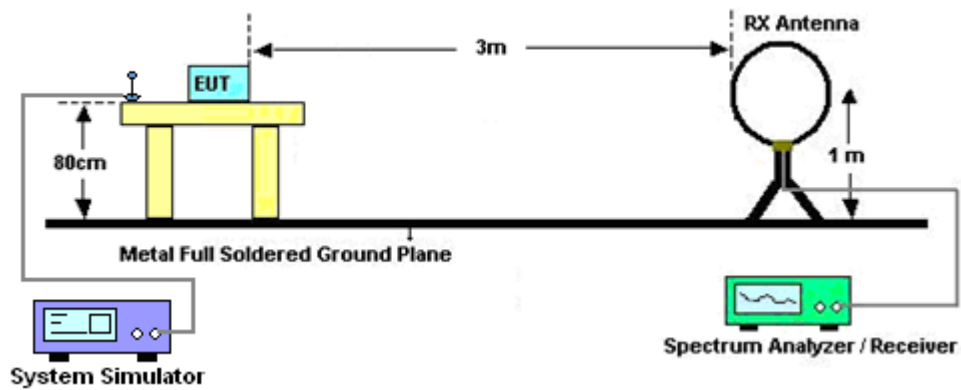
4 Radiated Test Items

4.1 Measuring Instruments

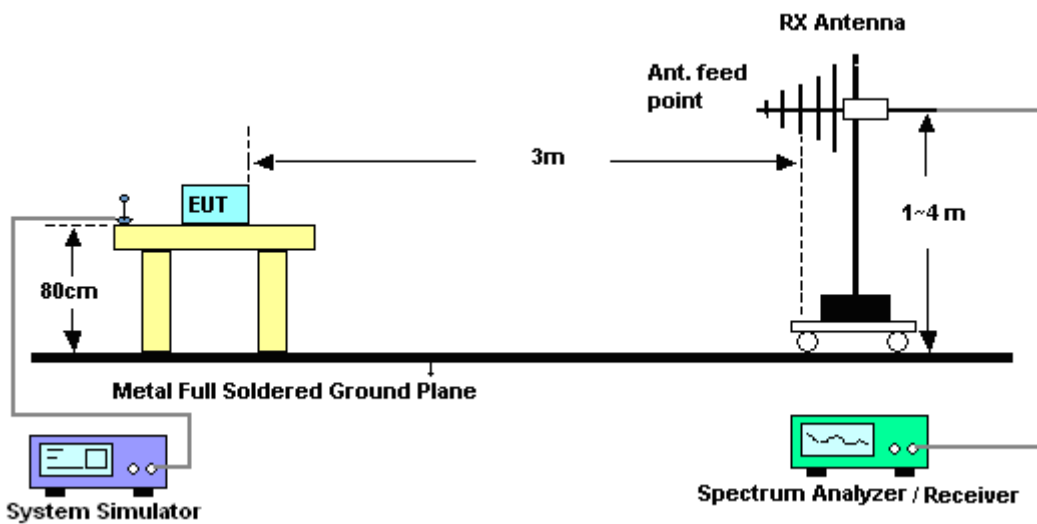
See list of measuring instruments of this test report.

4.1.1 Test Setup

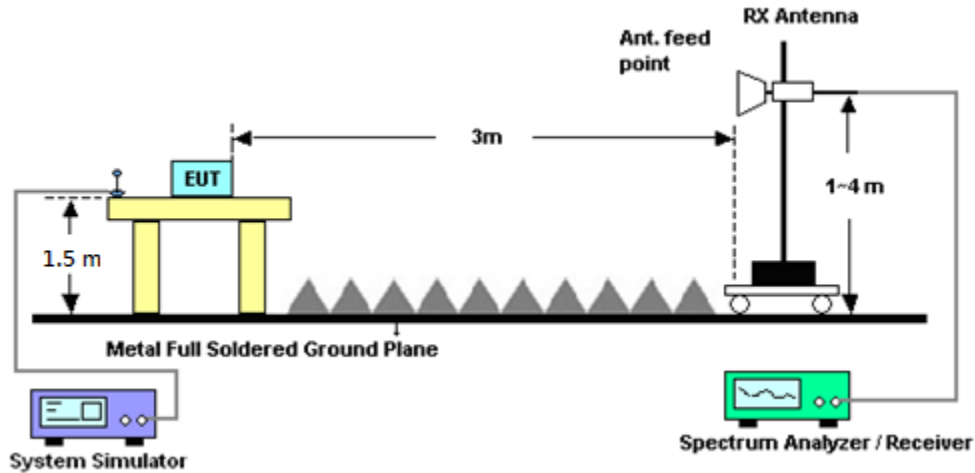
For radiated emissions below 30MHz



For radiated test from 30MHz to 1GHz



For radiated test above 1GHz



4.1.2 Test Result of Radiated Test

Please refer to Appendix B.

Note:

The low frequency, which started from 9 kHz to 30MHz, was pre-scanned and the result which was 20dB lower than the limit line was not reported.

There is a comparison data of both open-field test site and alternative test site - semi-Anechoic chamber according to 414788 D01 Radiated Test Site v01r01, and the result came out very similar.



4.2 Radiated Spurious Emission Measurement

4.2.1 Description of Radiated Spurious Emission Measurement

The radiated spurious emission was measured by substitution method according to ANSI / TIA-603-E. The power of any emission outside of the authorized operating frequency ranges must be attenuated below the transmitter power (P) by a factor of at least $43 + 10 \log (P)$ dB.

For LTE Band 7, 38, 41

The power of any emission outside of the authorized operating frequency ranges must be attenuated below the transmitter power (P) by a factor of at least $55 + 10 \log (P)$ dB.

For LTE Band 13

For operations in the 746-758 MHz, 775-788 MHz, and 805-806 MHz bands, emissions in the band 1559-1610 MHz shall be limited to -70 dBW/MHz equivalent isotropically radiated power (EIRP) for wideband signals, and -80 dBW EIRP for discrete emissions of less than 700 Hz bandwidth.

The spectrum is scanned from 30 MHz up to a frequency including its 10th harmonic.

For LTE Band 30

The radiated spurious emission was measured by substitution method according to ANSI / TIA-603-E. The power of any emission outside of the authorized operating frequency ranges must be attenuated below the transmitter power (P) by a factor of at least $70 + 10 \log (P)$ dB.

The spectrum is scanned from 30 MHz up to a frequency including its 10th harmonic.



4.2.2 Test Procedures

The testing follows FCC KDB 971168 D01 v03r01 Section 7 and ANSI / TIA-603-E Section 2.2.12.

1. The EUT was placed on a turntable with 0.8 meter for frequency below 1GHz and 1.5 meter for frequency above 1GHz respectively above ground.
2. The EUT was set 3 meters from the receiving antenna, which was mounted on the antenna tower.
3. The table was rotated 360 degrees to determine the position of the highest spurious emission.
4. The height of the receiving antenna is varied between one meter and four meters to search the maximum spurious emission for both horizontal and vertical polarizations.
5. Make the measurement with the spectrum analyzer's RBW = 1MHz, VBW = 3MHz, taking the record of maximum spurious emission.
6. A horn antenna was substituted in place of the EUT and was driven by a signal generator.
7. Tune the output power of signal generator to the same emission level with EUT maximum spurious emission.
8. Taking the record of output power at antenna port.
9. Repeat step 7 to step 8 for another polarization.
10. The RF fundamental frequency should be excluded against the limit line in the operating frequency band.

The limit line is derived from $43 + 10\log(P)$ dB below the transmitter power P(Watts)

For LTE Band 7, 38, 41

The limit line is derived from $55 + 10\log(P)$ dB below the transmitter power P(Watts)

EIRP (dBm) = S.G. Power – Tx Cable Loss + Tx Antenna Gain

ERP (dBm) = EIRP - 2.15

11. For Band 30

The limit line is derived from $70 + 10\log(P)$ dB below the transmitter power P(Watts)

= P(W)- [70 + 10log(P)] (dB)

= [30 + 10log(P)] (dBm) - [70 + 10log(P)] (dB)

= -40dBm.



5 List of Measuring Equipment

Instrument	Manufacturer	Model No.	Serial No.	Characteristics	Calibration Date	Test Date	Due Date	Remark
Base Station (Measure)	Anritsu	MT8821C	6201664755	GSM / GPRS /WCDMA / LTE FDD/TDD with 44) /LTE-3CC DLCA,2CC ULCA	Mar. 03, 2019	Jan. 23, 2020~ Feb. 29, 2020	Mar. 02, 2020	Conducted (TH05-HY)
Base Station (Measure)	Anritsu	MT8821C	6262025353	N/A	Oct. 24, 2019	Mar. 06, 2020~ Mar. 19, 2020	Oct. 23, 2020	Conducted (TH05-HY)
Spectrum Analyzer	Rohde & Schwarz	FSV40	101397	10Hz~40GHz	Nov. 15, 2019	Jan. 23, 2020~ Mar. 19, 2020	Nov. 14, 2020	Conducted (TH05-HY)
Temperature Chamber	ESPEC	SH-641	92013720	-40°C~90°C	Sep. 02, 2019	Jan. 23, 2020~ Mar. 19, 2020	Sep. 01, 2020	Conducted (TH05-HY)
Programmable Power Supply	GW Instek	PSS-2005	EL890094	1V~20V 0.5A~5A	Oct. 09, 2019	Jan. 23, 2020~ Mar. 19, 2020	Oct. 08, 2020	Conducted (TH05-HY)
Coupler	Warison	20dB 25W SMA Directional Coupler	#A	1-18GHz	Jan. 13, 2020	Jan. 23, 2020~ Mar. 19, 2020	Jan. 12, 2021	Conducted (TH05-HY)
Amplifier	Sonoma-Instrument	310 N	187282	9KHz~1GHz	Dec. 17, 2019	Jan. 21, 2020~ Mar. 19, 2020	Dec. 16, 2020	Radiation (03CH13-HY)
Bilog Antenna	TESEQ	CBL 6111D&00800 N1D01N-06	40103&07	30MHz to 1GHz	Apr. 30, 2019	Jan. 21, 2020~ Mar. 19, 2020	Apr. 29, 2020	Radiation (03CH13-HY)
Bilog Antenna	TESEQ	CBL 6111D&00800 N1D01N-06	41912 & 07	30MHz to 1GHz	Apr. 30, 2019	Jan. 21, 2020~ Mar. 19, 2020	Apr. 29, 2020	Radiation (03CH13-HY)
Horn Antenna	SCHWARZBECK	BBHA 9120 D	9120D-1241	1GHz ~ 18GHz	Jul. 02, 2019	Jan. 21, 2020~ Mar. 19, 2020	Jul. 01, 2020	Radiation (03CH13-HY)
Horn Antenna	SCHWARZBECK	BBHA 9120 D	9120D-1212	1GHz ~ 18GHz	May 14, 2019	Jan. 21, 2020~ Mar. 19, 2020	May 13, 2020	Radiation (03CH13-HY)
Preamplifier	MITEQ	AMF-7D-00101 800-30-10P	1590074	1GHz~18GHz	May 20, 2019	Jan. 21, 2020~ Mar. 19, 2020	May 19, 2020	Radiation (03CH13-HY)
Preamplifier	Keysight	83017A	MY5327014 7	1GHz~26.5GHz	Oct. 28, 2019	Jan. 21, 2020~ Mar. 19, 2020	Oct. 27, 2020	Radiation (03CH13-HY)
Signal Generator	Rohde & Schwarz	SMF100A	101107	100kHz~40GHz	Aug. 27, 2019	Jan. 21, 2020~ Mar. 19, 2020	Aug. 26, 2020	Radiation (03CH13-HY)
Spectrum Analyzer	Keysight	N9010A	MY5537052 6	10Hz~44GHz	Mar. 19, 2019	Jan. 21, 2020~ Mar. 17, 2020	Mar. 18, 2020	Radiation (03CH13-HY)
Spectrum Analyzer	Keysight	N9010A	MY5420048 5	10Hz~44GHz	Feb. 10, 2020	Mar. 18, 2020~ Mar. 19, 2020	Feb. 09, 2021	Radiation (03CH13-HY)
Controller	EMEC	EM1000	N/A	Control Turn table & Ant Mast	N/A	Jan. 21, 2020~ Mar. 19, 2020	N/A	Radiation (03CH13-HY)
Antenna Mast	EMEC	AM-BS-4500-B	N/A	1m~4m	N/A	Jan. 21, 2020~ Mar. 19, 2020	N/A	Radiation (03CH13-HY)
Turn Table	EMEC	TT2000	N/A	0~360 Degree	N/A	Jan. 21, 2020~ Mar. 19, 2020	N/A	Radiation (03CH13-HY)
Software	Audix	E3 6.2009-8-24	RK-000992	N/A	N/A	Jan. 21, 2020~ Mar. 19, 2020	N/A	Radiation (03CH13-HY)
Preamplifier	EMEC	EM18G40G	060715	18GHz ~ 40GHz	Dec. 13, 2019	Jan. 21, 2020~ Mar. 19, 2020	Dec. 12, 2020	Radiation (03CH13-HY)



Instrument	Manufacturer	Model No.	Serial No.	Characteristics	Calibration Date	Test Date	Due Date	Remark
RF Cable	HUBER + SUHNER	SF102/2*11SK 252	MY4278/2	9kHz~40GHz	May 16, 2019	Jan. 21, 2020~ Mar. 19, 2020	May 15, 2020	Radiation (03CH13-HY)
RF Cable	HUBER + SUHNER	SUCOFLEX 104	MY36980/4	30M-18G	Apr. 15, 2019	Jan. 21, 2020~ Mar. 19, 2020	Apr. 14, 2020	Radiation (03CH13-HY)
RF Cable	HUBER + SUHNER	SUCOFLEX 102	MY2859/2	30M~40GHz	Mar. 13, 2019	Jan. 21, 2020~ Mar. 11, 2020	Mar. 12, 2020	Radiation (03CH13-HY)
RF Cable	HUBER + SUHNER	SUCOFLEX 102	MY2859/2	30M~40GHz	Mar. 12, 2020	Mar. 13, 2020~ Mar. 19, 2020	Mar. 11, 2021	Radiation (03CH13-HY)
SHF-EHF Horn Antenna	SCHWARZBECK	BBHA 9170	BBHA91705 84	18GHz- 40GHz	Dec. 10, 2019	Jan. 21, 2020~ Mar. 19, 2020	Dec. 09, 2020	Radiation (03CH13-HY)
SHF-EHF Horn Antenna	SCHWARZBECK	BBHA 9170	BBHA91705 76	18GHz~40GHz	May 14, 2019	Jan. 21, 2020~ Mar. 19, 2020	May 13, 2020	Radiation (03CH13-HY)
Filter	Wainwright	WHKX12-2700 -3000-18000-6 0SS	SN2	3GHz High Pass Filter	Jul. 14, 2019	Jan. 21, 2020~ Mar. 19, 2020	Jul. 13, 2020	Radiation (03CH13-HY)
Filter	Wainwright	WHKX12-1080 -1200-15000-6 0SS	SN3	1.2GHz High Pass Filter	Jul. 03, 2019	Jan. 21, 2020~ Mar. 19, 2020	Jul. 02, 2020	Radiation (03CH13-HY)
Hygrometer	TECPEL	DTM-303B	TP157151	N/A	Jun. 17, 2019	Jan. 21, 2020~ Mar. 19, 2020	Jun. 16, 2020	Radiation (03CH13-HY)



6 Uncertainty of Evaluation

Uncertainty of Radiated Emission Measurement (30 MHz ~ 1000 MHz)

Measuring Uncertainty for a Level of Confidence of 95% ($U = 2Uc(y)$)	3.21
---	------

Uncertainty of Radiated Emission Measurement (1 GHz ~ 18 GHz)

Measuring Uncertainty for a Level of Confidence of 95% ($U = 2Uc(y)$)	3.24
---	------

Uncertainty of Radiated Emission Measurement (18 GHz ~ 40 GHz)

Measuring Uncertainty for a Level of Confidence of 95% ($U = 2Uc(y)$)	3.99
---	------



Appendix A. Test Results of Conducted Test

Conducted Output Power(Average power)

<Primary Antenna>

LTE Band 2 Maximum Average Power [dBm]						
BW [MHz]	RB Size	RB Offset	Mod	Lowest	Middle	Highest
20	1	0	QPSK	24.56	24.62	24.53
20	1	49		24.51	24.54	24.57
20	1	99		24.61	24.63	24.73
20	50	0		23.56	23.58	23.54
20	50	24		23.54	23.62	23.68
20	50	50		23.60	23.57	23.65
20	100	0		23.64	23.55	23.65
20	1	0	16-QAM	23.87	23.90	23.83
20	1	49		23.82	23.83	23.92
20	1	99		23.90	23.93	23.95
20	50	0		22.66	22.66	22.60
20	50	24		22.67	22.67	22.73
20	50	50		22.72	22.61	22.71
20	100	0		22.72	22.64	22.69
20	1	0	64-QAM	22.79	22.81	22.76
20	1	49		22.77	22.75	22.85
20	1	99		22.83	22.87	22.93
20	50	0		21.64	21.68	21.62
20	50	24		21.67	21.70	21.75
20	50	50		21.71	21.63	21.71
20	100	0		21.73	21.66	21.71
15	1	0	QPSK	24.55	24.58	24.65
15	1	37		24.56	24.58	24.61
15	1	74		24.51	24.63	24.70
15	36	0		23.60	23.63	23.67
15	36	20		23.58	23.66	23.69
15	36	39		23.55	23.60	23.63
15	75	0		23.60	23.61	23.63
15	1	0	16-QAM	23.84	23.91	23.95
15	1	37		23.87	23.87	23.94
15	1	74		23.81	23.93	23.99
15	36	0		22.63	22.68	22.73
15	36	20		22.67	22.70	22.74
15	36	39		22.63	22.64	22.70
15	75	0		22.64	22.66	22.71
15	1	0	64-QAM	22.78	22.78	22.87
15	1	37		22.79	22.83	22.85
15	1	74		22.70	22.82	22.90
15	36	0		21.68	21.67	21.73
15	36	20		21.70	21.72	21.73
15	36	39		21.65	21.65	21.73
15	75	0		21.63	21.63	21.69



LTE Band 2 Maximum Average Power [dBm]						
BW [MHz]	RB Size	RB Offset	Mod	Lowest	Middle	Highest
10	1	0	QPSK	24.68	24.72	24.65
10	1	25		24.57	24.61	24.70
10	1	49		24.60	24.65	24.70
10	25	0		23.61	23.64	23.65
10	25	12		23.61	23.64	23.64
10	25	25		23.55	23.60	23.74
10	50	0		23.57	23.60	23.63
10	1	0	16-QAM	23.96	24.02	23.96
10	1	25		23.92	23.94	24.03
10	1	49		23.94	23.95	24.02
10	25	0		22.70	22.71	22.73
10	25	12		22.69	22.71	22.75
10	25	25		22.67	22.67	22.83
10	50	0		22.66	22.70	22.72
10	1	0	64-QAM	22.94	22.93	22.90
10	1	25		22.81	22.82	22.98
10	1	49		22.86	22.88	22.93
10	25	0		21.70	21.72	21.73
10	25	12		21.69	21.73	21.77
10	25	25		21.68	21.70	21.85
10	50	0		21.71	21.71	21.75
5	1	0	QPSK	24.57	24.61	24.72
5	1	12		24.61	24.63	24.72
5	1	24		24.55	24.58	24.69
5	12	0		23.61	23.64	23.77
5	12	7		23.66	23.65	23.84
5	12	13		23.61	23.62	23.77
5	25	0		23.60	23.62	23.74
5	1	0	16-QAM	23.86	23.94	24.04
5	1	12		23.92	23.96	24.02
5	1	24		23.86	23.89	24.01
5	12	0		22.72	22.70	22.85
5	12	7		22.71	22.72	22.87
5	12	13		22.70	22.70	22.84
5	25	0		22.68	22.67	22.81
5	1	0	64-QAM	22.83	22.82	22.97
5	1	12		22.84	22.83	22.97
5	1	24		22.78	22.79	22.93
5	12	0		21.74	21.73	21.89
5	12	7		21.75	21.75	21.90
5	12	13		21.72	21.72	21.86
5	25	0		21.70	21.69	21.84



LTE Band 2 Maximum Average Power [dBm]						
BW [MHz]	RB Size	RB Offset	Mod	Lowest	Middle	Highest
3	1	0	QPSK	24.56	24.60	24.70
3	1	8		24.57	24.62	24.70
3	1	14		24.54	24.57	24.69
3	8	0		23.64	23.65	23.77
3	8	4		23.64	23.65	23.80
3	8	7		23.60	23.63	23.78
3	15	0		23.59	23.59	23.76
3	1	0	16-QAM	23.87	23.87	24.00
3	1	8		23.90	23.95	24.04
3	1	14		23.82	23.90	23.97
3	8	0		22.74	22.71	22.86
3	8	4		22.75	22.75	22.93
3	8	7		22.75	22.72	22.87
3	15	0		22.69	22.68	22.84
3	1	0	64-QAM	22.82	22.81	22.95
3	1	8		22.83	22.81	22.95
3	1	14		22.79	22.79	22.94
3	8	0		21.74	21.72	21.84
3	8	4		21.77	21.77	21.88
3	8	7		21.73	21.71	21.87
3	15	0		21.70	21.69	21.85
1.4	1	0	QPSK	24.54	24.57	24.66
1.4	1	3		24.59	24.62	24.72
1.4	1	5		24.54	24.53	24.64
1.4	3	0		24.57	24.60	24.69
1.4	3	1		24.61	24.62	24.72
1.4	3	3		24.55	24.58	24.69
1.4	6	0		23.54	23.55	23.70
1.4	1	0	16-QAM	23.81	23.88	23.95
1.4	1	3		23.91	23.92	24.03
1.4	1	5		23.79	23.88	23.95
1.4	3	0		23.63	23.65	23.77
1.4	3	1		23.66	23.72	23.83
1.4	3	3		23.64	23.68	23.76
1.4	6	0		22.69	22.70	22.82
1.4	1	0	64-QAM	22.77	22.79	22.91
1.4	1	3		22.83	22.85	22.98
1.4	1	5		22.80	22.78	22.91
1.4	3	0		22.78	22.76	22.89
1.4	3	1		22.84	22.83	22.95
1.4	3	3		22.78	22.77	22.90
1.4	6	0		21.64	21.66	21.78



LTE Band 25 Maximum Average Power [dBm]						
BW [MHz]	RB Size	RB Offset	Mod	Lowest	Middle	Highest
20	1	0	QPSK	24.70	24.75	24.66
20	1	49		24.65	24.67	24.68
20	1	99		24.72	24.77	24.83
20	50	0		23.70	23.74	23.69
20	50	24		23.73	23.78	23.81
20	50	50		23.78	23.72	23.77
20	100	0		23.79	23.74	23.79
20	1	0	16-QAM	24.02	24.01	23.97
20	1	49		24.00	23.98	24.00
20	1	99		24.05	24.12	24.06
20	50	0		22.78	22.81	22.74
20	50	24		22.79	22.82	22.86
20	50	50		22.87	22.78	22.83
20	100	0		22.85	22.78	22.80
20	1	0	64-QAM	22.94	22.93	22.85
20	1	49		22.88	22.85	22.88
20	1	99		22.98	22.96	23.00
20	50	0		21.79	21.83	21.75
20	50	24		21.81	21.84	21.86
20	50	50		21.86	21.79	21.83
20	100	0		21.87	21.78	21.83
15	1	0	QPSK	24.71	24.68	24.74
15	1	37		24.69	24.69	24.72
15	1	74		24.64	24.65	24.78
15	36	0		23.74	23.74	23.76
15	36	20		23.76	23.75	23.78
15	36	39		23.72	23.72	23.75
15	75	0		23.72	23.73	23.77
15	1	0	16-QAM	23.99	23.98	24.07
15	1	37		23.98	23.97	24.05
15	1	74		23.91	23.95	24.10
15	36	0		22.77	22.80	22.83
15	36	20		22.82	22.83	22.87
15	36	39		22.74	22.78	22.83
15	75	0		22.78	22.79	22.85
15	1	0	64-QAM	22.93	22.93	22.96
15	1	37		22.96	22.88	22.93
15	1	74		22.85	22.88	23.02
15	36	0		21.82	21.83	21.83
15	36	20		21.85	21.86	21.86
15	36	39		21.78	21.80	21.84
15	75	0		21.80	21.79	21.82



LTE Band 25 Maximum Average Power [dBm]						
BW [MHz]	RB Size	RB Offset	Mod	Lowest	Middle	Highest
10	1	0	QPSK	24.82	24.80	24.76
10	1	25		24.71	24.73	24.81
10	1	49		24.74	24.76	24.81
10	25	0		23.76	23.77	23.79
10	25	12		23.78	23.80	23.79
10	25	25		23.70	23.75	23.87
10	50	0		23.74	23.78	23.78
10	1	0	16-QAM	24.11	24.10	24.07
10	1	25		24.06	24.09	24.16
10	1	49		24.10	24.07	24.09
10	25	0		22.83	22.85	22.85
10	25	12		22.85	22.86	22.87
10	25	25		22.78	22.83	22.96
10	50	0		22.82	22.84	22.85
10	1	0	64-QAM	23.01	22.99	22.97
10	1	25		22.91	22.92	23.06
10	1	49		22.94	22.95	23.05
10	25	0		21.84	21.87	21.87
10	25	12		21.85	21.88	21.88
10	25	25		21.80	21.83	21.97
10	50	0		21.82	21.85	21.86
5	1	0	QPSK	24.71	24.73	24.81
5	1	12		24.75	24.74	24.82
5	1	24		24.68	24.71	24.76
5	12	0		23.76	23.78	23.89
5	12	7		23.82	23.81	23.91
5	12	13		23.74	23.76	23.92
5	25	0		23.74	23.75	23.90
5	1	0	16-QAM	24.02	24.00	24.13
5	1	12		24.05	24.04	24.16
5	1	24		23.99	24.00	24.05
5	12	0		22.83	22.84	22.95
5	12	7		22.86	22.83	22.98
5	12	13		22.80	22.81	22.96
5	25	0		22.83	22.81	22.95
5	1	0	64-QAM	22.94	22.93	23.04
5	1	12		22.95	22.95	23.06
5	1	24		22.87	22.87	23.02
5	12	0		21.86	21.88	22.00
5	12	7		21.90	21.90	22.01
5	12	13		21.84	21.86	21.98
5	25	0		21.84	21.84	21.95



LTE Band 25 Maximum Average Power [dBm]						
BW [MHz]	RB Size	RB Offset	Mod	Lowest	Middle	Highest
3	1	0	QPSK	24.72	24.72	24.82
3	1	8		24.72	24.73	24.82
3	1	14		24.69	24.73	24.78
3	8	0		23.76	23.75	23.87
3	8	4		23.79	23.81	23.92
3	8	7		23.74	23.76	23.91
3	15	0		23.73	23.76	23.88
3	1	0	16-QAM	24.04	23.99	24.09
3	1	8		24.05	24.07	24.09
3	1	14		23.95	23.94	24.04
3	8	0		22.87	22.84	22.98
3	8	4		22.88	22.89	23.03
3	8	7		22.83	22.83	23.00
3	15	0		22.83	22.81	22.96
3	1	0	64-QAM	22.90	22.90	23.02
3	1	8		22.94	22.90	23.06
3	1	14		22.90	22.90	23.02
3	8	0		21.88	21.84	21.95
3	8	4		21.88	21.89	22.00
3	8	7		21.85	21.86	21.99
3	15	0		21.82	21.83	21.93
1.4	1	0	QPSK	24.68	24.67	24.76
1.4	1	3		24.73	24.76	24.82
1.4	1	5		24.67	24.68	24.65
1.4	3	0		24.72	24.72	24.80
1.4	3	1		24.74	24.78	24.82
1.4	3	3		24.71	24.72	24.72
1.4	6	0		23.69	23.69	23.83
1.4	1	0	16-QAM	23.98	23.99	24.04
1.4	1	3		24.08	24.07	24.05
1.4	1	5		24.00	23.96	23.96
1.4	3	0		23.77	23.79	23.87
1.4	3	1		23.83	23.83	23.90
1.4	3	3		23.76	23.78	23.85
1.4	6	0		22.83	22.84	22.96
1.4	1	0	64-QAM	22.90	22.89	23.01
1.4	1	3		23.00	22.94	23.05
1.4	1	5		22.90	22.86	22.98
1.4	3	0		22.90	22.89	22.98
1.4	3	1		22.92	22.94	23.05
1.4	3	3		22.87	22.88	23.01
1.4	6	0		21.78	21.78	21.89



LTE Band 4 Maximum Average Power [dBm]						
BW [MHz]	RB Size	RB Offset	Mod	Lowest	Middle	Highest
20	1	0	QPSK	24.65	24.68	24.68
20	1	49		24.72	24.59	24.63
20	1	99		24.61	24.58	24.56
20	50	0		23.71	23.66	23.65
20	50	24		23.70	23.65	23.72
20	50	50		23.69	23.64	23.65
20	100	0		23.72	23.62	23.61
20	1	0	16-QAM	23.90	23.95	23.89
20	1	49		23.97	23.86	23.93
20	1	99		23.87	23.90	23.86
20	50	0		22.84	22.73	22.72
20	50	24		22.82	22.73	22.80
20	50	50		22.74	22.67	22.73
20	100	0		22.76	22.70	22.64
20	1	0	64-QAM	22.82	22.84	22.79
20	1	49		22.88	22.79	22.85
20	1	99		22.76	22.79	22.73
20	50	0		21.83	21.74	21.71
20	50	24		21.81	21.73	21.81
20	50	50		21.80	21.69	21.74
20	100	0		21.79	21.70	21.67
15	1	0	QPSK	24.63	24.64	24.71
15	1	37		24.66	24.57	24.64
15	1	74		24.63	24.51	24.57
15	36	0		23.67	23.66	23.70
15	36	20		23.75	23.70	23.71
15	36	39		23.72	23.63	23.66
15	75	0		23.72	23.66	23.71
15	1	0	16-QAM	23.97	24.00	24.03
15	1	37		24.02	23.87	23.96
15	1	74		23.94	23.82	23.88
15	36	0		22.72	22.75	22.77
15	36	20		22.85	22.73	22.78
15	36	39		22.81	22.70	22.72
15	75	0		22.82	22.72	22.75
15	1	0	64-QAM	22.87	22.84	22.93
15	1	37		22.92	22.79	22.86
15	1	74		22.83	22.73	22.78
15	36	0		21.75	21.76	21.82
15	36	20		21.84	21.76	21.81
15	36	39		21.80	21.72	21.74
15	75	0		21.80	21.71	21.75



LTE Band 4 Maximum Average Power [dBm]						
BW [MHz]	RB Size	RB Offset	Mod	Lowest	Middle	Highest
10	1	0	QPSK	24.67	24.68	24.71
10	1	25		24.62	24.64	24.69
10	1	49		24.64	24.56	24.62
10	25	0		23.67	23.71	23.77
10	25	12		23.66	23.67	23.72
10	25	25		23.72	23.62	23.70
10	50	0		23.79	23.67	23.69
10	1	0	16-QAM	23.99	23.93	24.01
10	1	25		23.94	23.94	23.99
10	1	49		24.00	23.87	23.92
10	25	0		22.75	22.78	22.82
10	25	12		22.76	22.75	22.83
10	25	25		22.82	22.72	22.74
10	50	0		22.88	22.73	22.77
10	1	0	64-QAM	22.85	22.86	22.91
10	1	25		22.84	22.83	22.93
10	1	49		22.88	22.76	22.87
10	25	0		21.78	21.80	21.81
10	25	12		21.75	21.77	21.83
10	25	25		21.80	21.72	21.75
10	50	0		21.86	21.76	21.79
5	1	0	QPSK	24.61	24.59	24.64
5	1	12		24.65	24.60	24.67
5	1	24		24.59	24.60	24.59
5	12	0		23.68	23.67	23.70
5	12	7		23.72	23.71	23.73
5	12	13		23.64	23.64	23.65
5	25	0		23.70	23.67	23.68
5	1	0	16-QAM	23.97	23.94	23.98
5	1	12		23.99	23.93	23.99
5	1	24		23.93	23.86	23.93
5	12	0		22.78	22.73	22.78
5	12	7		22.80	22.79	22.81
5	12	13		22.75	22.73	22.72
5	25	0		22.74	22.74	22.76
5	1	0	64-QAM	22.89	22.86	22.88
5	1	12		22.90	22.84	22.88
5	1	24		22.81	22.77	22.81
5	12	0		21.79	21.81	21.81
5	12	7		21.86	21.84	21.85
5	12	13		21.80	21.76	21.77
5	25	0		21.78	21.77	21.77



LTE Band 4 Maximum Average Power [dBm]						
BW [MHz]	RB Size	RB Offset	Mod	Lowest	Middle	Highest
3	1	0	QPSK	24.60	24.61	24.67
3	1	8		24.62	24.62	24.64
3	1	14		24.58	24.58	24.60
3	8	0		23.68	23.70	23.71
3	8	4		23.71	23.70	23.72
3	8	7		23.66	23.67	23.65
3	15	0		23.65	23.66	23.70
3	1	0	16-QAM	23.94	23.93	23.93
3	1	8		23.95	23.93	23.99
3	1	14		23.93	23.90	23.91
3	8	0		22.78	22.76	22.76
3	8	4		22.80	22.84	22.80
3	8	7		22.81	22.78	22.79
3	15	0		22.76	22.76	22.76
3	1	0	64-QAM	22.88	22.79	22.86
3	1	8		22.87	22.85	22.88
3	1	14		22.87	22.79	22.82
3	8	0		21.78	21.78	21.77
3	8	4		21.82	21.79	21.80
3	8	7		21.79	21.76	21.76
3	15	0		21.78	21.77	21.74
1.4	1	0	QPSK	24.57	24.55	24.60
1.4	1	3		24.63	24.64	24.65
1.4	1	5		24.57	24.57	24.60
1.4	3	0		24.59	24.58	24.64
1.4	3	1		24.66	24.64	24.70
1.4	3	3		24.60	24.61	24.64
1.4	6	0		23.61	23.62	23.65
1.4	1	0	16-QAM	23.93	23.87	23.90
1.4	1	3		23.98	23.95	23.97
1.4	1	5		23.89	23.83	23.86
1.4	3	0		23.70	23.68	23.70
1.4	3	1		23.75	23.70	23.74
1.4	3	3		23.68	23.65	23.70
1.4	6	0		22.77	22.76	22.75
1.4	1	0	64-QAM	22.81	22.76	22.81
1.4	1	3		22.89	22.83	22.85
1.4	1	5		22.79	22.76	22.75
1.4	3	0		22.79	22.77	22.81
1.4	3	1		22.86	22.81	22.85
1.4	3	3		22.80	22.78	22.80
1.4	6	0		21.70	21.70	21.68



LTE Band 5 Maximum Average Power [dBm]						
BW [MHz]	RB Size	RB Offset	Mod	Lowest	Middle	Highest
10	1	0	QPSK	24.84	24.89	24.79
10	1	25		24.82	24.84	24.83
10	1	49		24.88	24.78	24.77
10	25	0		23.89	23.88	23.77
10	25	12		23.94	23.90	23.87
10	25	25		23.95	23.85	23.82
10	50	0		23.95	23.88	23.77
10	1	0	16-QAM	24.09	24.17	24.11
10	1	25		24.15	24.20	24.17
10	1	49		24.17	24.06	24.13
10	25	0		22.98	22.95	22.87
10	25	12		23.02	22.96	22.98
10	25	25		22.99	22.90	22.90
10	50	0		23.03	22.96	22.84
10	1	0	64-QAM	23.09	23.08	23.04
10	1	25		23.11	23.11	23.10
10	1	49		23.10	23.03	23.01
10	25	0		21.96	21.94	21.88
10	25	12		22.08	21.98	21.99
10	25	25		21.99	21.96	21.93
10	50	0		22.04	21.93	21.85
5	1	0	QPSK	24.85	24.82	24.79
5	1	12		24.84	24.83	24.79
5	1	24		24.77	24.77	24.74
5	12	0		23.86	23.87	23.85
5	12	7		23.89	23.88	23.83
5	12	13		23.86	23.86	23.80
5	25	0		23.87	23.86	23.81
5	1	0	16-QAM	24.08	24.06	24.11
5	1	12		24.16	24.20	24.06
5	1	24		24.13	24.12	24.08
5	12	0		22.95	22.95	22.91
5	12	7		22.98	22.98	22.93
5	12	13		22.98	22.96	22.88
5	25	0		22.93	22.95	22.90
5	1	0	64-QAM	23.05	23.05	23.03
5	1	12		23.07	23.08	23.01
5	1	24		23.06	23.05	22.99
5	12	0		22.01	21.98	21.97
5	12	7		22.05	22.03	21.96
5	12	13		21.99	21.98	21.93
5	25	0		21.98	21.95	21.91



LTE Band 5 Maximum Average Power [dBm]						
BW [MHz]	RB Size	RB Offset	Mod	Lowest	Middle	Highest
3	1	0	QPSK	24.82	24.85	24.78
3	1	8		24.83	24.81	24.75
3	1	14		24.82	24.80	24.74
3	8	0		23.89	23.83	23.78
3	8	4		23.87	23.86	23.81
3	8	7		23.85	23.81	23.77
3	15	0		23.86	23.84	23.79
3	1	0	16-QAM	24.09	24.15	24.06
3	1	8		24.14	24.21	24.10
3	1	14		24.15	24.13	24.10
3	8	0		23.00	22.97	22.89
3	8	4		23.03	23.00	22.97
3	8	7		22.98	22.95	22.92
3	15	0		22.96	22.95	22.89
3	1	0	64-QAM	23.04	23.06	23.00
3	1	8		23.07	23.09	23.01
3	1	14		23.10	23.07	22.99
3	8	0		21.98	21.95	21.91
3	8	4		22.03	21.98	21.95
3	8	7		21.99	21.94	21.91
3	15	0		21.97	21.97	21.90
1.4	1	0	QPSK	24.74	24.74	24.68
1.4	1	3		24.83	24.82	24.76
1.4	1	5		24.77	24.74	24.69
1.4	3	0		24.82	24.81	24.73
1.4	3	1		24.84	24.82	24.76
1.4	3	3		24.82	24.79	24.74
1.4	6	0		23.80	23.78	23.72
1.4	1	0	16-QAM	24.03	24.06	24.03
1.4	1	3		24.10	24.17	24.09
1.4	1	5		24.09	24.10	24.00
1.4	3	0		23.86	23.88	23.83
1.4	3	1		23.91	23.93	23.86
1.4	3	3		23.85	23.89	23.82
1.4	6	0		22.96	22.92	22.89
1.4	1	0	64-QAM	23.00	23.02	22.96
1.4	1	3		23.07	23.08	23.02
1.4	1	5		23.01	23.02	22.92
1.4	3	0		23.00	23.01	22.95
1.4	3	1		23.03	23.05	22.98
1.4	3	3		22.99	23.01	22.93
1.4	6	0		21.90	21.89	21.82



LTE Band 7 Maximum Average Power [dBm]						
BW [MHz]	RB Size	RB Offset	Mod	Lowest	Middle	Highest
20	1	0	QPSK	23.97	23.87	23.98
20	1	49		23.97	23.98	23.99
20	1	99		24.06	24.08	24.16
20	50	0		23.03	23.03	23.05
20	50	24		23.06	23.06	23.09
20	50	50		23.07	23.11	23.13
20	100	0		23.07	23.03	23.12
20	1	0	16-QAM	23.31	23.20	23.31
20	1	49		23.29	23.31	23.33
20	1	99		23.38	23.40	23.42
20	50	0		22.10	22.09	22.14
20	50	24		22.13	22.13	22.16
20	50	50		22.15	22.17	22.21
20	100	0		22.11	22.12	22.14
20	1	0	64-QAM	22.22	22.06	22.21
20	1	49		22.18	22.21	22.21
20	1	99		22.27	22.29	22.29
20	50	0		21.11	21.11	21.13
20	50	24		21.15	21.14	21.18
20	50	50		21.15	21.16	21.18
20	100	0		21.12	21.14	21.14
15	1	0	QPSK	24.01	24.00	24.00
15	1	37		24.00	24.02	24.01
15	1	74		24.10	24.11	24.15
15	36	0		23.04	23.02	23.03
15	36	20		23.08	23.06	23.08
15	36	39		23.11	23.06	23.09
15	75	0		23.07	23.06	23.09
15	1	0	16-QAM	23.32	23.33	23.28
15	1	37		23.32	23.30	23.30
15	1	74		23.42	23.42	23.44
15	36	0		22.13	22.10	22.09
15	36	20		22.14	22.15	22.15
15	36	39		22.15	22.15	22.16
15	75	0		22.14	22.11	22.14
15	1	0	64-QAM	22.25	22.23	22.26
15	1	37		22.23	22.22	22.22
15	1	74		22.33	22.30	22.35
15	36	0		21.16	21.14	21.13
15	36	20		21.18	21.16	21.17
15	36	39		21.16	21.18	21.16
15	75	0		21.12	21.12	21.14



LTE Band 7 Maximum Average Power [dBm]						
BW [MHz]	RB Size	RB Offset	Mod	Lowest	Middle	Highest
10	1	0	QPSK	24.02	24.01	23.98
10	1	25		24.02	24.03	24.00
10	1	49		24.06	24.07	24.08
10	25	0		23.05	23.01	23.06
10	25	12		23.09	23.04	23.05
10	25	25		23.06	23.08	23.07
10	50	0		23.06	23.05	23.06
10	1	0	16-QAM	23.34	23.35	23.29
10	1	25		23.33	23.32	23.34
10	1	49		23.38	23.41	23.43
10	25	0		22.10	22.10	22.09
10	25	12		22.15	22.14	22.15
10	25	25		22.16	22.14	22.15
10	50	0		22.14	22.12	22.13
10	1	0	64-QAM	22.27	22.19	22.18
10	1	25		22.23	22.21	22.19
10	1	49		22.32	22.27	22.26
10	25	0		21.11	21.09	21.11
10	25	12		21.16	21.13	21.13
10	25	25		21.15	21.15	21.15
10	50	0		21.14	21.11	21.13
5	1	0	QPSK	24.02	24.02	23.97
5	1	12		24.03	24.03	24.03
5	1	24		24.07	24.05	24.02
5	12	0		23.03	23.01	23.00
5	12	7		23.10	23.10	23.07
5	12	13		23.10	23.05	23.04
5	25	0		23.07	23.05	23.06
5	1	0	16-QAM	23.32	23.31	23.31
5	1	12		23.34	23.33	23.34
5	1	24		23.34	23.33	23.35
5	12	0		22.11	22.09	22.09
5	12	7		22.18	22.15	22.12
5	12	13		22.13	22.12	22.15
5	25	0		22.13	22.11	22.12
5	1	0	64-QAM	22.28	22.22	22.18
5	1	12		22.27	22.24	22.21
5	1	24		22.27	22.28	22.23
5	12	0		21.15	21.12	21.12
5	12	7		21.19	21.18	21.18
5	12	13		21.18	21.17	21.16
5	25	0		21.14	21.12	21.11



LTE Band 12 Maximum Average Power [dBm]						
BW [MHz]	RB Size	RB Offset	Mod	Lowest	Middle	Highest
10	1	0	QPSK	24.54	24.58	24.65
10	1	25		24.65	24.69	24.75
10	1	49		24.75	24.77	24.88
10	25	0		23.67	23.74	23.72
10	25	12		23.80	23.73	23.73
10	25	25		23.79	23.70	23.77
10	50	0		23.78	23.75	23.71
10	1	0	16-QAM	23.93	23.95	24.04
10	1	25		24.02	24.05	24.12
10	1	49		24.08	24.15	24.22
10	25	0		22.78	22.86	22.81
10	25	12		22.88	22.81	22.82
10	25	25		22.83	22.82	22.91
10	50	0		22.89	22.83	22.81
10	1	0	64-QAM	22.78	22.83	22.92
10	1	25		22.92	22.99	23.02
10	1	49		23.00	23.05	23.12
10	25	0		21.79	21.87	21.82
10	25	12		21.89	21.83	21.81
10	25	25		21.86	21.86	21.92
10	50	0		21.91	21.85	21.82
5	1	0	QPSK	24.55	24.57	24.72
5	1	12		24.64	24.68	24.73
5	1	24		24.62	24.69	24.82
5	12	0		23.66	23.71	23.74
5	12	7		23.71	23.75	23.80
5	12	13		23.65	23.73	23.77
5	25	0		23.69	23.72	23.76
5	1	0	16-QAM	23.88	23.95	24.06
5	1	12		24.03	24.05	24.11
5	1	24		23.99	24.01	24.14
5	12	0		22.81	22.82	22.86
5	12	7		22.82	22.82	22.90
5	12	13		22.79	22.79	22.87
5	25	0		22.78	22.80	22.83
5	1	0	64-QAM	22.82	22.88	22.99
5	1	12		22.95	22.98	23.02
5	1	24		22.91	22.95	23.07
5	12	0		21.87	21.88	21.90
5	12	7		21.89	21.88	21.94
5	12	13		21.85	21.89	21.93
5	25	0		21.80	21.80	21.86



LTE Band 12 Maximum Average Power [dBm]						
BW [MHz]	RB Size	RB Offset	Mod	Lowest	Middle	Highest
3	1	0	QPSK	24.61	24.74	24.77
3	1	8		24.58	24.73	24.83
3	1	14		24.69	24.71	24.87
3	8	0		23.65	23.74	23.79
3	8	4		23.68	23.81	23.95
3	8	7		23.71	23.78	23.94
3	15	0		23.76	23.74	23.78
3	1	0	16-QAM	23.99	24.08	24.09
3	1	8		23.93	24.10	24.19
3	1	14		24.00	24.04	24.21
3	8	0		22.79	22.92	22.93
3	8	4		22.80	22.94	23.10
3	8	7		22.91	22.90	23.06
3	15	0		22.86	22.85	22.91
3	1	0	64-QAM	22.90	23.00	23.03
3	1	8		22.89	23.02	23.14
3	1	14		22.95	22.98	23.12
3	8	0		21.78	21.91	21.92
3	8	4		21.81	21.92	22.08
3	8	7		21.88	21.89	22.06
3	15	0		21.84	21.90	21.87
1.4	1	0	QPSK	24.54	24.66	24.78
1.4	1	3		24.61	24.71	24.85
1.4	1	5		24.53	24.63	24.77
1.4	3	0		24.58	24.69	24.81
1.4	3	1		24.62	24.72	24.85
1.4	3	3		24.60	24.68	24.81
1.4	6	0		23.58	23.68	23.85
1.4	1	0	16-QAM	23.92	23.99	24.11
1.4	1	3		23.99	24.07	24.18
1.4	1	5		23.89	24.00	24.14
1.4	3	0		23.68	23.79	23.91
1.4	3	1		23.72	23.82	23.93
1.4	3	3		23.68	23.79	23.90
1.4	6	0		22.79	22.83	23.01
1.4	1	0	64-QAM	22.83	22.94	23.02
1.4	1	3		22.89	23.00	23.13
1.4	1	5		22.82	22.93	23.03
1.4	3	0		22.82	22.92	23.04
1.4	3	1		22.87	22.94	23.08
1.4	3	3		22.78	22.92	23.03
1.4	6	0		21.69	21.78	21.95



LTE Band 13 Maximum Average Power [dBm]						
BW [MHz]	RB Size	RB Offset	Mod	Lowest	Middle	Highest
10	1	0	QPSK		24.53	
10	1	25			24.73	
10	1	49			24.66	
10	25	0			23.68	
10	25	12			23.73	
10	25	25			23.66	
10	50	0			23.73	
10	1	0	16-QAM		23.80	
10	1	25			24.10	
10	1	49			24.03	
10	25	0			22.75	
10	25	12			22.85	
10	25	25			22.80	
10	50	0			22.82	
10	1	0	64-QAM		22.72	
10	1	25			23.00	
10	1	49			22.97	
10	25	0			21.78	
10	25	12			21.84	
10	25	25			21.80	
10	50	0			21.82	
5	1	0	QPSK	24.51	24.57	24.71
5	1	12		24.59	24.71	24.69
5	1	24		24.72	24.67	24.65
5	12	0		23.72	23.75	23.73
5	12	7		23.69	23.77	23.71
5	12	13		23.73	23.71	23.71
5	25	0		23.66	23.69	23.70
5	1	0	16-QAM	23.80	23.97	24.07
5	1	12		23.98	24.08	24.02
5	1	24		24.05	24.01	24.00
5	12	0		22.78	22.80	22.80
5	12	7		22.80	22.83	22.79
5	12	13		22.84	22.77	22.79
5	25	0		22.77	22.78	22.79
5	1	0	64-QAM	22.71	22.85	22.97
5	1	12		22.90	23.01	22.92
5	1	24		22.98	22.94	22.89
5	12	0		21.78	21.89	21.84
5	12	7		21.81	21.91	21.84
5	12	13		21.89	21.86	21.83
5	25	0		21.75	21.83	21.80



LTE Band 17 Maximum Average Power [dBm]						
BW [MHz]	RB Size	RB Offset	Mod	Lowest	Middle	Highest
10	1	0	QPSK	24.60	24.59	24.68
10	1	25		24.73	24.69	24.71
10	1	49		24.71	24.71	24.69
10	25	0		23.78	23.76	23.71
10	25	12		23.77	23.73	23.78
10	25	25		23.76	23.73	23.75
10	50	0		23.77	23.73	23.73
10	1	0	16-QAM	23.99	23.99	24.06
10	1	25		24.06	24.05	24.07
10	1	49		24.09	24.07	24.03
10	25	0		22.86	22.84	22.82
10	25	12		22.84	22.89	22.87
10	25	25		22.86	22.84	22.84
10	50	0		22.86	22.84	22.84
10	1	0	64-QAM	22.89	22.86	22.97
10	1	25		22.97	22.96	22.96
10	1	49		22.98	22.97	22.95
10	25	0		21.87	21.82	21.84
10	25	12		21.86	21.89	21.88
10	25	25		21.86	21.85	21.84
10	50	0		21.86	21.83	21.85
5	1	0	QPSK	24.62	24.71	24.68
5	1	12		24.72	24.69	24.68
5	1	24		24.70	24.69	24.66
5	12	0		23.67	23.71	23.70
5	12	7		23.78	23.74	23.75
5	12	13		23.78	23.72	23.72
5	25	0		23.79	23.75	23.71
5	1	0	16-QAM	23.98	24.02	24.03
5	1	12		24.08	24.07	24.04
5	1	24		24.08	24.03	23.99
5	12	0		22.80	22.85	22.80
5	12	7		22.93	22.87	22.86
5	12	13		22.84	22.83	22.83
5	25	0		22.85	22.81	22.79
5	1	0	64-QAM	22.89	22.96	22.93
5	1	12		22.99	22.98	22.95
5	1	24		22.99	22.96	22.92
5	12	0		21.85	21.90	21.84
5	12	7		21.95	21.91	21.88
5	12	13		21.94	21.88	21.86
5	25	0		21.88	21.84	21.82



LTE Band 26 Maximum Average Power [dBm]						
BW [MHz]	RB Size	RB Offset	Mod	Lowest	Middle	Highest
15	1	0	QPSK	24.85	24.87	24.83
15	1	37		24.92	24.84	24.84
15	1	74		24.98	24.88	24.85
15	36	0		23.99	23.96	23.88
15	36	20		24.01	23.97	23.90
15	36	39		24.00	23.91	23.86
15	75	0		23.99	23.96	23.83
15	1	0	16-QAM	24.18	24.22	24.14
15	1	37		24.24	24.14	24.21
15	1	74		24.27	24.20	24.19
15	36	0		23.09	23.04	22.92
15	36	20		23.09	23.03	22.93
15	36	39		23.13	22.99	22.97
15	75	0		23.06	23.02	22.90
15	1	0	64-QAM	23.10	23.08	23.10
15	1	37		23.16	23.07	23.14
15	1	74		23.16	23.08	23.05
15	36	0		22.11	22.10	21.99
15	36	20		22.11	22.08	21.97
15	36	39		22.17	22.02	22.00
15	75	0		22.05	22.03	21.91
10	1	0	QPSK	24.82	24.79	24.85
10	1	25		24.91	24.87	24.80
10	1	49		24.88	24.81	24.77
10	25	0		23.98	23.93	23.87
10	25	12		24.01	23.93	23.92
10	25	25		23.95	23.88	23.86
10	50	0		23.96	23.94	23.88
10	1	0	16-QAM	24.15	24.10	24.17
10	1	25		24.20	24.13	24.15
10	1	49		24.24	24.13	24.09
10	25	0		23.07	23.05	22.99
10	25	12		23.09	23.03	23.01
10	25	25		23.04	22.98	22.95
10	50	0		23.06	23.02	22.98
10	1	0	64-QAM	23.05	23.05	23.12
10	1	25		23.14	23.07	23.07
10	1	49		23.15	23.06	23.04
10	25	0		22.09	22.07	21.97
10	25	12		22.11	22.04	22.00
10	25	25		22.05	22.01	21.94
10	50	0		22.07	22.03	21.97



LTE Band 26 Maximum Average Power [dBm]						
BW [MHz]	RB Size	RB Offset	Mod	Lowest	Middle	Highest
5	1	0	QPSK	24.82	24.85	24.77
5	1	12		24.81	24.83	24.79
5	1	24		24.88	24.81	24.74
5	12	0		23.87	23.92	23.84
5	12	7		23.88	23.94	23.87
5	12	13		24.00	23.92	23.83
5	25	0		24.00	23.94	23.85
5	1	0	16-QAM	24.14	24.16	24.09
5	1	12		24.17	24.12	24.11
5	1	24		24.18	24.15	24.07
5	12	0		22.93	23.02	22.97
5	12	7		22.96	23.03	22.95
5	12	13		23.07	23.00	22.89
5	25	0		23.07	23.01	22.93
5	1	0	64-QAM	23.09	23.08	23.06
5	1	12		23.09	23.11	23.03
5	1	24		23.14	23.07	22.98
5	12	0		21.98	22.04	21.98
5	12	7		22.00	22.09	21.98
5	12	13		22.11	22.07	21.95
5	25	0		22.06	22.00	21.93
3	1	0	QPSK	24.83	24.85	24.77
3	1	8		24.82	24.85	24.76
3	1	14		24.81	24.83	24.74
3	8	0		23.83	23.90	23.82
3	8	4		23.86	23.96	23.87
3	8	7		23.82	23.93	23.82
3	15	0		23.84	23.93	23.83
3	1	0	16-QAM	24.15	24.11	24.16
3	1	8		24.18	24.10	24.17
3	1	14		24.15	24.15	24.04
3	8	0		22.94	23.06	22.97
3	8	4		22.98	23.07	22.97
3	8	7		22.96	23.02	22.97
3	15	0		22.95	23.00	22.91
3	1	0	64-QAM	23.07	23.06	23.03
3	1	8		23.11	23.10	23.04
3	1	14		23.07	23.12	23.00
3	8	0		21.96	22.05	21.94
3	8	4		21.99	22.08	21.99
3	8	7		21.98	22.05	21.96
3	15	0		21.92	22.00	21.92



LTE Band 26 Maximum Average Power [dBm]						
BW [MHz]	RB Size	RB Offset	Mod	Lowest	Middle	Highest
1.4	1	0	QPSK	24.75	24.76	24.68
1.4	1	3		24.84	24.83	24.77
1.4	1	5		24.74	24.75	24.67
1.4	3	0		24.83	24.80	24.73
1.4	3	1		24.85	24.84	24.76
1.4	3	3		24.81	24.80	24.75
1.4	6	0		23.78	23.85	23.76
1.4	1	0	16-QAM	24.09	24.05	24.05
1.4	1	3		24.19	24.13	24.11
1.4	1	5		24.07	24.04	23.95
1.4	3	0		23.91	23.84	23.81
1.4	3	1		23.94	23.88	23.85
1.4	3	3		23.89	23.86	23.78
1.4	6	0		22.94	23.03	22.91
1.4	1	0	64-QAM	23.02	23.03	22.92
1.4	1	3		23.09	23.06	23.01
1.4	1	5		23.01	23.01	22.93
1.4	3	0		23.01	23.03	22.95
1.4	3	1		23.08	23.07	22.98
1.4	3	3		23.00	23.02	22.94
1.4	6	0		21.89	21.94	21.85



LTE Band 38 Maximum Average Power [dBm]						
BW [MHz]	RB Size	RB Offset	Mod	Lowest	Middle	Highest
20	1	0	QPSK	24.14	23.95	23.86
20	1	49		24.01	23.85	23.76
20	1	99		23.91	23.87	23.78
20	50	0		23.14	22.96	22.87
20	50	24		23.04	22.94	22.85
20	50	50		22.98	22.95	22.83
20	100	0		23.02	22.93	22.86
20	1	0	16-QAM	23.17	23.05	22.97
20	1	49		23.12	22.96	22.88
20	1	99		23.02	22.98	22.91
20	50	0		22.20	22.04	21.94
20	50	24		22.07	22.02	21.95
20	50	50		22.07	21.99	21.91
20	100	0		22.09	22.02	21.92
20	1	0	64-QAM	21.93	21.77	21.71
20	1	49		21.85	21.70	21.62
20	1	99		21.75	21.70	21.63
20	50	0		21.18	21.03	20.95
20	50	24		21.09	21.05	20.93
20	50	50		21.05	21.03	20.92
20	100	0		21.08	21.03	20.94
15	1	0	QPSK	24.13	23.93	23.88
15	1	37		24.05	23.86	23.77
15	1	74		24.03	23.93	23.84
15	36	0		23.14	22.94	22.84
15	36	20		23.11	22.96	22.82
15	36	39		23.01	22.89	22.79
15	75	0		23.01	22.93	22.84
15	1	0	16-QAM	23.21	23.05	22.93
15	1	37		23.15	22.98	22.87
15	1	74		23.09	23.03	22.92
15	36	0		22.18	21.97	21.85
15	36	20		22.20	22.00	21.90
15	36	39		22.06	21.95	21.82
15	75	0		22.09	22.03	21.91
15	1	0	64-QAM	21.94	21.78	21.69
15	1	37		21.90	21.72	21.63
15	1	74		21.84	21.76	21.66
15	36	0		21.20	20.99	20.89
15	36	20		21.19	21.01	20.89
15	36	39		21.04	20.94	20.88
15	75	0		21.08	21.03	20.91



LTE Band 38 Maximum Average Power [dBm]						
BW [MHz]	RB Size	RB Offset	Mod	Lowest	Middle	Highest
10	1	0	QPSK	24.06	23.89	23.79
10	1	25		24.05	23.88	23.76
10	1	49		24.08	23.90	23.80
10	25	0		23.12	22.90	22.80
10	25	12		23.13	22.91	22.82
10	25	25		23.14	22.87	22.78
10	50	0		23.11	22.92	22.81
10	1	0	16-QAM	23.21	23.00	22.91
10	1	25		23.15	22.99	22.88
10	1	49		23.16	22.98	22.85
10	25	0		22.21	22.01	21.88
10	25	12		22.20	22.01	21.91
10	25	25		22.23	22.00	21.86
10	50	0		22.21	21.99	21.92
10	1	0	64-QAM	21.95	21.75	21.67
10	1	25		21.91	21.72	21.61
10	1	49		21.92	21.74	21.61
10	25	0		21.22	21.04	20.92
10	25	12		21.25	21.05	20.93
10	25	25		21.25	21.02	20.92
10	50	0		21.20	21.01	20.91
5	1	0	QPSK	24.04	23.86	23.74
5	1	12		24.06	23.88	23.75
5	1	24		24.02	23.81	23.69
5	12	0		23.10	22.91	22.76
5	12	7		23.11	22.92	22.78
5	12	13		23.11	22.92	22.75
5	25	0		23.10	22.88	22.78
5	1	0	16-QAM	23.13	22.96	22.86
5	1	12		23.17	22.97	22.86
5	1	24		23.13	22.96	22.88
5	12	0		22.11	21.94	21.81
5	12	7		22.16	21.96	21.83
5	12	13		22.16	21.95	21.80
5	25	0		22.20	21.97	21.84
5	1	0	64-QAM	21.88	21.70	21.60
5	1	12		21.93	21.72	21.61
5	1	24		21.92	21.73	21.59
5	12	0		21.19	20.97	20.85
5	12	7		21.21	21.00	20.90
5	12	13		21.19	21.02	20.89
5	25	0		21.23	21.00	20.89



LTE Band 41 Maximum Average Power [dBm]						
BW [MHz]	RB Size	RB Offset	Mod	Lowest	Middle	Highest
20	1	0	QPSK	24.08	23.94	23.89
20	1	49		23.90	23.79	23.81
20	1	99		23.88	23.87	23.76
20	50	0		23.01	22.92	22.88
20	50	24		22.99	22.86	22.93
20	50	50		22.91	22.83	22.82
20	100	0		22.97	22.86	22.79
20	1	0	16-QAM	23.21	23.09	23.04
20	1	49		23.03	22.90	22.93
20	1	99		22.96	22.97	22.87
20	50	0		22.11	22.01	21.93
20	50	24		22.05	21.94	22.03
20	50	50		22.00	21.88	21.93
20	100	0		22.06	21.95	21.88
20	1	0	64-QAM	21.94	21.83	21.76
20	1	49		21.75	21.65	21.68
20	1	99		21.70	21.70	21.61
20	50	0		21.12	20.98	20.94
20	50	24		21.06	20.95	21.00
20	50	50		20.99	20.88	20.93
20	100	0		21.04	20.93	20.87
15	1	0	QPSK	24.07	23.95	23.98
15	1	37		23.93	23.80	23.82
15	1	74		23.91	23.90	23.76
15	36	0		22.99	22.87	22.95
15	36	20		22.94	22.82	22.89
15	36	39		22.94	22.78	22.85
15	75	0		22.98	22.87	22.89
15	1	0	16-QAM	23.20	23.07	23.06
15	1	37		23.04	22.92	22.94
15	1	74		23.04	23.01	22.89
15	36	0		22.02	21.89	21.97
15	36	20		21.99	21.89	21.92
15	36	39		21.94	21.80	21.88
15	75	0		22.07	21.93	21.95
15	1	0	64-QAM	21.90	21.80	21.80
15	1	37		21.79	21.66	21.68
15	1	74		21.75	21.75	21.61
15	36	0		21.07	20.95	20.99
15	36	20		21.03	20.92	20.95
15	36	39		20.99	20.87	20.89
15	75	0		21.06	20.90	20.95



LTE Band 41 Maximum Average Power [dBm]						
BW [MHz]	RB Size	RB Offset	Mod	Lowest	Middle	Highest
10	1	0	QPSK	23.99	23.88	23.92
10	1	25		23.93	23.81	23.83
10	1	49		23.89	23.90	23.83
10	25	0		22.96	22.85	22.93
10	25	12		22.98	22.86	22.88
10	25	25		22.89	22.79	22.84
10	50	0		22.97	22.86	22.90
10	1	0	16-QAM	23.15	23.03	23.05
10	1	25		23.05	22.92	22.92
10	1	49		22.98	23.02	22.91
10	25	0		22.07	21.95	22.01
10	25	12		22.07	21.94	21.95
10	25	25		22.00	21.91	21.92
10	50	0		22.05	21.93	21.98
10	1	0	64-QAM	21.86	21.75	21.80
10	1	25		21.81	21.68	21.66
10	1	49		21.75	21.74	21.66
10	25	0		21.08	20.97	21.04
10	25	12		21.09	20.98	21.01
10	25	25		21.04	20.92	20.96
10	50	0		21.04	20.91	20.98
5	1	0	QPSK	23.93	23.80	23.82
5	1	12		23.95	23.83	23.81
5	1	24		23.86	23.75	23.72
5	12	0		22.97	22.82	22.86
5	12	7		22.98	22.89	22.88
5	12	13		22.93	22.80	22.82
5	25	0		22.92	22.83	22.85
5	1	0	16-QAM	23.05	22.91	22.91
5	1	12		23.06	22.94	22.93
5	1	24		23.01	22.87	22.87
5	12	0		22.00	21.88	21.89
5	12	7		22.01	21.87	21.89
5	12	13		21.96	21.85	21.85
5	25	0		22.02	21.93	21.93
5	1	0	64-QAM	21.81	21.69	21.69
5	1	12		21.80	21.68	21.69
5	1	24		21.76	21.66	21.65
5	12	0		21.03	20.93	20.95
5	12	7		21.07	20.90	20.96
5	12	13		21.02	20.89	20.89
5	25	0		21.04	20.93	20.96



LTE Band 41(HPUE) Maximum Average Power [dBm]						
BW [MHz]	RB Size	RB Offset	Mod	Lowest	Middle	Highest
20	1	0	QPSK	25.35	25.20	24.59
20	1	49		25.16	25.03	25.06
20	1	99		25.14	25.16	25.00
20	50	0		24.34	24.29	24.19
20	50	24		24.33	24.24	24.24
20	50	50		24.25	24.18	24.18
20	100	0		24.32	24.20	23.73
20	1	0	16-QAM	24.65	24.52	24.16
20	1	49		24.48	24.35	24.43
20	1	99		24.48	24.49	24.34
20	50	0		23.45	23.39	23.28
20	50	24		23.39	23.33	23.33
20	50	50		23.37	23.25	23.27
20	100	0		23.39	23.31	23.19
20	1	0	64-QAM	23.54	23.41	23.24
20	1	49		23.39	23.25	23.29
20	1	99		23.33	23.34	23.23
20	50	0		22.46	22.36	22.27
20	50	24		22.41	22.29	22.32
20	50	50		22.36	22.24	22.22
20	100	0		22.41	22.30	22.18
15	1	0	QPSK	25.34	25.22	25.23
15	1	37		25.21	25.06	25.12
15	1	74		25.21	25.25	25.08
15	36	0		24.32	24.20	24.23
15	36	20		24.29	24.22	24.21
15	36	39		24.27	24.12	24.14
15	75	0		24.27	24.19	24.23
15	1	0	16-QAM	24.62	24.49	24.51
15	1	37		24.45	24.33	24.38
15	1	74		24.45	24.48	24.38
15	36	0		23.37	23.29	23.28
15	36	20		23.33	23.25	23.24
15	36	39		23.29	23.19	23.19
15	75	0		23.38	23.27	23.26
15	1	0	64-QAM	23.51	23.38	23.40
15	1	37		23.40	23.26	23.28
15	1	74		23.39	23.39	23.22
15	36	0		22.40	22.30	22.34
15	36	20		22.38	22.26	22.28
15	36	39		22.35	22.21	22.22
15	75	0		22.36	22.26	22.31



LTE Band 41(HPUE) Maximum Average Power [dBm]						
BW [MHz]	RB Size	RB Offset	Mod	Lowest	Middle	Highest
10	1	0	QPSK	25.21	25.08	24.85
10	1	25		25.16	25.05	24.45
10	1	49		25.12	25.17	24.88
10	25	0		24.27	24.17	23.96
10	25	12		24.33	24.20	24.08
10	25	25		24.25	24.16	23.88
10	50	0		24.30	24.19	24.02
10	1	0	16-QAM	24.57	24.42	24.43
10	1	25		24.50	24.38	24.35
10	1	49		24.45	24.46	24.35
10	25	0		23.44	23.34	23.33
10	25	12		23.44	23.31	23.31
10	25	25		23.35	23.28	23.25
10	50	0		23.39	23.31	23.30
10	1	0	64-QAM	23.48	23.33	23.37
10	1	25		23.41	23.25	23.28
10	1	49		23.35	23.35	23.26
10	25	0		22.45	22.33	22.36
10	25	12		22.46	22.35	22.31
10	25	25		22.41	22.27	22.06
10	50	0		22.41	22.27	22.13
5	1	0	QPSK	25.21	25.05	25.10
5	1	12		25.21	25.05	25.10
5	1	24		25.13	24.98	24.84
5	12	0		24.35	24.22	23.75
5	12	7		24.36	24.24	23.83
5	12	13		24.32	24.19	23.90
5	25	0		24.32	24.15	23.83
5	1	0	16-QAM	24.54	24.36	24.36
5	1	12		24.53	24.40	24.36
5	1	24		24.49	24.33	24.34
5	12	0		23.41	23.30	23.28
5	12	7		23.43	23.34	23.29
5	12	13		23.42	23.25	23.27
5	25	0		23.43	23.28	23.27
5	1	0	64-QAM	23.41	23.28	23.28
5	1	12		23.43	23.26	23.31
5	1	24		23.38	23.23	23.25
5	12	0		22.46	22.34	22.32
5	12	7		22.46	22.33	22.32
5	12	13		22.43	22.30	22.29
5	25	0		22.47	22.27	22.28



LTE Band 66 Maximum Average Power [dBm]						
BW [MHz]	RB Size	RB Offset	Mod	Lowest	Middle	Highest
20	1	0	QPSK	24.74	24.73	24.68
20	1	49		24.80	24.72	24.66
20	1	99		24.70	24.68	24.47
20	50	0		23.64	23.65	23.56
20	50	24		23.61	23.60	23.50
20	50	50		23.72	23.64	23.46
20	100	0		23.72	23.68	23.53
20	1	0	16-QAM	24.10	24.02	23.97
20	1	49		24.07	24.00	23.95
20	1	99		24.02	23.98	23.80
20	50	0		22.72	22.72	22.63
20	50	24		22.68	22.66	22.58
20	50	50		22.77	22.73	22.55
20	100	0		22.78	22.75	22.58
20	1	0	64-QAM	22.98	22.94	22.89
20	1	49		23.02	22.98	22.88
20	1	99		22.93	22.88	22.68
20	50	0		21.74	21.72	21.65
20	50	24		21.70	21.67	21.59
20	50	50		21.78	21.76	21.55
20	100	0		21.79	21.76	21.59
15	1	0	QPSK	24.75	24.73	24.65
15	1	37		24.78	24.73	24.63
15	1	74		24.64	24.72	24.48
15	36	0		23.60	23.56	23.48
15	36	20		23.68	23.65	23.58
15	36	39		23.58	23.65	23.43
15	75	0		23.58	23.67	23.47
15	1	0	16-QAM	24.08	24.03	23.96
15	1	37		24.13	24.08	23.92
15	1	74		23.95	24.05	23.81
15	36	0		22.67	22.63	22.54
15	36	20		22.73	22.72	22.61
15	36	39		22.63	22.69	22.48
15	75	0		22.69	22.73	22.53
15	1	0	64-QAM	22.99	22.93	22.85
15	1	37		23.03	22.95	22.87
15	1	74		22.88	22.94	22.69
15	36	0		21.68	21.67	21.56
15	36	20		21.77	21.75	21.65
15	36	39		21.66	21.69	21.49
15	75	0		21.65	21.73	21.51



LTE Band 66 Maximum Average Power [dBm]						
BW [MHz]	RB Size	RB Offset	Mod	Lowest	Middle	Highest
10	1	0	QPSK	24.72	24.68	24.60
10	1	25		24.72	24.69	24.58
10	1	49		24.63	24.60	24.47
10	25	0		23.69	23.64	23.56
10	25	12		23.68	23.61	23.54
10	25	25		23.63	23.63	23.48
10	50	0		23.65	23.65	23.54
10	1	0	16-QAM	24.09	24.01	23.91
10	1	25		24.07	24.02	23.89
10	1	49		23.98	23.94	23.78
10	25	0		22.74	22.72	22.61
10	25	12		22.73	22.69	22.59
10	25	25		22.69	22.66	22.56
10	50	0		22.73	22.70	22.57
10	1	0	64-QAM	22.96	22.86	22.80
10	1	25		22.96	22.87	22.80
10	1	49		22.90	22.82	22.68
10	25	0		21.77	21.73	21.61
10	25	12		21.73	21.70	21.58
10	25	25		21.70	21.67	21.55
10	50	0		21.74	21.70	21.59
5	1	0	QPSK	24.58	24.52	24.41
5	1	12		24.73	24.68	24.56
5	1	24		24.55	24.50	24.35
5	12	0		23.66	23.65	23.52
5	12	7		23.72	23.72	23.55
5	12	13		23.64	23.60	23.48
5	25	0		23.64	23.62	23.48
5	1	0	16-QAM	23.94	23.85	23.72
5	1	12		24.11	23.98	23.90
5	1	24		23.85	23.79	23.65
5	12	0		22.72	22.69	22.55
5	12	7		22.80	22.74	22.62
5	12	13		22.71	22.66	22.52
5	25	0		22.71	22.69	22.54
5	1	0	64-QAM	22.83	22.72	22.61
5	1	12		23.00	22.88	22.77
5	1	24		22.79	22.70	22.55
5	12	0		21.76	21.72	21.58
5	12	7		21.84	21.79	21.66
5	12	13		21.75	21.67	21.54
5	25	0		21.74	21.69	21.54



LTE Band 66 Maximum Average Power [dBm]						
BW [MHz]	RB Size	RB Offset	Mod	Lowest	Middle	Highest
3	1	0	QPSK	24.62	24.57	24.43
3	1	8		24.72	24.68	24.54
3	1	14		24.60	24.54	24.37
3	8	0		23.71	23.67	23.53
3	8	4		23.75	23.70	23.58
3	8	7		23.69	23.66	23.52
3	15	0		23.65	23.64	23.52
3	1	0	16-QAM	23.95	23.86	23.76
3	1	8		24.10	24.00	23.90
3	1	14		23.94	23.82	23.70
3	8	0		22.77	22.74	22.59
3	8	4		22.86	22.81	22.66
3	8	7		22.79	22.74	22.60
3	15	0		22.76	22.74	22.57
3	1	0	64-QAM	22.86	22.77	22.63
3	1	8		22.97	22.90	22.76
3	1	14		22.85	22.73	22.61
3	8	0		21.80	21.72	21.58
3	8	4		21.85	21.80	21.65
3	8	7		21.79	21.74	21.60
3	15	0		21.77	21.74	21.57
1.4	1	0	QPSK	24.65	24.59	24.46
1.4	1	3		24.75	24.69	24.57
1.4	1	5		24.64	24.57	24.46
1.4	3	0		24.68	24.66	24.51
1.4	3	1		24.75	24.69	24.55
1.4	3	3		24.71	24.65	24.52
1.4	6	0		23.67	23.64	23.50
1.4	1	0	16-QAM	24.01	23.92	23.80
1.4	1	3		24.09	24.01	23.86
1.4	1	5		23.98	23.92	23.78
1.4	3	0		23.77	23.72	23.61
1.4	3	1		23.85	23.76	23.65
1.4	3	3		23.76	23.71	23.58
1.4	6	0		22.80	22.77	22.63
1.4	1	0	64-QAM	22.91	22.82	22.68
1.4	1	3		23.01	22.89	22.79
1.4	1	5		22.91	22.79	22.68
1.4	3	0		22.88	22.81	22.67
1.4	3	1		22.95	22.87	22.72
1.4	3	3		22.89	22.82	22.71
1.4	6	0		21.76	21.71	21.59



LTE Band 71 Maximum Average Power [dBm]						
BW [MHz]	RB Size	RB Offset	Mod	Lowest	Middle	Highest
20	1	0	QPSK	24.63	24.61	24.57
20	1	49		24.54	24.52	24.45
20	1	99		24.49	24.59	24.54
20	50	0		23.67	23.64	23.52
20	50	24		23.70	23.56	23.57
20	50	50		23.60	23.49	23.59
20	100	0		23.69	23.56	23.54
20	1	0	16-QAM	23.95	23.98	23.96
20	1	49		23.90	23.90	23.85
20	1	99		23.83	23.90	23.95
20	50	0		22.77	22.71	22.60
20	50	24		22.78	22.65	22.65
20	50	50		22.74	22.61	22.71
20	100	0		22.78	22.64	22.62
20	1	0	64-QAM	22.88	22.92	22.80
20	1	49		22.82	22.79	22.77
20	1	99		22.75	22.82	22.79
20	50	0		21.77	21.77	21.60
20	50	24		21.81	21.69	21.64
20	50	50		21.74	21.61	21.71
20	100	0		21.79	21.68	21.65
15	1	0	QPSK	24.60	24.58	24.57
15	1	37		24.59	24.51	24.52
15	1	74		24.59	24.51	24.56
15	36	0		23.67	23.66	23.51
15	36	20		23.65	23.57	23.51
15	36	39		23.69	23.49	23.58
15	75	0		23.62	23.56	23.48
15	1	0	16-QAM	23.97	23.91	23.92
15	1	37		23.95	23.88	23.90
15	1	74		23.92	23.85	23.93
15	36	0		22.78	22.72	22.64
15	36	20		22.72	22.66	22.56
15	36	39		22.75	22.60	22.65
15	75	0		22.69	22.65	22.57
15	1	0	64-QAM	22.90	22.85	22.87
15	1	37		22.86	22.83	22.81
15	1	74		22.82	22.81	22.84
15	36	0		21.79	21.76	21.64
15	36	20		21.77	21.71	21.59
15	36	39		21.76	21.60	21.70
15	75	0		21.71	21.68	21.56



LTE Band 71 Maximum Average Power [dBm]						
BW [MHz]	RB Size	RB Offset	Mod	Lowest	Middle	Highest
10	1	0	QPSK	24.61	24.57	24.48
10	1	25		24.62	24.57	24.50
10	1	49		24.58	24.46	24.50
10	25	0		23.73	23.67	23.51
10	25	12		23.69	23.62	23.59
10	25	25		23.63	23.59	23.54
10	50	0		23.70	23.63	23.59
10	1	0	16-QAM	23.95	23.90	23.81
10	1	25		24.01	23.95	23.86
10	1	49		23.93	23.83	23.89
10	25	0		22.83	22.72	22.59
10	25	12		22.78	22.71	22.72
10	25	25		22.69	22.68	22.66
10	50	0		22.77	22.72	22.67
10	1	0	64-QAM	22.91	22.82	22.74
10	1	25		22.94	22.85	22.77
10	1	49		22.84	22.75	22.81
10	25	0		21.83	21.74	21.61
10	25	12		21.80	21.75	21.73
10	25	25		21.73	21.67	21.66
10	50	0		21.79	21.70	21.68
5	1	0	QPSK	24.58	24.59	24.48
5	1	12		24.58	24.53	24.57
5	1	24		24.62	24.56	24.55
5	12	0		23.65	23.59	23.55
5	12	7		23.66	23.66	23.59
5	12	13		23.70	23.63	23.61
5	25	0		23.71	23.66	23.57
5	1	0	16-QAM	23.98	23.88	23.85
5	1	12		23.94	23.87	23.93
5	1	24		23.95	23.91	23.85
5	12	0		22.73	22.66	22.66
5	12	7		22.76	22.75	22.71
5	12	13		22.82	22.73	22.72
5	25	0		22.81	22.77	22.63
5	1	0	64-QAM	22.90	22.82	22.77
5	1	12		22.87	22.81	22.85
5	1	24		22.92	22.83	22.80
5	12	0		21.80	21.72	21.74
5	12	7		21.80	21.82	21.72
5	12	13		21.88	21.79	21.80
5	25	0		21.84	21.75	21.65



LTE Band 38(HPUE) Maximum Average Power [dBm]						
BW [MHz]	RB Size	RB Offset	Mod	Lowest	Middle	Highest
20	1	0	QPSK	25.16	25.14	25.27
20	1	49		25.14	25.18	25.28
20	1	99		25.19	25.28	25.41
20	50	0		24.30	24.28	24.39
20	50	24		24.27	24.29	24.44
20	50	50		24.27	24.29	24.40
20	100	0		24.18	24.29	24.42
20	1	0	16-QAM	24.44	24.44	24.58
20	1	49		24.40	24.23	24.60
20	1	99		24.43	24.58	24.73
20	50	0		23.37	23.39	23.53
20	50	24		23.39	23.40	23.54
20	50	50		23.38	23.40	23.52
20	100	0		23.31	23.37	23.52
20	1	0	64-QAM	23.36	23.37	23.48
20	1	49		23.33	23.34	23.48
20	1	99		23.37	23.50	23.60
20	50	0		22.39	22.36	22.50
20	50	24		22.37	22.38	22.50
20	50	50		22.33	22.39	22.52
20	100	0		22.31	22.38	22.53
15	1	0	QPSK	25.15	25.10	25.17
15	1	37		25.09	25.15	25.23
15	1	74		25.18	25.20	25.37
15	36	0		24.26	24.25	24.39
15	36	20		24.21	24.26	24.39
15	36	39		24.25	24.26	24.36
15	75	0		24.11	24.21	24.34
15	1	0	16-QAM	24.40	24.41	24.50
15	1	37		24.36	24.13	24.52
15	1	74		24.43	24.50	24.64
15	36	0		23.29	23.37	23.50
15	36	20		23.30	23.36	23.52
15	36	39		23.37	23.35	23.42
15	75	0		23.30	23.28	23.42
15	1	0	64-QAM	23.36	23.34	23.40
15	1	37		23.30	23.28	23.39
15	1	74		23.31	23.45	23.54
15	36	0		22.33	22.27	22.47
15	36	20		22.35	22.30	22.41
15	36	39		22.29	22.36	22.47
15	75	0		22.30	22.38	22.44



LTE Band 38 Maximum Average Power [dBm]						
BW [MHz]	RB Size	RB Offset	Mod	Lowest	Middle	Highest
10	1	0	QPSK	25.11	25.12	25.27
10	1	25		25.13	25.13	25.23
10	1	49		25.10	25.23	25.32
10	25	0		24.25	24.20	24.37
10	25	12		24.21	24.29	24.41
10	25	25		24.24	24.22	24.30
10	50	0		24.16	24.27	24.34
10	1	0	16-QAM	24.42	24.35	24.52
10	1	25		24.35	24.20	24.59
10	1	49		24.41	24.55	24.70
10	25	0		23.27	23.35	23.49
10	25	12		23.34	23.38	23.51
10	25	25		23.34	23.37	23.43
10	50	0		23.31	23.34	23.42
10	1	0	64-QAM	23.30	23.33	23.44
10	1	25		23.29	23.29	23.44
10	1	49		23.29	23.50	23.52
10	25	0		22.31	22.32	22.48
10	25	12		22.34	22.34	22.43
10	25	25		22.32	22.30	22.45
10	50	0		22.25	22.34	22.43
5	1	0	QPSK	25.12	25.09	25.21
5	1	12		25.04	25.12	25.21
5	1	24		25.14	25.21	25.38
5	12	0		24.24	24.27	24.29
5	12	7		24.26	24.20	24.34
5	12	13		24.27	24.29	24.35
5	25	0		24.09	24.20	24.38
5	1	0	16-QAM	24.37	24.36	24.57
5	1	12		24.30	24.17	24.51
5	1	24		24.38	24.57	24.68
5	12	0		23.33	23.32	23.48
5	12	7		23.30	23.33	23.51
5	12	13		23.28	23.33	23.48
5	25	0		23.21	23.33	23.44
5	1	0	64-QAM	23.36	23.36	23.42
5	1	12		23.28	23.31	23.47
5	1	24		23.35	23.42	23.55
5	12	0		22.33	22.27	22.41
5	12	7		22.29	22.35	22.46
5	12	13		22.27	22.37	22.42
5	25	0		22.23	22.35	22.52



LTE Band 5_CA Maximum Average Power [dBm]								
BW [MHz]	PCC		SCC		Mod	Lowest	Middle	Highest
	RB Size	RB Offset	RB Size	RB Offset				
10+10	50	0	50	0	QPSK	22.90	22.78	22.84
10+10	1	0	1	49		13.68	13.90	13.95
10+10	1	49	1	0		24.48	24.75	24.78
10+10	50	0	50	0	16-QAM	21.92	21.89	21.93
10+10	1	0	1	49		14.42	14.00	14.51
10+10	1	49	1	0		23.84	23.85	24.24
10+10	50	0	50	0	64-QAM	21.89	21.85	21.92
10+10	1	0	1	49		14.35	13.93	14.39
10+10	1	49	1	0		21.80	21.81	22.05
10+5	50	0	25	0	QPSK	22.87	22.91	22.81
10+5	1	0	1	24		14.39	14.38	14.40
10+5	1	49	1	0		24.77	24.74	24.78
10+5	50	0	25	0	16-QAM	21.90	21.88	21.93
10+5	1	0	1	24		14.48	14.46	14.47
10+5	1	49	1	0		23.84	23.83	23.83
10+5	50	0	25	0	64-QAM	21.95	21.91	21.82
10+5	1	0	1	24		14.42	14.44	14.41
10+5	1	49	1	0		21.81	24.72	21.79
5+10	25	0	50	0	QPSK	22.76	22.84	22.84
5+10	1	0	1	49		13.68	13.90	13.95
5+10	1	24	1	0		24.48	24.75	24.74
5+10	25	0	50	0	16-QAM	21.92	21.89	21.93
5+10	1	0	1	49		14.42	14.00	14.51
5+10	1	24	1	0		23.84	23.85	24.24
5+10	25	0	50	0	64-QAM	21.89	21.85	21.92
5+10	1	0	1	49		14.35	13.93	14.39
5+10	1	24	1	0		21.80	21.81	21.88



LTE Band 66B_CA Maximum Average Power [dBm]								
BW [MHz]	PCC		SCC		Mod	Lowest	Middle	Highest
	RB Size	RB Offset	RB Size	RB Offset				
10+10	50	0	50	0	QPSK	22.60	22.56	22.47
10+10	1	0	1	49		13.66	13.53	13.49
10+10	1	49	1	0		24.58	24.55	24.54
10+10	50	0	50	0	16-QAM	21.71	21.62	21.54
10+10	1	0	1	49		13.76	13.65	13.65
10+10	1	49	1	0		23.72	23.68	23.62
10+10	50	0	50	0	64-QAM	21.69	21.63	21.58
10+10	1	0	1	49		13.69	13.59	13.55
10+10	1	49	1	0		21.73	21.68	21.56
15+5	75	0	25	0	QPSK	22.81	22.69	22.61
15+5	1	0	1	24		14.04	13.90	14.37
15+5	1	74	1	0		24.55	24.52	24.42
15+5	75	0	25	0	16-QAM	21.83	21.74	21.67
15+5	1	0	1	24		14.20	14.04	14.52
15+5	1	74	1	0		23.67	23.59	23.55
15+5	75	0	25	0	64-QAM	21.83	21.74	21.66
15+5	1	0	1	24		14.08	13.93	14.30
15+5	1	74	1	0		21.59	21.57	21.51
5+15	25	0	75	0	QPSK	22.85	22.67	22.60
5+15	1	0	1	74		14.07	13.85	14.36
5+15	1	24	1	0		24.62	24.55	24.42
5+15	25	0	75	0	16-QAM	21.78	21.75	21.65
5+15	1	0	1	74		14.22	14.01	14.55
5+15	1	24	1	0		23.62	23.59	23.58
5+15	25	0	75	0	64-QAM	21.80	21.76	21.62
5+15	1	0	1	74		14.11	13.93	14.35
5+15	1	24	1	0		21.59	21.59	21.55



LTE Band 66B_CA Maximum Average Power [dBm]								
BW [MHz]	PCC		SCC		Mod	Lowest	Middle	Highest
	RB Size	RB Offset	RB Size	RB Offset				
10+5	50	0	25	0	QPSK	22.59	22.66	22.63
10+5	1	0	1	24		13.99	13.90	14.38
10+5	1	49	1	0		24.54	24.56	24.43
10+5	50	0	25	0	16-QAM	21.85	21.75	21.71
10+5	1	0	1	24		14.21	14.06	14.47
10+5	1	49	1	0		23.66	23.57	23.50
10+5	50	0	25	0	64-QAM	21.83	21.71	21.70
10+5	1	0	1	24		14.05	13.88	14.29
10+5	1	49	1	0		21.62	21.60	21.56
5+10	25	0	50	0	QPSK	22.55	22.71	22.59
5+10	1	0	1	49		14.07	13.94	14.36
5+10	1	24	1	0		24.54	24.55	24.46
5+10	25	0	50	0	16-QAM	21.86	21.78	21.62
5+10	1	0	1	49		14.16	14.03	14.56
5+10	1	24	1	0		23.63	23.61	23.59
5+10	25	0	50	0	64-QAM	21.81	21.75	21.65
5+10	1	0	1	49		14.04	13.93	14.28
5+10	1	24	1	0		21.60	21.57	21.50
5+5	25	0	25	0	QPSK	23.99	23.61	23.58
5+5	1	0	1	24		21.46	21.35	21.17
5+5	1	24	1	0		24.55	24.56	24.42
5+5	25	0	25	0	16-QAM	23.08	22.71	22.86
5+5	1	0	1	24		20.58	20.47	20.58
5+5	1	24	1	0		24.60	24.43	24.46
5+5	25	0	25	0	64-QAM	23.15	22.68	22.81
5+5	1	0	1	24		19.50	19.38	19.51
5+5	1	24	1	0		22.68	22.47	23.51



LTE Band 66C_CA Maximum Average Power [dBm]								
BW [MHz]	PCC		SCC		Mod	Lowest	Middle	Highest
	RB Size	RB Offset	RB Size	RB Offset				
20+20	100	0	100	0	QPSK	22.59	22.52	22.48
20+20	1	0	1	99		15.51	15.43	15.34
20+20	1	99	1	0		24.42	24.44	24.41
20+20	100	0	100	0	16-QAM	21.65	21.55	21.54
20+20	1	0	1	99		15.66	15.54	15.51
20+20	1	99	1	0		23.57	23.55	23.52
20+20	100	0	100	0	64-QAM	21.68	21.39	21.35
20+20	1	0	1	99		15.81	15.77	15.68
20+20	1	99	1	0		21.56	21.54	21.46
20+15	100	0	75	0	QPSK	22.59	22.49	22.45
20+15	1	0	1	74		15.42	15.33	15.36
20+15	1	74	1	0		24.53	24.39	24.38
20+15	100	0	75	0	16-QAM	21.63	21.54	21.48
20+15	1	0	1	74		15.53	15.56	15.47
20+15	1	74	1	0		23.59	23.54	23.45
20+15	100	0	75	0	64-QAM	21.63	21.45	21.50
20+15	1	0	1	74		15.92	15.37	15.37
20+15	1	74	1	0		21.56	21.47	21.39
15+20	75	0	100	0	QPSK	22.62	22.46	22.48
15+20	1	0	1	99		15.46	15.36	15.31
15+20	1	74	1	0		24.48	24.38	24.37
15+20	75	0	100	0	16-QAM	21.59	21.56	21.51
15+20	1	0	1	99		15.48	15.53	15.43
15+20	1	74	1	0		23.58	23.53	23.44
15+20	75	0	100	0	64-QAM	21.58	21.45	21.45
15+20	1	0	1	99		15.89	15.36	15.41
15+20	1	74	1	0		21.60	21.48	21.36



LTE Band 66C_CA Maximum Average Power [dBm]								
BW [MHz]	PCC		SCC		Mod	Lowest	Middle	Highest
	RB Size	RB Offset	RB Size	RB Offset				
20+10	100	0	50	0	QPSK	22.66	22.45	22.49
20+10	1	0	1	49		15.47	15.30	15.32
20+10	1	99	1	0		24.51	24.38	24.34
20+10	100	0	50	0	16-QAM	21.66	21.49	21.53
20+10	1	0	1	49		15.51	15.60	15.44
20+10	1	99	1	0		23.56	23.51	23.43
20+10	100	0	50	0	64-QAM	21.66	21.41	21.53
20+10	1	0	1	49		15.88	15.34	15.38
20+10	1	99	1	0		21.52	21.44	21.43
10+20	50	0	100	0	QPSK	22.62	22.52	22.44
10+20	1	0	1	99		15.40	15.36	15.41
10+20	1	49	1	0		24.49	24.41	24.33
10+20	50	0	100	0	16-QAM	21.59	21.53	21.48
10+20	1	0	1	99		15.56	15.57	15.50
10+20	1	49	1	0		23.59	23.56	23.42
10+20	50	0	100	0	64-QAM	21.65	21.43	21.50
10+20	1	0	1	99		15.88	15.42	15.35
10+20	1	49	1	0		21.61	21.47	21.35
20+5	100	0	25	0	QPSK	22.65	22.52	22.40
20+5	1	0	1	24		15.47	15.35	15.36
20+5	1	99	1	0		24.46	24.34	24.40
20+5	100	0	25	0	16-QAM	21.67	21.49	21.51
20+5	1	0	1	24		15.53	15.55	15.46
20+5	1	99	1	0		23.54	23.52	23.50
20+5	100	0	25	0	64-QAM	21.67	21.44	21.52
20+5	1	0	1	24		15.95	15.41	15.37
20+5	1	99	1	0		21.58	21.52	21.43
5+20	25	0	100	0	QPSK	22.63	22.44	22.48
5+20	1	0	1	99		15.40	15.33	15.33
5+20	1	24	1	0		24.45	24.41	24.34
5+20	25	0	100	0	16-QAM	21.64	21.49	21.47
5+20	1	0	1	99		15.57	15.53	15.51
5+20	1	24	1	0		23.57	23.52	23.41
5+20	25	0	100	0	64-QAM	21.62	21.49	21.47
5+20	1	0	1	99		15.93	15.39	15.37
5+20	1	24	1	0		21.59	21.48	21.39



LTE Band 66C_CA Maximum Average Power [dBm]								
BW [MHz]	PCC		SCC		Mod	Lowest	Middle	Highest
	RB Size	RB Offset	RB Size	RB Offset				
15+10	75	0	50	0	QPSK	22.59	22.46	22.47
15+10	1	0	1	49		15.38	15.31	15.35
15+10	1	74	1	0		24.52	24.34	24.39
15+10	75	0	50	0	16-QAM	21.66	21.50	21.53
15+10	1	0	1	49		15.48	15.55	15.49
15+10	1	74	1	0		23.56	23.51	23.41
15+10	75	0	50	0	64-QAM	21.64	21.42	21.55
15+10	1	0	1	49		15.89	15.39	15.34
15+10	1	74	1	0		21.58	21.43	21.42
10+15	50	0	75	0	QPSK	22.62	22.49	22.43
10+15	1	0	1	74		15.37	15.34	15.41
10+15	1	49	1	0		24.47	24.34	24.33
10+15	50	0	75	0	16-QAM	21.62	21.51	21.51
10+15	1	0	1	74		15.51	15.60	15.47
10+15	1	49	1	0		23.62	23.52	23.43
10+15	50	0	75	0	64-QAM	21.61	21.41	21.46
10+15	1	0	1	74		15.89	15.33	15.34
10+15	1	49	1	0		21.61	21.48	21.37
15+15	75	0	75	0	QPSK	22.59	22.47	22.50
15+15	1	0	1	74		15.37	15.30	15.35
15+15	1	74	1	0		24.48	24.43	24.34
15+15	75	0	75	0	16-QAM	21.61	21.56	21.53
15+15	1	0	1	74		15.57	15.54	15.52
15+15	1	74	1	0		23.58	23.49	23.47
15+15	75	0	75	0	64-QAM	21.64	21.48	21.53
15+15	1	0	1	74		15.95	15.42	15.33
15+15	1	74	1	0		21.61	21.43	21.37



LTE Band 41_CA Maximum Average Power [dBm]								
BW [MHz]	PCC		SCC		Mod	Lowest	Middle	Highest
	RB Size	RB Offset	RB Size	RB Offset				
20+20	100	0	100	0	QPSK	21.70	21.65	21.40
20+20	1	0	1	99		9.04	9.13	8.73
20+20	1	99	1	0		23.88	23.80	23.69
20+20	100	0	100	0	16-QAM	20.74	20.71	20.46
20+20	1	0	1	99		9.15	9.27	8.88
20+20	1	99	1	0		22.85	22.79	22.71
20+20	100	0	100	0	64-QAM	20.75	20.73	20.42
20+20	1	0	1	99		8.95	9.03	8.64
20+20	1	99	1	0		20.62	20.51	20.45
20+15	100	0	75	0	QPSK	21.53	21.49	21.33
20+15	1	0	1	74		8.92	9.08	8.78
20+15	1	99	1	0		23.70	23.61	23.53
20+15	100	0	75	0	16-QAM	20.57	20.57	20.38
20+15	1	0	1	74		9.02	9.21	8.92
20+15	1	99	1	0		22.70	22.63	22.55
20+15	100	0	75	0	64-QAM	20.59	20.56	20.36
20+15	1	0	1	74		8.80	8.98	8.64
20+15	1	99	1	0		20.44	20.31	20.27
15+20	75	0	100	0	QPSK	21.57	21.57	21.24
15+20	1	0	1	99		8.90	9.04	8.87
15+20	1	74	1	0		23.66	23.55	23.45
15+20	75	0	100	0	16-QAM	20.67	20.65	20.33
15+20	1	0	1	99		8.98	9.30	8.92
15+20	1	74	1	0		22.80	22.55	22.60
15+20	75	0	100	0	64-QAM	20.54	20.51	20.43
15+20	1	0	1	99		8.83	9.04	8.59
15+20	1	74	1	0		20.35	20.37	20.20



LTE Band 41_CA Maximum Average Power [dBm]								
BW [MHz]	PCC		SCC		Mod	Lowest	Middle	Highest
	RB Size	RB Offset	RB Size	RB Offset				
20+10	100	0	50	0	QPSK	21.53	21.43	21.37
20+10	1	0	1	49		8.93	9.18	8.83
20+10	1	99	1	0		23.70	23.61	23.51
20+10	100	0	50	0	16-QAM	20.62	20.66	20.44
20+10	1	0	1	49		9.02	9.26	8.89
20+10	1	99	1	0		22.80	22.68	22.47
20+10	100	0	50	0	64-QAM	20.50	20.61	20.26
20+10	1	0	1	49		8.80	9.00	8.72
20+10	1	99	1	0		20.54	20.28	20.23
10+20	50	0	100	0	QPSK	21.52	21.49	21.32
10+20	1	0	1	99		8.85	9.15	8.69
10+20	1	49	1	0		23.61	23.67	23.59
10+20	50	0	100	0	16-QAM	20.54	20.58	20.40
10+20	1	0	1	99		9.03	9.25	9.00
10+20	1	49	1	0		22.68	22.67	22.49
10+20	50	0	100	0	64-QAM	20.51	20.57	20.33
10+20	1	0	1	99		8.81	8.98	8.72
10+20	1	49	1	0		20.53	20.29	20.20
20+5	100	0	25	0	QPSK	21.58	21.48	21.36
20+5	1	0	1	24		9.00	9.04	8.77
20+5	1	99	1	0		23.63	23.58	23.53
20+5	100	0	25	0	16-QAM	20.62	20.56	20.28
20+5	1	0	1	24		9.06	9.12	8.89
20+5	1	99	1	0		22.66	22.53	22.47
20+5	100	0	25	0	64-QAM	20.62	20.52	20.45
20+5	1	0	1	24		8.85	9.00	8.69
20+5	1	99	1	0		20.42	20.33	20.28
5+20	25	0	100	0	QPSK	21.44	21.52	21.28
5+20	1	0	1	99		8.83	8.99	8.74
5+20	1	24	1	0		23.63	23.58	23.59
5+20	25	0	100	0	16-QAM	20.60	20.65	20.36
5+20	1	0	1	99		9.04	9.17	8.89
5+20	1	24	1	0		22.79	22.57	22.45
5+20	25	0	100	0	64-QAM	20.56	20.55	20.40
5+20	1	0	1	99		8.86	8.92	8.68
5+20	1	24	1	0		20.50	20.26	20.18



LTE Band 41_CA Maximum Average Power [dBm]								
BW [MHz]	PCC		SCC		Mod	Lowest	Middle	Highest
	RB Size	RB Offset	RB Size	RB Offset				
15+10	75	0	50	0	QPSK	21.44	21.53	21.37
15+10	1	0	1	49		8.84	9.03	8.83
15+10	1	74	1	0		23.63	23.69	23.61
15+10	75	0	50	0	16-QAM	20.47	20.65	20.47
15+10	1	0	1	49		8.94	9.28	8.83
15+10	1	74	1	0		22.73	22.56	22.53
15+10	75	0	50	0	64-QAM	20.54	20.50	20.31
15+10	1	0	1	49		8.73	8.99	8.56
15+10	1	74	1	0		20.51	20.38	20.37
10+15	50	0	75	0	QPSK	21.63	21.52	21.30
10+15	1	0	1	74		8.84	9.12	8.85
10+15	1	49	1	0		23.64	23.59	23.50
10+15	50	0	75	0	16-QAM	20.66	20.49	20.41
10+15	1	0	1	74		9.10	9.12	8.94
10+15	1	49	1	0		22.72	22.60	22.56
10+15	50	0	75	0	64-QAM	20.53	20.51	20.42
10+15	1	0	1	74		8.75	8.89	8.74
10+15	1	49	1	0		20.36	20.21	20.37
15+15	75	0	75	0	QPSK	21.60	21.58	21.30
15+15	1	0	1	74		8.86	9.14	8.76
15+15	1	74	1	0		23.69	23.56	23.60
15+15	75	0	75	0	16-QAM	20.47	20.50	20.38
15+15	1	0	1	74		9.11	9.18	8.82
15+15	1	74	1	0		22.67	22.65	22.62
15+15	75	0	75	0	64-QAM	20.52	20.46	20.33
15+15	1	0	1	74		8.87	8.98	8.74
15+15	1	74	1	0		20.42	20.29	20.18



LTE Band 7_CA Maximum Average Power [dBm]								
BW [MHz]	PCC		SCC		Mod	Lowest	Middle	Highest
	RB Size	RB Offset	RB Size	RB Offset				
20+20	100	0	100	0	QPSK	21.74	21.72	21.67
20+20	1	0	1	99		14.46	14.62	14.96
20+20	1	99	1	0		23.69	23.67	23.31
20+20	100	0	100	0	16-QAM	20.77	20.79	20.75
20+20	1	0	1	99		14.69	14.86	15.11
20+20	1	99	1	0		22.81	22.82	22.66
20+20	100	0	100	0	64-QAM	20.57	20.83	20.71
20+20	1	0	1	99		14.56	14.54	15.04
20+20	1	99	1	0		20.74	20.81	20.63
20+15	100	0	75	0	QPSK	21.75	21.75	21.67
20+15	1	0	1	74		14.77	14.67	14.52
20+15	1	99	1	0		23.66	23.69	23.50
20+15	100	0	75	0	16-QAM	20.82	20.77	20.71
20+15	1	0	1	74		14.67	14.72	14.76
20+15	1	99	1	0		22.81	22.81	22.63
20+15	100	0	75	0	64-QAM	20.80	20.80	20.74
20+15	1	0	1	74		14.61	14.74	14.60
20+15	1	99	1	0		20.78	20.79	20.62
15+20	75	0	100	0	QPSK	21.73	21.75	21.71
15+20	1	0	1	99		14.75	14.69	14.57
15+20	1	74	1	0		23.67	23.65	23.54
15+20	75	0	100	0	16-QAM	20.82	20.72	20.69
15+20	1	0	1	99		14.64	14.77	14.74
15+20	1	74	1	0		22.85	22.79	22.63
15+20	75	0	100	0	64-QAM	20.84	20.77	20.72
15+20	1	0	1	99		14.64	14.78	14.63
15+20	1	74	1	0		20.73	20.83	20.67



LTE Band 7_CA Maximum Average Power [dBm]								
BW [MHz]	PCC		SCC		Mod	Lowest	Middle	Highest
	RB Size	RB Offset	RB Size	RB Offset				
20+10	100	0	75	0	QPSK	21.75	21.75	21.67
20+10	1	0	1	74		14.77	14.71	14.52
20+10	1	99	1	0		23.64	23.61	23.53
20+10	100	0	75	0	16-QAM	20.82	20.82	20.67
20+10	1	0	1	74		14.64	14.71	14.79
20+10	1	99	1	0		22.83	22.86	22.61
20+10	100	0	75	0	64-QAM	20.75	20.75	20.69
20+10	1	0	1	74		14.61	14.69	14.58
20+10	1	99	1	0		20.73	20.80	20.65
10+20	75	0	100	0	QPSK	21.67	21.75	21.68
10+20	1	0	1	99		14.78	14.69	14.47
10+20	1	74	1	0		23.59	23.65	23.48
10+20	75	0	100	0	16-QAM	20.77	20.75	20.70
10+20	1	0	1	99		14.70	14.71	14.75
10+20	1	74	1	0		22.85	22.79	22.61
10+20	75	0	100	0	64-QAM	20.76	20.83	20.71
10+20	1	0	1	99		14.62	14.72	14.56
10+20	1	74	1	0		20.79	20.80	20.61
15+15	75	0	100	0	QPSK	21.70	21.76	21.72
15+15	1	0	1	99		14.80	14.64	14.48
15+15	1	74	1	0		23.63	23.57	23.45
15+15	75	0	100	0	16-QAM	20.82	20.74	20.74
15+15	1	0	1	99		14.72	14.70	14.71
15+15	1	74	1	0		22.86	22.85	22.60
15+15	75	0	100	0	64-QAM	20.79	20.79	20.74
15+15	1	0	1	99		14.56	14.73	14.61
15+15	1	74	1	0		20.76	20.84	20.61
15+10	75	0	100	0	QPSK	21.73	21.78	21.64
15+10	1	0	1	99		14.79	14.62	14.48
15+10	1	74	1	0		23.58	23.62	23.55
15+10	75	0	100	0	16-QAM	20.85	20.79	20.75
15+10	1	0	1	99		14.66	14.69	14.76
15+10	1	74	1	0		22.84	22.81	22.61
15+10	75	0	100	0	64-QAM	20.80	20.75	20.71
15+10	1	0	1	99		14.66	14.69	14.58
15+10	1	74	1	0		20.83	20.75	20.67



<ASDIV Antenna>

LTE Band 2 Maximum Average Power [dBm]						
BW [MHz]	RB Size	RB Offset	Mod	Lowest	Middle	Highest
20	1	0	QPSK	24.79	24.79	24.20
20	1	49		24.39	24.90	24.42
20	1	99		24.51	24.18	24.46
20	50	0		23.92	23.93	22.94
20	50	24		23.52	23.95	23.57
20	50	50		23.38	23.94	23.97
20	100	0		23.61	23.94	23.80
20	1	0	16-QAM	24.09	24.13	23.50
20	1	49		23.74	24.25	23.35
20	1	99		23.84	23.55	23.86
20	50	0		23.02	23.01	22.02
20	50	24		22.63	23.06	22.62
20	50	50		22.44	22.99	23.07
20	100	0		22.68	23.00	22.86
20	1	0	64-QAM	23.05	23.02	22.30
20	1	49		22.56	23.12	22.10
20	1	99		22.72	22.51	22.94
20	50	0		21.98	22.03	20.99
20	50	24		21.62	22.04	21.49
20	50	50		21.43	22.01	22.06
20	100	0		21.67	22.02	21.90
15	1	0	QPSK	24.79	24.92	23.75
15	1	37		24.64	24.93	24.80
15	1	74		24.22	24.73	24.38
15	36	0		23.83	23.98	23.23
15	36	20		23.74	24.02	24.05
15	36	39		23.41	23.94	23.98
15	75	0		23.70	23.98	23.94
15	1	0	16-QAM	24.09	24.25	23.09
15	1	37		23.94	24.20	24.05
15	1	74		23.53	24.05	23.77
15	36	0		22.89	23.06	22.29
15	36	20		22.85	23.07	23.10
15	36	39		22.51	23.00	23.08
15	75	0		22.76	23.04	23.01
15	1	0	64-QAM	23.04	23.17	22.01
15	1	37		22.90	23.14	22.87
15	1	74		22.46	23.07	22.81
15	36	0		21.92	22.03	21.20
15	36	20		21.86	22.08	22.05
15	36	39		21.47	22.03	22.06
15	75	0		21.76	22.03	21.85



LTE Band 2 Maximum Average Power [dBm]						
BW [MHz]	RB Size	RB Offset	Mod	Lowest	Middle	Highest
10	1	0	QPSK	24.91	25.04	24.32
10	1	25		24.80	24.94	25.06
10	1	49		24.36	24.97	24.27
10	25	0		23.85	23.99	24.01
10	25	12		23.88	24.03	24.02
10	25	25		23.67	23.96	24.07
10	50	0		23.83	23.98	23.95
10	1	0	16-QAM	24.20	24.39	23.67
10	1	25		24.08	24.28	24.38
10	1	49		23.70	24.25	23.65
10	25	0		22.95	23.10	23.09
10	25	12		22.95	23.08	23.09
10	25	25		22.83	23.04	23.14
10	50	0		22.94	23.08	23.09
10	1	0	64-QAM	23.15	23.31	22.56
10	1	25		23.02	23.18	23.30
10	1	49		22.70	23.22	22.70
10	25	0		21.96	22.10	22.05
10	25	12		21.97	22.10	22.10
10	25	25		21.85	22.08	22.18
10	50	0		21.97	22.07	22.06
5	1	0	QPSK	24.82	24.96	25.06
5	1	12		24.84	24.97	25.05
5	1	24		24.78	24.91	24.21
5	12	0		23.89	23.98	24.12
5	12	7		23.89	24.02	24.14
5	12	13		23.83	23.98	23.74
5	25	0		23.83	23.98	24.04
5	1	0	16-QAM	24.12	24.25	24.37
5	1	12		24.14	24.28	24.34
5	1	24		24.08	24.23	23.50
5	12	0		22.97	23.08	23.17
5	12	7		22.97	23.08	23.19
5	12	13		22.94	23.05	22.91
5	25	0		22.94	23.05	23.16
5	1	0	64-QAM	23.08	23.18	23.31
5	1	12		23.10	23.19	23.30
5	1	24		23.02	23.11	22.56
5	12	0		21.98	22.09	22.20
5	12	7		21.99	22.10	22.23
5	12	13		21.96	22.08	22.00
5	25	0		21.92	22.05	22.15



LTE Band 2 Maximum Average Power [dBm]						
BW [MHz]	RB Size	RB Offset	Mod	Lowest	Middle	Highest
3	1	0	QPSK	24.82	24.94	25.04
3	1	8		24.83	24.96	24.59
3	1	14		24.79	24.92	24.15
3	8	0		23.90	24.00	24.08
3	8	4		23.90	24.03	23.82
3	8	7		23.90	23.98	23.56
3	15	0		23.84	23.98	23.80
3	1	0	16-QAM	24.09	24.24	24.29
3	1	8		24.14	24.25	23.94
3	1	14		24.08	24.20	23.50
3	8	0		23.00	23.06	23.21
3	8	4		23.03	23.12	23.01
3	8	7		22.96	23.09	22.76
3	15	0		22.95	23.05	22.99
3	1	0	64-QAM	23.05	23.16	23.31
3	1	8		23.07	23.18	23.00
3	1	14		23.04	23.14	22.57
3	8	0		21.97	22.09	22.18
3	8	4		22.02	22.14	22.04
3	8	7		21.96	22.08	21.79
3	15	0		21.91	22.04	22.02
1.4	1	0	QPSK	24.79	24.91	24.54
1.4	1	3		24.83	24.96	24.37
1.4	1	5		24.77	24.90	24.09
1.4	3	0		24.80	24.94	24.45
1.4	3	1		24.88	24.96	24.41
1.4	3	3		24.84	24.92	24.19
1.4	6	0		23.80	23.92	23.42
1.4	1	0	16-QAM	24.08	24.23	23.82
1.4	1	3		24.13	24.30	23.61
1.4	1	5		24.10	24.23	23.42
1.4	3	0		23.90	24.00	23.59
1.4	3	1		23.92	24.07	23.52
1.4	3	3		23.89	24.01	23.36
1.4	6	0		22.96	23.06	22.66
1.4	1	0	64-QAM	23.04	23.11	22.89
1.4	1	3		23.08	23.18	22.67
1.4	1	5		23.02	23.12	22.50
1.4	3	0		23.01	23.11	22.85
1.4	3	1		23.09	23.17	22.83
1.4	3	3		23.01	23.13	22.60
1.4	6	0		21.90	22.00	21.66



LTE Band 25 Maximum Average Power [dBm]						
BW [MHz]	RB Size	RB Offset	Mod	Lowest	Middle	Highest
20	1	0	QPSK	25.24	25.15	24.93
20	1	49		25.05	25.00	24.92
20	1	99		24.90	24.62	24.10
20	50	0		24.17	24.11	23.99
20	50	24		24.10	24.13	24.03
20	50	50		23.97	24.06	24.02
20	100	0		24.14	24.06	24.01
20	1	0	16-QAM	24.41	24.36	23.45
20	1	49		24.24	24.33	24.28
20	1	99		24.33	24.07	23.00
20	50	0		23.23	23.14	23.07
20	50	24		23.19	23.18	23.09
20	50	50		22.97	23.14	23.06
20	100	0		23.19	23.14	23.03
20	1	0	64-QAM	23.35	23.30	22.29
20	1	49		23.12	23.25	23.17
20	1	99		23.18	23.01	21.95
20	50	0		22.24	22.16	22.01
20	50	24		22.15	22.20	22.10
20	50	50		21.99	22.14	22.08
20	100	0		22.17	22.14	22.05
15	1	0	QPSK	25.11	25.04	24.84
15	1	37		25.08	25.02	25.05
15	1	74		24.74	24.99	23.78
15	36	0		24.17	24.07	24.02
15	36	20		24.23	24.10	24.02
15	36	39		23.96	24.07	23.56
15	75	0		24.14	24.09	24.03
15	1	0	16-QAM	24.41	24.36	24.21
15	1	37		24.37	24.33	24.37
15	1	74		24.08	24.24	23.01
15	36	0		23.21	23.13	23.08
15	36	20		23.24	23.18	23.10
15	36	39		23.08	23.14	22.73
15	75	0		23.21	23.15	23.07
15	1	0	64-QAM	23.34	23.25	23.05
15	1	37		23.29	23.24	23.26
15	1	74		23.06	23.19	22.07
15	36	0		22.26	22.18	22.09
15	36	20		22.28	22.18	22.11
15	36	39		22.01	22.15	21.70
15	75	0		22.21	22.12	22.05



LTE Band 25 Maximum Average Power [dBm]						
BW [MHz]	RB Size	RB Offset	Mod	Lowest	Middle	Highest
10	1	0	QPSK	25.23	25.16	25.02
10	1	25		25.12	25.06	24.30
10	1	49		24.92	25.08	23.78
10	25	0		24.20	24.12	24.04
10	25	12		24.21	24.11	23.78
10	25	25		24.16	24.10	23.05
10	50	0		24.15	24.11	23.84
10	1	0	16-QAM	24.51	24.52	24.29
10	1	25		24.41	24.42	23.81
10	1	49		24.25	24.42	23.18
10	25	0		23.27	23.20	23.09
10	25	12		23.27	23.20	22.97
10	25	25		23.23	23.15	22.21
10	50	0		23.25	23.17	22.95
10	1	0	64-QAM	23.43	23.35	23.17
10	1	25		23.37	23.24	22.96
10	1	49		23.26	23.29	22.09
10	25	0		22.27	22.20	22.10
10	25	12		22.31	22.21	21.98
10	25	25		22.25	22.17	21.14
10	50	0		22.27	22.19	21.91
5	1	0	QPSK	25.13	25.07	24.38
5	1	12		25.16	25.09	23.88
5	1	24		25.10	25.03	23.84
5	12	0		24.22	24.11	23.18
5	12	7		24.21	24.14	22.90
5	12	13		24.15	24.09	22.82
5	25	0		24.17	24.10	23.00
5	1	0	16-QAM	24.43	24.32	23.75
5	1	12		24.45	24.35	23.06
5	1	24		24.36	24.32	23.16
5	12	0		23.27	23.17	22.32
5	12	7		23.28	23.16	22.07
5	12	13		23.24	23.14	21.95
5	25	0		23.25	23.17	22.14
5	1	0	64-QAM	23.37	23.28	22.82
5	1	12		23.36	23.29	22.08
5	1	24		23.30	23.23	22.03
5	12	0		22.31	22.22	21.41
5	12	7		22.31	22.22	21.10
5	12	13		22.29	22.17	20.96
5	25	0		22.23	22.17	21.05



LTE Band 25 Maximum Average Power [dBm]						
BW [MHz]	RB Size	RB Offset	Mod	Lowest	Middle	Highest
3	1	0	QPSK	25.13	25.07	23.81
3	1	8		25.14	25.07	23.74
3	1	14		25.12	25.04	23.86
3	8	0		24.20	24.13	22.86
3	8	4		24.23	24.15	22.83
3	8	7		24.18	24.10	22.84
3	15	0		24.16	24.10	22.85
3	1	0	16-QAM	24.44	24.33	23.13
3	1	8		24.42	24.37	22.93
3	1	14		24.39	24.31	23.17
3	8	0		23.31	23.19	22.00
3	8	4		23.33	23.21	21.96
3	8	7		23.30	23.19	21.97
3	15	0		23.23	23.17	21.98
3	1	0	64-QAM	23.35	23.21	22.16
3	1	8		23.36	23.27	21.88
3	1	14		23.31	23.20	22.12
3	8	0		22.30	22.18	20.92
3	8	4		22.33	22.23	20.83
3	8	7		22.29	22.20	20.78
3	15	0		22.27	22.17	20.90
1.4	1	0	QPSK	25.08	25.01	23.70
1.4	1	3		25.15	25.09	23.74
1.4	1	5		25.08	25.01	23.75
1.4	3	0		25.12	25.05	23.71
1.4	3	1		25.16	25.10	23.82
1.4	3	3		25.12	25.05	23.79
1.4	6	0		24.12	24.07	22.73
1.4	1	0	16-QAM	24.37	24.32	22.89
1.4	1	3		24.45	24.42	22.87
1.4	1	5		24.36	24.28	22.99
1.4	3	0		24.20	24.10	22.74
1.4	3	1		24.22	24.18	22.81
1.4	3	3		24.18	24.11	22.82
1.4	6	0		23.26	23.18	21.97
1.4	1	0	64-QAM	23.32	23.20	21.85
1.4	1	3		23.36	23.27	21.77
1.4	1	5		23.29	23.17	21.92
1.4	3	0		23.33	23.21	21.91
1.4	3	1		23.37	23.26	22.00
1.4	3	3		23.31	23.20	22.00
1.4	6	0		22.21	22.12	20.74



LTE Band 4 Maximum Average Power [dBm]						
BW [MHz]	RB Size	RB Offset	Mod	Lowest	Middle	Highest
20	1	0	QPSK	24.97	24.89	24.94
20	1	49		24.97	24.92	24.95
20	1	99		24.81	24.92	24.85
20	50	0		24.12	23.92	24.00
20	50	24		24.08	24.01	24.03
20	50	50		23.94	23.96	23.97
20	100	0		24.04	23.94	23.91
20	1	0	16-QAM	24.26	24.22	24.21
20	1	49		24.23	24.14	24.27
20	1	99		24.14	24.24	24.16
20	50	0		23.17	23.03	23.04
20	50	24		23.17	23.09	23.13
20	50	50		23.04	23.02	23.07
20	100	0		23.12	23.02	22.98
20	1	0	64-QAM	23.23	23.17	23.14
20	1	49		23.20	23.11	23.19
20	1	99		23.13	23.14	23.10
20	50	0		22.17	22.03	22.05
20	50	24		22.17	22.10	22.12
20	50	50		22.06	22.01	22.06
20	100	0		22.14	22.05	22.00
15	1	0	QPSK	24.97	24.86	25.04
15	1	37		25.02	24.93	24.97
15	1	74		24.91	24.85	24.89
15	36	0		23.99	23.96	24.04
15	36	20		24.14	24.05	24.06
15	36	39		24.11	24.01	23.99
15	75	0		24.11	23.96	24.03
15	1	0	16-QAM	24.30	24.18	24.33
15	1	37		24.29	24.17	24.30
15	1	74		24.22	24.15	24.21
15	36	0		23.07	23.04	23.13
15	36	20		23.18	23.10	23.10
15	36	39		23.12	23.02	23.03
15	75	0		23.15	23.06	23.08
15	1	0	64-QAM	23.24	23.19	23.27
15	1	37		23.26	23.14	23.21
15	1	74		23.16	23.08	23.09
15	36	0		22.10	22.07	22.13
15	36	20		22.20	22.13	22.14
15	36	39		22.19	22.05	22.09
15	75	0		22.15	22.04	22.09



LTE Band 4 Maximum Average Power [dBm]						
BW [MHz]	RB Size	RB Offset	Mod	Lowest	Middle	Highest
10	1	0	QPSK	25.02	24.87	25.02
10	1	25		24.97	24.89	25.00
10	1	49		25.02	24.90	24.92
10	25	0		24.05	23.97	24.04
10	25	12		24.07	24.03	24.03
10	25	25		24.12	23.97	24.00
10	50	0		24.14	23.92	24.01
10	1	0	16-QAM	24.33	24.18	24.38
10	1	25		24.28	24.22	24.31
10	1	49		24.30	24.18	24.25
10	25	0		23.14	23.07	23.12
10	25	12		23.13	23.13	23.14
10	25	25		23.16	23.05	23.08
10	50	0		23.23	23.04	23.13
10	1	0	64-QAM	23.26	23.16	23.29
10	1	25		23.19	23.15	23.22
10	1	49		23.26	23.12	23.14
10	25	0		22.15	22.08	22.16
10	25	12		22.12	22.14	22.12
10	25	25		22.18	22.08	22.09
10	50	0		22.24	22.06	22.10
5	1	0	QPSK	24.99	24.89	24.98
5	1	12		24.99	24.93	24.99
5	1	24		24.95	24.88	24.93
5	12	0		24.05	24.00	24.04
5	12	7		24.05	24.04	24.02
5	12	13		24.05	24.04	23.96
5	25	0		24.05	23.99	24.02
5	1	0	16-QAM	24.29	24.16	24.28
5	1	12		24.30	24.22	24.28
5	1	24		24.22	24.19	24.22
5	12	0		23.14	23.10	23.09
5	12	7		23.15	23.12	23.13
5	12	13		23.07	23.05	23.06
5	25	0		23.08	23.09	23.07
5	1	0	64-QAM	23.24	23.17	23.20
5	1	12		23.21	23.19	23.20
5	1	24		23.15	23.11	23.14
5	12	0		22.15	22.14	22.15
5	12	7		22.20	22.17	22.14
5	12	13		22.12	22.10	22.08
5	25	0		22.13	22.10	22.08



LTE Band 4 Maximum Average Power [dBm]						
BW [MHz]	RB Size	RB Offset	Mod	Lowest	Middle	Highest
3	1	0	QPSK	24.99	24.93	24.97
3	1	8		25.00	24.92	24.96
3	1	14		24.97	24.91	24.90
3	8	0		24.03	24.02	24.01
3	8	4		24.10	24.05	24.02
3	8	7		24.04	24.04	24.00
3	15	0		24.06	24.01	23.99
3	1	0	16-QAM	24.29	24.20	24.23
3	1	8		24.30	24.20	24.29
3	1	14		24.23	24.14	24.21
3	8	0		23.17	23.12	23.09
3	8	4		23.18	23.17	23.13
3	8	7		23.15	23.12	23.11
3	15	0		23.11	23.11	23.08
3	1	0	64-QAM	23.18	23.16	23.19
3	1	8		23.22	23.17	23.17
3	1	14		23.18	23.17	23.16
3	8	0		22.17	22.13	22.10
3	8	4		22.17	22.18	22.10
3	8	7		22.16	22.11	22.07
3	15	0		22.13	22.10	22.07
1.4	1	0	QPSK	24.91	24.86	24.91
1.4	1	3		25.00	24.93	24.95
1.4	1	5		24.92	24.86	24.90
1.4	3	0		24.96	24.91	24.93
1.4	3	1		25.00	24.93	24.98
1.4	3	3		24.98	24.90	24.94
1.4	6	0		23.99	23.93	23.94
1.4	1	0	16-QAM	24.23	24.13	24.18
1.4	1	3		24.31	24.18	24.25
1.4	1	5		24.25	24.12	24.18
1.4	3	0		24.04	23.95	23.99
1.4	3	1		24.06	24.01	24.04
1.4	3	3		24.02	23.94	23.97
1.4	6	0		23.13	23.08	23.06
1.4	1	0	64-QAM	23.18	23.16	23.11
1.4	1	3		23.23	23.17	23.17
1.4	1	5		23.13	23.12	23.09
1.4	3	0		23.16	23.13	23.13
1.4	3	1		23.21	23.18	23.17
1.4	3	3		23.16	23.11	23.11
1.4	6	0		22.06	22.04	22.01



LTE Band 5 Maximum Average Power [dBm]						
BW [MHz]	RB Size	RB Offset	Mod	Lowest	Middle	Highest
10	1	0	QPSK	24.55	24.59	24.48
10	1	25		24.54	24.53	24.49
10	1	49		24.60	24.45	24.42
10	25	0		23.58	23.59	23.45
10	25	12		23.69	23.55	23.54
10	25	25		23.64	23.54	23.50
10	50	0		23.68	23.57	23.43
10	1	0	16-QAM	23.84	23.88	23.72
10	1	25		23.87	23.79	23.79
10	1	49		23.89	23.75	23.79
10	25	0		22.70	22.66	22.53
10	25	12		22.78	22.65	22.63
10	25	25		22.75	22.62	22.57
10	50	0		22.74	22.62	22.51
10	1	0	64-QAM	22.77	22.81	22.68
10	1	25		22.76	22.75	22.71
10	1	49		22.82	22.71	22.66
10	25	0		21.67	21.66	21.56
10	25	12		21.78	21.64	21.63
10	25	25		21.72	21.61	21.57
10	50	0		21.78	21.65	21.55
5	1	0	QPSK	24.55	24.57	24.48
5	1	12		24.58	24.53	24.46
5	1	24		24.52	24.52	24.41
5	12	0		23.63	23.57	23.49
5	12	7		23.61	23.57	23.52
5	12	13		23.57	23.53	23.49
5	25	0		23.60	23.56	23.47
5	1	0	16-QAM	23.85	23.81	23.73
5	1	12		23.84	23.82	23.82
5	1	24		23.82	23.74	23.75
5	12	0		22.67	22.67	22.57
5	12	7		22.73	22.65	22.60
5	12	13		22.65	22.65	22.59
5	25	0		22.69	22.62	22.57
5	1	0	64-QAM	22.78	22.76	22.70
5	1	12		22.82	22.79	22.74
5	1	24		22.74	22.74	22.68
5	12	0		21.73	21.69	21.65
5	12	7		21.76	21.70	21.65
5	12	13		21.70	21.66	21.63
5	25	0		21.71	21.66	21.59



LTE Band 5 Maximum Average Power [dBm]						
BW [MHz]	RB Size	RB Offset	Mod	Lowest	Middle	Highest
3	1	0	QPSK	24.58	24.56	24.45
3	1	8		24.57	24.54	24.42
3	1	14		24.58	24.53	24.42
3	8	0		23.61	23.56	23.47
3	8	4		23.63	23.54	23.51
3	8	7		23.62	23.53	23.49
3	15	0		23.61	23.55	23.48
3	1	0	16-QAM	23.84	23.81	23.70
3	1	8		23.83	23.84	23.78
3	1	14		23.84	23.75	23.76
3	8	0		22.74	22.68	22.60
3	8	4		22.75	22.69	22.63
3	8	7		22.72	22.67	22.58
3	15	0		22.72	22.65	22.58
3	1	0	64-QAM	22.80	22.78	22.71
3	1	8		22.79	22.76	22.70
3	1	14		22.78	22.73	22.70
3	8	0		21.72	21.68	21.59
3	8	4		21.76	21.71	21.62
3	8	7		21.73	21.67	21.58
3	15	0		21.70	21.64	21.57
1.4	1	0	QPSK	24.53	24.48	24.38
1.4	1	3		24.58	24.54	24.44
1.4	1	5		24.53	24.45	24.34
1.4	3	0		24.57	24.52	24.42
1.4	3	1		24.58	24.54	24.45
1.4	3	3		24.57	24.50	24.41
1.4	6	0		23.57	23.48	23.40
1.4	1	0	16-QAM	23.80	23.72	23.72
1.4	1	3		23.85	23.78	23.80
1.4	1	5		23.77	23.72	23.70
1.4	3	0		23.60	23.56	23.51
1.4	3	1		23.66	23.59	23.54
1.4	3	3		23.61	23.55	23.50
1.4	6	0		22.70	22.63	22.57
1.4	1	0	64-QAM	22.78	22.69	22.63
1.4	1	3		22.82	22.75	22.70
1.4	1	5		22.75	22.67	22.61
1.4	3	0		22.77	22.71	22.63
1.4	3	1		22.80	22.75	22.67
1.4	3	3		22.75	22.70	22.63
1.4	6	0		21.65	21.58	21.49



LTE Band 7 Maximum Average Power [dBm]						
BW [MHz]	RB Size	RB Offset	Mod	Lowest	Middle	Highest
20	1	0	QPSK	23.88	23.84	23.87
20	1	49		23.88	23.95	23.89
20	1	99		24.01	24.08	24.00
20	50	0		22.95	23.00	22.94
20	50	24		23.01	23.02	22.96
20	50	50		23.02	23.07	23.01
20	100	0		22.98	23.03	22.97
20	1	0	16-QAM	23.24	23.17	23.20
20	1	49		23.17	23.27	23.21
20	1	99		23.33	23.38	23.29
20	50	0		22.04	22.08	22.01
20	50	24		22.06	22.09	22.05
20	50	50		22.08	22.13	22.08
20	100	0		22.05	22.08	22.02
20	1	0	64-QAM	22.10	22.08	22.10
20	1	49		22.07	22.16	22.15
20	1	99		22.22	22.26	22.20
20	50	0		21.02	21.07	21.01
20	50	24		21.06	21.10	21.05
20	50	50		21.09	21.14	21.08
20	100	0		21.04	21.09	21.01
15	1	0	QPSK	23.91	23.98	23.90
15	1	37		23.91	23.97	23.89
15	1	74		24.06	24.07	24.05
15	36	0		22.95	23.00	22.92
15	36	20		23.01	23.05	22.97
15	36	39		23.02	23.06	22.99
15	75	0		22.99	23.02	22.95
15	1	0	16-QAM	23.27	23.32	23.22
15	1	37		23.19	23.25	23.21
15	1	74		23.35	23.42	23.33
15	36	0		22.02	22.06	22.00
15	36	20		22.07	22.11	22.04
15	36	39		22.08	22.11	22.06
15	75	0		22.04	22.08	21.99
15	1	0	64-QAM	22.17	22.21	22.15
15	1	37		22.13	22.19	22.12
15	1	74		22.24	22.30	22.24
15	36	0		21.04	21.09	21.03
15	36	20		21.10	21.12	21.05
15	36	39		21.08	21.12	21.06
15	75	0		21.02	21.07	21.03



LTE Band 7 Maximum Average Power [dBm]						
BW [MHz]	RB Size	RB Offset	Mod	Lowest	Middle	Highest
10	1	0	QPSK	23.90	23.99	23.90
10	1	25		23.92	23.98	23.93
10	1	49		24.01	24.04	23.97
10	25	0		22.94	22.99	22.94
10	25	12		22.96	23.04	22.98
10	25	25		23.02	23.06	22.98
10	50	0		22.98	23.00	22.95
10	1	0	16-QAM	23.24	23.32	23.21
10	1	25		23.27	23.33	23.23
10	1	49		23.31	23.37	23.29
10	25	0		22.04	22.05	22.00
10	25	12		22.06	22.09	22.02
10	25	25		22.08	22.10	22.05
10	50	0		22.03	22.08	22.03
10	1	0	64-QAM	22.16	22.17	22.14
10	1	25		22.16	22.24	22.11
10	1	49		22.21	22.25	22.20
10	25	0		21.03	21.07	20.98
10	25	12		21.05	21.12	21.03
10	25	25		21.05	21.13	21.06
10	50	0		21.05	21.08	21.02
5	1	0	QPSK	23.89	23.95	23.87
5	1	12		23.94	24.00	23.91
5	1	24		23.96	24.01	23.92
5	12	0		22.96	22.98	22.89
5	12	7		23.01	23.03	22.96
5	12	13		22.96	23.01	22.98
5	25	0		22.98	23.02	22.95
5	1	0	16-QAM	23.25	23.27	23.20
5	1	12		23.26	23.31	23.23
5	1	24		23.27	23.30	23.23
5	12	0		22.01	22.04	21.99
5	12	7		22.06	22.10	22.02
5	12	13		22.05	22.08	22.01
5	25	0		22.03	22.07	22.01
5	1	0	64-QAM	22.16	22.18	22.10
5	1	12		22.16	22.20	22.10
5	1	24		22.17	22.21	22.17
5	12	0		21.06	21.10	21.01
5	12	7		21.10	21.14	21.07
5	12	13		21.09	21.12	21.05
5	25	0		21.03	21.09	21.01



LTE Band 12 Maximum Average Power [dBm]						
BW [MHz]	RB Size	RB Offset	Mod	Lowest	Middle	Highest
10	1	0	QPSK	24.38	24.45	24.49
10	1	25		24.48	24.53	24.59
10	1	49		24.52	24.61	24.66
10	25	0		23.55	23.60	23.55
10	25	12		23.66	23.56	23.55
10	25	25		23.56	23.55	23.61
10	50	0		23.59	23.58	23.52
10	1	0	16-QAM	23.75	23.81	23.82
10	1	25		23.84	23.90	23.94
10	1	49		23.90	23.97	24.01
10	25	0		22.63	22.67	22.57
10	25	12		22.74	22.67	22.65
10	25	25		22.69	22.65	22.70
10	50	0		22.71	22.68	22.64
10	1	0	64-QAM	22.65	22.70	22.78
10	1	25		22.73	22.80	22.85
10	1	49		22.79	22.83	22.91
10	25	0		21.62	21.67	21.66
10	25	12		21.78	21.68	21.63
10	25	25		21.69	21.66	21.72
10	50	0		21.73	21.67	21.66
5	1	0	QPSK	24.39	24.42	24.58
5	1	12		24.50	24.54	24.54
5	1	24		24.46	24.50	24.65
5	12	0		23.54	23.55	23.58
5	12	7		23.57	23.61	23.64
5	12	13		23.52	23.56	23.57
5	25	0		23.51	23.55	23.61
5	1	0	16-QAM	23.76	23.79	23.90
5	1	12		23.87	23.90	23.94
5	1	24		23.81	23.86	23.98
5	12	0		22.67	22.66	22.72
5	12	7		22.68	22.69	22.72
5	12	13		22.66	22.63	22.69
5	25	0		22.63	22.64	22.68
5	1	0	64-QAM	22.68	22.74	22.83
5	1	12		22.80	22.82	22.83
5	1	24		22.77	22.78	22.88
5	12	0		21.70	21.72	21.73
5	12	7		21.74	21.76	21.76
5	12	13		21.71	21.72	21.72
5	25	0		21.66	21.67	21.69



LTE Band 12 Maximum Average Power [dBm]						
BW [MHz]	RB Size	RB Offset	Mod	Lowest	Middle	Highest
3	1	0	QPSK	24.40	24.52	24.55
3	1	8		24.42	24.53	24.64
3	1	14		24.49	24.53	24.64
3	8	0		23.46	23.53	23.59
3	8	4		23.47	23.57	23.74
3	8	7		23.57	23.54	23.73
3	15	0		23.53	23.55	23.56
3	1	0	16-QAM	23.78	23.86	23.87
3	1	8		23.75	23.89	23.98
3	1	14		23.82	23.85	23.97
3	8	0		22.60	22.70	22.70
3	8	4		22.62	22.73	22.87
3	8	7		22.68	22.68	22.84
3	15	0		22.63	22.65	22.68
3	1	0	64-QAM	22.67	22.77	22.82
3	1	8		22.70	22.77	22.92
3	1	14		22.80	22.79	22.91
3	8	0		21.59	21.70	21.72
3	8	4		21.64	21.73	21.89
3	8	7		21.69	21.69	21.85
3	15	0		21.65	21.65	21.68
1.4	1	0	QPSK	24.38	24.45	24.57
1.4	1	3		24.43	24.51	24.62
1.4	1	5		24.34	24.44	24.54
1.4	3	0		24.40	24.48	24.57
1.4	3	1		24.43	24.51	24.61
1.4	3	3		24.41	24.51	24.59
1.4	6	0		23.40	23.48	23.62
1.4	1	0	16-QAM	23.71	23.82	23.91
1.4	1	3		23.81	23.88	23.99
1.4	1	5		23.71	23.81	23.90
1.4	3	0		23.50	23.58	23.70
1.4	3	1		23.54	23.61	23.74
1.4	3	3		23.48	23.57	23.66
1.4	6	0		22.56	22.66	22.81
1.4	1	0	64-QAM	22.64	22.73	22.81
1.4	1	3		22.70	22.81	22.89
1.4	1	5		22.60	22.71	22.83
1.4	3	0		22.60	22.72	22.83
1.4	3	1		22.67	22.76	22.87
1.4	3	3		22.61	22.72	22.82
1.4	6	0		21.48	21.61	21.73



LTE Band 13 Maximum Average Power [dBm]						
BW [MHz]	RB Size	RB Offset	Mod	Lowest	Middle	Highest
10	1	0	QPSK		24.30	
10	1	25			24.53	
10	1	49			24.46	
10	25	0			23.47	
10	25	12			23.54	
10	25	25			23.50	
10	50	0			23.54	
10	1	0	16-QAM		23.65	
10	1	25			23.92	
10	1	49			23.82	
10	25	0			22.53	
10	25	12			22.63	
10	25	25			22.58	
10	50	0	22.59			
10	1	0	64-QAM		22.56	
10	1	25			22.80	
10	1	49			22.79	
10	25	0			21.57	
10	25	12			21.68	
10	25	25			21.60	
10	50	0	21.68			
5	1	0	QPSK	24.33	24.44	24.52
5	1	12		24.41	24.52	24.50
5	1	24		24.51	24.49	24.47
5	12	0		23.52	23.58	23.55
5	12	7		23.50	23.54	23.55
5	12	13		23.58	23.54	23.47
5	25	0		23.48	23.51	23.50
5	1	0	16-QAM	23.63	23.74	23.90
5	1	12		23.79	23.90	23.92
5	1	24		23.83	23.87	23.83
5	12	0		22.58	22.64	22.61
5	12	7		22.56	22.65	22.63
5	12	13		22.64	22.62	22.59
5	25	0		22.56	22.59	22.57
5	1	0	64-QAM	22.53	22.60	22.82
5	1	12		22.71	22.80	22.81
5	1	24		22.74	22.78	22.74
5	12	0		21.62	21.67	21.64
5	12	7		21.61	21.71	21.71
5	12	13		21.68	21.64	21.66
5	25	0		21.55	21.62	21.63



LTE Band 17 Maximum Average Power [dBm]						
BW [MHz]	RB Size	RB Offset	Mod	Lowest	Middle	Highest
10	1	0	QPSK	24.47	24.44	24.53
10	1	25		24.53	24.53	24.53
10	1	49		24.57	24.53	24.52
10	25	0		23.58	23.56	23.58
10	25	12		23.60	23.58	23.61
10	25	25		23.58	23.56	23.56
10	50	0		23.58	23.57	23.57
10	1	0	16-QAM	23.79	23.80	23.84
10	1	25		23.90	23.87	23.86
10	1	49		23.88	23.87	23.84
10	25	0		22.68	22.68	22.67
10	25	12		22.70	22.66	22.67
10	25	25		22.66	22.65	22.67
10	50	0		22.68	22.67	22.64
10	1	0	64-QAM	22.72	22.73	22.80
10	1	25		22.81	22.79	22.79
10	1	49		22.82	22.81	22.80
10	25	0		21.68	21.66	21.66
10	25	12		21.71	21.68	21.69
10	25	25		21.67	21.65	21.66
10	50	0		21.66	21.67	21.66
5	1	0	QPSK	24.49	24.53	24.50
5	1	12		24.56	24.54	24.50
5	1	24		24.55	24.52	24.50
5	12	0		23.51	23.58	23.53
5	12	7		23.66	23.59	23.56
5	12	13		23.61	23.56	23.54
5	25	0		23.59	23.55	23.54
5	1	0	16-QAM	23.84	23.88	23.82
5	1	12		23.93	23.91	23.89
5	1	24		23.90	23.88	23.83
5	12	0		22.65	22.67	22.64
5	12	7		22.73	22.71	22.68
5	12	13		22.70	22.68	22.64
5	25	0		22.70	22.65	22.64
5	1	0	64-QAM	22.77	22.78	22.75
5	1	12		22.90	22.81	22.78
5	1	24		22.80	22.75	22.77
5	12	0		21.69	21.71	21.66
5	12	7		21.77	21.73	21.73
5	12	13		21.77	21.70	21.70
5	25	0		21.75	21.70	21.65



LTE Band 26 Maximum Average Power [dBm]						
BW [MHz]	RB Size	RB Offset	Mod	Lowest	Middle	Highest
15	1	0	QPSK	24.61	24.59	24.53
15	1	37		24.62	24.56	24.54
15	1	74		24.66	24.52	24.47
15	36	0		23.72	23.70	23.52
15	36	20		23.74	23.66	23.52
15	36	39		23.73	23.62	23.55
15	75	0		23.70	23.64	23.52
15	1	0	16-QAM	23.94	23.92	23.90
15	1	37		23.97	23.89	23.87
15	1	74		23.97	23.88	23.81
15	36	0		22.79	22.75	22.61
15	36	20		22.83	22.74	22.60
15	36	39		22.82	22.70	22.62
15	75	0		22.78	22.72	22.58
15	1	0	64-QAM	22.85	22.81	22.76
15	1	37		22.88	22.82	22.79
15	1	74		22.88	22.79	22.73
15	36	0		21.84	21.80	21.64
15	36	20		21.83	21.78	21.62
15	36	39		21.86	21.74	21.68
15	75	0		21.77	21.73	21.59
10	1	0	QPSK	24.61	24.52	24.57
10	1	25		24.65	24.57	24.50
10	1	49		24.58	24.53	24.43
10	25	0		23.77	23.65	23.58
10	25	12		23.77	23.66	23.61
10	25	25		23.71	23.60	23.55
10	50	0		23.75	23.66	23.57
10	1	0	16-QAM	23.96	23.87	23.90
10	1	25		24.01	23.91	23.84
10	1	49		23.98	23.87	23.77
10	25	0		22.85	22.75	22.68
10	25	12		22.86	22.75	22.68
10	25	25		22.80	22.74	22.64
10	50	0		22.80	22.73	22.63
10	1	0	64-QAM	22.85	22.77	22.80
10	1	25		22.90	22.86	22.75
10	1	49		22.89	22.79	22.71
10	25	0		21.85	21.76	21.65
10	25	12		21.86	21.78	21.67
10	25	25		21.78	21.74	21.64
10	50	0		21.82	21.74	21.66



LTE Band 26 Maximum Average Power [dBm]						
BW [MHz]	RB Size	RB Offset	Mod	Lowest	Middle	Highest
5	1	0	QPSK	24.59	24.60	24.47
5	1	12		24.58	24.58	24.47
5	1	24		24.64	24.56	24.42
5	12	0		23.63	23.70	23.55
5	12	7		23.63	23.70	23.55
5	12	13		23.75	23.61	23.52
5	25	0		23.77	23.67	23.55
5	1	0	16-QAM	23.92	23.96	23.82
5	1	12		23.94	23.95	23.82
5	1	24		23.98	23.90	23.75
5	12	0		22.71	22.73	22.64
5	12	7		22.74	22.81	22.65
5	12	13		22.87	22.71	22.60
5	25	0		22.85	22.72	22.62
5	1	0	64-QAM	22.87	22.87	22.71
5	1	12		22.85	22.87	22.75
5	1	24		22.91	22.79	22.67
5	12	0		21.76	21.78	21.68
5	12	7		21.77	21.81	21.68
5	12	13		21.91	21.76	21.65
5	25	0		21.86	21.73	21.63
3	1	0	QPSK	24.60	24.59	24.44
3	1	8		24.60	24.57	24.43
3	1	14		24.59	24.54	24.42
3	8	0		23.60	23.66	23.50
3	8	4		23.62	23.70	23.54
3	8	7		23.58	23.63	23.52
3	15	0		23.59	23.66	23.49
3	1	0	16-QAM	23.94	23.94	23.78
3	1	8		23.95	23.93	23.81
3	1	14		23.93	23.89	23.69
3	8	0		22.74	22.81	22.63
3	8	4		22.77	22.79	22.65
3	8	7		22.71	22.76	22.62
3	15	0		22.70	22.77	22.61
3	1	0	64-QAM	22.87	22.82	22.68
3	1	8		22.82	22.83	22.71
3	1	14		22.86	22.81	22.66
3	8	0		21.75	21.80	21.63
3	8	4		21.79	21.79	21.66
3	8	7		21.72	21.76	21.64
3	15	0		21.71	21.74	21.61



LTE Band 26 Maximum Average Power [dBm]						
BW [MHz]	RB Size	RB Offset	Mod	Lowest	Middle	Highest
1.4	1	0	QPSK	24.56	24.54	24.36
1.4	1	3		24.61	24.59	24.46
1.4	1	5		24.54	24.51	24.34
1.4	3	0		24.59	24.54	24.40
1.4	3	1		24.61	24.60	24.44
1.4	3	3		24.56	24.54	24.42
1.4	6	0		23.56	23.58	23.42
1.4	1	0	16-QAM	23.88	23.87	23.73
1.4	1	3		23.97	23.96	23.78
1.4	1	5		23.87	23.88	23.72
1.4	3	0		23.67	23.63	23.52
1.4	3	1		23.71	23.68	23.52
1.4	3	3		23.63	23.64	23.48
1.4	6	0		22.72	22.74	22.58
1.4	1	0	64-QAM	22.77	22.79	22.64
1.4	1	3		22.86	22.85	22.71
1.4	1	5		22.79	22.76	22.61
1.4	3	0		22.84	22.79	22.63
1.4	3	1		22.83	22.80	22.64
1.4	3	3		22.80	22.77	22.61
1.4	6	0		21.65	21.66	21.52



LTE Band 38 Maximum Average Power [dBm]						
BW [MHz]	RB Size	RB Offset	Mod	Lowest	Middle	Highest
20	1	0	QPSK	24.22	24.23	24.23
20	1	49		24.19	24.19	24.26
20	1	99		24.25	24.27	24.34
20	50	0		23.29	23.27	23.26
20	50	24		23.28	23.31	23.31
20	50	50		23.27	23.32	23.35
20	100	0		23.30	23.29	23.29
20	1	0	16-QAM	23.34	23.35	23.35
20	1	49		23.30	23.32	23.39
20	1	99		23.36	23.36	23.43
20	50	0		22.37	22.36	22.38
20	50	24		22.37	22.40	22.37
20	50	50		22.37	22.40	22.47
20	100	0		22.37	22.38	22.35
20	1	0	64-QAM	22.06	22.08	22.08
20	1	49		22.05	22.05	22.13
20	1	99		22.08	22.09	22.18
20	50	0		21.34	21.35	21.34
20	50	24		21.35	21.36	21.34
20	50	50		21.36	21.35	21.46
20	100	0		21.34	21.38	21.37
15	1	0	QPSK	24.29	24.27	24.27
15	1	37		24.22	24.22	24.29
15	1	74		24.33	24.30	24.38
15	36	0		23.29	23.27	23.29
15	36	20		23.27	23.30	23.40
15	36	39		23.28	23.25	23.36
15	75	0		23.29	23.30	23.29
15	1	0	16-QAM	23.32	23.36	23.37
15	1	37		23.34	23.32	23.41
15	1	74		23.42	23.42	23.51
15	36	0		22.29	22.33	22.31
15	36	20		22.35	22.35	22.43
15	36	39		22.31	22.30	22.41
15	75	0		22.35	22.36	22.37
15	1	0	64-QAM	22.09	22.11	22.10
15	1	37		22.06	22.07	22.16
15	1	74		22.16	22.15	22.25
15	36	0		21.33	21.34	21.32
15	36	20		21.34	21.36	21.44
15	36	39		21.34	21.34	21.42
15	75	0		21.36	21.35	21.37



LTE Band 38 Maximum Average Power [dBm]						
BW [MHz]	RB Size	RB Offset	Mod	Lowest	Middle	Highest
10	1	0	QPSK	24.22	24.24	24.28
10	1	25		24.23	24.23	24.31
10	1	49		24.27	24.27	24.35
10	25	0		23.28	23.23	23.34
10	25	12		23.30	23.29	23.33
10	25	25		23.25	23.27	23.38
10	50	0		23.31	23.29	23.37
10	1	0	16-QAM	23.32	23.40	23.45
10	1	25		23.34	23.36	23.45
10	1	49		23.37	23.39	23.46
10	25	0		22.35	22.33	22.42
10	25	12		22.36	22.37	22.48
10	25	25		22.37	22.38	22.44
10	50	0		22.35	22.40	22.48
10	1	0	64-QAM	22.09	22.12	22.19
10	1	25		22.09	22.11	22.18
10	1	49		22.11	22.14	22.18
10	25	0		21.36	21.37	21.46
10	25	12		21.37	21.39	21.48
10	25	25		21.40	21.40	21.48
10	50	0		21.36	21.36	21.45
5	1	0	QPSK	24.21	24.20	24.28
5	1	12		24.23	24.22	24.29
5	1	24		24.20	24.19	24.28
5	12	0		23.24	23.28	23.35
5	12	7		23.27	23.26	23.36
5	12	13		23.27	23.26	23.39
5	25	0		23.26	23.22	23.35
5	1	0	16-QAM	23.26	23.33	23.39
5	1	12		23.36	23.34	23.44
5	1	24		23.37	23.36	23.46
5	12	0		22.30	22.30	22.39
5	12	7		22.32	22.31	22.43
5	12	13		22.31	22.34	22.41
5	25	0		22.33	22.36	22.46
5	1	0	64-QAM	22.02	22.05	22.15
5	1	12		22.08	22.09	22.19
5	1	24		22.11	22.13	22.21
5	12	0		21.34	21.33	21.42
5	12	7		21.38	21.38	21.45
5	12	13		21.33	21.33	21.43
5	25	0		21.36	21.38	21.46



LTE Band 41 Maximum Average Power [dBm]						
BW [MHz]	RB Size	RB Offset	Mod	Lowest	Middle	Highest
20	1	0	QPSK	24.40	24.37	24.45
20	1	49		24.26	24.22	24.63
20	1	99		24.23	24.34	24.28
20	50	0		23.39	23.36	23.68
20	50	24		23.36	23.31	23.64
20	50	50		23.31	23.30	23.66
20	100	0		23.36	23.32	23.64
20	1	0	16-QAM	23.55	23.51	23.82
20	1	49		23.37	23.36	23.76
20	1	99		23.33	23.48	23.66
20	50	0		22.49	22.45	22.77
20	50	24		22.43	22.43	22.71
20	50	50		22.40	22.39	22.75
20	100	0		22.42	22.41	22.69
20	1	0	64-QAM	22.25	22.24	22.59
20	1	49		22.11	22.08	22.50
20	1	99		22.07	22.20	22.41
20	50	0		21.45	21.44	21.77
20	50	24		21.41	21.40	21.71
20	50	50		21.38	21.36	21.76
20	100	0		21.42	21.41	21.70
15	1	0	QPSK	24.41	24.37	24.60
15	1	37		24.27	24.25	24.59
15	1	74		24.27	24.41	24.58
15	36	0		23.39	23.33	23.65
15	36	20		23.35	23.33	23.70
15	36	39		23.27	23.28	23.67
15	75	0		23.34	23.31	23.62
15	1	0	16-QAM	23.51	23.47	23.78
15	1	37		23.40	23.35	23.76
15	1	74		23.39	23.49	23.67
15	36	0		22.38	22.36	22.69
15	36	20		22.38	22.36	22.74
15	36	39		22.38	22.33	22.68
15	75	0		22.44	22.38	22.67
15	1	0	64-QAM	22.24	22.21	22.54
15	1	37		22.12	22.09	22.51
15	1	74		22.12	22.22	22.45
15	36	0		21.45	21.38	21.71
15	36	20		21.40	21.38	21.79
15	36	39		21.39	21.34	21.71
15	75	0		21.42	21.38	21.69



LTE Band 41 Maximum Average Power [dBm]						
BW [MHz]	RB Size	RB Offset	Mod	Lowest	Middle	Highest
10	1	0	QPSK	24.32	24.32	24.60
10	1	25		24.26	24.27	24.59
10	1	49		24.26	24.39	24.62
10	25	0		23.33	23.33	23.76
10	25	12		23.34	23.35	23.73
10	25	25		23.29	23.27	23.65
10	50	0		23.34	23.32	23.73
10	1	0	16-QAM	23.47	23.47	23.86
10	1	25		23.39	23.39	23.73
10	1	49		23.34	23.47	23.72
10	25	0		22.45	22.41	22.85
10	25	12		22.45	22.42	22.80
10	25	25		22.40	22.41	22.74
10	50	0		22.43	22.38	22.81
10	1	0	64-QAM	22.22	22.18	22.62
10	1	25		22.14	22.13	22.50
10	1	49		22.12	22.21	22.46
10	25	0		21.44	21.46	21.86
10	25	12		21.46	21.46	21.85
10	25	25		21.44	21.39	21.78
10	50	0		21.42	21.40	21.80
5	1	0	QPSK	24.27	24.26	24.60
5	1	12		24.29	24.27	24.60
5	1	24		24.19	24.19	24.54
5	12	0		23.33	23.31	23.68
5	12	7		23.37	23.32	23.69
5	12	13		23.31	23.27	23.68
5	25	0		23.34	23.30	23.69
5	1	0	16-QAM	23.36	23.38	23.75
5	1	12		23.42	23.40	23.75
5	1	24		23.39	23.34	23.70
5	12	0		22.35	22.34	22.71
5	12	7		22.38	22.38	22.71
5	12	13		22.34	22.32	22.68
5	25	0		22.42	22.42	22.79
5	1	0	64-QAM	22.14	22.14	22.50
5	1	12		22.16	22.15	22.52
5	1	24		22.11	22.14	22.47
5	12	0		21.43	21.38	21.79
5	12	7		21.42	21.42	21.78
5	12	13		21.41	21.38	21.75
5	25	0		21.45	21.42	21.79



LTE Band 41(HPUE) Maximum Average Power [dBm]						
BW [MHz]	RB Size	RB Offset	Mod	Lowest	Middle	Highest
20	1	0	QPSK	25.37	25.27	24.88
20	1	49		25.65	25.59	25.88
20	1	99		25.60	25.27	24.97
20	50	0		24.74	24.57	24.52
20	50	24		24.79	24.59	24.54
20	50	50		24.75	24.44	24.33
20	100	0		24.51	24.21	24.04
20	1	0	16-QAM	24.82	24.87	24.45
20	1	49		24.74	24.48	25.28
20	1	99		24.90	24.51	25.02
20	50	0		23.91	23.86	24.16
20	50	24		23.87	23.74	23.94
20	50	50		23.83	23.54	23.51
20	100	0		23.86	23.43	23.38
20	1	0	64-QAM	23.87	23.85	23.57
20	1	49		23.81	23.75	24.18
20	1	99		23.84	23.78	23.64
20	50	0		22.91	22.73	22.87
20	50	24		22.83	22.61	22.68
20	50	50		22.78	22.61	22.52
20	100	0		22.81	22.51	22.45
15	1	0	QPSK	25.48	25.31	25.50
15	1	37		25.69	25.61	25.72
15	1	74		25.69	25.32	25.47
15	36	0		24.55	24.41	24.38
15	36	20		24.73	24.54	24.41
15	36	39		24.69	24.39	24.30
15	75	0		24.64	24.32	24.27
15	1	0	16-QAM	24.93	24.89	25.11
15	1	37		24.88	24.84	25.27
15	1	74		24.92	24.94	25.18
15	36	0		23.78	23.74	23.74
15	36	20		23.78	23.61	23.75
15	36	39		23.74	23.51	23.64
15	75	0		23.81	23.56	23.59
15	1	0	64-QAM	23.91	23.84	23.86
15	1	37		23.82	23.69	24.16
15	1	74		23.81	23.76	23.79
15	36	0		22.83	22.68	22.67
15	36	20		22.81	22.59	22.54
15	36	39		22.75	22.55	22.35
15	75	0		22.80	22.51	22.37



LTE Band 41(HPUE) Maximum Average Power [dBm]						
BW [MHz]	RB Size	RB Offset	Mod	Lowest	Middle	Highest
10	1	0	QPSK	25.50	25.25	24.94
10	1	25		25.61	25.00	24.32
10	1	49		25.57	25.19	24.86
10	25	0		24.52	24.31	24.04
10	25	12		24.70	24.37	24.14
10	25	25		24.70	24.40	24.10
10	50	0		24.33	24.15	24.08
10	1	0	16-QAM	24.91	24.77	24.64
10	1	25		24.90	24.75	24.69
10	1	49		24.83	24.72	24.60
10	25	0		23.85	23.72	23.60
10	25	12		23.81	23.71	23.69
10	25	25		23.81	23.57	23.58
10	50	0		23.64	23.42	23.40
10	1	0	64-QAM	23.84	23.74	23.77
10	1	25		23.81	23.72	23.68
10	1	49		23.80	23.76	23.84
10	25	0		22.90	22.66	22.48
10	25	12		22.89	22.66	22.54
10	25	25		22.81	22.57	22.25
10	50	0		22.66	22.49	22.19
5	1	0	QPSK	25.54	25.43	25.27
5	1	12		25.48	25.24	25.04
5	1	24		25.54	25.15	24.85
5	12	0		24.51	24.25	24.04
5	12	7		24.51	24.30	24.02
5	12	13		24.55	24.27	24.07
5	25	0		24.55	24.29	24.02
5	1	0	16-QAM	24.85	24.71	24.69
5	1	12		24.83	24.60	24.59
5	1	24		24.84	24.70	24.78
5	12	0		23.83	23.63	23.63
5	12	7		23.83	23.61	23.62
5	12	13		23.81	23.59	23.67
5	25	0		23.80	23.64	23.66
5	1	0	64-QAM	23.80	23.73	23.79
5	1	12		23.85	23.78	23.97
5	1	24		23.78	23.72	23.99
5	12	0		22.82	22.79	22.90
5	12	7		22.82	22.77	22.82
5	12	13		22.80	22.69	22.69
5	25	0		22.83	22.66	22.68



LTE Band 66 Maximum Average Power [dBm]						
BW [MHz]	RB Size	RB Offset	Mod	Lowest	Middle	Highest
20	1	0	QPSK	25.10	25.04	24.93
20	1	49		25.06	25.02	24.42
20	1	99		25.00	24.97	24.41
20	50	0		23.97	23.94	23.82
20	50	24		23.92	23.92	23.49
20	50	50		24.02	23.96	23.39
20	100	0		24.07	24.04	23.53
20	1	0	16-QAM	24.43	24.34	24.23
20	1	49		24.37	24.38	23.62
20	1	99		24.27	24.29	23.71
20	50	0		23.07	23.04	22.90
20	50	24		23.02	22.98	22.59
20	50	50		23.10	23.07	22.49
20	100	0		23.11	23.09	22.60
20	1	0	64-QAM	23.32	23.28	23.13
20	1	49		23.30	23.30	22.58
20	1	99		23.23	23.20	22.66
20	50	0		22.08	22.02	21.88
20	50	24		22.05	22.00	21.56
20	50	50		22.13	22.05	21.45
20	100	0		22.13	22.08	21.62
15	1	0	QPSK	25.09	25.01	24.64
15	1	37		25.08	25.06	24.29
15	1	74		24.99	25.00	24.46
15	36	0		23.98	23.91	23.49
15	36	20		24.04	24.00	23.41
15	36	39		23.95	23.95	23.43
15	75	0		23.95	23.98	23.43
15	1	0	16-QAM	24.44	24.35	24.00
15	1	37		24.43	24.42	23.52
15	1	74		24.27	24.36	23.77
15	36	0		23.02	22.98	22.61
15	36	20		23.09	23.04	22.49
15	36	39		22.98	23.01	22.51
15	75	0		23.02	23.05	22.51
15	1	0	64-QAM	23.37	23.24	22.96
15	1	37		23.35	23.26	22.49
15	1	74		23.19	23.23	22.68
15	36	0		22.08	21.99	21.64
15	36	20		22.14	22.07	21.51
15	36	39		22.01	22.03	21.50
15	75	0		22.03	22.04	21.48



LTE Band 66 Maximum Average Power [dBm]						
BW [MHz]	RB Size	RB Offset	Mod	Lowest	Middle	Highest
10	1	0	QPSK	25.08	25.00	24.31
10	1	25		25.07	24.98	24.20
10	1	49		24.98	24.89	24.49
10	25	0		24.01	23.98	23.36
10	25	12		24.02	23.95	23.38
10	25	25		24.01	23.87	23.42
10	50	0		24.04	23.90	23.31
10	1	0	16-QAM	24.44	24.32	23.62
10	1	25		24.42	24.32	23.55
10	1	49		24.29	24.21	23.80
10	25	0		23.10	23.02	22.45
10	25	12		23.09	23.00	22.48
10	25	25		23.08	22.98	22.51
10	50	0		23.09	23.01	22.43
10	1	0	64-QAM	23.34	23.24	22.61
10	1	25		23.30	23.22	22.53
10	1	49		23.19	23.13	22.73
10	25	0		22.14	22.04	21.46
10	25	12		22.11	22.00	21.46
10	25	25		22.06	21.99	21.50
10	50	0		22.09	22.03	21.43
5	1	0	QPSK	24.95	24.84	24.30
5	1	12		25.09	25.01	24.34
5	1	24		24.89	24.78	24.51
5	12	0		24.00	23.94	23.42
5	12	7		24.09	23.99	23.48
5	12	13		24.02	23.91	23.52
5	25	0		24.02	23.89	23.45
5	1	0	16-QAM	24.29	24.19	23.59
5	1	12		24.42	24.33	23.66
5	1	24		24.23	24.10	23.80
5	12	0		23.11	22.98	22.50
5	12	7		23.19	23.05	22.56
5	12	13		23.07	22.96	22.61
5	25	0		23.10	23.00	22.54
5	1	0	64-QAM	23.20	23.08	22.54
5	1	12		23.31	23.22	22.58
5	1	24		23.10	23.00	22.73
5	12	0		22.15	22.03	21.52
5	12	7		22.22	22.11	21.62
5	12	13		22.11	22.00	21.67
5	25	0		22.11	21.99	21.53



LTE Band 66 Maximum Average Power [dBm]						
BW [MHz]	RB Size	RB Offset	Mod	Lowest	Middle	Highest
3	1	0	QPSK	24.98	24.86	24.36
3	1	8		25.09	24.98	24.42
3	1	14		24.96	24.84	24.55
3	8	0		24.05	23.96	23.49
3	8	4		24.11	24.03	23.52
3	8	7		24.05	23.94	23.54
3	15	0		24.06	23.92	23.52
3	1	0	16-QAM	24.30	24.19	23.66
3	1	8		24.41	24.32	23.71
3	1	14		24.26	24.18	23.82
3	8	0		23.15	23.08	22.61
3	8	4		23.23	23.13	22.65
3	8	7		23.16	23.06	22.67
3	15	0		23.16	23.02	22.63
3	1	0	64-QAM	23.21	23.12	22.62
3	1	8		23.33	23.20	22.69
3	1	14		23.18	23.07	22.81
3	8	0		22.18	22.06	21.57
3	8	4		22.22	22.11	21.62
3	8	7		22.16	22.05	21.64
3	15	0		22.14	22.02	21.57
1.4	1	0	QPSK	25.02	24.89	24.41
1.4	1	3		25.08	24.99	24.53
1.4	1	5		24.97	24.89	24.46
1.4	3	0		25.06	24.95	24.46
1.4	3	1		25.09	24.99	24.49
1.4	3	3		25.07	24.96	24.49
1.4	6	0		24.04	23.95	23.48
1.4	1	0	16-QAM	24.35	24.22	23.69
1.4	1	3		24.43	24.35	23.80
1.4	1	5		24.32	24.20	23.74
1.4	3	0		24.16	24.05	23.50
1.4	3	1		24.19	24.08	23.58
1.4	3	3		24.12	24.04	23.54
1.4	6	0		23.18	23.08	22.66
1.4	1	0	64-QAM	23.27	23.13	22.65
1.4	1	3		23.34	23.25	22.68
1.4	1	5		23.25	23.13	22.67
1.4	3	0		23.25	23.14	22.67
1.4	3	1		23.31	23.19	22.76
1.4	3	3		23.24	23.15	22.70
1.4	6	0		22.12	22.01	21.57



LTE Band 71 Maximum Average Power [dBm]						
BW [MHz]	RB Size	RB Offset	Mod	Lowest	Middle	Highest
20	1	0	QPSK	24.48	24.43	24.41
20	1	49		24.41	24.33	24.35
20	1	99		24.38	24.43	24.44
20	50	0		23.52	23.48	23.37
20	50	24		23.57	23.41	23.45
20	50	50		23.50	23.41	23.50
20	100	0		23.55	23.40	23.40
20	1	0	16-QAM	23.76	23.77	23.76
20	1	49		23.72	23.62	23.68
20	1	99		23.70	23.75	23.79
20	50	0		22.60	22.54	22.48
20	50	24		22.64	22.47	22.53
20	50	50		22.56	22.50	22.59
20	100	0		22.62	22.47	22.49
20	1	0	64-QAM	22.68	22.66	22.66
20	1	49		22.64	22.66	22.66
20	1	99		22.63	22.70	22.74
20	50	0		21.61	21.57	21.47
20	50	24		21.65	21.51	21.55
20	50	50		21.58	21.54	21.59
20	100	0		21.64	21.49	21.53
15	1	0	QPSK	24.41	24.39	24.41
15	1	37		24.40	24.37	24.38
15	1	74		24.40	24.40	24.42
15	36	0		23.49	23.44	23.39
15	36	20		23.43	23.43	23.39
15	36	39		23.49	23.37	23.43
15	75	0		23.45	23.41	23.33
15	1	0	16-QAM	23.77	23.78	23.70
15	1	37		23.78	23.75	23.76
15	1	74		23.77	23.75	23.76
15	36	0		22.54	22.53	22.46
15	36	20		22.53	22.51	22.48
15	36	39		22.58	22.44	22.53
15	75	0		22.51	22.47	22.43
15	1	0	64-QAM	22.65	22.68	22.74
15	1	37		22.71	22.62	22.65
15	1	74		22.67	22.67	22.70
15	36	0		21.62	21.58	21.51
15	36	20		21.57	21.56	21.48
15	36	39		21.60	21.47	21.56
15	75	0		21.53	21.50	21.44



LTE Band 71 Maximum Average Power [dBm]						
BW [MHz]	RB Size	RB Offset	Mod	Lowest	Middle	Highest
10	1	0	QPSK	24.42	24.39	24.34
10	1	25		24.47	24.39	24.38
10	1	49		24.36	24.31	24.38
10	25	0		23.51	23.50	23.32
10	25	12		23.47	23.44	23.44
10	25	25		23.43	23.42	23.42
10	50	0		23.48	23.45	23.45
10	1	0	16-QAM	23.74	23.70	23.69
10	1	25		23.83	23.76	23.71
10	1	49		23.74	23.55	23.72
10	25	0		22.59	22.58	22.45
10	25	12		22.48	22.57	22.59
10	25	25		22.53	22.47	22.51
10	50	0		22.57	22.55	22.54
10	1	0	64-QAM	22.66	22.63	22.56
10	1	25		22.74	22.67	22.62
10	1	49		22.61	22.52	22.65
10	25	0		21.63	21.55	21.45
10	25	12		21.63	21.58	21.59
10	25	25		21.55	21.50	21.52
10	50	0		21.60	21.57	21.55
5	1	0	QPSK	24.37	24.37	24.35
5	1	12		24.39	24.36	24.44
5	1	24		24.43	24.39	24.40
5	12	0		23.43	23.40	23.42
5	12	7		23.45	23.47	23.46
5	12	13		23.48	23.47	23.52
5	25	0		23.51	23.47	23.40
5	1	0	16-QAM	23.73	23.70	23.68
5	1	12		23.75	23.69	23.80
5	1	24		23.79	23.74	23.73
5	12	0		22.52	22.50	22.56
5	12	7		22.55	22.58	22.54
5	12	13		22.59	22.54	22.59
5	25	0		22.62	22.58	22.52
5	1	0	64-QAM	22.67	22.66	22.62
5	1	12		22.67	22.61	22.72
5	1	24		22.70	22.66	22.68
5	12	0		21.58	21.55	21.60
5	12	7		21.58	21.65	21.58
5	12	13		21.64	21.60	21.62
5	25	0		21.61	21.59	21.52



LTE Band 38(HPUE) Maximum Average Power [dBm]						
BW [MHz]	RB Size	RB Offset	Mod	Lowest	Middle	Highest
20	1	0	QPSK	25.18	24.52	24.64
20	1	49		25.05	24.81	24.97
20	1	99		24.55	24.81	25.64
20	50	0		24.14	23.67	23.99
20	50	24		23.93	23.67	24.13
20	50	50		23.73	23.65	24.42
20	100	0		23.77	23.55	24.08
20	1	0	16-QAM	24.54	23.89	23.96
20	1	49		23.91	23.50	24.41
20	1	99		23.81	23.95	24.94
20	50	0		23.23	22.76	23.10
20	50	24		23.06	22.79	23.27
20	50	50		22.88	22.77	23.52
20	100	0		22.94	22.68	23.20
20	1	0	64-QAM	23.55	22.86	22.92
20	1	49		23.07	22.83	23.25
20	1	99		22.80	23.02	23.85
20	50	0		22.23	21.73	22.11
20	50	24		22.04	21.75	22.22
20	50	50		21.86	21.79	22.47
20	100	0		21.92	21.69	22.22
15	1	0	QPSK	25.10	24.50	24.57
15	1	37		24.98	24.74	24.87
15	1	74		24.50	24.76	25.60
15	36	0		24.14	23.58	23.89
15	36	20		23.91	23.65	24.11
15	36	39		23.70	23.58	24.33
15	75	0		23.76	23.55	24.02
15	1	0	16-QAM	24.52	23.86	23.94
15	1	37		23.81	23.53	24.41
15	1	74		23.80	23.90	24.91
15	36	0		23.18	22.66	23.07
15	36	20		23.06	22.71	23.18
15	36	39		22.83	22.75	23.48
15	75	0		22.88	22.62	23.11
15	1	0	64-QAM	23.52	22.85	22.87
15	1	37		23.06	22.76	23.20
15	1	74		22.70	22.97	23.78
15	36	0		22.13	21.67	22.08
15	36	20		21.97	21.68	22.22
15	36	39		21.86	21.77	22.38
15	75	0		21.86	21.65	22.22



LTE Band 38(HPUE) Maximum Average Power [dBm]						
BW [MHz]	RB Size	RB Offset	Mod	Lowest	Middle	Highest
10	1	0	QPSK	25.15	24.52	24.55
10	1	25		25.03	24.80	24.91
10	1	49		24.54	24.72	25.61
10	25	0		24.08	23.66	23.89
10	25	12		23.93	23.59	24.13
10	25	25		23.70	23.58	24.33
10	50	0		23.68	23.55	24.00
10	1	0	16-QAM	24.48	23.85	23.89
10	1	25		23.83	23.57	24.37
10	1	49		23.79	23.93	24.91
10	25	0		23.21	22.73	23.00
10	25	12		23.00	22.76	23.20
10	25	25		22.80	22.69	23.52
10	50	0		22.91	22.61	23.13
10	1	0	64-QAM	23.50	22.79	22.88
10	1	25		23.07	22.75	23.25
10	1	49		22.75	23.00	23.76
10	25	0		22.21	21.63	22.05
10	25	12		21.97	21.75	22.14
10	25	25		21.78	21.74	22.37
10	50	0		21.83	21.61	22.22
5	1	0	QPSK	25.17	24.51	24.59
5	1	12		25.00	24.80	24.94
5	1	24		24.50	24.72	25.62
5	12	0		24.13	23.57	23.89
5	12	7		23.89	23.66	24.05
5	12	13		23.65	23.59	24.38
5	25	0		23.75	23.55	24.07
5	1	0	16-QAM	24.44	23.82	23.87
5	1	12		23.85	23.56	24.34
5	1	24		23.71	23.95	24.84
5	12	0		23.13	22.70	23.07
5	12	7		23.06	22.70	23.18
5	12	13		22.82	22.75	23.44
5	25	0		22.85	22.63	23.12
5	1	0	64-QAM	23.47	22.84	22.91
5	1	12		23.01	22.73	23.15
5	1	24		22.70	22.93	23.84
5	12	0		22.21	21.72	22.01
5	12	7		22.02	21.72	22.20
5	12	13		21.82	21.76	22.38
5	25	0		21.86	21.61	22.22



LTE Band 5_CA Maximum Average Power [dBm]								
BW [MHz]	PCC		SCC		Mod	Lowest	Middle	Highest
	RB Size	RB Offset	RB Size	RB Offset				
10+10	50	0	50	0	QPSK	22.40	22.36	22.31
10+10	1	0	1	49		13.47	13.48	13.53
10+10	1	49	1	0		24.31	24.30	24.27
10+10	50	0	50	0	16-QAM	21.46	21.43	21.37
10+10	1	0	1	49		13.56	13.53	13.61
10+10	1	49	1	0		23.32	23.36	23.38
10+10	50	0	50	0	64-QAM	21.48	21.46	21.40
10+10	1	0	1	49		13.52	13.51	13.50
10+10	1	49	1	0		21.31	21.30	21.31
10+5	50	0	25	0	QPSK	22.40	22.34	22.33
10+5	1	0	1	24		13.98	13.94	13.98
10+5	1	49	1	0		24.30	24.26	24.29
10+5	50	0	25	0	16-QAM	21.44	21.39	21.37
10+5	1	0	1	24		14.09	14.04	14.06
10+5	1	49	1	0		23.37	23.34	23.37
10+5	50	0	25	0	64-QAM	21.44	21.41	21.39
10+5	1	0	1	24		13.99	13.95	14.00
10+5	1	49	1	0		21.30	21.26	21.33
5+10	25	0	50	0	QPSK	22.40	22.42	22.43
5+10	1	0	1	49		13.90	13.93	13.89
5+10	1	24	1	0		24.28	24.19	24.23
5+10	25	0	50	0	16-QAM	21.44	21.30	21.39
5+10	1	0	1	49		14.00	14.14	14.09
5+10	1	24	1	0		23.39	23.41	23.32
5+10	25	0	50	0	64-QAM	21.35	21.31	21.31
5+10	1	0	1	49		13.91	13.91	13.93
5+10	1	24	1	0		21.28	21.23	21.32



LTE Band 66B_CA Maximum Average Power [dBm]								
BW [MHz]	PCC		SCC		Mod	Lowest	Middle	Highest
	RB Size	RB Offset	RB Size	RB Offset				
10+10	50	0	50	0	QPSK	22.51	22.51	21.78
10+10	1	0	1	49		13.77	13.65	13.65
10+10	1	49	1	0		24.47	24.50	23.28
10+10	50	0	50	0	16-QAM	21.76	21.66	20.91
10+10	1	0	1	49		14.47	14.32	14.27
10+10	1	49	1	0		23.78	23.99	22.84
10+10	50	0	50	0	64-QAM	21.59	21.72	20.85
10+10	1	0	1	49		14.29	13.97	14.08
10+10	1	49	1	0		21.84	22.03	20.81
15+5	75	0	25	0	QPSK	22.19	22.36	21.79
15+5	1	0	1	24		14.13	14.01	14.03
15+5	1	74	1	0		24.26	24.30	23.46
15+5	75	0	25	0	16-QAM	21.54	21.77	20.94
15+5	1	0	1	24		14.29	14.03	14.10
15+5	1	74	1	0		23.50	23.33	22.67
15+5	75	0	25	0	64-QAM	21.55	21.77	20.92
15+5	1	0	1	24		14.22	14.01	14.07
15+5	1	74	1	0		21.49	21.24	20.72
5+15	25	0	75	0	QPSK	22.18	22.34	21.79
5+15	1	0	1	74		14.17	14.01	14.01
5+15	1	24	1	0		24.40	24.38	23.61
5+15	25	0	75	0	16-QAM	21.58	21.82	20.95
5+15	1	0	1	74		14.24	14.08	14.13
5+15	1	24	1	0		23.48	23.34	22.68
5+15	25	0	75	0	64-QAM	21.50	21.73	20.97
5+15	1	0	1	74		14.21	13.99	14.03
5+15	1	24	1	0		21.48	21.22	20.77



LTE Band 66B_CA Maximum Average Power [dBm]								
BW [MHz]	PCC		SCC		Mod	Lowest	Middle	Highest
	RB Size	RB Offset	RB Size	RB Offset				
10+5	50	0	25	0	QPSK	22.14	22.38	21.82
10+5	1	0	1	24		14.09	14.05	14.06
10+5	1	49	1	0		24.29	24.30	23.38
10+5	50	0	25	0	16-QAM	21.50	21.73	20.89
10+5	1	0	1	24		14.33	14.02	14.15
10+5	1	49	1	0		23.51	23.34	22.64
10+5	50	0	25	0	64-QAM	21.58	21.72	20.90
10+5	1	0	1	24		14.17	13.97	14.09
10+5	1	49	1	0		21.51	21.29	20.75
5+10	25	0	50	0	QPSK	22.14	22.34	21.79
5+10	1	0	1	49		14.08	13.97	14.00
5+10	1	24	1	0		24.37	24.34	23.40
5+10	25	0	50	0	16-QAM	21.52	21.81	20.94
5+10	1	0	1	49		14.31	13.99	14.10
5+10	1	24	1	0		23.49	23.28	22.62
5+10	25	0	50	0	64-QAM	21.58	21.77	20.90
5+10	1	0	1	49		14.19	14.01	14.02
5+10	1	24	1	0		21.52	21.25	20.71
5+5	25	0	25	0	QPSK	22.16	22.34	21.74
5+5	1	0	1	24		14.16	13.96	14.08
5+5	1	24	1	0		24.41	24.44	23.37
5+5	25	0	25	0	16-QAM	21.55	21.80	20.89
5+5	1	0	1	24		14.29	14.06	14.09
5+5	1	24	1	0		23.47	23.32	22.62
5+5	25	0	25	0	64-QAM	21.60	21.74	20.90
5+5	1	0	1	24		14.26	14.05	14.04
5+5	1	24	1	0		21.52	21.25	20.74



LTE Band 66C_CA Maximum Average Power [dBm]								
BW [MHz]	PCC		SCC		Mod	Lowest	Middle	Highest
	RB Size	RB Offset	RB Size	RB Offset				
20+20	100	0	100	0	QPSK	22.66	22.10	22.25
20+20	1	0	1	99		15.47	15.63	15.53
20+20	1	99	1	0		24.25	24.41	24.17
20+20	100	0	100	0	16-QAM	21.64	21.11	21.28
20+20	1	0	1	99		16.70	16.20	16.12
20+20	1	99	1	0		23.77	23.90	23.68
20+20	100	0	100	0	64-QAM	20.81	20.05	20.24
20+20	1	0	1	99		16.30	16.09	16.21
20+20	1	99	1	0		21.67	21.98	21.51
20+15	100	0	75	0	QPSK	22.56	22.50	22.17
20+15	1	0	1	74		15.47	15.48	15.48
20+15	1	74	1	0		24.25	24.28	23.75
20+15	100	0	75	0	16-QAM	21.64	21.60	21.58
20+15	1	0	1	74		16.12	15.48	15.57
20+15	1	74	1	0		23.49	23.47	22.90
20+15	100	0	75	0	64-QAM	20.62	21.10	20.71
20+15	1	0	1	74		16.08	16.00	16.03
20+15	1	74	1	0		21.53	21.42	20.93
15+20	75	0	100	0	QPSK	22.59	22.48	22.19
15+20	1	0	1	99		15.46	15.53	15.43
15+20	1	74	1	0		24.32	24.48	24.30
15+20	75	0	100	0	16-QAM	21.62	21.64	21.54
15+20	1	0	1	99		16.16	15.52	15.61
15+20	1	74	1	0		23.49	23.51	22.91
15+20	75	0	100	0	64-QAM	20.64	21.13	20.69
15+20	1	0	1	99		16.06	15.95	16.05
15+20	1	74	1	0		21.49	21.47	20.96



LTE Band 66C_CA Maximum Average Power [dBm]								
BW [MHz]	PCC		SCC		Mod	Lowest	Middle	Highest
	RB Size	RB Offset	RB Size	RB Offset				
20+10	100	0	50	0	QPSK	22.53	22.48	22.20
20+10	1	0	1	49		15.50	15.53	15.46
20+10	1	99	1	0		24.26	24.17	23.28
20+10	100	0	50	0	16-QAM	21.68	21.64	21.55
20+10	1	0	1	49		16.08	15.45	15.57
20+10	1	99	1	0		23.47	23.50	22.92
20+10	100	0	50	0	64-QAM	20.61	21.15	20.69
20+10	1	0	1	49		16.05	16.00	16.01
20+10	1	99	1	0		21.56	21.43	20.91
10+20	50	0	100	0	QPSK	22.59	22.49	22.21
10+20	1	0	1	99		15.44	15.46	15.53
10+20	1	49	1	0		24.27	24.31	24.21
10+20	50	0	100	0	16-QAM	21.61	21.65	21.58
10+20	1	0	1	99		16.16	15.46	15.56
10+20	1	49	1	0		23.44	23.44	22.86
10+20	50	0	100	0	64-QAM	20.66	21.12	20.67
10+20	1	0	1	99		16.07	16.00	16.05
10+20	1	49	1	0		21.49	21.44	20.91
20+5	100	0	25	0	QPSK	22.61	22.46	22.21
20+5	1	0	1	24		15.42	15.50	15.45
20+5	1	99	1	0		24.17	24.11	23.35
20+5	100	0	25	0	16-QAM	21.59	21.62	21.61
20+5	1	0	1	24		16.17	15.43	15.53
20+5	1	99	1	0		23.47	23.48	22.93
20+5	100	0	25	0	64-QAM	20.66	21.06	20.67
20+5	1	0	1	24		16.07	15.98	16.08
20+5	1	99	1	0		21.57	21.37	20.91
5+20	25	0	100	0	QPSK	22.51	22.48	22.21
5+20	1	0	1	99		15.50	15.50	15.45
5+20	1	24	1	0		24.40	24.32	24.18
5+20	25	0	100	0	16-QAM	21.64	21.63	21.58
5+20	1	0	1	99		16.14	15.47	15.57
5+20	1	24	1	0		23.48	23.50	22.87
5+20	25	0	100	0	64-QAM	20.61	21.14	20.75
5+20	1	0	1	99		16.06	15.98	16.02
5+20	1	24	1	0		21.56	21.41	20.94



LTE Band 66C_CA Maximum Average Power [dBm]								
BW [MHz]	PCC		SCC		Mod	Lowest	Middle	Highest
	RB Size	RB Offset	RB Size	RB Offset				
15+10	75	0	50	0	QPSK	22.51	22.48	22.17
15+10	1	0	1	49		15.50	15.44	15.50
15+10	1	74	1	0		24.30	24.39	23.41
15+10	75	0	50	0	16-QAM	21.66	21.64	21.56
15+10	1	0	1	49		16.10	15.46	15.57
15+10	1	74	1	0		23.45	23.48	22.94
15+10	75	0	50	0	64-QAM	20.59	21.09	20.74
15+10	1	0	1	49		16.07	15.98	16.06
15+10	1	74	1	0		21.53	21.40	20.93
10+15	50	0	75	0	QPSK	22.60	22.45	22.19
10+15	1	0	1	74		15.49	15.47	15.53
10+15	1	49	1	0		24.24	24.39	23.79
10+15	50	0	75	0	16-QAM	21.69	21.60	21.60
10+15	1	0	1	74		16.15	15.51	15.56
10+15	1	49	1	0		23.44	23.48	22.90
10+15	50	0	75	0	64-QAM	20.57	21.13	20.69
10+15	1	0	1	74		16.05	15.96	16.00
10+15	1	49	1	0		21.50	21.43	20.91
15+15	75	0	75	0	QPSK	22.59	22.54	22.20
15+15	1	0	1	74		15.48	15.44	15.49
15+15	1	74	1	0		24.39	24.46	23.81
15+15	75	0	75	0	16-QAM	21.62	21.58	21.57
15+15	1	0	1	74		16.09	15.50	15.52
15+15	1	74	1	0		23.48	23.48	22.87
15+15	75	0	75	0	64-QAM	20.61	21.15	20.70
15+15	1	0	1	74		16.13	15.97	16.05
15+15	1	74	1	0		21.58	21.47	20.92



LTE Band 41_CA Maximum Average Power [dBm]								
BW [MHz]	PCC		SCC		Mod	Lowest	Middle	Highest
	RB Size	RB Offset	RB Size	RB Offset				
20+20	100	0	100	0	QPSK	21.55	21.77	21.89
20+20	1	0	1	99		9.04	9.41	9.39
20+20	1	99	1	0		23.44	23.82	24.20
20+20	100	0	100	0	16-QAM	20.61	20.85	20.95
20+20	1	0	1	99		9.41	9.78	9.70
20+20	1	99	1	0		22.34	22.49	23.06
20+20	100	0	100	0	64-QAM	20.57	20.25	20.23
20+20	1	0	1	99		8.97	9.32	9.28
20+20	1	99	1	0		20.04	20.22	20.82
20+15	100	0	75	0	QPSK	21.51	21.82	21.89
20+15	1	0	1	74		9.00	9.43	9.47
20+15	1	99	1	0		23.51	23.58	23.98
20+15	100	0	75	0	16-QAM	20.64	20.93	21.03
20+15	1	0	1	74		9.35	9.78	9.76
20+15	1	99	1	0		22.34	22.57	22.87
20+15	100	0	75	0	64-QAM	20.61	20.62	20.99
20+15	1	0	1	74		8.90	9.28	9.34
20+15	1	99	1	0		20.02	20.28	20.61
15+20	75	0	100	0	QPSK	21.52	21.79	21.93
15+20	1	0	1	99		9.03	9.41	9.43
15+20	1	74	1	0		23.28	23.58	24.11
15+20	75	0	100	0	16-QAM	20.67	20.91	21.01
15+20	1	0	1	99		9.38	9.80	9.71
15+20	1	74	1	0		22.29	22.54	22.85
15+20	75	0	100	0	64-QAM	20.59	20.58	20.98
15+20	1	0	1	99		8.92	9.23	9.32
15+20	1	74	1	0		20.00	20.26	20.61



LTE Band 41_CA Maximum Average Power [dBm]								
BW [MHz]	PCC		SCC		Mod	Lowest	Middle	Highest
	RB Size	RB Offset	RB Size	RB Offset				
20+10	100	0	50	0	QPSK	21.53	21.80	21.87
20+10	1	0	1	49		8.99	9.38	9.42
20+10	1	99	1	0		23.49	23.86	24.03
20+10	100	0	50	0	16-QAM	20.60	20.97	21.07
20+10	1	0	1	49		9.38	9.80	9.72
20+10	1	99	1	0		22.32	22.58	22.84
20+10	100	0	50	0	64-QAM	20.65	20.59	20.98
20+10	1	0	1	49		8.86	9.33	9.34
20+10	1	99	1	0		20.05	20.33	20.58
10+20	50	0	100	0	QPSK	21.46	21.81	21.84
10+20	1	0	1	99		8.99	9.44	9.50
10+20	1	49	1	0		24.00	24.46	24.12
10+20	50	0	100	0	16-QAM	20.64	20.96	21.00
10+20	1	0	1	99		9.34	9.78	9.72
10+20	1	49	1	0		22.29	22.53	22.86
10+20	50	0	100	0	64-QAM	20.63	20.67	20.97
10+20	1	0	1	99		8.90	9.27	9.31
10+20	1	49	1	0		20.04	20.26	20.59
20+5	100	0	25	0	QPSK	21.47	21.85	21.85
20+5	1	0	1	24		9.00	9.45	9.52
20+5	1	99	1	0		23.43	23.75	23.86
20+5	100	0	25	0	16-QAM	20.59	20.89	20.99
20+5	1	0	1	24		9.31	9.80	9.78
20+5	1	99	1	0		22.33	22.57	22.91
20+5	100	0	25	0	64-QAM	20.59	20.57	20.99
20+5	1	0	1	24		8.95	9.23	9.35
20+5	1	99	1	0		20.01	20.23	20.59
5+20	25	0	100	0	QPSK	21.51	21.84	21.89
5+20	1	0	1	99		9.04	9.40	9.47
5+20	1	24	1	0		23.19	24.82	24.94
5+20	25	0	100	0	16-QAM	20.69	20.97	21.07
5+20	1	0	1	99		9.37	9.75	9.73
5+20	1	24	1	0		22.39	22.52	22.92
5+20	25	0	100	0	64-QAM	20.65	20.59	20.98
5+20	1	0	1	99		8.86	9.31	9.30
5+20	1	24	1	0		20.00	20.27	20.61



LTE Band 41_CA Maximum Average Power [dBm]								
BW [MHz]	PCC		SCC		Mod	Lowest	Middle	Highest
	RB Size	RB Offset	RB Size	RB Offset				
15+10	75	0	50	0	QPSK	21.55	21.83	21.87
15+10	1	0	1	49		9.02	9.43	9.44
15+10	1	74	1	0		23.89	24.33	24.10
15+10	75	0	50	0	16-QAM	20.67	20.88	21.06
15+10	1	0	1	49		9.31	9.76	9.75
15+10	1	74	1	0		22.29	22.62	22.89
15+10	75	0	50	0	64-QAM	20.64	20.66	20.95
15+10	1	0	1	49		8.88	9.30	9.30
15+10	1	74	1	0		19.97	20.30	20.59
10+15	50	0	75	0	QPSK	21.54	21.85	21.90
10+15	1	0	1	74		8.96	9.47	9.51
10+15	1	49	1	0		23.48	24.79	24.11
10+15	50	0	75	0	16-QAM	20.59	20.92	21.05
10+15	1	0	1	74		9.39	9.80	9.71
10+15	1	49	1	0		22.30	22.62	22.83
10+15	50	0	75	0	64-QAM	20.61	20.62	21.02
10+15	1	0	1	74		8.89	9.30	9.29
10+15	1	49	1	0		19.98	20.25	20.57
15+15	75	0	75	0	QPSK	21.49	21.84	21.90
15+15	1	0	1	74		9.05	9.48	9.52
15+15	1	74	1	0		23.74	24.28	24.04
15+15	75	0	75	0	16-QAM	20.67	20.98	21.05
15+15	1	0	1	74		9.30	9.81	9.78
15+15	1	74	1	0		22.29	22.59	22.82
15+15	75	0	75	0	64-QAM	20.56	20.62	20.99
15+15	1	0	1	74		8.87	9.29	9.31
15+15	1	74	1	0		19.99	20.23	20.66



LTE Band 7_CA Maximum Average Power [dBm]								
BW [MHz]	PCC		SCC		Mod	Lowest	Middle	Highest
	RB Size	RB Offset	RB Size	RB Offset				
20+20	100	0	100	0	QPSK	22.02	22.26	22.09
20+20	1	0	1	99		15.32	15.35	15.38
20+20	1	99	1	0		24.03	23.86	24.22
20+20	100	0	100	0	16-QAM	21.06	21.39	21.52
20+20	1	0	1	99		15.43	15.42	15.24
20+20	1	99	1	0		23.27	23.16	23.41
20+20	100	0	100	0	64-QAM	20.01	20.79	20.85
20+20	1	0	1	99		15.82	15.23	15.31
20+20	1	99	1	0		21.29	21.23	21.42
20+15	100	0	75	0	QPSK	22.22	22.25	22.46
20+15	1	0	1	74		15.25	15.38	15.33
20+15	1	99	1	0		24.02	23.56	24.38
20+15	100	0	75	0	16-QAM	21.30	21.37	21.49
20+15	1	0	1	74		15.35	15.33	15.38
20+15	1	99	1	0		23.28	23.01	23.46
20+15	100	0	75	0	64-QAM	20.31	20.85	21.18
20+15	1	0	1	74		15.28	15.22	15.31
20+15	1	99	1	0		21.24	21.15	21.45
15+20	75	0	100	0	QPSK	22.25	22.25	22.50
15+20	1	0	1	99		15.21	15.39	15.31
15+20	1	74	1	0		24.06	23.56	24.19
15+20	75	0	100	0	16-QAM	21.28	21.42	21.53
15+20	1	0	1	99		15.40	15.33	15.37
15+20	1	74	1	0		23.27	23.06	23.50
15+20	75	0	100	0	64-QAM	20.35	20.82	21.20
15+20	1	0	1	99		15.32	15.27	15.26
15+20	1	74	1	0		21.23	21.20	21.48



LTE Band 7_CA Maximum Average Power [dBm]								
BW [MHz]	PCC		SCC		Mod	Lowest	Middle	Highest
	RB Size	RB Offset	RB Size	RB Offset				
20+10	100	0	75	0	QPSK	22.17	22.26	22.43
20+10	1	0	1	74		15.27	15.41	15.30
20+10	1	99	1	0		24.01	23.54	24.35
20+10	100	0	75	0	16-QAM	21.29	21.33	21.51
20+10	1	0	1	74		15.31	15.30	15.41
20+10	1	99	1	0		23.30	23.06	23.46
20+10	100	0	75	0	64-QAM	20.33	20.86	21.13
20+10	1	0	1	74		15.31	15.23	15.26
20+10	1	99	1	0		21.21	21.10	21.50
10+20	75	0	100	0	QPSK	22.23	22.30	22.45
10+20	1	0	1	99		15.28	15.42	15.38
10+20	1	74	1	0		24.06	23.54	24.23
10+20	75	0	100	0	16-QAM	21.25	21.35	21.53
10+20	1	0	1	99		15.39	15.32	15.43
10+20	1	74	1	0		23.25	23.06	23.46
10+20	75	0	100	0	64-QAM	20.32	20.90	21.23
10+20	1	0	1	99		15.24	15.24	15.36
10+20	1	74	1	0		21.29	21.18	21.41
15+15	75	0	100	0	QPSK	22.26	22.23	22.44
15+15	1	0	1	99		15.29	15.43	15.38
15+15	1	74	1	0		23.99	23.52	24.27
15+15	75	0	100	0	16-QAM	21.35	21.37	21.49
15+15	1	0	1	99		15.31	15.30	15.40
15+15	1	74	1	0		23.29	22.96	23.45
15+15	75	0	100	0	64-QAM	20.33	20.86	21.21
15+15	1	0	1	99		15.32	15.27	15.32
15+15	1	74	1	0		21.23	21.18	21.46
15+10	75	0	100	0	QPSK	22.26	22.29	22.44
15+10	1	0	1	99		15.30	15.41	15.35
15+10	1	74	1	0		24.02	23.51	24.28
15+10	75	0	100	0	16-QAM	21.25	21.41	21.54
15+10	1	0	1	99		15.32	15.33	15.42
15+10	1	74	1	0		23.25	22.98	23.44
15+10	75	0	100	0	64-QAM	20.32	20.89	21.16
15+10	1	0	1	99		15.29	15.23	15.33
15+10	1	74	1	0		21.20	21.14	21.40



<Primary Antenna>

LTE Band 30 Maximum Average Power [dBm]						
BW [MHz]	RB Size	RB Offset	Mod	Lowest	Middle	Highest
10	1	0	QPSK		21.41	
10	1	25			21.40	
10	1	49			21.50	
10	25	0			20.44	
10	25	12			20.47	
10	25	25			20.41	
10	50	0			20.44	
10	1	0	16-QAM	-	20.75	-
10	1	25			20.74	
10	1	49			20.84	
10	25	0			19.49	
10	25	12			19.50	
10	25	25			19.50	
10	50	0			19.49	
10	1	0	64-QAM		19.62	
10	1	25			19.63	
10	1	49			19.74	
10	25	0			18.50	
10	25	12			18.52	
10	25	25			18.51	
10	50	0			18.49	
5	1	0	QPSK	21.38	21.40	21.37
5	1	12		21.41	21.40	21.48
5	1	24		21.39	21.39	21.45
5	12	0		20.42	20.40	20.40
5	12	7		20.45	20.42	20.40
5	12	13		20.40	20.41	20.48
5	25	0		20.41	20.42	20.40
5	1	0	16-QAM	20.72	20.71	20.71
5	1	12		20.74	20.74	20.81
5	1	24		20.72	20.70	20.81
5	12	0		19.47	19.45	19.45
5	12	7		19.50	19.49	19.48
5	12	13		19.47	19.47	19.55
5	25	0		19.46	19.47	19.46
5	1	0	64-QAM	19.62	19.61	19.59
5	1	12		19.61	19.63	19.69
5	1	24		19.60	19.60	19.68
5	12	0		18.49	18.50	18.47
5	12	7		18.51	18.52	18.51
5	12	13		18.51	18.50	18.60
5	25	0		18.46	18.48	18.45



<ASDIV Antenna>

LTE Band 30 Maximum Average Power [dBm]						
BW [MHz]	RB Size	RB Offset	Mod	Lowest	Middle	Highest
10	1	0	QPSK		21.58	
10	1	25			21.49	
10	1	49			21.48	
10	25	0			20.53	
10	25	12			20.53	
10	25	25			20.47	
10	50	0			20.53	
10	1	0	16-QAM	-	20.81	-
10	1	25			20.83	
10	1	49			20.79	
10	25	0			19.59	
10	25	12			19.63	
10	25	25			19.58	
10	50	0			19.58	
10	1	0	64-QAM		19.76	
10	1	25			19.73	
10	1	49			19.70	
10	25	0			18.61	
10	25	12			18.64	
10	25	25			18.58	
10	50	0			18.60	
5	1	0	QPSK	21.48	21.57	21.54
5	1	12		21.55	21.58	21.55
5	1	24		21.57	21.57	21.54
5	12	0		20.60	20.60	20.59
5	12	7		20.63	20.63	20.61
5	12	13		20.61	20.59	20.54
5	25	0		20.52	20.59	20.56
5	1	0	16-QAM	20.89	20.94	20.90
5	1	12		20.86	20.84	20.90
5	1	24		20.89	20.86	20.87
5	12	0		19.67	19.68	19.65
5	12	7		19.71	19.68	19.67
5	12	13		19.66	19.67	19.64
5	25	0		19.67	19.66	19.64
5	1	0	64-QAM	19.83	19.82	19.80
5	1	12		19.83	19.82	19.81
5	1	24		19.81	19.79	19.76
5	12	0		18.69	18.69	18.67
5	12	7		18.73	18.73	18.70
5	12	13		18.71	18.70	18.68
5	25	0		18.68	18.67	18.64



LTE Band 5B

26dB Bandwidth

Mode	LTE Band 5B : 26dB BW(MHz)		
QPSK			
BW	3MHz+5MHz	5MHz+3MHz	5MHz+10MHz
Lowest CH	not supported	not supported	14.60
Middle CH	not supported	not supported	14.69
Highest CH	not supported	not supported	14.48
BW	10MHz+5MHz	10MHz+10MHz	N/A
Lowest CH	14.54	19.66	-
Middle CH	14.63	19.58	-
Highest CH	14.72	19.54	-

Mode	LTE Band 5B : 26dB BW(MHz)		
16QAM			
BW	3MHz+5MHz	5MHz+3MHz	5MHz+10MHz
Lowest CH	not supported	not supported	14.51
Middle CH	not supported	not supported	14.57
Highest CH	not supported	not supported	14.60
BW	10MHz+5MHz	10MHz+10MHz	N/A
Lowest CH	14.69	19.54	-
Middle CH	14.57	19.58	-
Highest CH	14.66	19.58	-

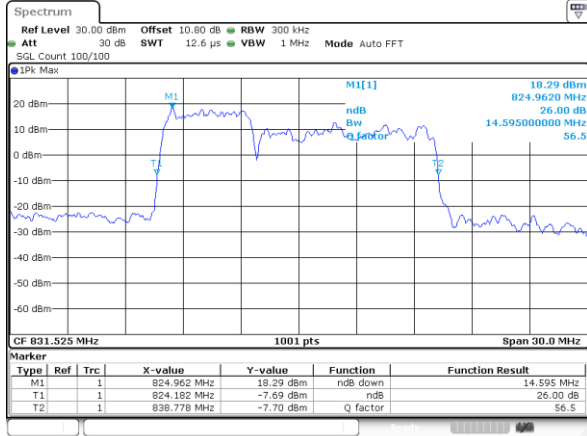
Mode	LTE Band 5B : 26dB BW(MHz)		
64QAM			
BW	3MHz+5MHz	5MHz+3MHz	5MHz+10MHz
Lowest CH	not supported	not supported	14.60
Middle CH	not supported	not supported	14.57
Highest CH	not supported	not supported	14.54
BW	10MHz+5MHz	10MHz+10MHz	N/A
Lowest CH	14.75	19.58	-
Middle CH	14.72	19.66	-
Highest CH	14.60	19.54	-



LTE Band 5B

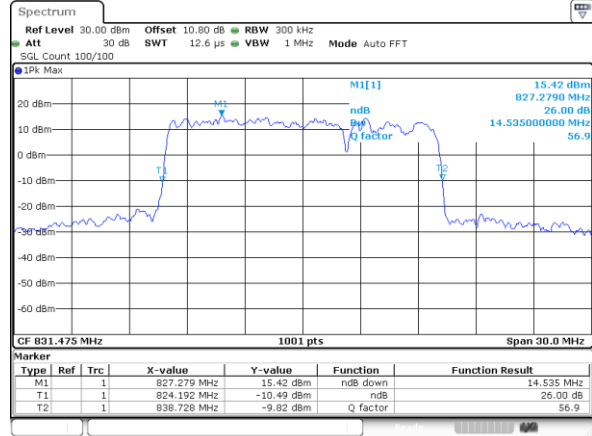
QPSK

Lowest Channel / 5MHz+10MHz



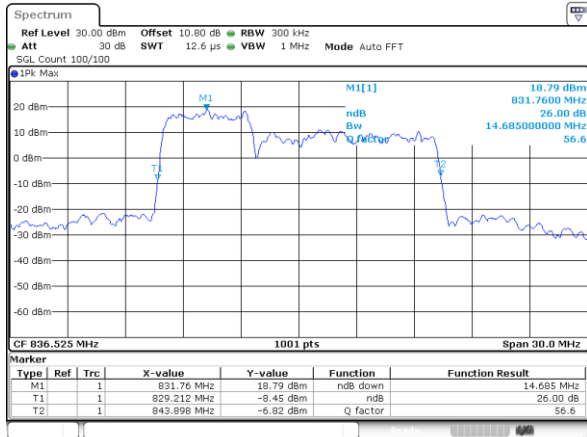
Date: 23_JAN_2020 05:14:29

Lowest Channel / 10MHz+5MHz



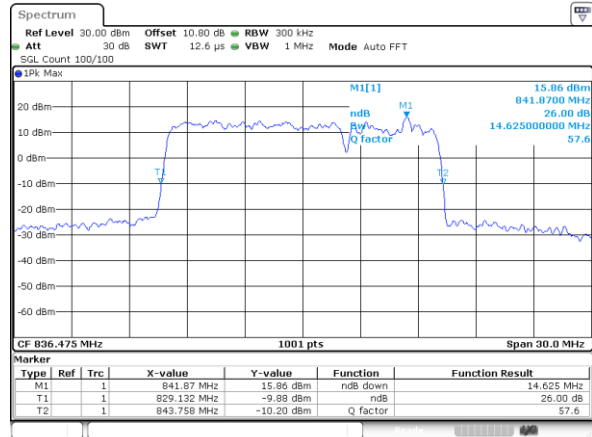
Date: 23_JAN_2020 06:15:52

Middle Channel / 5MHz+10MHz



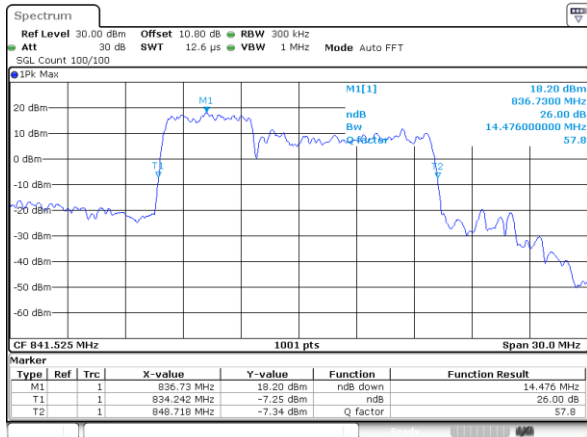
Date: 23_JAN_2020 06:00:25

Middle Channel / 10MHz+5MHz



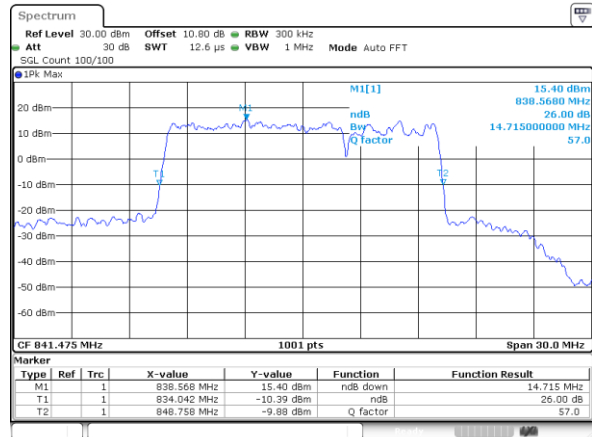
Date: 23_JAN_2020 04:24:17

Highest Channel / 5MHz+10MHz



Date: 23_JAN_2020 06:16:11

Highest Channel / 10MHz+5MHz



Date: 23_JAN_2020 04:39:51

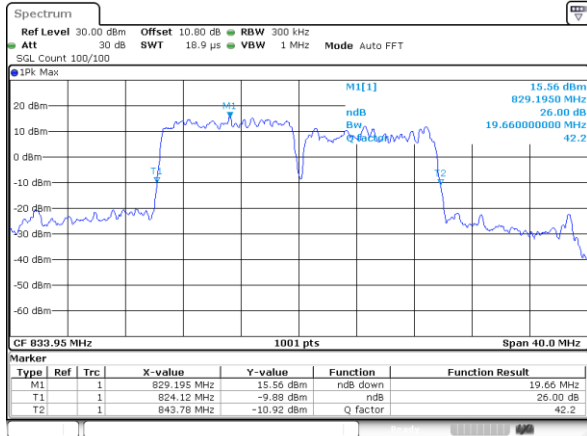


LTE Band 5B

QPSK

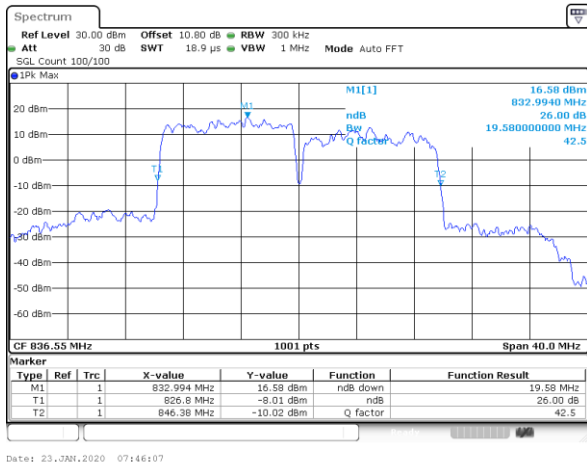
Lowest Channel / 10MHz+10MHz

N/A



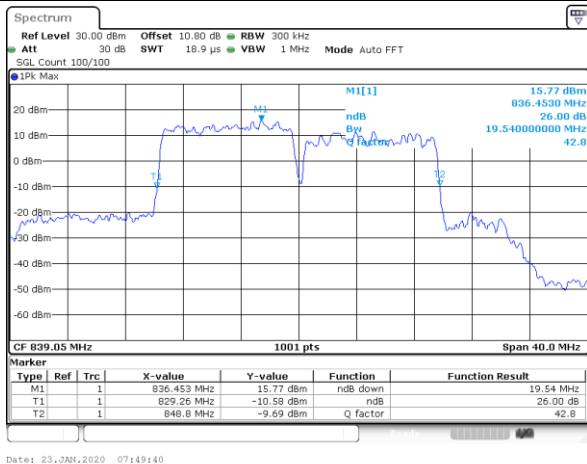
Middle Channel / 10MHz+10MHz

N/A



Highest Channel / 10MHz+10MHz

N/A

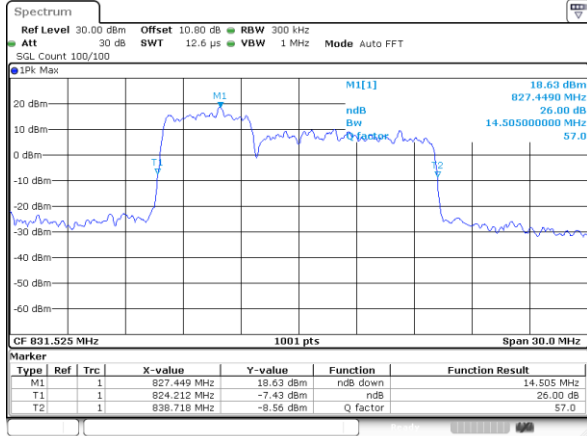




LTE Band 5B

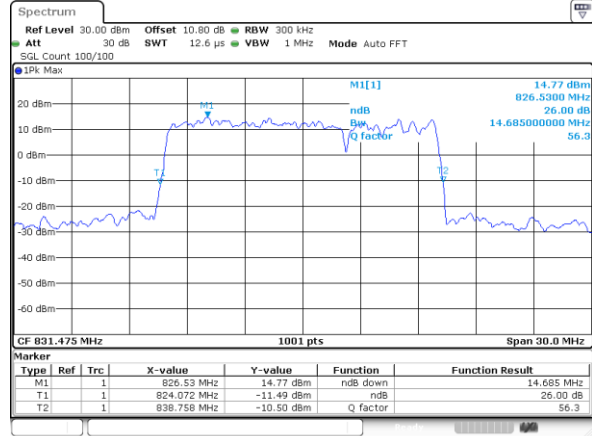
16QAM

Lowest Channel / 5MHz+10MHz



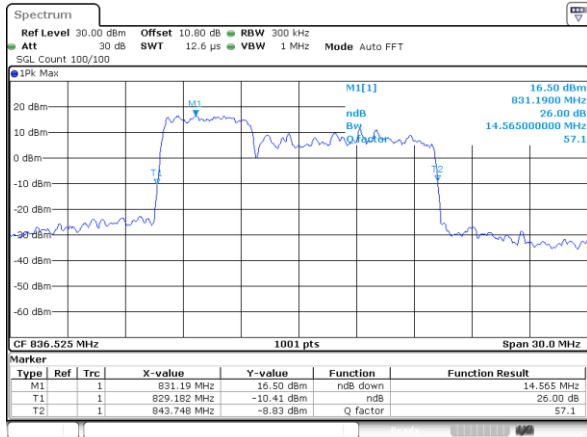
Date: 23_JAN_2020 05:14:04

Lowest Channel / 10MHz+5MHz



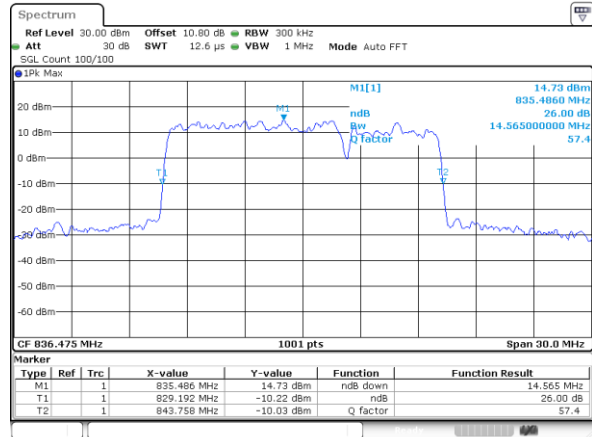
Date: 23_JAN_2020 06:15:27

Middle Channel / 5MHz+10MHz



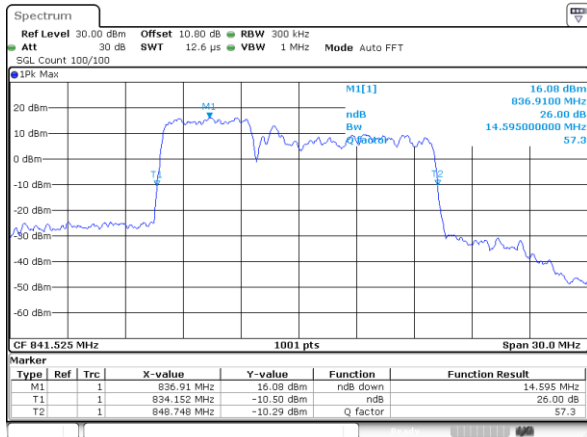
Date: 23_JAN_2020 06:00:00

Middle Channel / 10MHz+5MHz



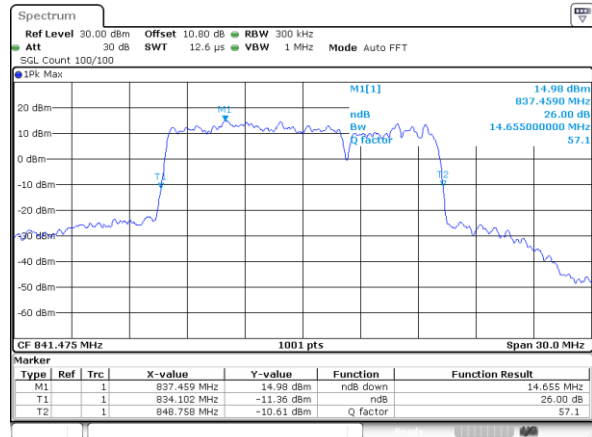
Date: 23_JAN_2020 04:23:52

Highest Channel / 5MHz+10MHz



Date: 23_JAN_2020 06:16:36

Highest Channel / 10MHz+5MHz



Date: 23_JAN_2020 04:40:16

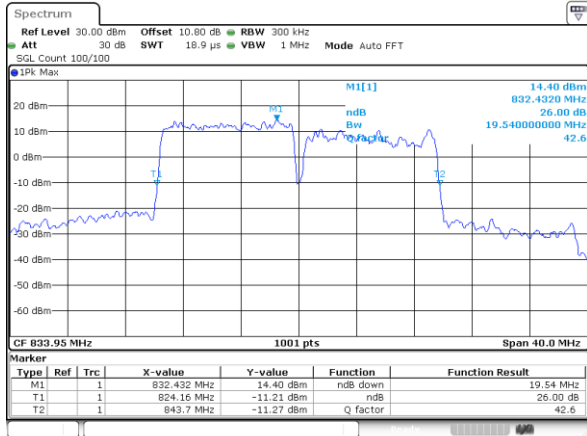


LTE Band 5B

16QAM

Lowest Channel / 10MHz+10MHz

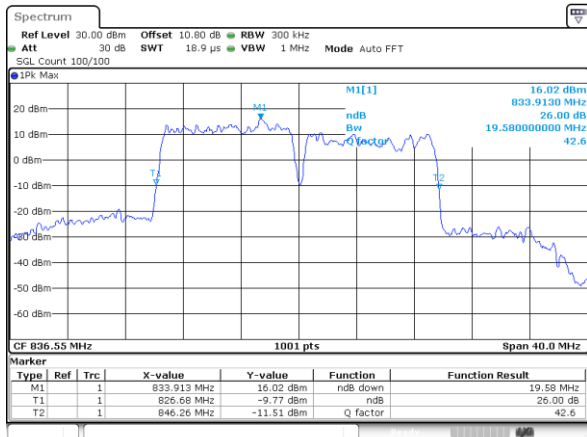
N/A



Date: 23_JAN_2020 07:39:39

Middle Channel / 10MHz+10MHz

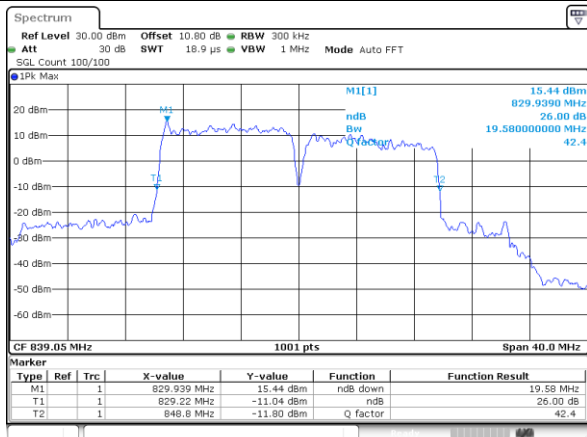
N/A



Date: 23_JAN_2020 07:46:49

Highest Channel / 10MHz+10MHz

N/A



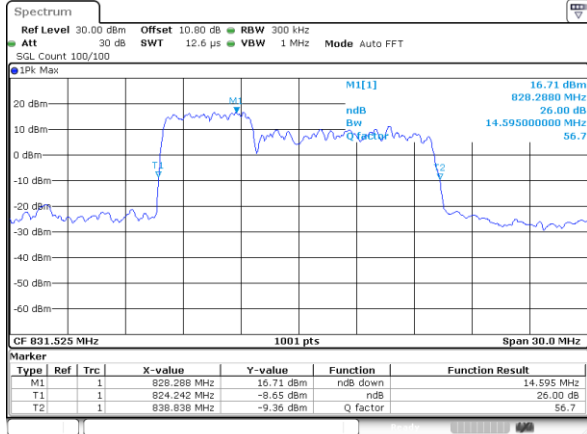
Date: 23_JAN_2020 07:50:10



LTE Band 5B

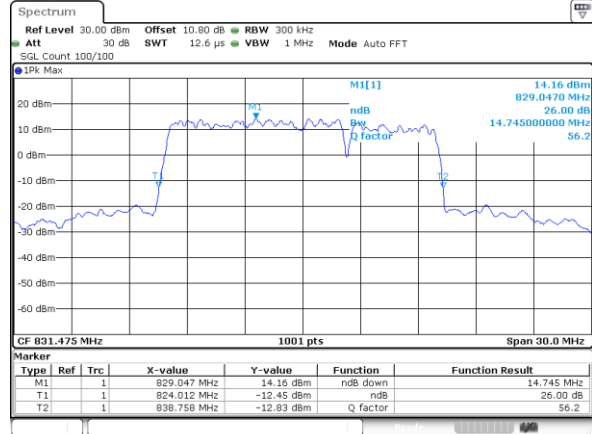
64QAM

Lowest Channel / 5MHz+10MHz



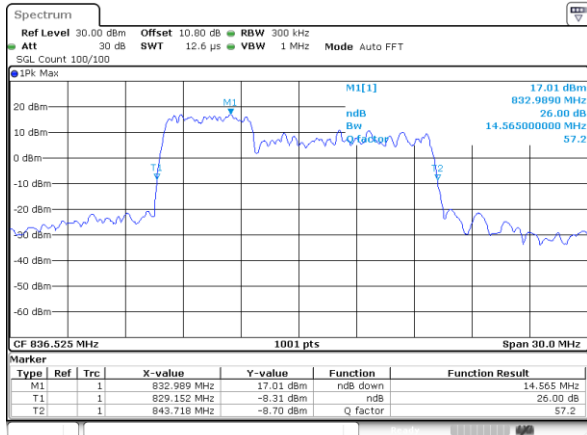
Date: 23_JAN_2020 05:13:40

Lowest Channel / 10MHz+5MHz



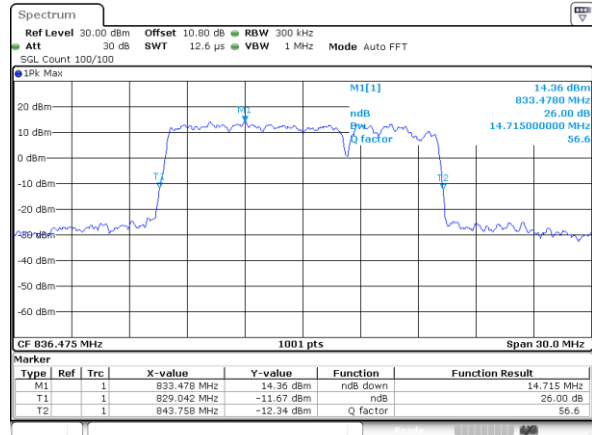
Date: 23_JAN_2020 06:15:02

Middle Channel / 5MHz+10MHz



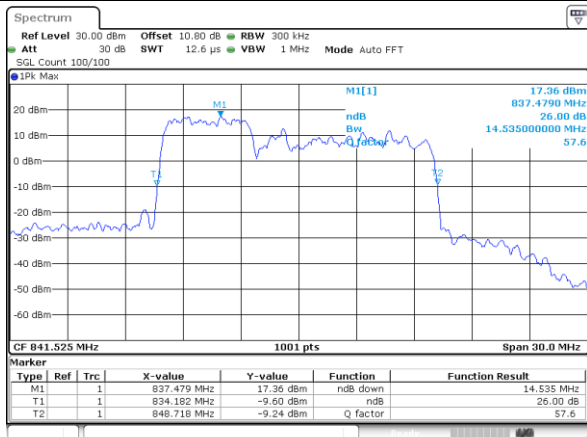
Date: 23_JAN_2020 05:59:36

Middle Channel / 10MHz+5MHz



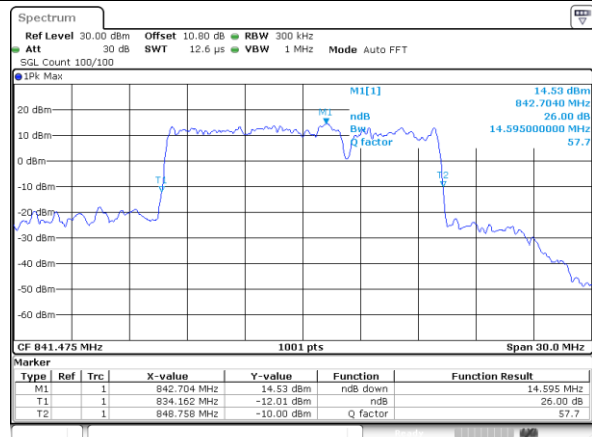
Date: 23_JAN_2020 04:23:27

Highest Channel / 5MHz+10MHz



Date: 23_JAN_2020 06:17:00

Highest Channel / 10MHz+5MHz



Date: 23_JAN_2020 04:40:41

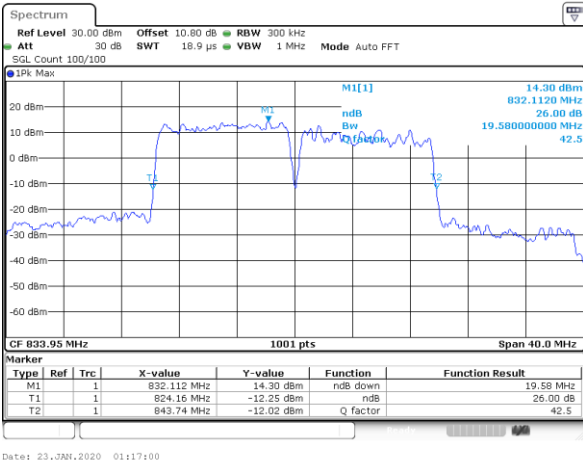


LTE Band 5B

64QAM

Lowest Channel / 10MHz+10MHz

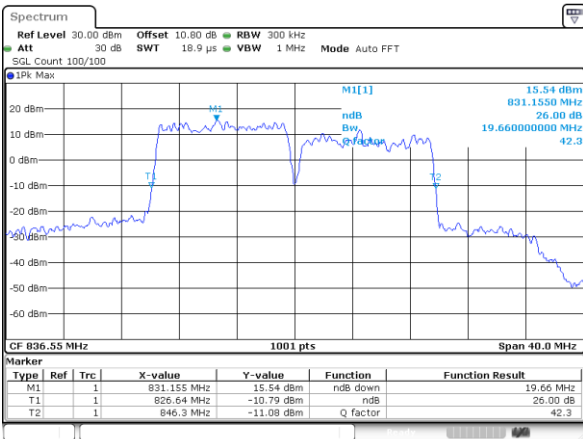
N/A



Date: 23_JAN_2020 01:17:00

Middle Channel / 10MHz+10MHz

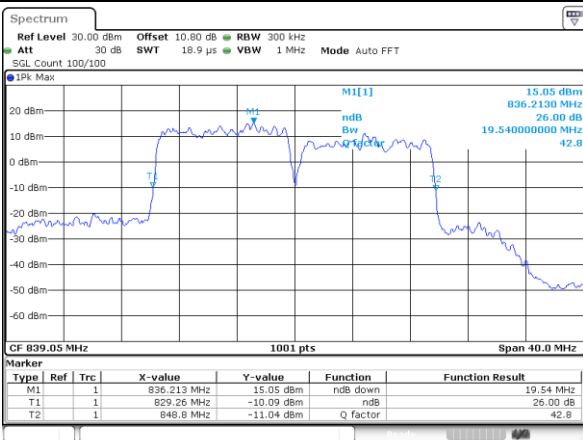
N/A



Date: 23_JAN_2020 07:47:35

Highest Channel / 10MHz+10MHz

N/A



Date: 23_JAN_2020 02:17:05



Occupied Bandwidth

Mode	LTE Band 5B : 99%OBW(MHz)		
QPSK			
BW	3MHz+5MHz	5MHz+3MHz	5MHz+10MHz
Lowest CH	not supported	not supported	13.76
Middle CH	not supported	not supported	13.79
Highest CH	not supported	not supported	13.79
BW	10MHz+5MHz	10MHz+10MHz	N/A
Lowest CH	13.79	18.82	-
Middle CH	13.85	18.70	-
Highest CH	13.82	18.74	-

Mode	LTE Band 5B : 99%OBW(MHz)		
16QAM			
BW	3MHz+5MHz	5MHz+3MHz	5MHz+10MHz
Lowest CH	not supported	not supported	13.79
Middle CH	not supported	not supported	13.76
Highest CH	not supported	not supported	13.79
BW	10MHz+5MHz	10MHz+10MHz	N/A
Lowest CH	13.82	18.70	-
Middle CH	13.91	18.58	-
Highest CH	13.82	18.66	-

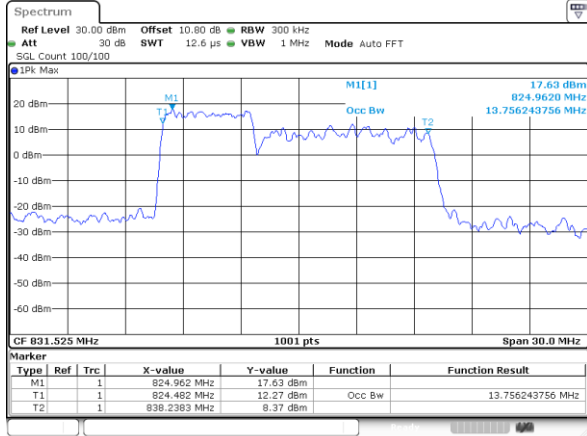
Mode	LTE Band 5B : 99%OBW(MHz)		
64QAM			
BW	3MHz+5MHz	5MHz+3MHz	5MHz+10MHz
Lowest CH	not supported	not supported	13.88
Middle CH	not supported	not supported	13.76
Highest CH	not supported	not supported	13.79
BW	10MHz+5MHz	10MHz+10MHz	N/A
Lowest CH	13.97	18.62	-
Middle CH	13.91	18.78	-
Highest CH	13.82	18.66	-



LTE Band 5B

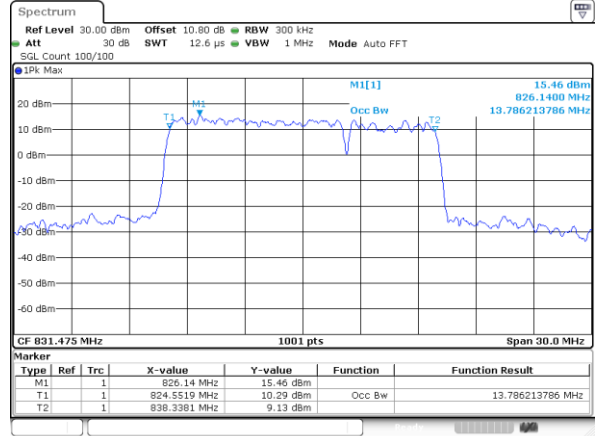
QPSK

Lowest Channel / 5MHz+10MHz



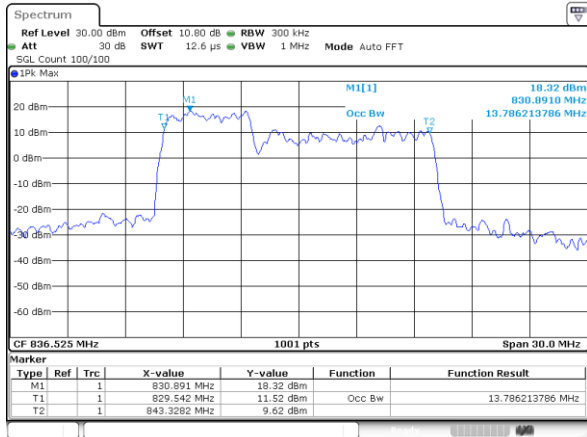
Date: 23_JAN_2020 05:12:25

Lowest Channel / 10MHz+5MHz



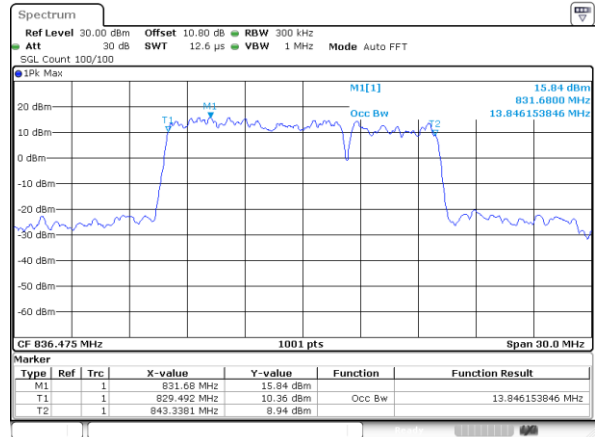
Date: 23_JAN_2020 06:48:49

Middle Channel / 5MHz+10MHz



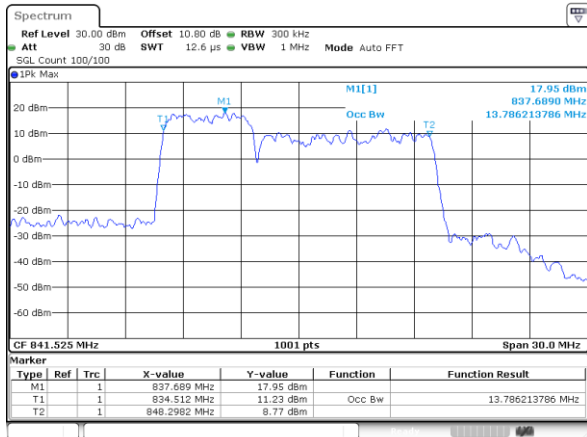
Date: 23_JAN_2020 05:58:22

Middle Channel / 10MHz+5MHz



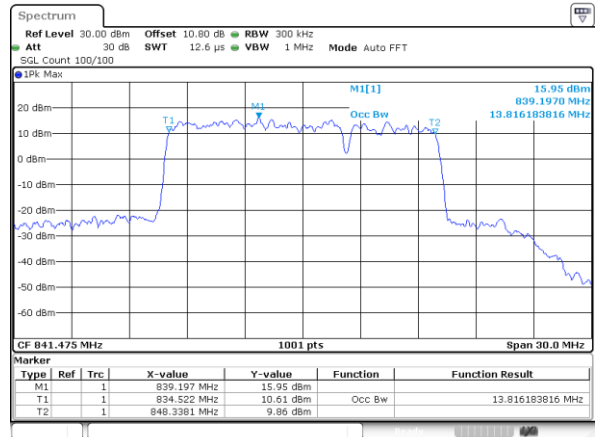
Date: 23_JAN_2020 04:22:13

Highest Channel / 5MHz+10MHz



Date: 23_JAN_2020 06:15:47

Highest Channel / 10MHz+5MHz



Date: 23_JAN_2020 04:39:28

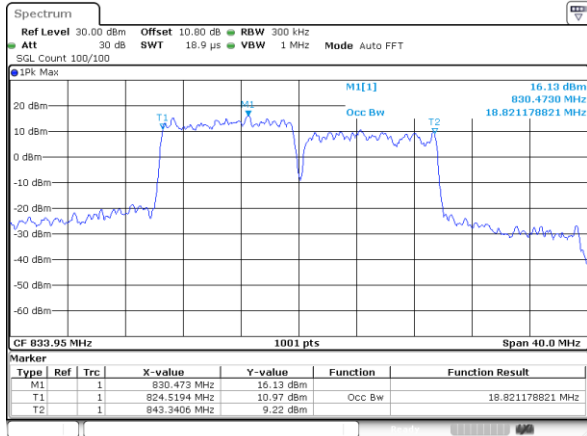


LTE Band 5B

QPSK

Lowest Channel / 10MHz+10MHz

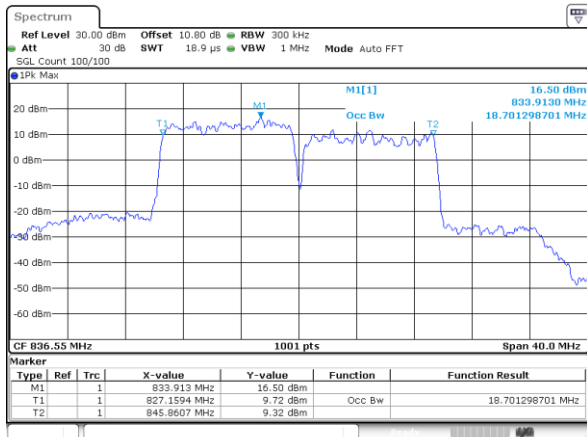
N/A



Date: 23_JAN.2020 01:15:46

Middle Channel / 10MHz+10MHz

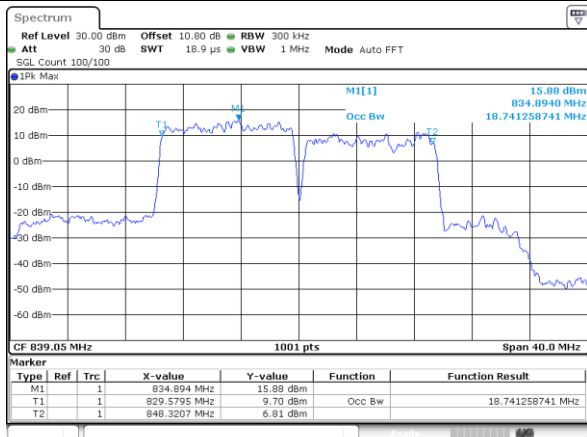
N/A



Date: 23_JAN.2020 01:15:08

Highest Channel / 10MHz+10MHz

N/A



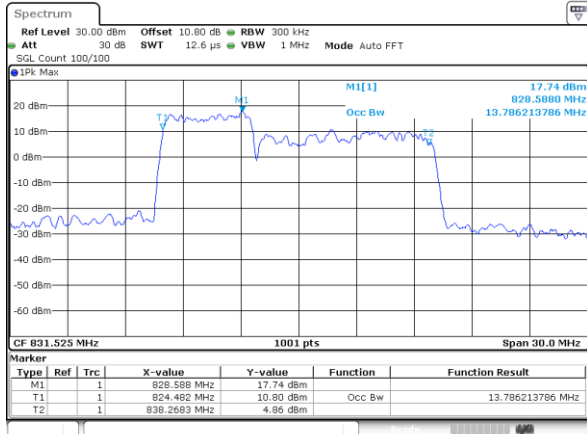
Date: 23_JAN.2020 02:16:22



LTE Band 5B

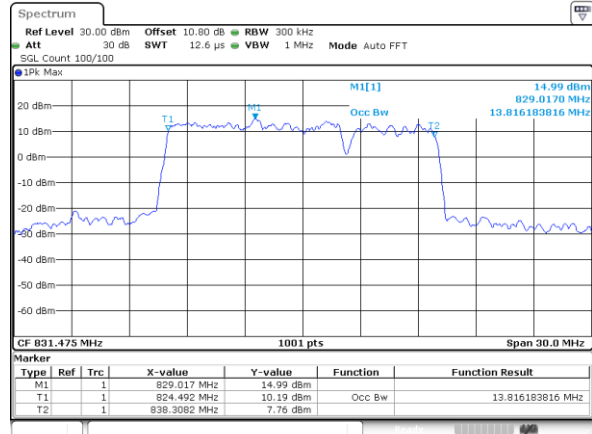
16QAM

Lowest Channel / 5MHz+10MHz



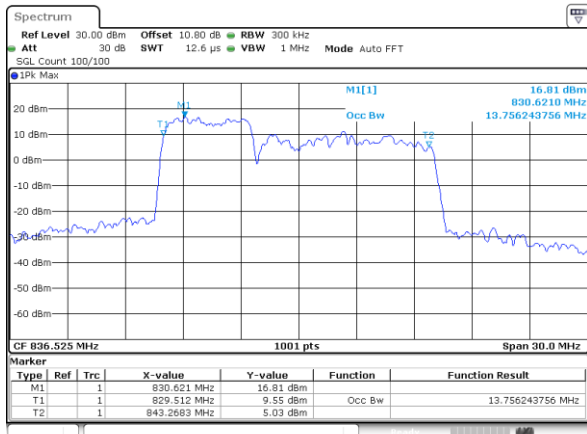
Date: 23_JAN_2020 05:12:50

Lowest Channel / 10MHz+5MHz



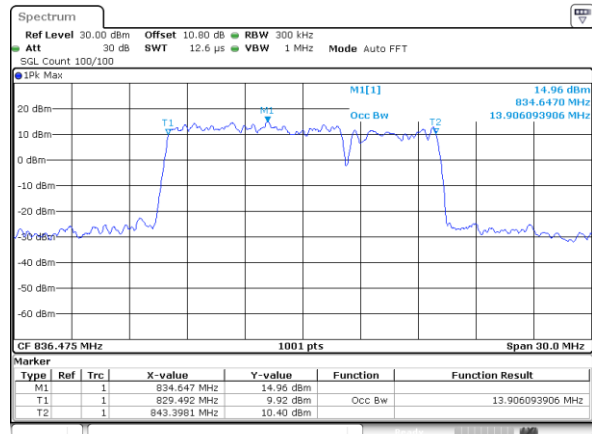
Date: 23_JAN_2020 06:49:13

Middle Channel / 5MHz+10MHz



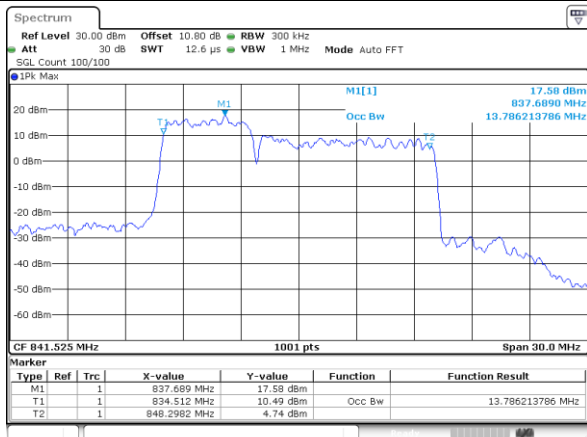
Date: 23_JAN_2020 05:58:47

Middle Channel / 10MHz+5MHz



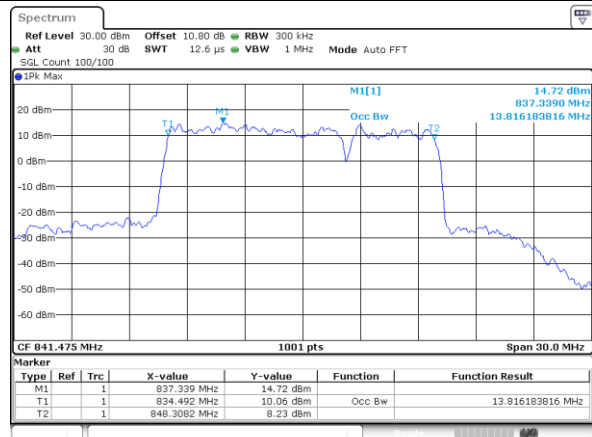
Date: 23_JAN_2020 04:22:38

Highest Channel / 5MHz+10MHz



Date: 23_JAN_2020 06:15:22

Highest Channel / 10MHz+5MHz



Date: 23_JAN_2020 04:39:02

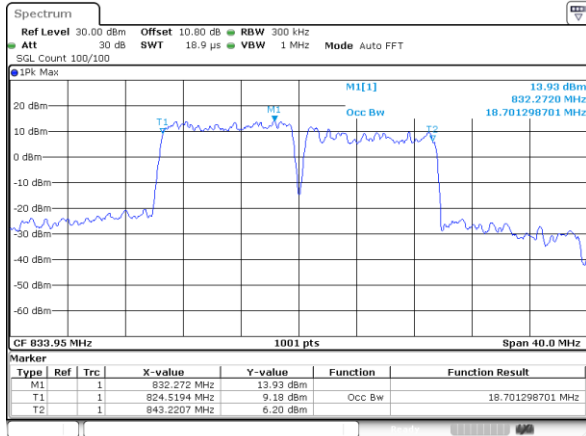


LTE Band 5B

16QAM

Lowest Channel / 10MHz+10MHz

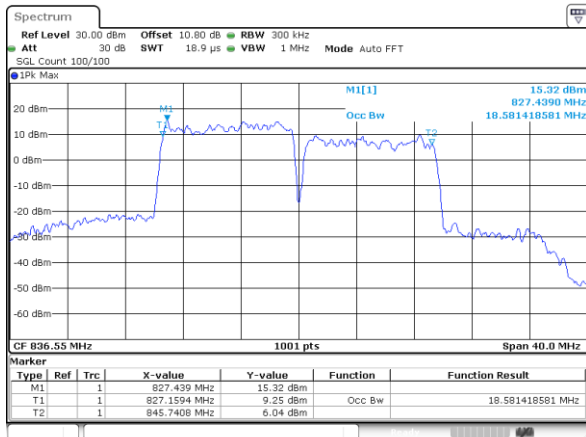
N/A



Date: 23_JAN_2020 01:16:12

Middle Channel / 10MHz+10MHz

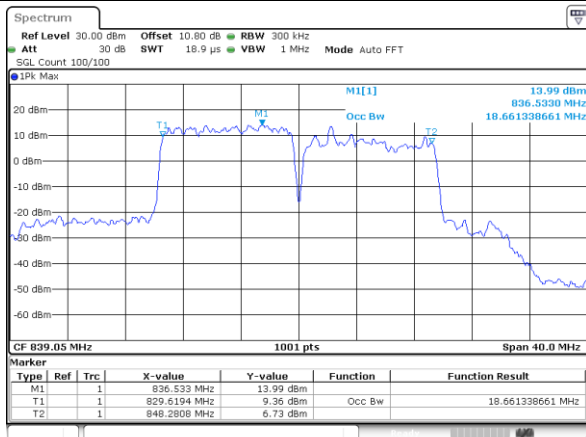
N/A



Date: 23_JAN_2020 01:50:33

Highest Channel / 10MHz+10MHz

N/A



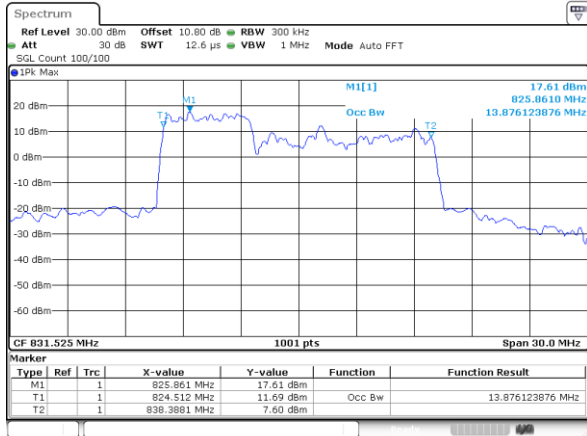
Date: 23_JAN_2020 02:15:57



LTE Band 5B

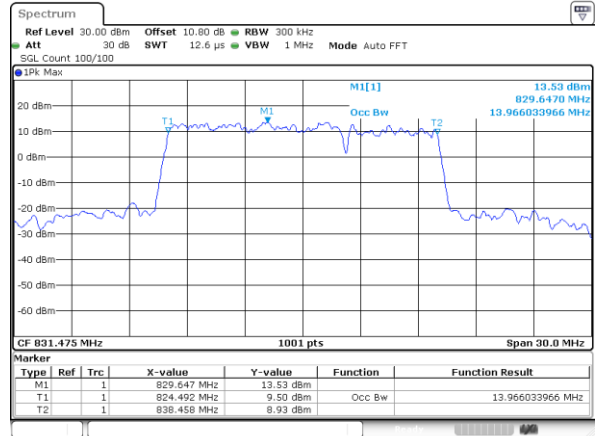
64QAM

Lowest Channel / 5MHz+10MHz



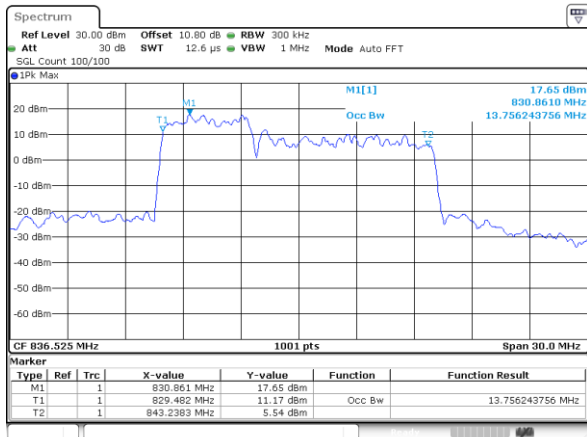
Date: 23_JAN_2020 05:13:16

Lowest Channel / 10MHz+5MHz



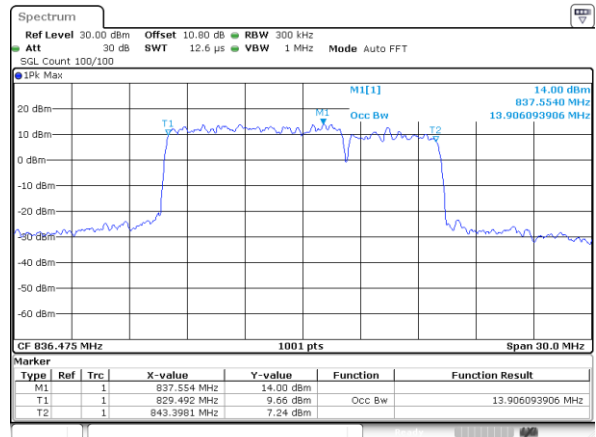
Date: 23_JAN_2020 06:49:38

Middle Channel / 5MHz+10MHz



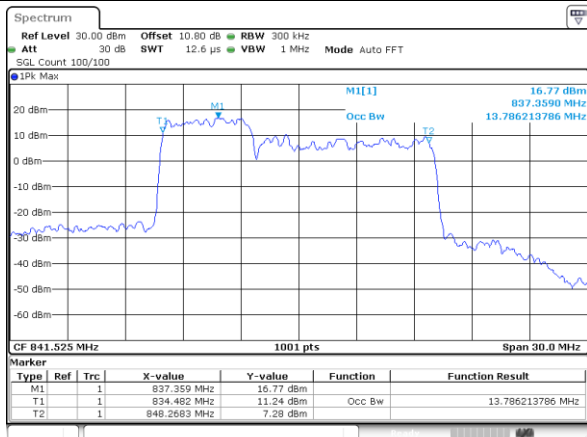
Date: 23_JAN_2020 05:59:12

Middle Channel / 10MHz+5MHz



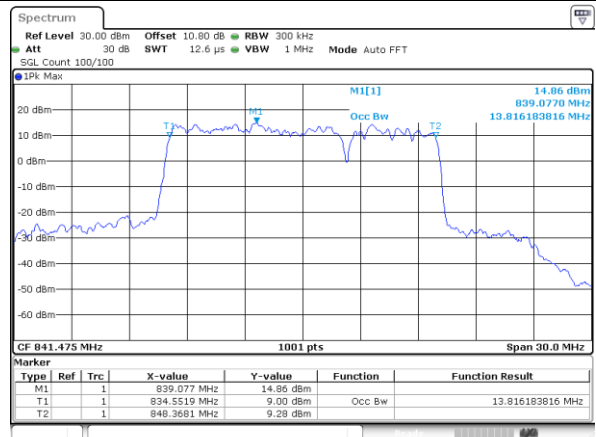
Date: 23_JAN_2020 04:23:03

Highest Channel / 5MHz+10MHz



Date: 23_JAN_2020 06:14:58

Highest Channel / 10MHz+5MHz



Date: 23_JAN_2020 04:38:37

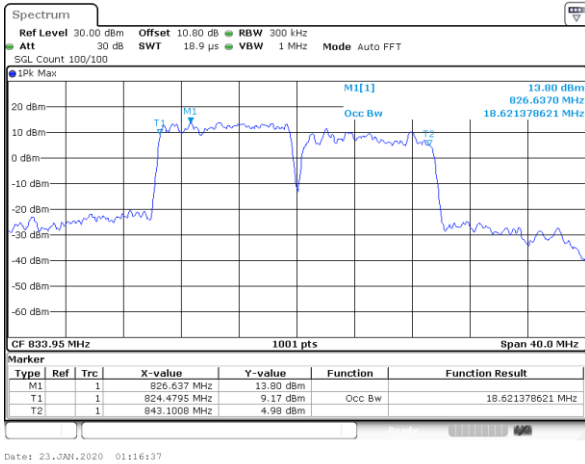


LTE Band 5B

64QAM

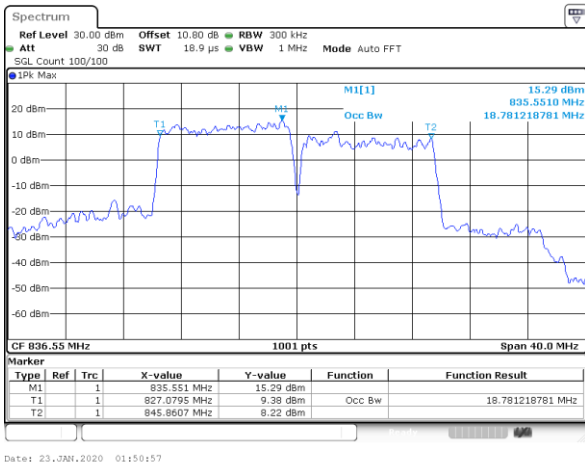
Lowest Channel / 10MHz+10MHz

N/A



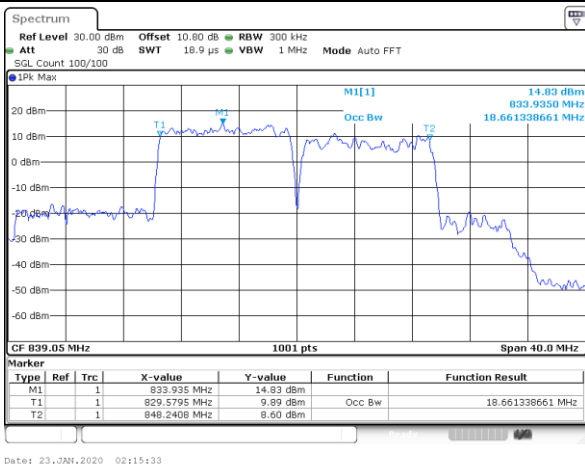
Middle Channel / 10MHz+10MHz

N/A



Highest Channel / 10MHz+10MHz

N/A





Conducted Band Edge

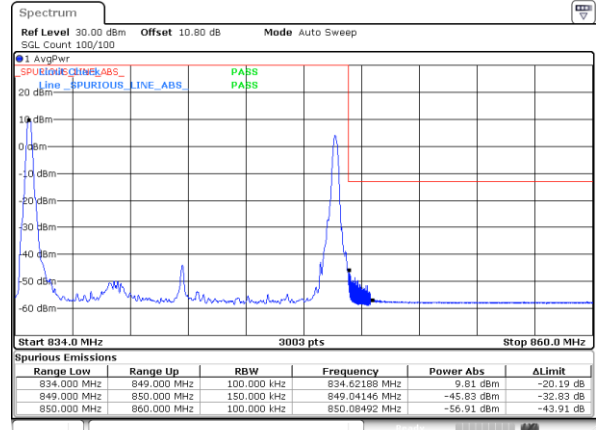
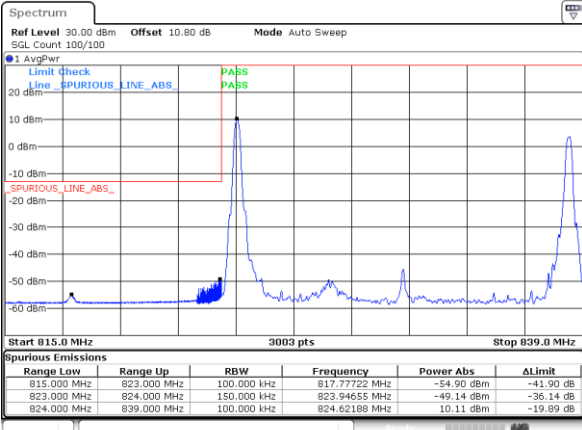


LTE Band 5B / 5MHz+10MHz

QPSK

Lowest Band Edge / 1RB0 and 1RB49

Highest Band Edge / 1RB0 and 1RB49

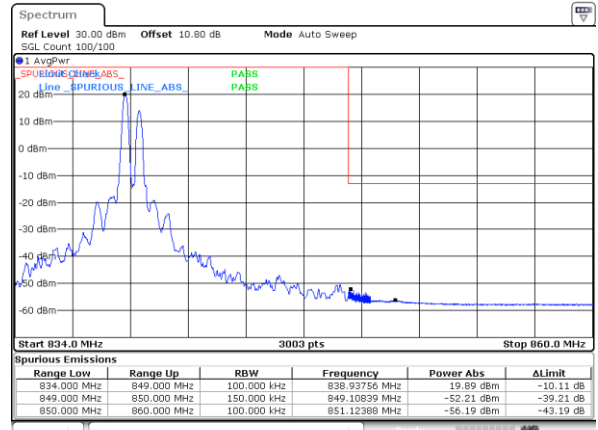
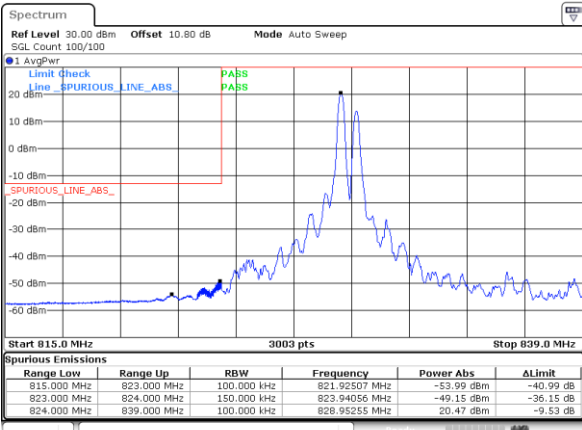


Date: 23_JAN_2020 05:26:12

Date: 23_JAN_2020 06:12:42

Lowest Band Edge / 1RB24 and 1RB0

Highest Band Edge / 1RB24 and 1RB0

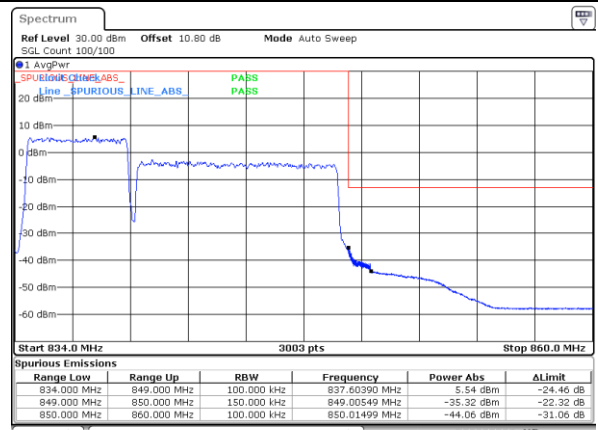
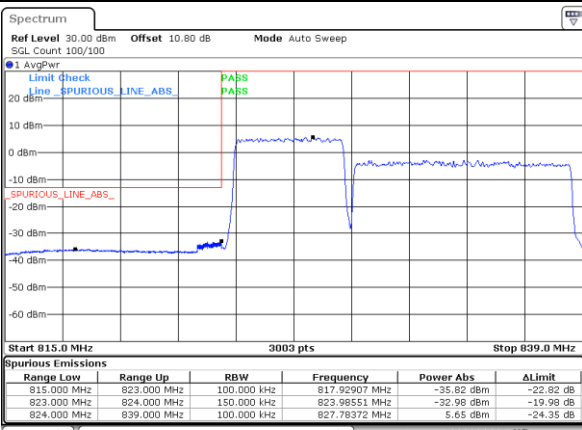


Date: 23_JAN_2020 05:28:08

Date: 23_JAN_2020 06:13:42

Lowest Band Edge / Full RB

Highest Band Edge / Full RB



Date: 23_JAN_2020 05:16:24

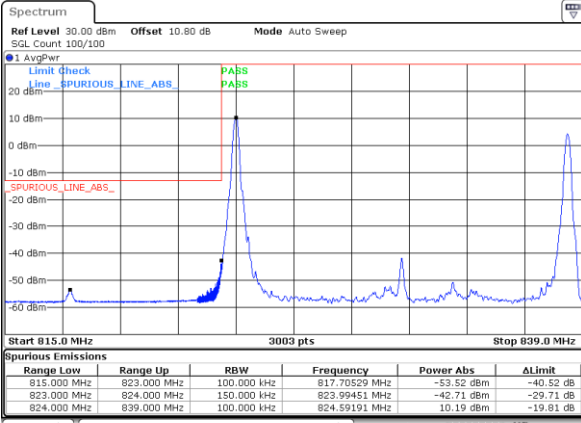
Date: 23_JAN_2020 06:12:47



LTE Band 5B / 10MHz+5MHz

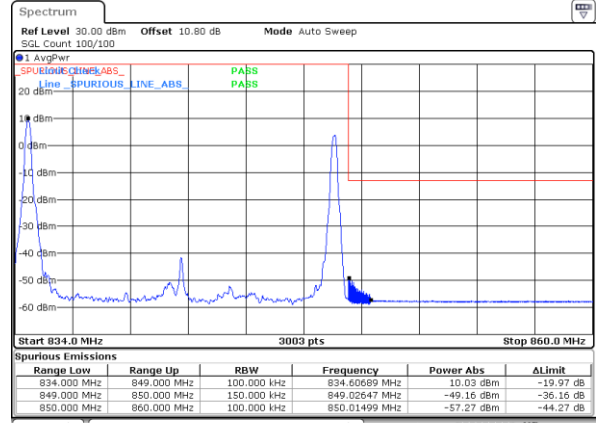
QPSK

Lowest Band Edge / 1RB0 and 1RB24



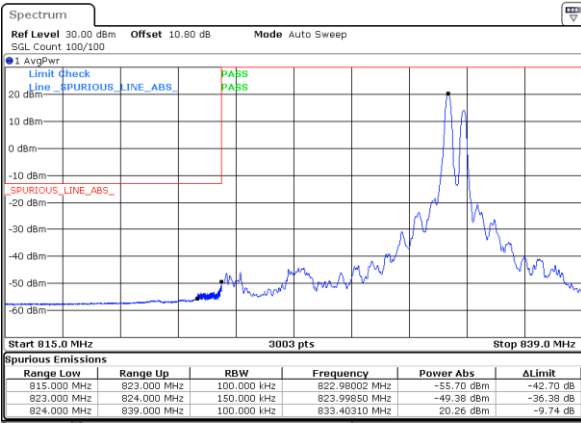
Date: 23_JAN_2020 07:02:34

Highest Band Edge / 1RB0 and 1RB24



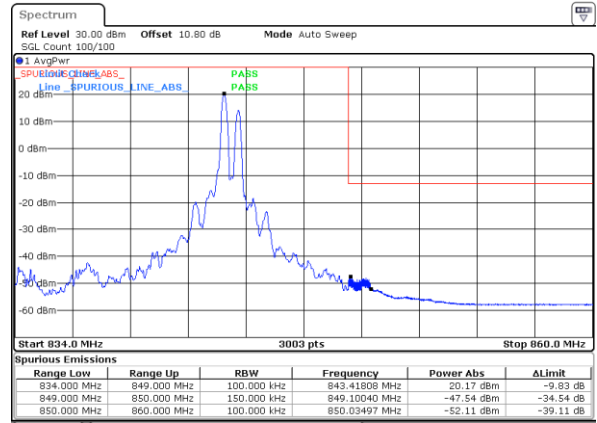
Date: 23_JAN_2020 04:48:22

Lowest Band Edge / 1RB49 and 1RB0



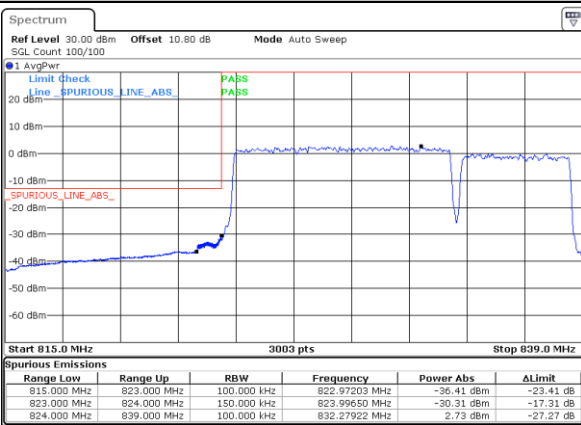
Date: 23_JAN_2020 07:04:30

Highest Band Edge / 1RB49 and 1RB0



Date: 23_JAN_2020 04:57:58

Lowest Band Edge / Full RB



Date: 23_JAN_2020 06:52:47

Highest Band Edge / Full RB



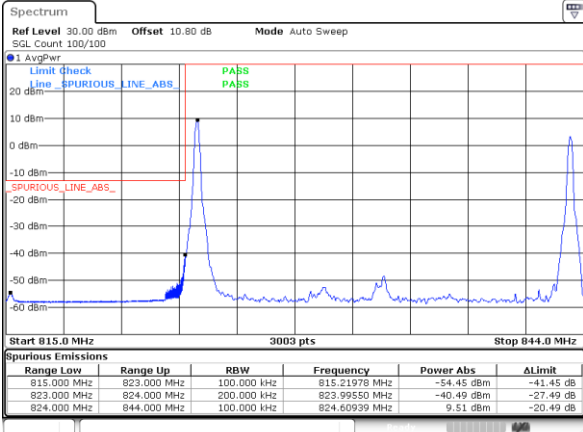
Date: 23_JAN_2020 04:46:26



LTE Band 5B / 10MHz+10MHz

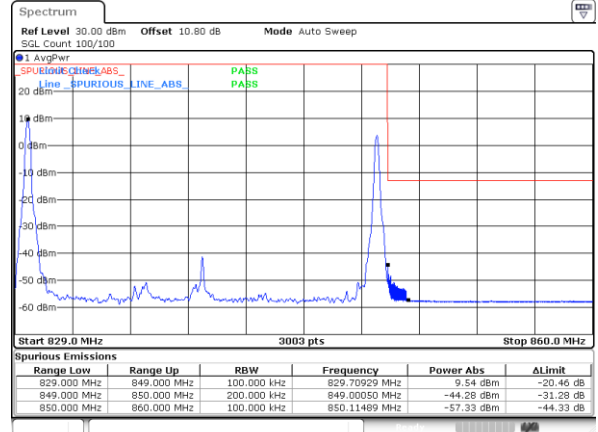
QPSK

Lowest Band Edge / 1RB0 and 1RB49



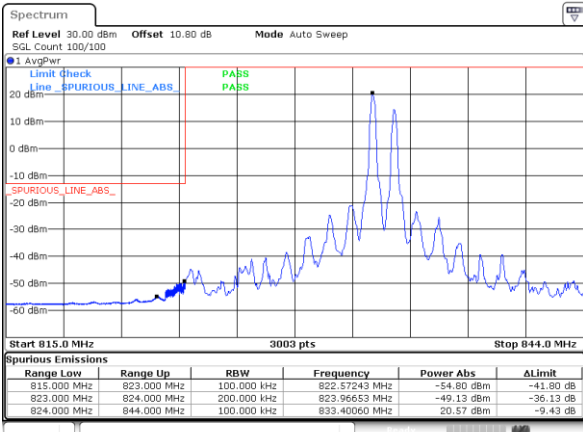
Date: 23_JAN,2020 01:29:34

Highest Band Edge / 1RB0 and 1RB49



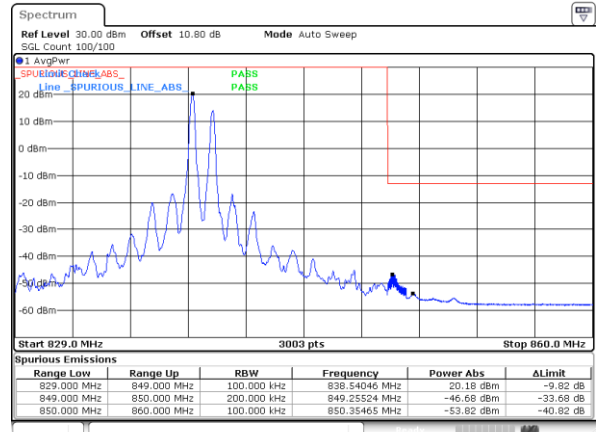
Date: 23_JAN,2020 02:25:17

Lowest Band Edge / 1RB49 and 1RB0



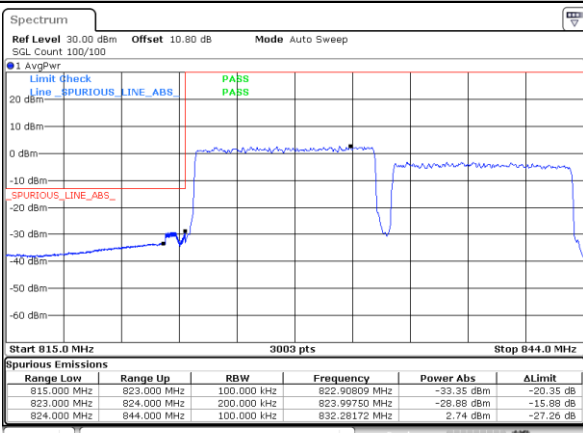
Date: 23_JAN,2020 01:31:30

Highest Band Edge / 1RB49 and 1RB0



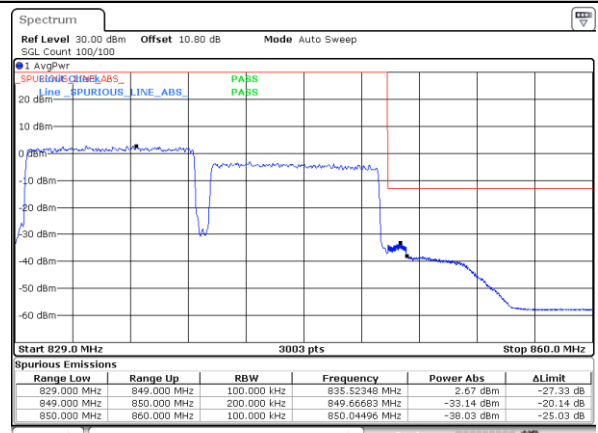
Date: 23_JAN,2020 02:14:53

Lowest Band Edge / Full RB



Date: 23_JAN,2020 01:19:45

Highest Band Edge / Full RB



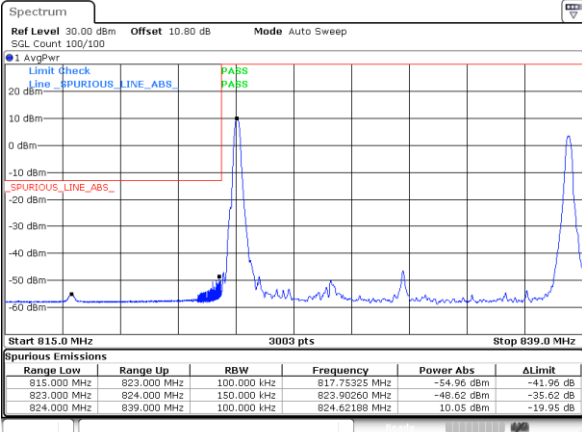
Date: 23_JAN,2020 02:23:21



LTE Band 5B / 5MHz+10MHz

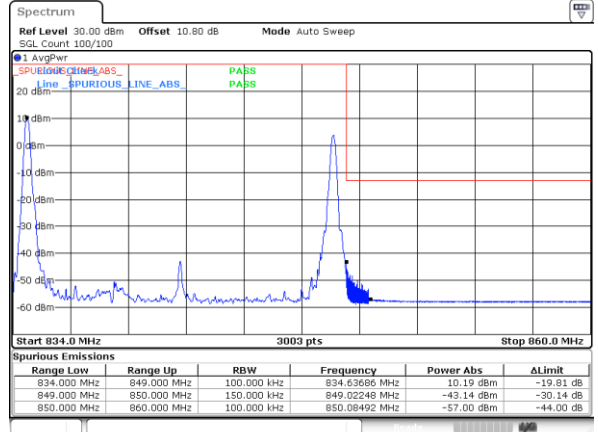
16QAM

Lowest Band Edge / 1RB0 and 1RB49



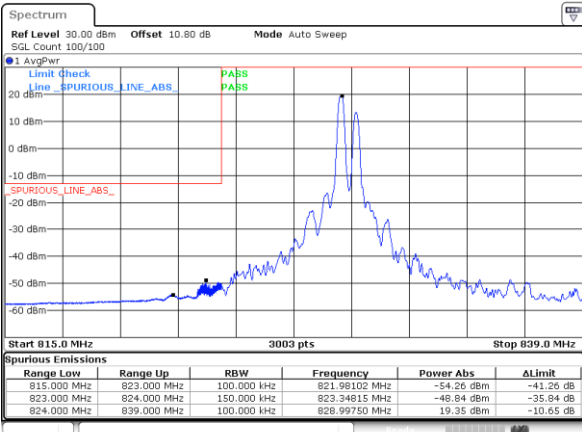
Date: 23_JAN,2020 05:24:14

Highest Band Edge / 1RB0 and 1RB49



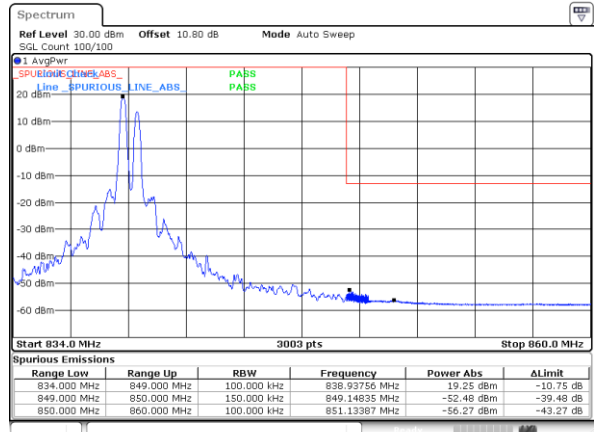
Date: 23_JAN,2020 06:26:38

Lowest Band Edge / 1RB24 and 1RB0



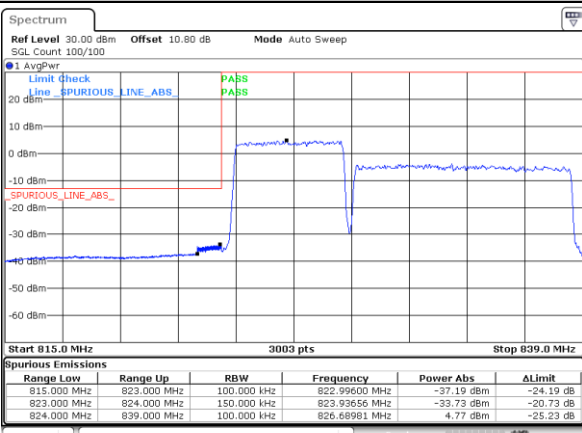
Date: 23_JAN,2020 05:30:05

Highest Band Edge / 1RB24 and 1RB0



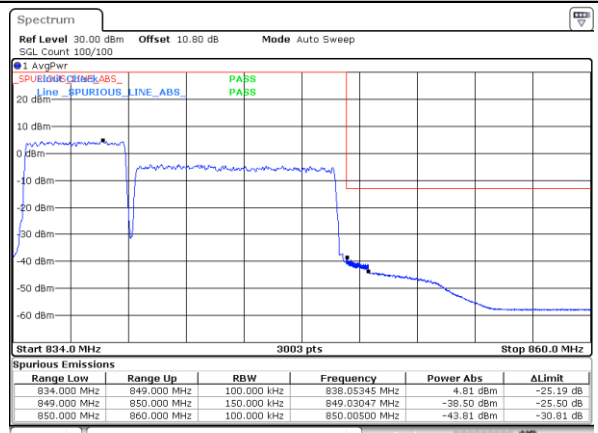
Date: 23_JAN,2020 06:32:24

Lowest Band Edge / Full RB



Date: 23_JAN,2020 05:18:22

Highest Band Edge / Full RB



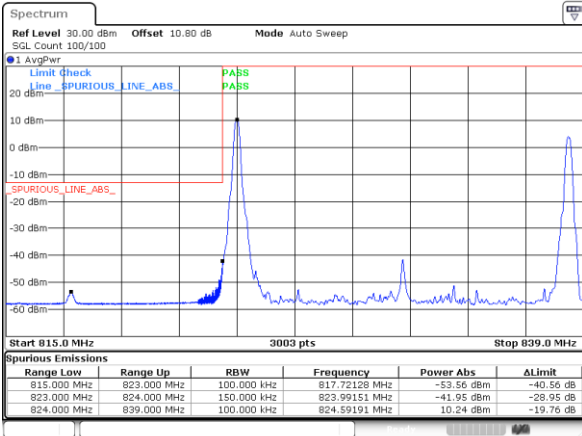
Date: 23_JAN,2020 06:20:52



LTE Band 5B / 10MHz+5MHz

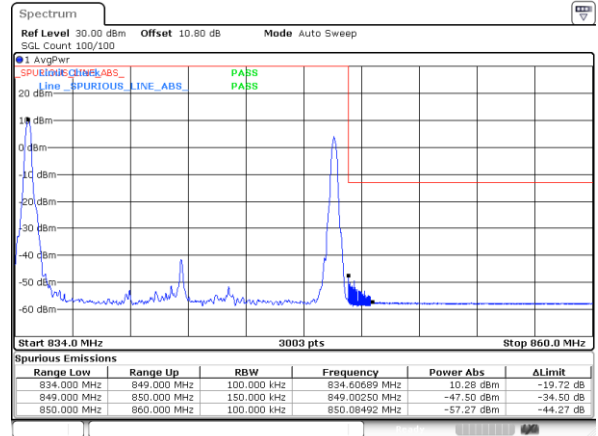
16QAM

Lowest Band Edge / 1RB0 and 1RB24



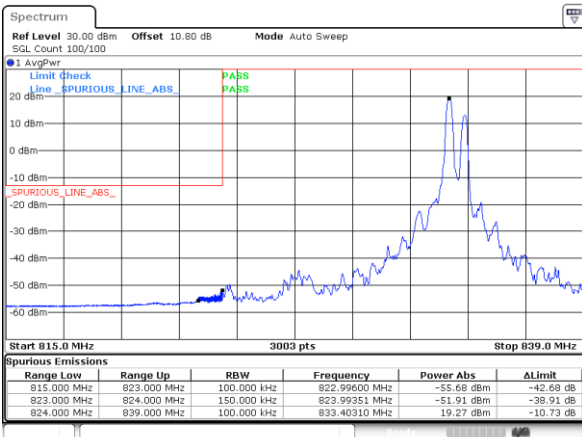
Date: 23_JAN_2020 07:00:37

Highest Band Edge / 1RB0 and 1RB24



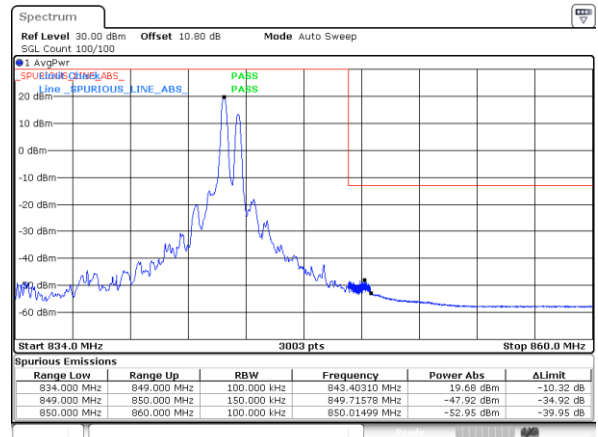
Date: 23_JAN_2020 04:59:17

Lowest Band Edge / 1RB49 and 1RB0



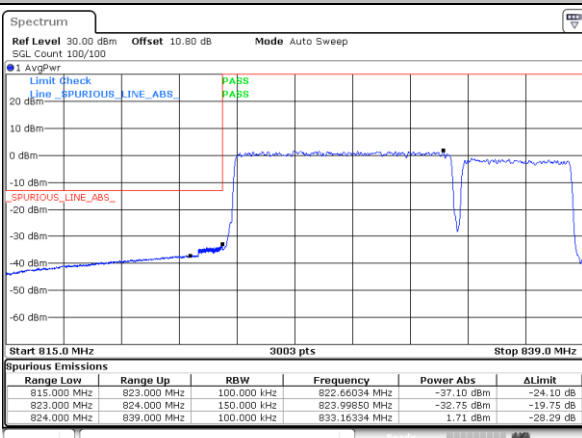
Date: 23_JAN_2020 07:06:28

Highest Band Edge / 1RB49 and 1RB0



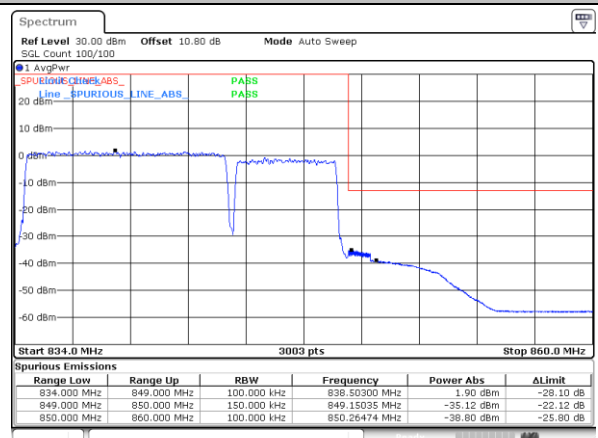
Date: 23_JAN_2020 04:56:02

Lowest Band Edge / Full RB



Date: 23_JAN_2020 06:54:44

Highest Band Edge / Full RB



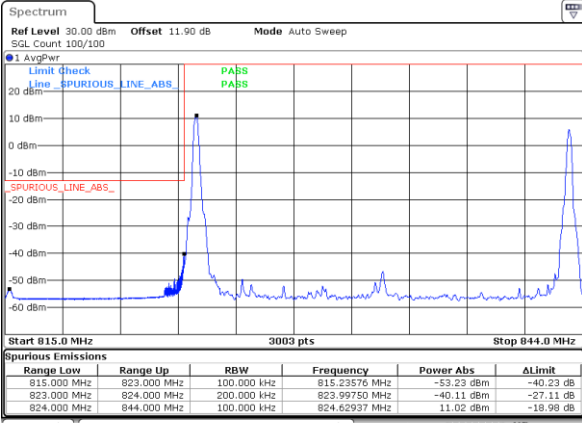
Date: 23_JAN_2020 04:44:31



LTE Band 5B / 10MHz+10MHz

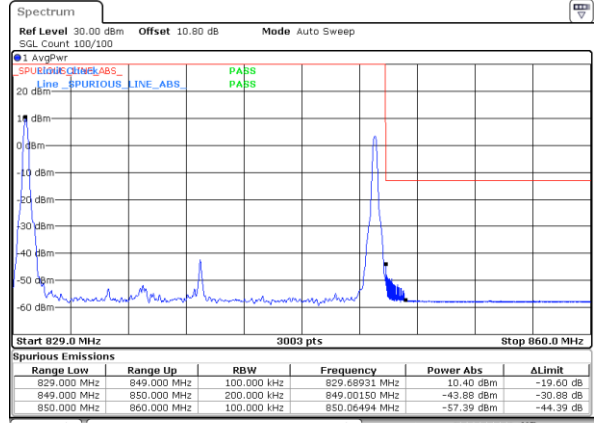
16QAM

Lowest Band Edge / 1RB0 and 1RB49



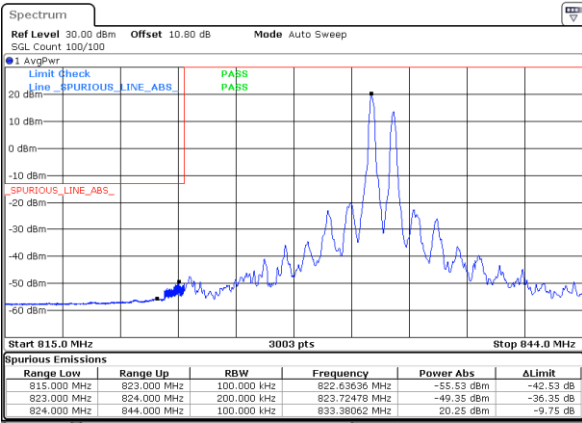
Date: 23_JAN,2020 01:27:36

Highest Band Edge / 1RB0 and 1RB49



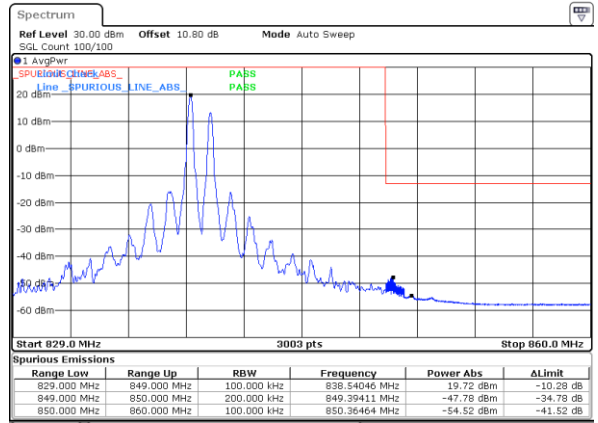
Date: 23_JAN,2020 02:27:12

Lowest Band Edge / 1RB49 and 1RB0



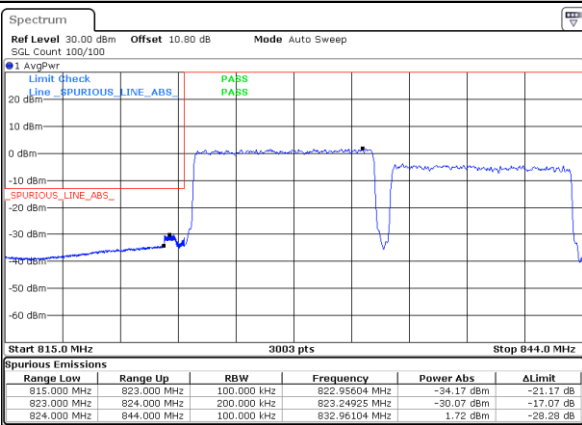
Date: 23_JAN,2020 01:33:28

Highest Band Edge / 1RB49 and 1RB0



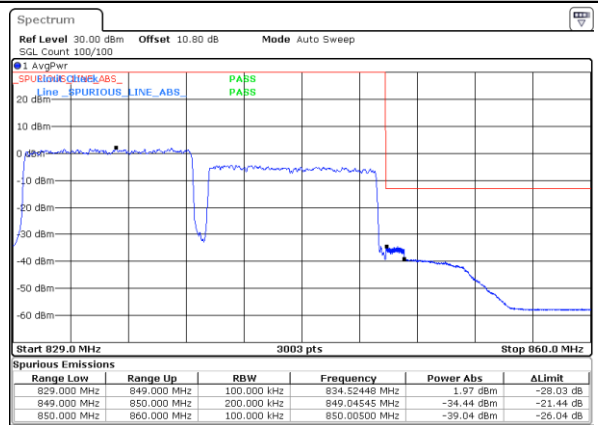
Date: 23_JAN,2020 02:12:58

Lowest Band Edge / Full RB



Date: 23_JAN,2020 01:21:42

Highest Band Edge / Full RB



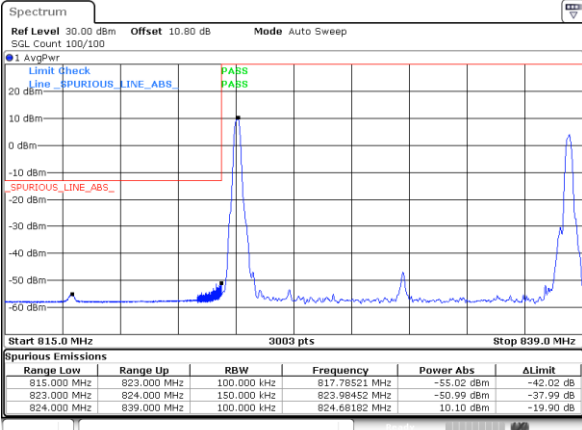
Date: 23_JAN,2020 02:21:26



LTE Band 5B / 5MHz+10MHz

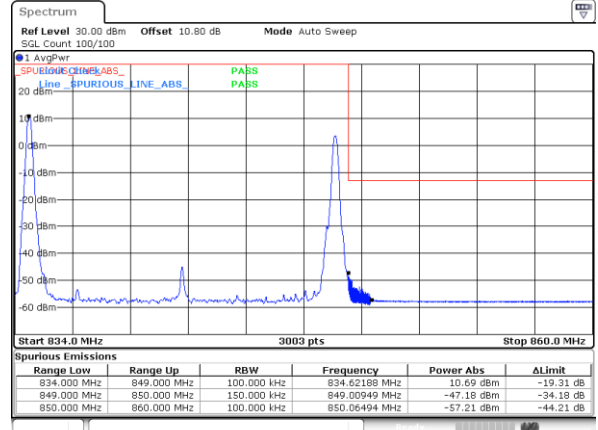
64QAM

Lowest Band Edge / 1RB0 and 1RB49



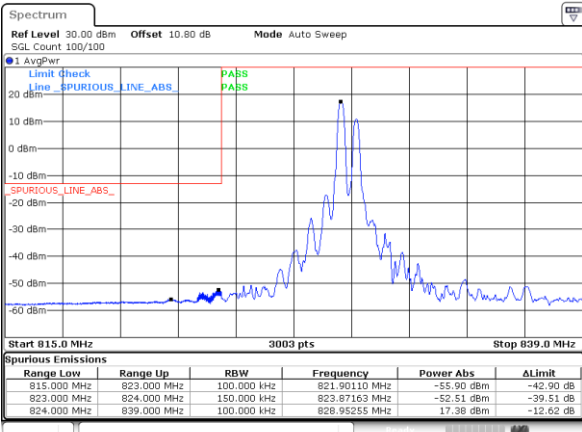
Date: 23_JAN_2020 05:22:17

Highest Band Edge / 1RB0 and 1RB49



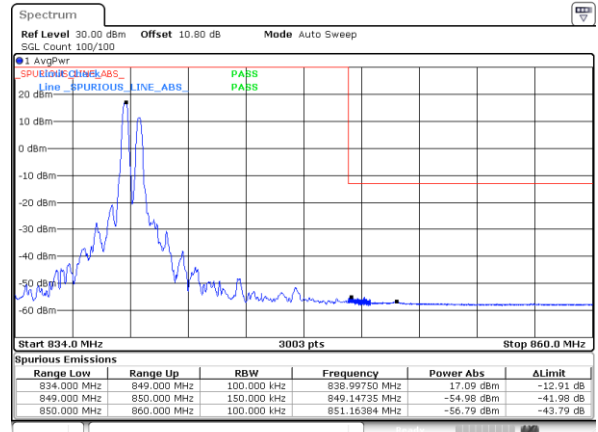
Date: 23_JAN_2020 06:28:33

Lowest Band Edge / 1RB24 and 1RB0



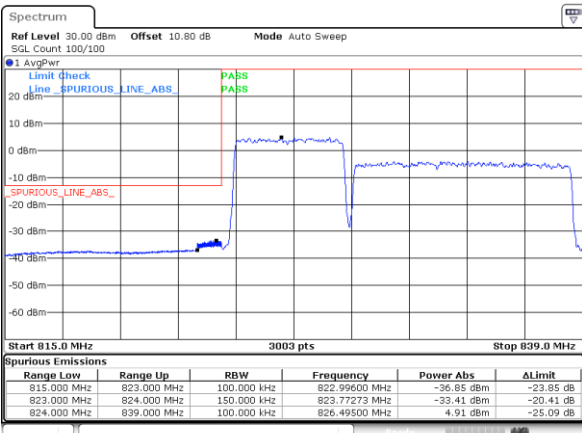
Date: 23_JAN_2020 05:32:06

Highest Band Edge / 1RB24 and 1RB0



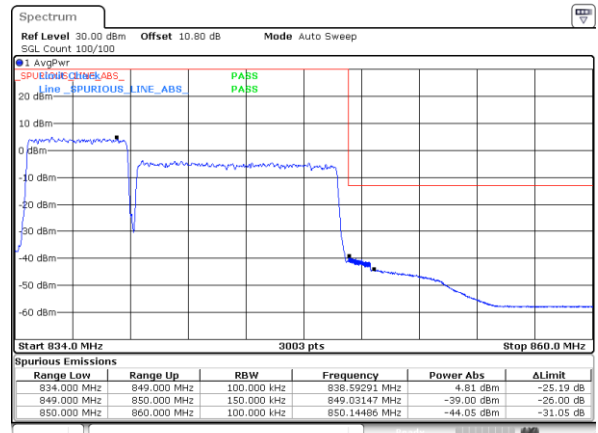
Date: 23_JAN_2020 06:30:29

Lowest Band Edge / Full RB



Date: 23_JAN_2020 05:20:19

Highest Band Edge / Full RB



Date: 23_JAN_2020 06:18:55