

Setup Photographs

<Radiated Emission>


<Primary Antenna>

Y Plane for AWS Band

LF



HF




Z Plane for Cellular Band and PCS Band

LF



HF




<ASDIV Antenna>

Y Plane for Cellular Band, PCS Band, and AWS Band

LF



HF



—————THE END—————