

## Setup Photographs

<Radiated Emission>


<Primary Antenna>

Z Plane for PCS Band

LF




HF






**SHF**




**<ASDIV Antenna>**

**X Plane for Cellular Band**

**LF**




**HF**





**SHF**



—————THE END—————