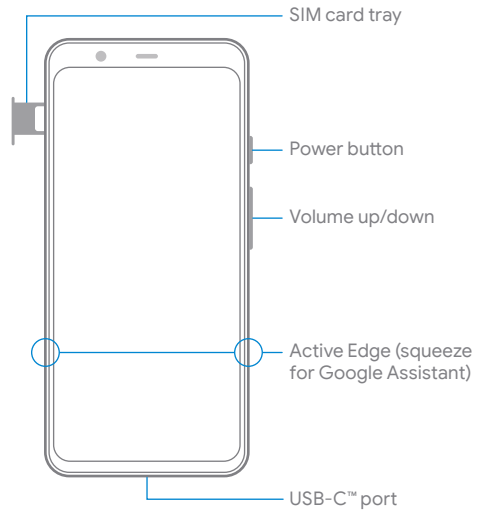


Pixel

User Guide

Google

Meet your new Pixel



Before you start

Switching from an iPhone®

To bring your texts and data (like contacts, music, files, and apps) to your new Pixel, turn off:

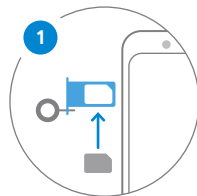
- iMessage®, FaceTime®, and Device Management (if needed) in your iPhone Settings
- iTunes® encryption in the iTunes app on your computer

For iPhone help, go to [g.co/imessagehelp](https://support.apple.com/guide/iphone/iphone-transfer-help) and [g.co/datatransferhelp](https://support.apple.com/guide/iphone/iphone-transfer-help)

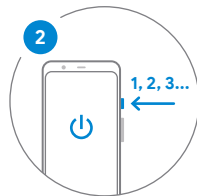
Switching from Android or another phone

Go straight to setup. Or, follow the full transfer guide for your old phone at [g.co/datatransferhelp](https://support.google.com/pixelphone/answer/9135913)

Set up your new Pixel



Insert your SIM card from your carrier using the provided SIM tool



To turn on, press and hold the power button for 5 seconds. Follow the on-screen steps to begin setup.

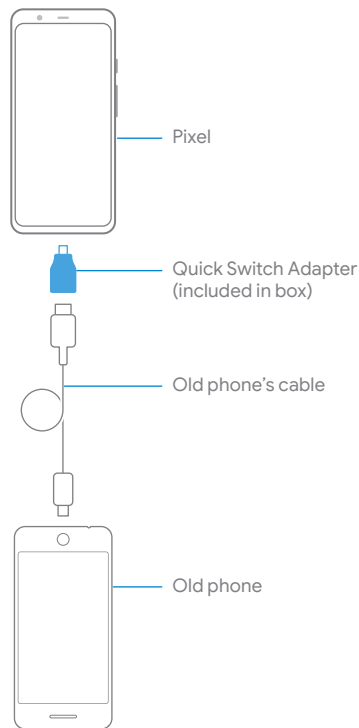
Copy apps & data to Pixel

1. Follow the on-screen steps to continue setting up your Pixel

At the **Copy apps & data** screen, connect the phones with the Quick Switch Adapter and your old phone's cable.

2. Choose what to copy to Pixel

For support, go to g.co/pixel/help



Regulatory Information

Regulatory information, certification, and compliance marks specific to Pixel 4 can be found on your device under Settings > About phone> Regulatory labels and on the back of your phone.

Regulatory Information: United States FCC Regulatory Compliance

Note: This device has been tested and found to comply with the limits for a Class B digital device, pursuant to part 15 of the FCC Rules. These limits are designed to provide reasonable protection against harmful interference in a residential installation. This device generates, uses and can radiate radio frequency energy and, if not installed and used in accordance with the instructions, may cause harmful interference to radio communications. However, there is no guarantee that interference will not occur in a particular installation. If the equipment does cause harmful interference to radio or television reception, which can be determined by turning the equipment off and on, the user is encouraged to try to correct the interference by one or more of the following measures:

- Reorient or relocate the receiving antenna
- Increase the separation between the equipment and receiver
- Connect the equipment into an outlet on a circuit different from that to which the receiver is connected
- Consult the dealer or an experienced radio/TV technician for help

Changes or modifications not expressly approved by Google could void your authority to operate the equipment.

This device complies with Part 15 of the FCC Rules. Operation is subject to the following 2 conditions:

- This device may not cause harmful interference
- This device must accept any interference received, including interference that may cause undesired operation

Radio Frequency Exposure

Your phone has been evaluated and meets the applicable regulatory requirements for exposure to radio waves. It is designed and manufactured to not exceed the applicable emission limits for exposure to radio frequency (RF) energy.

Your phone complies with radio frequency specifications when used near your ear or at a distance of 0.4 in (1.0 cm) from your body. To reduce exposure to RF energy, use a hands-free option, such as the built-in speaker phone, the supplied headphones, or other similar accessories. Ensure that the device accessories, such as a device case and device holster, are not composed of metal components. Keep the device away from your body to meet the distance requirement.

EMC Compliance Statement

Important: This device, power adapter, and other in-box accessories have demonstrated Electromagnetic Compatibility (EMC) compliance under conditions that included the use of compliant peripheral devices and shielded cables between system components. It's important that you use compliant peripheral devices and shielded cables between system components to reduce the possibility of causing interference to radios, televisions, and other electronic devices.

Model: G020P, G020Q

Responsible Party
Google LLC
1600 Amphitheatre Parkway
Mountain View, CA 94043
www.google.com

We're here for you

Find tips, learn about new features, and get help when you need it:

On your phone, go to **Settings > Tips & support**

On the web, visit g.co/pixel/help

Visit g.co/pixel/safety for safety information.

Google, Android, Pixel, Active Edge, and related marks and logos are trademarks of Google LLC. iMessage, FaceTime, iTunes, and iPhone are trademarks of Apple Inc., registered in the U.S. and other countries. USB-C is a trademark of USB Implementers Forum. All other trademarks are the property of their respective owners.