


Setup Photographs


<Radiated Emission>

X Plane for Cellular Band, AWS Band with Ant. 0_B and Ant. 1,
PCS Band with Ant. 1

LF



HF



Y Plane for PCS Band with Ant. 0_B

LF



HF



Z Plane for AWS Band with Ant. 0_C

LF



HF




Z Plane for WPC Charging Mode

LF



HF



—————THE END—————