

## Setup Photographs

<Radiated Emission>

<For G020P>


<For Ant. 0\_B>

X Plane for LTE Band 41 (HPUE)

LF



HF



**Y Plane for LTE Band 7, LTE Band 7\_CA, LTE Band 25,  
LTE Band 38, and LTE Band 66**

**LF**



**HF**





<For Ant. 0\_C>

X Plane for LTE Band 26 and LTE Band 71

LF



HF



**Y Plane for LTE Band 7, LTE Band 12, LTE Band 13, and LTE Band 38**

**LF**



**HF**






**Z Plane for LTE Band 4 and LTE Band 7\_CA**

**LF**



**HF**



<For Ant. 1>

X Plane for LTE Band 26 and LTE Band 71

LF



HF





**Y Plane for LTE Band 7, LTE Band 12, LTE Band 13, LTE Band 25,  
LTE Band 38, and LTE Band 66**

**LF**



**HF**




**Z Plane for LTE Band 7\_CA and LTE Band 41 (HPUE)**

**LF**



**HF**





<For WPC Charging Mode>


<For Ant. 1>

Z Plane for LTE Band 7

LF



HF



<For G020Q>

<For Ant. 0\_B>

X Plane for LTE Band 41\_CA

LF



HF





<For Ant. 0\_C>

X Plane for LTE Band 41 and LTE Band 41\_CA

LF



HF



<For Ant. 1>

X Plane for LTE Band 41\_CA

LF



HF



————THE END————