

Setup Photographs


<Radiated Emission>

Z Plane for Ant. 0_A

LF



HF




X Plane for Ant. 1

LF



HF




WPC Charging Mode

LF



HF



————THE END————