

## Setup Photographs


### <Radiated Emission>

X Plane for Cellular Band with Ant. 1

LF



HF




**X Plane for PCS Band with Ant. 0\_B ; AWS Band with Ant. 0\_C and Ant. 1**

**LF**



**HF**




**Z Plane for Cellular Band with Ant. 0\_A ; PCS Band with Ant. 1 ; AWS Band with Ant. 0\_B**

**LF**



**HF**




Z Plane for WPC Charging Mode

LF



HF



————THE END————